



# RESTEK

**INNOVATIVE  
CHROMATOGRAPHY  
PRODUCTS**

**2013–2014**

GC & LC Columns

GC & LC Accessories

Vials & Syringes

Sample Handling

Reference Standards

Chromatograms

[www.restek.com](http://www.restek.com)



*“Plus 1 involves doing everything we do as well as we can do it, every time we do it, and then doing more.”*

I love working at Restek. Every day, I am lucky enough to witness firsthand my fellow employee-owners serving our customers and each other with enthusiasm, dedication, and a smile. We call it “Plus 1.”

Plus 1 involves doing everything we do as well as we can do it, every time we do it, and then doing more. Whether it’s anticipating the needs of tomorrow with a new innovation, ensuring superior product quality, exceeding your expectations when you place an order, or troubleshooting a difficult issue, we always go above and beyond. Said another way, since 1985, Restek has grown into a global chromatography supplier, but we are still a small company at heart. By focusing on extraordinary products and service with a personal touch, we strive to earn your trust and make your job easier one interaction at a time.

This catalog is packed with cutting-edge solutions that exemplify our Plus 1 mentality. We are especially excited to introduce our newest breakthroughs: Our GCxGC selectivity kits (p. 50) simplify column selection for method developers and frequent GCxGC users alike, and our expanded collection of Sky® inlet liners (p. 175) brings exceptional inertness—even when using wool!—to more analyses than ever. USLC® toolboxes (p. 137) represent the widest range of reversed phase selectivity available with just four stationary phases, and EXP® reusable fittings (p. 313) allow you to achieve easy, yet reliable seals for HPLC and UHPLC. Our reference standard labs have gained ISO accreditation, so we now offer a full line of stock and custom certified reference materials (CRMs), and we’ve added a compound index starting on page 568, so finding the perfect standard is a snap. The list is far too long to include them all here, but you’ll see “new” icons throughout this book highlighting our latest examples of Plus 1 product development.

Because Restek is 100% employee-owned, we are each personally invested in our success, and we know that success would not be possible without you. That’s why we work tirelessly for you and why we invite you to challenge us. Flip through these pages to discover Plus 1 in action, and if there’s anything we can assist you with, don’t hesitate to put us to the test by calling or e-mailing!

Bryan Wolcott  
President



# Table of Contents



How can we help you today?  
Contact us...

## international distributors

To find a local Restek representative in your country, visit

[www.restek.com/International-Distributors](http://www.restek.com/International-Distributors)

## International Customer Service

If your country is not listed, or if you need further assistance, please contact us at:

**1-814-353-1300, ext. 9**

**fax: 1-814-353-1309**

**e-mail: [ics@restek.com](mailto:ics@restek.com)**

## International Technical Service

**e-mail: [intltechsupp@restek.com](mailto:intltechsupp@restek.com)**

<b>COLUMNS</b> .....	<b>6-171</b>
GC Capillary Columns .....	<b>8-89</b>
GC Metal MXT® Capillary Columns .....	<b>90-101</b>
GC PLOT Columns .....	<b>102-113</b>
GC Packed/Micropacked Columns .....	<b>114-135</b>
LC Columns .....	<b>136-171</b>
<b>SUPPLIES &amp; ACCESSORIES</b> .....	<b>172-329</b>
GC Inlet Liners .....	<b>174-199</b>
GC Instrument Supplies .....	<b>200-263</b>
Gas Management .....	<b>264-297</b>
LC Accessories .....	<b>298-329</b>
<b>VIALS &amp; SYRINGES</b> .....	<b>330-371</b>
Vials .....	<b>332-347</b>
Syringes .....	<b>348-371</b>
<b>SAMPLE HANDLING</b> .....	<b>372-429</b>
Sample Preparation .....	<b>374-392</b>
Glassware .....	<b>393-395</b>
Air Sampling .....	<b>396-415</b>
Gas Sampling .....	<b>416-429</b>
<b>REFERENCE STANDARDS</b> .....	<b>430-573</b>
Detailed Overview .....	<b>432-439</b>
Single-Component Solutions .....	<b>440-445</b>
Column & Detector Test Mixes & Reagents .....	<b>446-449</b>
Clinical, Forensic & Toxicology .....	<b>450-455</b>
Environmental .....	<b>456-527</b>
Foods, Flavors & Fragrances .....	<b>528-537</b>
Petroleum & Petrochemical .....	<b>538-547</b>
Pharmaceutical .....	<b>548-553</b>
LUST Recovery Act Program Methods .....	<b>554-567</b>
<b>CHROMATOGRAMS</b> .....	<b>568-730</b>
GC Chromatograms .....	<b>570-689</b>
LC Chromatograms .....	<b>690-721</b>
<b>INDICIES</b> .....	<b>722-767</b>
Compound Indices .....	<b>722-736</b>
GC Chromatograms, LC Chromatograms & Reference Standards	
Product Indices .....	<b>737-767</b>
By Catalog Number & Alphabetical	



## Connecting You to World-Class Products & Service Through a Local Source

At Restek, we are committed to providing superior, cutting-edge chromatography products and world-class Plus 1 service. In order to give our global customer base more convenient access, we maintain a distributor network that covers over 100 countries across six continents. Whether you live in Maine or California, Albania or Zimbabwe, contact your local representative today to learn for yourself how we gained the trust of chromatographers around the world!



### UNITED STATES:

#### Online

To find 24/7 product information, technical resources, news, search tools, ChromaBLOGraphy, and much more, go to: [www.restek.com](http://www.restek.com)

#### Customer Service

To place an order, track a package, check an order's status, or request a quote:

**Phone:** 1-800-356-1688 or 1-814-353-1300, ext. 3

**Fax:** 1-814-353-1309

**E-mail:** [csreps@restek.com](mailto:csreps@restek.com)

#### Technical Service

To ask a question or get help with technical issues from setup to method development:

**Phone:** 1-800-356-1688 or 1-814-353-1300, ext. 4

**Fax:** 1-814-353-1568

**E-mail:** [support@restek.com](mailto:support@restek.com)

#### Sales

To request product recommendations, application information, expedited order fulfillment, or detailed site-specific assistance:

**Phone:** 1-800-356-1688 or 1-814-353-1300, ext. 3

**Fax:** 1-814-353-1309

**E-mail:** [salesreps@restek.com](mailto:salesreps@restek.com)

Or visit [www.restek.com/USsales](http://www.restek.com/USsales) to find the sales rep for your region.

#### Distribution

Restek products are also available through the following authorized domestic U.S. distributors:



Krackeler  
Scientific, Inc.

GSS GOVERNMENT  
SCIENTIFIC  
SOURCE, INC.

VWR



### FRANCE:

Restek France

**Phone:** 33 (0)1 60 78 32 10

**Fax:** 33 (0)1 60 78 70 90

**E-mail:** [restek@restekfrance.fr](mailto:restek@restekfrance.fr)

**Web:** [www.restek.fr](http://www.restek.fr)



### GERMANY:

Restek GmbH

**Phone:** 0049 - (0)6172 2797-0

**Fax:** 0049 - (0)6172 2797-77

**E-mail:** [info@restekgmbh.de](mailto:info@restekgmbh.de)

**Web:** [www.restekgmbh.de](http://www.restekgmbh.de)



### IRELAND:

Restek Ireland

**Phone:** 44-28-90-814576

**Fax:** 44-28-90-814576

**E-mail:** [restekireland@aol.com](mailto:restekireland@aol.com)



**JAPAN:**

Restek Japan

**Phone:** +81-3-6459-0025

**Fax:** +81-3-6459-0025

**E-mail:** restekjapan@restek.com



**UNITED KINGDOM:**

Thames Restek UK LTD

**Phone:** 01494 563377

**Fax:** 01494 564990

**E-mail:** sales@thamesrestek.co.uk

**Web:** www.thamesrestek.co.uk



**CHINA:**

Restek China

**Phone:** +86-10-8588-6775

**Fax:** +86-10-8588-6743

**E-mail:** china@restek.com

**Web:** cn.restek.com

**INTERNATIONAL:**

International Distributors

To find a local Restek representative in your country, visit

**[www.restek.com/International-Distributors](http://www.restek.com/International-Distributors)**

International Customer Service

If your country is not listed, or if you need further assistance, please contact us at:

**Phone:** 1-814-353-1300, ext. 9

**Fax:** 1-814-353-1309

**E-mail:** ics@restek.com

International Technical Service

**E-mail:** intltechsupp@restek.com





## important note Resolving Product / Order Issues and Returning Products

If you purchased the product through a distributor, you must obtain return authorization through that distributor.

### 1) Are you prepared to provide the following information?

- Name, company name, address, and phone number.
- Product name, catalog number, lot and/or serial number, and quantity.
- Purchase order and/or invoice number.
- Detailed description of the problem.

### 2) How did you place your order?

- If you ordered from a distributor or from outside the U.S., contact your distributor.
- If you ordered directly from Restek and from within the U.S., continue reading.

### 3) Is the problem with a product's function or with your order?

- If you have a problem with a product's function  
(e.g., won't perform properly, results do not match our literature, instructions are unclear), contact Technical Service. Call 1-800-356-1688 / 1-814-353-1300, ext. 4 or e-mail [support@restek.com](mailto:support@restek.com)
- If you have a problem with your order  
(e.g., wrong part or quantity, broken or damaged item, missing items), contact our Returns Coordinator. Call 1-800-356-1688 / 1-814-353-1300, ext. 2146 or e-mail [returns@restek.com](mailto:returns@restek.com)

### 4) Did you get a return material authorization (RMA) number?

- (You *must* be given an RMA before you may send any product back to Restek.)
- If the product has been used, you *must* include a completed, signed Health & Safety Declaration ([www.restek.com/health-safety](http://www.restek.com/health-safety)).
- Send the product back following the instructions you were given by Restek.

#### Important Notes

- Do not return any product without first contacting us. We cannot accept returns without an RMA and prior authorization.
- Reference standards must be returned within ten (10) days from the shipment date; all other products must be returned within thirty (30) days. Restek can refuse to accept late returns.
- Returns made due to error by the customer placing the order may be charged a 10% restocking fee.
- To qualify for credit in the event of an order error, you must notify Restek within ten (10) days of shipment. Product must also be returned unused and in restockable condition.
- Restek will honor the original warranty of resale electronics; however, if the item is not under warranty, you are responsible for all repair costs.
- Returned columns and consumables will normally be evaluated within seven (7) working days after receipt.
- If you need replacement product immediately, ask for details when you contact us. Special invoicing and additional costs may apply.

#### General Warranty Information

Restek warrants the products it manufactures, except those specifically exempted, to be free from defects in materials and workmanship for ninety (90) days from the date of shipment. This warranty is limited to the original purchaser of the product and is not transferrable. During the warranty period, Restek will, at its option, either repair or replace a defective product or return to purchaser the price of the item. This limited warranty does not extend to any products that have been damaged as a result of accident, misuse, abuse, or service or modification by anyone.

Except as expressly set forth above, no other warranties are expressed or implied, including, but not limited to, any implied warranties of merchantability and fitness for a particular purpose, and Restek expressly disclaims all warranties not stated herein. In the event the product is not free from defect as warranted above, the purchaser's sole remedy shall be as provided above. Under no circumstances will Restek be liable to the purchaser or any user for any damages, including the incidental or consequential damages, expenses, lost profits, lost savings, or other damages arising out of the use or inability to use the product.

This warranty shall not be applicable to the extent that any provision of this warranty is prohibited by any federal, state, or municipal law that cannot be preempted.

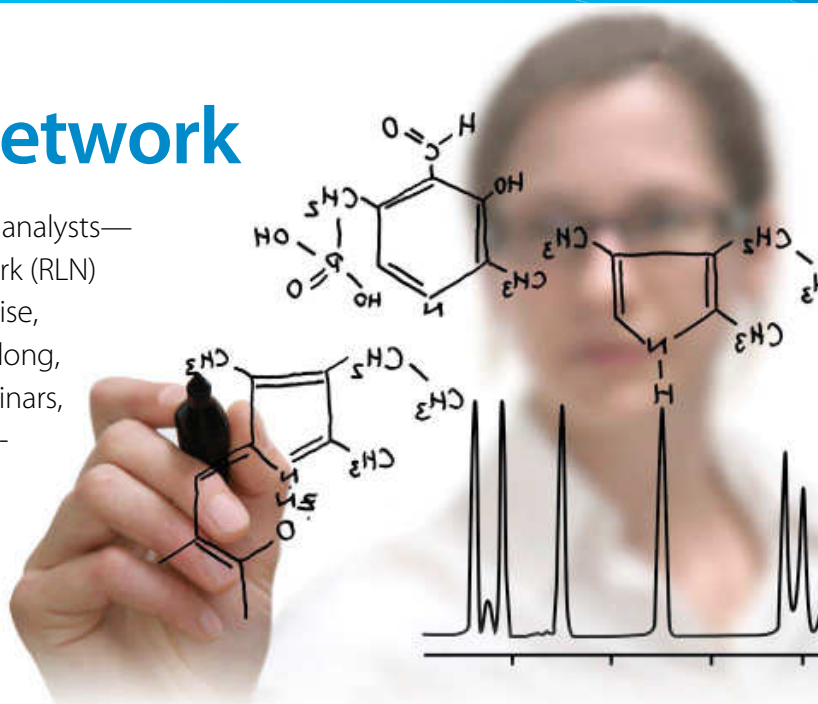
#### PATENTS & TRADEMARKS

Restek patents and trademarks are the property of Restek Corporation. (See [www.restek.com/Patents-Trademarks](http://www.restek.com/Patents-Trademarks) for full list.) Other trademarks appearing in Restek literature or on its website are the property of their respective owners. The Restek registered trademarks used here are registered in the United States and may also be registered in other countries.

U.S. Version - Prices valid thru 12/31/13. Restek reserves the right to change prices without notice.

## Restek Learning Network

Well-trained chromatographers make productive analysts—and the widely acclaimed Restek Learning Network (RLN) offers training solutions to fit every level of expertise, budget, schedule, and analytical topic. From day-long, comprehensive seminars to shorter, focused webinars, the RLN provides a variety of educational and networking opportunities to help you reduce guesswork, improve throughput and reliability, and raise your confidence in generated data.



### Seminars:

Each full-day course delivers a wealth of information and networking opportunities in a professional, non-promotional, multimedia format with animated illustrations and problem-solving exercises. In-person, instructor-led training (ILT) features a mixture of introductory, intermediate, and advanced elements that makes these presentations suitable for chemists of all experience levels, from beginners in chromatography to experienced analysts.

### Webinars:

These popular, quick-hitting events offer chromatographers a free, informal option for staying current with cutting-edge products, applications, and analytical techniques. Ranging from one hour to a half day in length, our interactive webinars are intended to complement the RLN seminar course program, but they also can be attended separately. A remote, Bellefonte, PA-based trainer presents subject matter to a live audience. You'll receive content-packed, audio/visual training with the ability to interact with your instructor via text chat while avoiding the hassle of traveling. (Some webinars are also available as on-site "lunch & learns" to offer you additional networking opportunities.)

### On-Site Training:

Bring the RLN right to your lab! Our on-site seminars provide an excellent opportunity to train multiple analysts at once with reduced costs and no travel time. Restek experts can present existing seminars or teach material customized to tackle your specific analytical challenges based on your direction. Dates, duration, and topics are incredibly flexible. Contact [RLNSeminars@restek.com](mailto:RLNSeminars@restek.com) for more information!



For more information and to register for upcoming seminars, visit

[www.restek.com/seminars](http://www.restek.com/seminars)





# GC Columns

Detailed Table of Contents.....	9–11
Selecting a GC Column .....	12–17
GC Column Cross-References.....	18–19
Guard/Retention Gap Columns Overview .....	20–21

## Fused Silica Capillary

Guard/Retention Gap Columns .....	23–25
High-Performance Rxi Columns .....	26–37
General Purpose Columns .....	38–49
GCxGC Columns.....	50–52
Fast GC.....	53
Application-Specific Columns .....	54–89

## Metal MXT<sup>®</sup> Capillary

Overview .....	91
Guard/Retention Gap Columns .....	92
Tubing Scorer.....	92
General-Purpose Columns.....	93–96
Application-Specific Columns .....	97–101

## PLOT

PLOT Column Selection .....	103–105
Alumina BOND Columns .....	106–109
Molecular Sieve 5A Columns.....	110
Porous Polymer Columns.....	111–112
PLOT Column Particle Trap .....	112
Metal MXT <sup>®</sup> PLOT Columns.....	113
Tubing Scorer.....	113

## Packed/Micropacked

Bonded Stationary Phases.....	115–116
Packed Column Tubing .....	117
Stock Packed Columns.....	118–119
Stock Micropacked Columns.....	120
Application-Specific Columns .....	121–124
Packed/Micropacked Column Installation Kits ....	125
Packed Column Packing Materials .....	126–129
Liquid Phases for Custom Columns.....	130
USP Cross-Reference .....	131
Custom Coated Packing Materials .....	132
Custom Packed/Micropacked Columns.....	133–134
Column Configurations .....	135





# Columns

## GC Columns

Detailed Table of Contents.....	9–11
Selecting a GC Column .....	12–17
GC Column Cross-References.....	18–19
Guard/Retention Gap Columns Overview .....	20–21
<b>Fused Silica Capillary</b>	
<i>Guard/Retention Gap Columns</i> .....	23–25
<i>High-Performance Rxi Columns</i> .....	26–37
<i>General Purpose Columns</i> .....	38–49
<i>GCxGC Columns</i> .....	50–52
<i>Fast GC</i> .....	53
<i>Application-Specific Columns</i> .....	54–89
<b>Metal MXT® Capillary</b>	
<i>Overview</i> .....	91
<i>Guard/Retention Gap Columns</i> .....	92
<i>Tubing Scorer</i> .....	92
<i>General-Purpose Columns</i> .....	93–96
<i>Application-Specific Columns</i> .....	97–101
<b>PLOT</b>	
<i>PLOT Column Selection</i> .....	103–105
<i>Alumina BOND Columns</i> .....	106–109
<i>Molecular Sieve 5A Columns</i> .....	110
<i>Porous Polymer Columns</i> .....	111–112
<i>PLOT Column Particle Trap</i> .....	112
<i>Metal MXT® PLOT Columns</i> .....	113
<i>Tubing Scorer</i> .....	113
<b>Packed/Micropacked</b>	
<i>Bonded Stationary Phases</i> .....	115–116
<i>Packed Column Tubing</i> .....	117
<i>Stock Packed Columns</i> .....	118–119
<i>Stock Micropacked Columns</i> .....	120
<i>Application-Specific Columns</i> .....	121–124
<i>Packed/Micropacked Column Installation Kits</i> .....	125
<i>Packed Column Packing Materials</i> .....	126–129
<i>Liquid Phases for Custom Columns</i> .....	130
<i>USP Cross-Reference</i> .....	131
<i>Custom Coated Packing Materials</i> .....	132
<i>Custom Packed/Micropacked Columns</i> .....	133–134
<i>Column Configurations</i> .....	135
GC Column & Detector Test Mixes .....	447–448
GC Chromatograms.....	570–689

## LC Columns

USLC® Columns .....	137–139
U.S. Pharmacopeia Cross-Reference.....	140
Tables and Reference.....	141
Columns for UHPLC.....	142–148
Columns for HPLC .....	149–154
Columns for Bioseparations.....	155–157
Application-Specific Columns .....	158–163
Prep Columns.....	164–167
Bulk Packing Materials.....	167
UHPLC Filters .....	168
HPLC Guard Cartridge Systems .....	169–171
LC Column & Detector Test Mixes.....	449
LC Chromatograms.....	690–721

**GC Columns**

Selecting a GC Column .....	12–17
GC Column Cross-References .....	18–19
Guard/Retention Gap Columns Overview .....	20–21

**Fused Silica Capillary Columns (WCOT)****Guard/Retention Gap Columns**

Overview .....	20–21
Rxi, Intermediate-Polarity, Polar, Base, Hydroguard Water-Resistant, Integrated .....	23–25

**High-Performance Rxi Columns**

Overview .....	26–30
Guard Columns .....	30
Rxi-1ms .....	31
Rxi-5ms .....	31
Rxi-5Sil MS .....	32–33, 57, 64, 66, 73
Rxi-XLB .....	34, 60
Rxi-35Sil MS .....	34
Rxi-17 .....	34
Rxi-17Sil MS .....	35, 65
Rxi-PAH .....	35, 72
Rxi-624Sil MS .....	36, 70, 80
Rxi-1HT .....	37
Rxi-5HT .....	37

**General-Purpose Columns**

Rtx-1 .....	39
Rtx-5, Rtx-5MS .....	40, 82
Rtx-20 .....	41
Rtx-35 .....	41
Rtx-50 .....	42
Rtx-65 .....	42
Rtx-440 .....	43
Rtx-200, Rtx-200MS .....	44
Rtx-1301 .....	45
Rtx-624 .....	45
Rtx-1701 .....	46
Rtx-225 .....	46
Rtx-2330 .....	47
Rt-2560 .....	47, 71
Rtx-Wax .....	48
Stabilwax .....	49, 81

**GCxGC Columns**

GCxGC .....	50–52
-------------	-------

**Fast GC**

Fast GC .....	53
---------------	----

**Application-Specific Columns****Clinical, Forensic & Toxicology**

Blood Alcohol Analysis .....	55
Rtx-BAC Plus 1, Rtx-BAC Plus 2 .....	

**Environmental**

Brominated Flame Retardants Analysis .....	56
Rtx-1614 .....	
Dioxin & Furan Analysis .....	57–58
Rxi-5Sil MS, Rtx-Dioxin2 .....	
PCB Congeners Analysis .....	59–60
Rtx-PCB, Rxi-XLB .....	
Pesticides Analysis (Organophosphorus) .....	61
Rtx-OPPesticides, Rtx-OPPesticides2 .....	
Pesticides Analysis (Chlorinated) .....	62–63
Rtx-CLPesticides, Rtx-CLPesticides2 .....	
Polycyclic Aromatic Hydrocarbons (PAHs) Analysis .....	64–65
Rxi-5Sil MS, Rxi-17Sil MS .....	
Semivolatiles Analysis .....	66
Rxi-5Sil MS .....	
Volatile Organics Analysis .....	67–70
Rtx-VMS, Rtx-VRX, Rtx-502.2, Rtx-Volatiles, Rxi-624Sil MS .....	

Continued on next page.



Can't find the  
column you're  
looking for?

Check out our website at

[www.restek.com](http://www.restek.com)



Table of Contents for  
**GC Chromatograms**

See **page 570**.



For an alphabetical listing of phases,  
please see the Alphabetical Index  
on pages 756–767.



Table of Contents for  
GC Chromatograms

See page 570.



For an alphabetical listing of phases,  
please see the Alphabetical Index  
on pages 756–767.

<b>Foods, Flavors &amp; Fragrances</b>	
FAME Analysis ( <i>cis/trans</i> ).....	71
Rt-2560	
FAME Analysis (Polyunsaturated).....	71
FAMEWAX	
PAHs in Foods Analysis.....	72
Rxi-PAH	
Pesticides in Food Residues Analysis.....	73
Rxi-5Sil MS	
Triglycerides in Foods Analysis.....	74
Rtx-65TG	
<b>Petroleum &amp; Petrochemical</b>	
Aromatics & Oxygenates in Gasoline Analysis.....	75
Rt-TCEP	
Biodiesel Fuels Analysis.....	76
Rtx-Biodiesel TG	
Detailed Hydrocarbon Analysis (DHA).....	77
Rtx-DHA, Rtx-5DHA (Tuning Column)	
Mineral Oils/Extractable Petroleum Hydrocarbon Analysis.....	78
Rtx-Mineral Oil	
Simulated Distillation Analysis (C5-C44).....	79
Rtx-2887	
<b>Pharmaceutical</b>	
Organic Volatile Impurities (OVI) Analysis.....	80–83
Rxi-624Sil MS, Stabilwax, Rtx-5, Rtx-G27, Rtx-G43	
<b>Specialty Deactivated</b>	
Acidic Compounds Analysis.....	84
Stabilwax-DA	
Basic Compounds Analysis.....	85–88
Rtx-Volatile Amine, Rtx-5 Amine, Rtx-35 Amine, Stabilwax-DB	
Chiral Analysis.....	89
Rt- $\gamma$ DEXsa, Rt- $\beta$ DEXm, Rt- $\beta$ DEXsm, Rt- $\beta$ DEXse, Rt- $\beta$ DEXsp, Rt- $\beta$ DEXsa, Rt- $\beta$ DEXcst	

## Metal MXT® Capillary Columns (WCOT)

Overview.....	91
<b>Guard/Retention Gap Columns</b> .....	92
Tubing Scorer for MXT Columns.....	92
<b>General-Purpose Columns</b>	
MXT-1.....	93
MXT-5.....	94
MXT-20.....	94
MXT-35.....	95
MXT-50.....	95
MXT-65.....	95
MXT-1301.....	95
MXT-1701.....	96
MXT-200.....	96
MXT-WAX.....	96
<b>Application-Specific Columns</b>	
<b>Environmental</b>	
Volatile Organics Analysis.....	97
MXT-502.2, MXT-Volatiles, MXT-624	
<b>Foods, Flavors &amp; Fragrances</b>	
Triglycerides in Foods Analysis.....	98
MXT-65TG	
<b>Petroleum &amp; Petrochemical</b>	
Biodiesel Fuels Analysis.....	99
MXT-Biodiesel TG	
Simulated Distillation Analysis (C5-C44).....	99
MXT-2887	
Simulated Distillation Analysis (C5-C110).....	100–101
MXT-1HT SimDist, MXT-1 SimDist, MXT-500 SimDist	



## PLOT Columns

PLOT Column Selection.....	103–105
Alumina BOND Columns .....	106–109
Rt-Alumina BOND/Na <sub>2</sub> S <sub>0</sub> <sub>4</sub> , Rt-Alumina BOND/KCl, Rt-Alumina BOND/CFC, Rt-Alumina BOND/MAPD	
Molecular Sieve 5A Columns .....	110
Rt-Msieve 5A	
Porous Polymer Columns .....	111–112
Rt-Q-BOND, Rt-QS-BOND, Rt-S-BOND, Rt-U-BOND	
PLOT Column Particle Trap.....	112
Metal MXT PLOT Columns.....	113
MXT-Msieve 5A, MXT-Alumina BOND/Na <sub>2</sub> S <sub>0</sub> <sub>4</sub> , MXT-Alumina BOND/MAPD, MXT-Q-BOND, MXT-S-BOND	
Tubing Scorer for MXT Columns.....	113

## Packed/Micropacked Columns & Packing Materials

Bonded Stationary Phases.....	115–116
Packed Column Tubing .....	117
Stock Packed Columns .....	118–119
Bonded, Chromosorb-Based, Porous Polymers, CarboBlack, Molecular Sieves	
Stock Micropacked Columns .....	120
Application-Specific Packed/Micropacked Columns	
Aromatics Analysis .....	121
D3606 Application Column Set	
Light Hydrocarbon Analysis .....	122
<i>n</i> -Octane on Res-Sil C, OPN on Res-Sil C, 2abc Refinery Gas Set	
Permanent Gases & Hydrocarbon Analysis.....	123
ShinCarbon ST	
Sulfur Analysis.....	124
Rt-XLSulfur	
Packed/Micropacked Column Installation Kits.....	125
Packed Column Packing Materials .....	126–129
Silcoport, CarboBlack, Res-Sil C, Chromosorb, Porapak, HayseSep, Tenax	
Liquid Phases for Custom Columns .....	130
USP Liquid Phase & Solid Support Cross-Reference .....	131
Custom Packed/Micropacked Columns	
Custom Coated Packing Materials.....	132
Custom Packed/Micropacked Columns .....	133
Packed/Micropacked Column Custom Order Form .....	134
Column Configurations.....	135

## Selecting a GC Column

Strategic column choices can improve lab productivity by assuring that speed and resolution are optimized. While the number of choices available can be daunting, consideration of the resolution equation variables—separation factor, retention (capacity) factor, and efficiency—simplifies the decision. Separation factor determines which stationary phase is most appropriate. Once the phase has been chosen, physical dimensions (inner diameter, film thickness, length) can be selected based on retention factor and efficiency. Understanding how separation factor, retention factor, and efficiency influence separations allows analysts to make effective, informed choices and quickly select the best column for specific separations.

$$R = \frac{1}{4} \sqrt{N} \times \left( \frac{k}{k+1} \right) \times (\alpha - 1)$$

A measure of **Efficiency**.  
This term is affected by:

- Length
- Inner diameter
- Carrier gas type and linear velocity

A measure of **Retention**.  
This term is affected by:

- Inner diameter
- Film thickness
- Temperature

A measure of **Peak Separation**.  
This term is affected by:

- Stationary phase composition
- Temperature


$N = L/H$  = Effective theoretical plate number  
 $L$  = Column length  
 $H$  = HETP = Height equivalent to a theoretical plate

$k$  = Retention factor  
 $\alpha$  = Separation factor  
 Baseline resolution ( $R = 1.5$ ) is the goal.

## Chromatogram Search Tool

Search by **compound name**,  
**synonym**, **CAS #**, or **keyword**

[www.restek.com/chromatograms](http://www.restek.com/chromatograms)





## Separation Factor ( $\alpha$ )

Choosing the right stationary phase is the first step toward optimizing your GC separation. It is the most important decision you will make because separation factor ( $\alpha$ ) has the greatest impact on resolution, and it is strongly affected by stationary phase polarity and selectivity.

Stationary phase polarity is determined by the type and amount of functional groups in the stationary phase. Structures for Restek stationary phases are presented in order of polarity on page 17. When choosing a column, consider the polarity of both the stationary phase and your target analytes. If the stationary phase and analyte polarities are similar, then the attractive forces are strong and more retention will result. Greater retention often results in increased resolution. Stationary phase polarity strongly influences column selectivity and separation factor, making it a useful consideration when selecting a column.

Stationary phase selectivity is defined by IUPAC as the extent to which other substances interfere with the determination of a given substance. Selectivity is directly related to stationary phase composition and how it interacts with target compounds through intermolecular forces (e.g., hydrogen bonding, dispersion, dipole-dipole interactions, and shape selectivity). As methyl groups in the stationary phase are replaced by different functionalities, such as phenyl or cyanopropyl pendant groups, compounds that are more soluble with those functional groups (e.g., aromatics or polar compounds, respectively) will interact more and be retained longer, often leading to better resolution and increased selectivity. In another example of the effect of stationary phase-analyte interactions, an Rtx®-200 stationary phase is highly selective for analytes containing lone pair electrons, such as halogen, nitrogen, or carbonyl groups, due to interactions with the fluorine pendant group in this phase. Selectivity can be approximated using existing applications or retention indices (Table I), making these useful tools for comparing phases and deciding which is most appropriate for a specific analysis.

**Table I:** Kovat's retention indices for GC phases can be used to approximate selectivity.

Phase	Benzene	Butanol	Pentanone	Nitropropane
Rtx-1	651	651	667	705
Rtx-5/Rtx-5MS	667	667	689	743
Rtx-20	711	704	740	820
Rtx-1301/Rtx-624	689	729	739	816
Rtx-35	746	733	773	867
Rtx-200	738	758	884	980
Rtx-50	778	769	813	921
Rtx-1701	721	778	784	881
Rtx-65TG	794	779	825	938
Rtx-225	847	937	958	958
Stabilwax	963	1,158	998	1,230

Stationary phase polarity and selectivity also affect how much sample loading capacity the column will have for a particular analyte; the more soluble an analyte is in the stationary phase, the greater the sample loading capacity will be for that analyte. For example, a nonpolar stationary phase will have higher sample loading capacity for a nonpolar compound (e.g., pentane) than for a polar compound (e.g., ethanol).

The relationship between polarity, selectivity, and sample loading capacity can be illustrated using an example. Consider the analysis of benzene and butanol, which have nearly the same boiling point, on an Rtx®-20 column (diphenyl dimethyl polysiloxane stationary phase). Since the benzene molecule is structurally more similar to the diphenyl phase than butanol is, benzene will solvate into the stationary phase more readily than butanol based on the concept that “like dissolves like.” Since benzene solvates more readily with the stationary phase, it has more interaction with the stationary phase as it elutes through the column and will be retained longer. Since butanol solvates less with the stationary phase, it has fewer interactions with the stationary phase and less will be retained. Therefore, the elution order of these two compounds on an Rtx®-20 column will be butanol first and benzene second. In addition, since benzene is more soluble in the diphenyl phase, the column has more capacity for benzene. This results in a more symmetrical peak shape for benzene than for butanol. A more polar column, such as a polyethylene glycol (PEG) column, will provide retention and better peak shape for butanol compared to benzene.

Due to their influence on separation factor, polarity and selectivity are primary considerations when selecting a column. However, temperature limits must also be considered. In general, highly polar stationary phases have lower maximum operating temperatures, so choosing a column with the appropriate maximum operating temperature, as well as optimal polarity and selectivity for the type of compounds being analyzed is crucial.

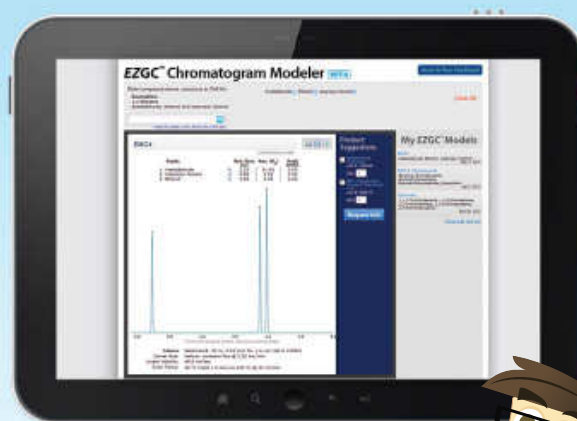
### Retention Factor (k)

The retention factor (k) of a column is based on the time an analyte spends in the stationary phase relative to the time it spends in the carrier gas. It is influenced primarily by column inner diameter (ID), phase film thickness, and temperature. Retention factor is sometimes referred to as capacity factor, which should not be confused with sample loading capacity. As a general rule, the thicker the film and the smaller the inner diameter, the more an analyte will be retained. Note that as temperature increases, k decreases; therefore, at higher temperatures analytes stay in the carrier gas longer and are less retained.

## Now Online!

### Our EZGC™ Web App Will Kick-Start Your GC Method Development

- **EZ to Use** – Just enter your target compounds, and in seconds, the EZGC™ system gives you a customized method, including column, conditions, and model chromatogram.
- **EZ to Analyze** – Model chromatograms are fully interactive. Zoom in, view chemical structures, and even overlay mass spectra.
- **EZ to Save** – Print your chromatogram and custom settings, or save them for future reference.



Start developing incredible GC methods today! [www.restek.com/ezgc](http://www.restek.com/ezgc)



When selecting column ID, consider the type of injection, the detector being used, and the concentration of sample (amount on-column). The injection technique is important because the column ID may need to be selected based on whether a split, splitless, direct, cool on-column injection, or other sample transfer method is being used. For example, 0.53 mm ID columns are ideal for cool on-column injections since the syringe needle (26 gauge) will fit into the large column ID. In addition to column ID, the detector and its flow requirements must be considered. For example, some MS detectors can only operate under column flow rates of up to 1.5 mL/min; therefore, a 0.53 mm ID column, which requires higher flows for proper chromatography, is not an option for MS work. Table II shows typical column characteristics for columns of various inner diameters.

**Table II:** General column characteristics based on ID.

Characteristic	Column Inner Diameter (mm)					
	0.10	0.15	0.18	0.25	0.32	0.53
Nitrogen flow (mL/min)	0.2	0.3	0.3	0.4	0.6	0.9
Helium flow (mL/min)	0.6	0.8	1.0	1.4	1.8	3.0
Hydrogen flow (mL/min)	0.7	1.1	1.3	1.8	2.3	3.7
Sample loading capacity (ng)	2.5	10	20	50	125	500
Theoretical plates/meter	11,000	7,000	6,000	4,000	3,000	2,000

Note: Flows listed are for maximum efficiency. Sample loading capacities are estimates only. Actual sample loading capacity varies with film thickness and analyte.

Film thickness has a direct effect on the retention and elution temperature for each sample component. Extremely volatile compounds should be analyzed on thick film columns to increase the time the compounds spend in the stationary phase, which allows them to better separate. High molecular weight compounds must be analyzed on thinner film columns. This reduces the length of time that the analytes stay in the column and minimizes phase bleed at higher elution temperatures. Film thickness also affects the amount of material that can be injected onto the column without overloading it. A thicker film column can be used for higher concentration samples.

## Technical Service

For quick answers to commonly asked questions any time of the day, visit [www.restek.com/answers](http://www.restek.com/answers) or contact us directly:

### In the U.S.

Phone: 1-800-356-1688, ext. 4

Fax: 1-814-353-1568

e-mail: [support@restek.com](mailto:support@restek.com)

### Hours of operation (Eastern Time):

Monday - Thursday, 8:00 a.m. to 6:00 p.m.

Friday, 8:00 a.m. to 5:00 p.m.

*Outside the U.S.? Contact your Restek representative.*

### Fused Silica, PLOT, & MXT® Capillary GC Column Ferrule Guide

GC Column ID	Ferrule ID
0.10 mm	0.4
0.15 mm	0.4
0.18 mm	0.4
0.25 mm	0.4
0.28 mm	0.4
0.32 mm	0.5
0.45 mm	0.8
0.53 mm	0.8



Scott Grossman, Applications Chemist  
Checking for leaks, using a thermal  
conductivity leak detector.

Film thickness also directly affects phase ratio ( $\beta$ ), which must be accounted for when changing to a column with a different inner diameter. When inner diameter increases, film thickness ( $d_f$ ) must also increase in order to provide comparable resolution and retention. Table III shows  $\beta$  values for common column dimensions; similar values indicate similar separations on different ID columns.

**Table III:** Phase ratio ( $\beta$ ) values for common column dimensions.\*

Column ID	Film Thickness ( $d_f$ ) / $\beta$ Value						
	0.10 $\mu\text{m}$	0.25 $\mu\text{m}$	0.50 $\mu\text{m}$	1.0 $\mu\text{m}$	1.5 $\mu\text{m}$	3.0 $\mu\text{m}$	5.0 $\mu\text{m}$
0.18 mm	450	180	90	45	30	15	9
0.25 mm	625	250	125	63	42	21	13
0.32 mm	800	320	160	80	53	27	16
0.53 mm	1325	530	265	128	88	43	27

\* $\beta = r/2d_f$  ( $r$ =internal radius of tubing;  $d_f$  = phase film thickness)

### Efficiency (N)

Column efficiency (N) is the column length divided by the height equivalent of a theoretical plate (HETP). The effective number of theoretical plates is affected by how well the phase has been coated onto the column walls, and it is measured by how narrow the peaks are when they elute out of the column. Higher column efficiency (N) results in greater resolution between peaks. Inner diameter also influences efficiency; a simple rule of thumb is the smaller the column ID, the more efficient the column.

Capillary columns are made in various lengths, typically 10, 15, 30, 60, and 105 meters. Longer columns provide more resolving power, but will also increase analysis time and cost more. When column length is doubled, analysis time will increase by as much as a factor of two. However, doubling the column length increases resolution by only approximately 40% since the column length term is under the square root function in the resolution equation. When selecting column length, the increase in resolution obtained in a longer column must be weighed against the increase in cost and analysis time.

### Conclusion

A basic understanding of the resolution equation allows analysts to make more effective column choices. Phase choice should be influenced primarily by separation factor, which can be approximated by considering the structures of both the phase and the analyte, as well as by referencing retention indices or existing applications. Retention factor and efficiency also affect peak separations and should be considered when choosing column inner diameter, film thickness, and length. By better understanding these factors, analysts can simplify the column selection process, optimize separations, and increase lab productivity.

#### What do the Temperature Limits Mean?

All Restek columns have published minimum and maximum operating temperatures that establish the working range for the stationary phase. Note that these ranges vary with the thickness of the coating.

#### Rxi®-5Sil MS Columns (fused silica)

ID	$d_f$ ( $\mu\text{m}$ )	temp. limits
0.25 mm	0.25	-60 to 320/350 °C
0.32 mm	0.50	-60 to 320/350 °C
0.53 mm	1.50	-60 to 320/330 °C

The second temperature is the **maximum temperature-programmed operating temperature**, the temperature to which the column can be heated for short periods of time (i.e., during a temperature-programmed analysis). If only one temperature is listed, it is both the isothermal and the maximum temperature.

The **minimum operating temperature** defines the lowest usable temperature before the stationary phase solidifies. Operating the column below the minimum temperature will not harm the phase, but poor peak shape and other chromatography problems may occur.

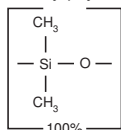
Many phases list two maximum operating temperatures. The first temperature is the **maximum isothermal operating temperature**. This is the temperature to which the columns are guaranteed to meet the minimum bleed specification (i.e., lowest bleed level).





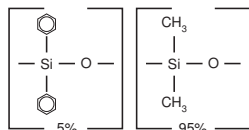
Structures, polarities, properties, and uses for Restek capillary column phases, in order of increasing polarity

**Rxi®-1ms,  
Rxi®-1HT, Rtx®-1**  
Dimethyl polysiloxane



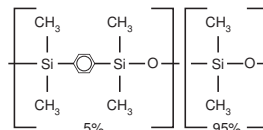
Similar to: (100%-methyl)-polysiloxane  
Polarity: nonpolar  
Uses: solvents, petroleum products, pharmaceutical samples, waxes  
[G1]

**Rxi®-5ms, Rxi®-5HT,  
Rtx®-5, Rtx®-5MS**  
Diphenyl dimethyl polysiloxane



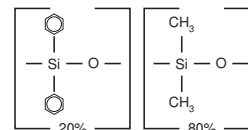
Similar to: (5%-phenyl)-methylpolysiloxane  
Polarity: slightly polar  
Uses: flavors, environmental, aromatic hydrocarbons  
[G27]

**Rxi®-5Sil MS**  
1,4-bis(dimethylsiloxy)phenylene dimethyl polysiloxane



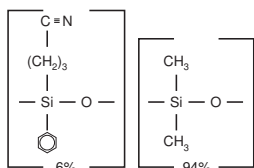
Similar to: (5%-phenyl)-methylpolysiloxane  
Polarity: slightly polar  
Uses: flavors, environmental, pesticides, PCBs, aromatic hydrocarbons

**Rtx®-20**  
Diphenyl dimethyl polysiloxane



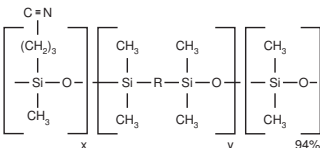
Similar to: (20%-phenyl)-methylpolysiloxane  
Polarity: slightly polar  
Uses: volatile compounds, alcohols  
[G32]

**Rtx®-1301, Rtx®-624,  
Rtx®-G43**  
Cyanopropylphenyl dimethyl polysiloxane



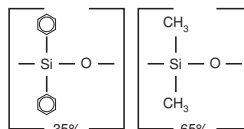
Similar to: (6%-cyanopropylphenyl)-methylpolysiloxane  
Polarity: intermediately polar  
Uses: volatile compounds, insecticides  
[G43]

**Rxi®-624Sil MS**



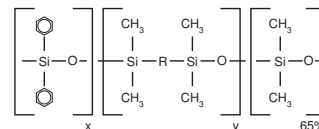
Similar to: (6%-cyanopropylphenyl)-methylpolysiloxane  
Polarity: intermediately polar  
Uses: volatile compounds, insecticides, residue solvents in pharmaceutical products

**Rtx®-35**  
Diphenyl dimethyl polysiloxane



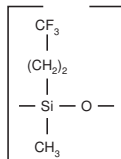
Similar to: (35%-phenyl)-methylpolysiloxane  
Polarity: intermediately polar  
Uses: pesticides, PCBs, amines, nitrogen-containing herbicides  
[G42]

**Rxi®-35Sil MS**



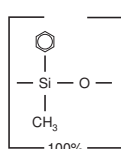
Similar to: (35%-phenyl)-methylpolysiloxane  
Polarity: intermediately polar  
Uses: pesticides, PCBs, amines, nitrogen-containing herbicides

**Rtx®-200**  
Trifluoropropylmethyl polysiloxane



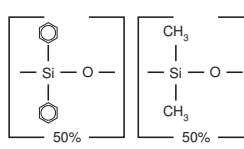
Similar to: (trifluoropropyl)-methylpolysiloxane  
Polarity: selective for lone pair electrons  
Uses: environmental, solvents, Freon® gases, drugs, ketones, alcohols  
[G6]

**Rtx®-50**  
Phenyl methyl polysiloxane



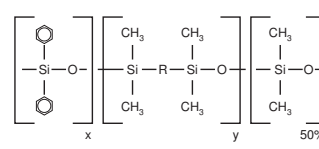
Similar to: (50%-phenyl)-methylpolysiloxane  
Polarity: intermediately polar  
Uses: FAMES, carbohydrates  
[G3]

**Rxi®-17**  
Diphenyl dimethyl polysiloxane

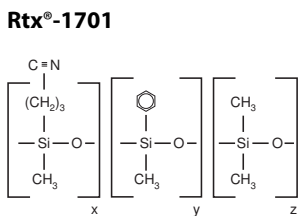


Similar to: (50%-phenyl)-methylpolysiloxane  
Polarity: intermediately polar  
Uses: triglycerides, phthalate esters, steroids, phenols  
[G3]

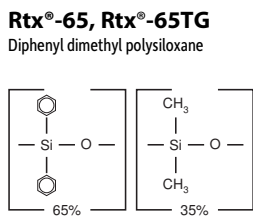
**Rxi®-17Sil MS**



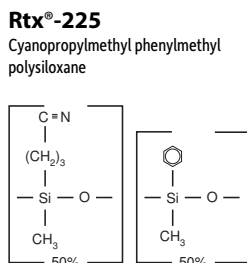
Similar to: (50%-phenyl)-methylpolysiloxane  
Polarity: intermediately polar  
Uses: triglycerides, phthalate esters, steroids, phenols



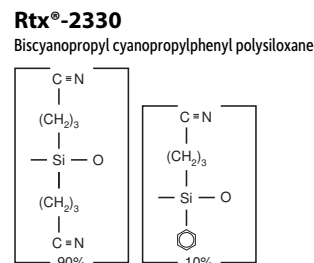
Similar to: (14%-cyanopropylphenyl)-methylpolysiloxane  
Polarity: intermediately polar  
Uses: pesticides, PCBs, alcohols, oxygenates  
[G46]



Similar to: (65%-phenyl)-methylpolysiloxane  
Polarity: intermediately polar  
Uses: triglycerides, rosin acids, free fatty acids

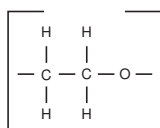


Similar to: (50%-cyanopropylmethyl)-methylphenylpolysiloxane  
Polarity: polar  
Uses: FAMES, carbohydrates  
[G7]



Similar to: (95%-cyanopropyl)-phenyl polysiloxane  
Polarity: polar  
Uses: cis/trans FAMES, dioxin isomers, rosin acids  
[G48]

**Stabilwax®, Rtx®-Wax**  
Polyethylene glycol



Polarity: polar  
Uses: FAMES, flavors, acids, amines, solvents, xylene isomers  
[G16]

**note**

Structures, polarities, and properties also apply to metal MXT® stationary phases.

## Columns by Phase

Restek	Phase Composition	USP Nomenclature*	Agilent	SGE	Phenomenex	Macherey- Nagel	Supelco	Alltech	Quadrex
Rtx-1 (p. 39) MXT-1 (p. 93)	dimethyl polysiloxane	G1, G2, G38	HP-1, DB-1, CP Sil 5 CB	BP1	ZB-1	OPTIMA 1	SPB-1	007-1AT-1, EC-1	007-1
Rxi-1HT (p. 37)	dimethyl polysiloxane		DB-1ht		ZB-1HTinferno			AT-1ht	
Rxi-1ms (p. 31)	dimethyl polysiloxane (low bleed)		HP-1, HP-1ms, HP-1msUI, DB-1, DB-1ms, DB-1msUI, Ultra-1, VF-1ms, CP-Sil 5 CB	BP1	ZB-1, ZB-1ms	OPTIMA 1 MS, OPTIMA 1 MS Accent	SPB-1, Equity-1	AT-1ms	007-1
Rtx-5 (p. 40) MXT-5 (p. 94)	diphenyl dimethyl polysiloxane	G27, G36	HP-5, DB-5, CP Sil 8 CB	BP5	ZB-5	OPTIMA 5	SPB-5	EC-5, AT-5	007-5
Rxi-5HT (p. 37)	diphenyl dimethyl polysiloxane		DB-5ht, VF-5ht	HT5	ZB-5HTinferno	OPTIMA 5HT			
Rxi-5ms (p. 31)	diphenyl dimethyl polysiloxane (low bleed)	G27, G36	HP-5, HP-5ms, DB-5, Ultra-2, CP-Sil 8 CB	BP5ms	ZB-5, ZB-5ms	OPTIMA 5, OPTIMA 5 MS	SPB-5, Equity-5	AT-5ms	007-5
Rxi-5Sil MS (p. 32, 57, 64, 66, 73)	1,4-bis(dimethylsiloxy)phenyl- ene dimethyl polysiloxane		DB-5ms, DB-5msUI, VF-5ms, CP-Sil 8 CB	BPX5	ZB-5msi	OPTIMA 5MS Accent	SLB-5ms		007-5MS
Rxi-XLB (p. 34, 60)	unique phase		DB-XLB, VF-XMS		MR1, ZB-XLB	OPTIMA XLB			
Rtx-20 (p. 41) MXT-20 (p. 94)	diphenyl dimethyl polysiloxane	G28, G32					SPB-20	EC-20, AT-20	007-20
Rtx-35 (p. 41) MXT-35 (p. 95)	diphenyl dimethyl polysiloxane	G42	HP-35, DB-35	BPX35, BPX608	ZB-35		SPB-35, SPB-608	AT-35, AT-35ms	007-35
Rxi-35Sil MS (p. 34)	unique phase		DB-35ms, DB35msUI, VF-35ms	BPX35	MR2	OPTIMA 35 MS			
Rtx-50 (p. 42) MXT-50 (p. 95)	phenyl methyl polysiloxane	G3					SPB-50	AT-50	007-17
Rxi-17 (p. 34)	diphenyl dimethyl polysiloxane		HP-50+, DB-17, DB-17ht, DB-608, CP-Sil 24 CB		ZB-50	OPTIMA 17	SPB-17		
Rxi-17Sil MS (p. 35, 65)	unique phase		DB-17ms, VF-17ms, CP-Sil 24 CB	BPX50	ZB-50	OPTIMA 17 MS			
Rtx-65 (p. 42) MXT-65 (p. 95)	diphenyl dimethyl polysiloxane	G17							007-65HT
Rxi-624Sil MS (p. 36, 70, 80)	unique phase		DB-624, VF-624ms, CP-Select 624 CB	BP624	ZB-624	OPTIMA 624 LB			
Rtx-1301 (p. 45) Rtx-624 (p. 45) MXT-1301 (p. 95)	cyanopropylphenyl dimethyl polysiloxane	G43	DB-1301, DB-624, VF-1301ms, VF-624ms, CP-1301	BP624	ZB-624	OPTIMA 1301, OPTIMA 624	SPB-624	AT-624, AT-1301	007-1301, 007-624
Rtx-1701 (p. 46) MXT-1701 (p. 96)	cyanopropylphenyl dimethyl polysiloxane	G46	DB-1701R, DB-1701, CP Sil 19 CB, VF-1701ms, VF-1701 Pesticides	BP10	ZB-1701, ZB-1701P	OPTIMA 1701	Equity-1701	AT-1701	007-1701
Rtx-200 (p. 44) MXT-200 (p. 96)	trifluoropropylmethyl polysiloxane	G6	DB-210, DB-200, VF-200ms			OPTIMA 210		AT-210	
Rtx-200MS (p. 44)	trifluoropropylmethyl polysiloxane (low bleed)		VF-200ms						
Rtx-225 (p. 46)	cyanopropylmethyl phenylmethyl polysiloxane	G7, G19	DB-225ms, CP Sil 43 CB	BP225		OPTIMA 225	SPB-225	AT-225	007-225
Rtx-440 (p. 43)	unique phase		<b>Restek innovation</b>						
Rtx-2330 (p. 47)	biscyanopropyl cyanopropylphenyl polysiloxane	G48	VF-23ms	BPX70			SP-2330, SP-2331, SP-2380	AT-Silar90	007-23
Rt-2560 (p. 47, 71)	bicyanopropyl polysiloxane		HP-88, CP Sil 88				SP-2560		
Rtx-Wax (p. 48)	polyethylene glycol	G14, G15, G16, G20, G39	DB-Wax, CP Wax 52 CB	BP20	ZB-Wax	OPTIMA WAX		AT-WAXms, EC-WAX	007-CW
Stabilwax (p. 49, 81) MXT-WAX (p. 96)	polyethylene glycol	G14, G15, G16, G20, G39	HP-INNOWax, CP Wax 52 CB, VF-WAX MS		ZB-WAXplus	OPTIMA WAXplus	Supelcowax-10	AT-WAX	

See page 103 for Restek PLOT Column Phase Cross-Reference chart.

\*See page 131 for our USP Liquid Phase and Solid Support Cross-Reference.



## Columns by Application/Industry

Restek	Applications	Agilent	Supelco	Macherey-Nagel	SGE	Alltech	Phenomenex	
<b>Chiral Columns</b>								
Rt-βDEXm, Rt-βDEXsm, Rt-βDEXse, Rt-βDEXsp, Rt-βDEXsa, Rt-βDEXcst, Rt-γDEXsa (p. 89)	Chiral compounds							
<b>Clinical, Forensic, &amp; Toxicology</b>								
Rtx-BAC Plus 1 (p. 55)	Blood alcohol testing	DB-ALC1					ZB-BAC1	
Rtx-BAC Plus 2 (p. 55)		DB-ALC2					ZB-BAC2	
<b>Environmental</b>								
Rxi-5Sil MS (p. 57, 64, 66)	Semivolatiles - EPA Methods 8270, 625, 525	DB-5ms, DB-5msUI, VF-5ms, CP-Sil 8 CB	SLB-5ms	OPTIMA 5MS Accent	BPX5		ZB-5msi	
Rtx-VMS (p. 67)	Volatiles - EPA Methods 8260, 624, 524	<b>Restek innovation</b>						
Rxi-624Sil MS (p. 70)	Volatiles - EPA Method 624	DB-624, VF-624ms, CP-Select 624 CB		OPTIMA 624 LB	BP624		ZB-624	
Rtx-502.2 (p. 69)	Volatiles - EPA Methods 8010, 8020, 502.2, 601, 602	DB-502.2	VOCOL			AT-502.2		
Rtx-Volatiles (p. 69)			VOCOL					
Rtx-VRX (p. 68)		DB-VRX						
Rtx-CLPesticides (p. 62)	Organochlorine pesticides - EPA Methods 8081, 8082, 608, 505, 508	DB-CLP1						
Rtx-CLPesticides2 (p. 62)		DB-CLP2						
Rtx-1614 (p. 56)	Brominated flame retardants	<b>Restek innovation</b>						
Rtx-PCB (p. 59)	Polychlorinated biphenyl - EPA Methods 8082, 608, PCB congeners	<b>Restek innovation</b>						
Rxi-XLB (p. 60)		DB-XLB, VF-XMS					MR1, ZB-XLB	
Rtx-OPPesticides (p. 61)	Organophosphorus pesticides - EPA Method 8141	<b>Restek innovation</b>						
Rtx-OPPesticides2 (p. 61)		<b>Restek innovation</b>						
Rtx-Dioxin2 (p. 58)	Dioxin & Furans - EPA Methods	<b>Restek innovation</b>						
Rxi-17Sil MS (p. 65)	Polycyclic aromatic hydrocarbons	DB-17ms, VF-17ms, CP-Sil 24 CB		OPTIMA 17 MS	BPX50		ZB-50	
<b>Foods, Flavors, &amp; Fragrances</b>								
Rt-2560 (p. 71)	cis/trans FAMES	HP-88	SPB-2560					
FAMEWAX (p. 71)	Marine oils	Select FAME	Omegawax			AT-AquaWax, AT-FAME		
Rxi-PAH (p. 72)	PAHs	<b>Restek innovation</b>						
Rtx-65 TG (p. 74)	Triglycerides	<b>Restek innovation</b>						
<b>Petroleum &amp; Petrochemical</b>								
Rt-Alumina BOND/CFC (p. 108)	Chlorinated fluorocarbons (CFCs)							
Rtx-DHA (p. 77)	Detailed hydrocarbon analysis	HP-PONA, DB-Petro, CP Sil PONA CB	Petrocol DH		BP1PONA			
Rtx-2887 (p. 79)	Hydrocarbons - ASTM 2887	DB-2887	Petrocol 2887			AT-2887		
MXT-2887 (p. 99)			Petrocol EX2887					
D3606 (p. 121)	Ethanol - ASTM 3606	<b>Restek innovation</b>						
Rt-TCEP (p. 75)		CP-TCEP	TCEP					
Rtx-Mineral Oil (p. 78)	DIN ENISO 9377-2	Select Mineral Oil	Select Mineral Oil	Select Mineral Oil	Select Mineral Oil			
MXT-1HT SimDist (p. 100)	Simulated distillation	DB-HT-SimDis, CP-SimDist, CP-SimDst Ultimet			BPX1	AT-3710	ZB-1XT SimDist	
MXT-1 SimDist (p. 101)		DB-HT-SimDis, CP-SimDist, CP-SimDst Ultimet	CP-SIMDIST	CP-SIMDIST	CP-SIMDIST			
MXT-500 SimDist (p. 101)		<b>Restek innovation</b>						
Rtx-Biodiesel TG (p. 76)	Triglycerides in biodiesel	Biodiesel, Select Biodiesel		OPTIMA Biodiesel			ZB-Bioethanol	
MXT-Biodiesel TG (p. 99)								
<b>Pharmaceutical</b>								
Rtx-G27 w/IntegraGuard (p. 83)	Organic volatile impurities (OVI) - USP 467		OVI-G43					
Rtx-G43 w/IntegraGuard (p. 83)								
Rxi-624Sil MS (p. 80)		DB-624, VF-624ms, CP-Select 624 CB		OPTIMA 624 LB	BP624		ZB-624	
Rtx-5 (G27) (p. 83)		HP-5, DB-5, CP Sil 8 CB	SPB-5	OPTIMA 5	BP5	EC-5, AT-5	ZB-5	
Stabilwax (G16) (p. 81)		HP-INNOWax, CP Wax 52 CB, VF-WAX MS	Supelcowax-10	OPTIMA WAXplus		AT-WAX	ZB-WAXplus	
<b>Specially deactivated phases</b>								
Rtx-Volatile Amine (p. 85)	Volatile amines	CP-VolAmine						
Rtx-5Amine (p. 86)	Amines	CP-Sil 8 CB		OPTIMA 5 Amine				
Rtx-35Amine (p. 87)			<b>Restek innovation</b>					
Stabilwax-DB (p. 88)		CAM, CP WAX 51	Carbowax Amine	FS-CW 20 M-AM		AT-CAM		
Stabilwax-DA (p. 84)	Free fatty acids	HP-FFAP, DB-FFAP, VF-DA, CP WAX58 CB, CP-FFAP CB	Nukol	PERMABOND FFAP, OPTIMA FFAP, OPTIMA FFAP Plus	BP-21	AT-AquaWax DA, AT-1000	ZB-FFAP	

## did you know?

We test our guard columns/ transfer lines with a comprehensive test mix to ensure high inertness.

## please note

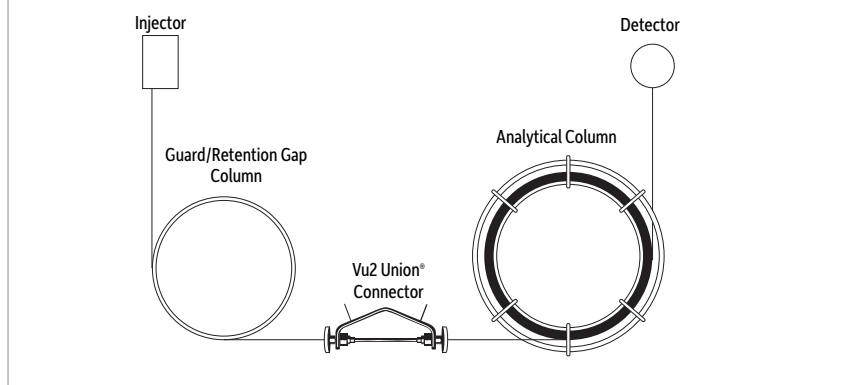
Having trouble making a leak-free connection? Try our "built in" Integra-Guard® columns!

See page 25 for details.


## Guard Columns and Retention Gaps

Guard columns and retention gaps are widely used in gas chromatography. The concept of the guard column is to trap nonvolatile material at the head of the column, not allowing the material to reach the analytical column. The concept of the retention gap is to help focus the compounds transferred from the inlet to a small band at the head of the analytical column in order to reduce chromatographic peak broadening. Both concepts (trapping nonvolatile material and refocusing the target analytes) may take place when a piece of deactivated tubing is connected to an analytical column as in Figure 1.

**Figure 1** A guard/retention gap column connected to an analytical column



**Figure 2** Retention gaps are used to focus components in a tight band at the beginning of the analytical column.



- Sample introduction: a liquid film of solvent and sample is deposited in the first length of capillary.
- As oven temperature increases, the solvent evaporates and the target compounds elute unretained through the retention gap until they contact the analytical column.
- When target compounds come in contact with the stationary phase, they are refocused on the analytical column, resulting in a narrow initial band width.

### Analyte Focusing

There are two injection techniques where the retention gap is used to help focus target analytes at the beginning of the analytical column: cool on-column injection and splitless injection.

For cool on-column injection, the purpose of a retention gap is to help focus the sample components when introducing a liquid sample directly into the retention gap. The cool on-column injection is performed by inserting the syringe needle into the retention gap (this can be accomplished with a 0.53 mm ID retention gap and a 26s gauge syringe) and transferring the liquid sample directly into the retention gap. The injection is made with the injector and column oven set below the boiling point of the solvent. As the solvent is evaporated, the volatile target analytes migrate in the solvent towards the analytical column, and the heavier analytes will be distributed over the retention gap. As the oven temperature increases, the target analytes vaporize and move unretained down the retention gap column until the compounds reach the liquid stationary phase of the analytical column. At this juncture, the target analytes are trapped/focused by the liquid phase forming a narrow injection band.

The retention gap may also be useful in hot vaporization injections when the transfer of the compounds from the inlet to the column does not form a focused band. Typical applications include water injections or injections using small ID columns, where split or tailing peaks would indicate an unfocused band. In these applications, the target analytes are trapped in a nonuniform or longitudinally diffuse band at the head of the retention gap (Figure 2a). As the oven temperature is increased, the solvent and target compounds are vaporized and move unretained through the retention gap (Figure 2b). When the target compounds come in contact with the stationary phase, they are refocused in a narrow band (Figure 2c), improving the chromatography.



### Protecting the Analytical Column

The concept of a guard column is to protect the analytical column from becoming contaminated with nonvolatile compounds. The guard column is used to retain non-volatile material, usually in the first 10-20 cm, and not allow it to elute onto the liquid phase of the analytical column. As the oven temperature increases, the more volatile target compounds vaporize, elute down the guard column, and refocus at the head of the analytical column without interference from the nonvolatile material left behind.

Using guard columns is advantageous, because they prevent contamination from being introduced onto the column. Contaminants can cause active sites as well as change the conditions of the focusing zone of the analytical column. Another advantage is that the resolution of closely eluting compounds will not be affected when the column is trimmed during maintenance because the guard column does not contribute to the resolving power of the analytical column. Using guard columns is a simple, cost-effective way to extend analytical column lifetime.

In summary, the retention gap and guard column are essentially the same products, but are used for different purposes. The deactivated tubing provides an inert pathway, helps focus target analytes at the head of the analytical column for on-column and splitless injections, and also prevents nonvolatile material from contaminating the head of the analytical column.

### What type of guard column should be used?

When using a guard column, it is important to match the polarity of the solvent and the polarity of the surface deactivation. Rxi® guard tubing is good for a wide variety of applications and allows most common solvents (methylene chloride, hexane, isooctane, toluene) to easily wet and create a uniform film on the tubing surface.

If more polar solvents such as methanol or water are used, a polar-deactivated guard column is recommended to allow the solvent to wet the tubing surface. However, polar-deactivated guard columns are not resistant to harsh “water vaporization,” which occurs when water in the liquid state is injected into the tubing and rapidly vaporizes (such as in steam cleaning). Hydroguard® deactivation is an alternative for direct aqueous injections. However, a Hydroguard®-deactivated guard column will not allow polar solvents to wet the tubing surface, and may cause solvent beading if the oven temperature is 20 °C below the solvent boiling point. Base-deactivated guard columns reduce adsorption and tailing for amines and other basic compounds.

### How is a guard column connected to the analytical column?

To connect the guard column to the analytical column, Vu2-Union®, Press-Tight®, and other connectors are available. MXT® unions, typically used for connecting metal columns together, are now available for fused silica columns. See pages 208 to 214 for information about these connectors.

### it's a fact

To eliminate connections that may leak and to ensure longer column lifetime, use our unique Integra-Guard® column. See **page 25**.

### Connectors for Fused Silica Columns



Vu2 Union® Connector  
(See page 210.)



Press-Tight® Connectors  
(See pages 208–209.)



MXT® Union Connector Kit  
for Fused Silica  
(See page 212.)

# GC Columns

## Fused Silica Capillary Columns

### Guard/Retention Gap Columns .....23–25

### Rxi® Columns .....26–37

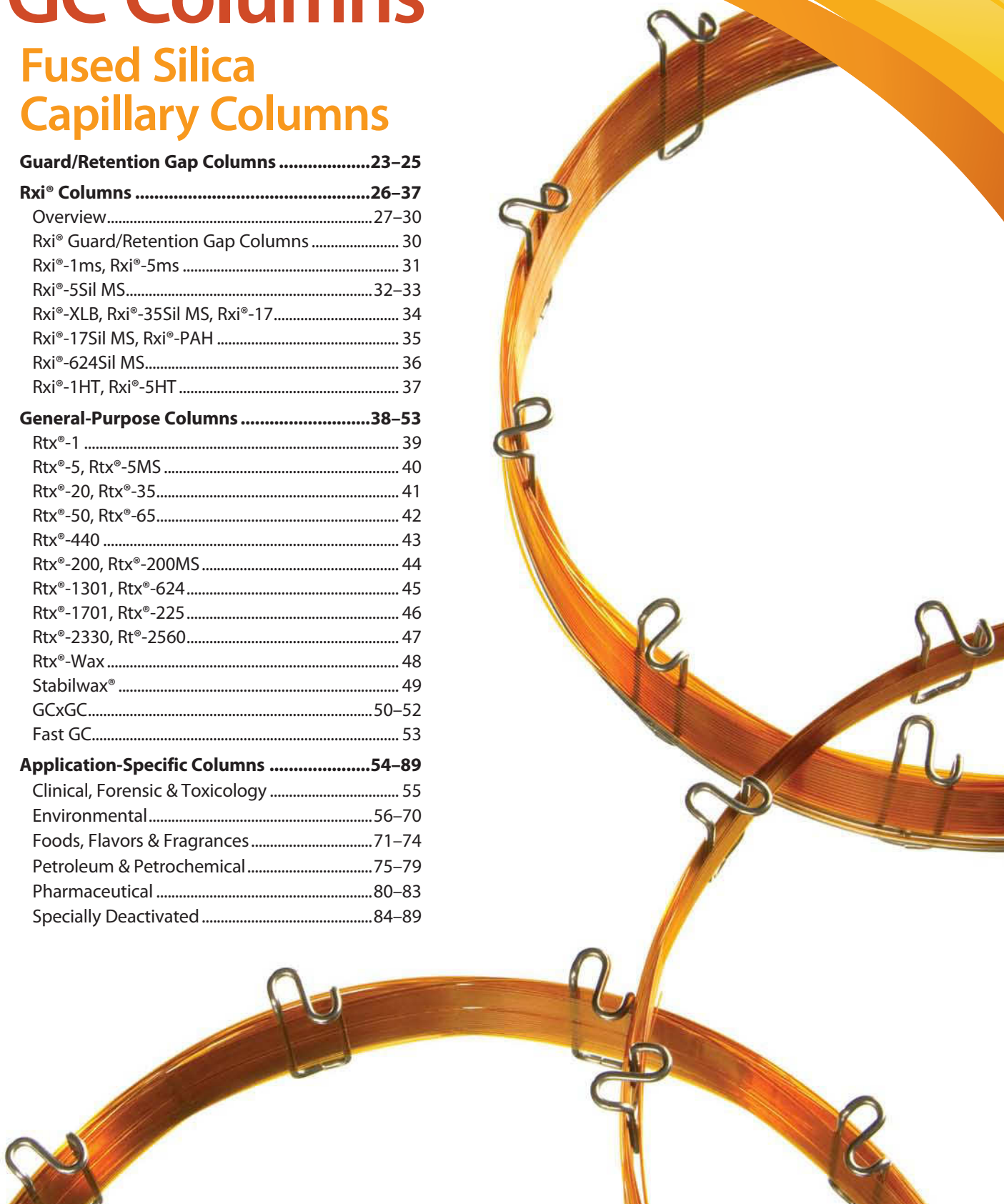
Overview.....	27–30
Rxi® Guard/Retention Gap Columns .....	30
Rxi®-1ms, Rxi®-5ms .....	31
Rxi®-5Sil MS.....	32–33
Rxi®-XLB, Rxi®-35Sil MS, Rxi®-17.....	34
Rxi®-17Sil MS, Rxi®-PAH .....	35
Rxi®-624Sil MS.....	36
Rxi®-1HT, Rxi®-5HT .....	37

### General-Purpose Columns .....38–53

Rtx®-1 .....	39
Rtx®-5, Rtx®-5MS .....	40
Rtx®-20, Rtx®-35.....	41
Rtx®-50, Rtx®-65.....	42
Rtx®-440 .....	43
Rtx®-200, Rtx®-200MS.....	44
Rtx®-1301, Rtx®-624.....	45
Rtx®-1701, Rtx®-225.....	46
Rtx®-2330, Rtx®-2560.....	47
Rtx®-Wax .....	48
Stabilwax® .....	49
GCxGC.....	50–52
Fast GC.....	53

### Application-Specific Columns .....54–89

Clinical, Forensic & Toxicology .....	55
Environmental.....	56–70
Foods, Flavors & Fragrances .....	71–74
Petroleum & Petrochemical.....	75–79
Pharmaceutical .....	80–83
Specially Deactivated .....	84–89



**Rxi® Guard/Retention Gap Columns** (fused silica)

- Extend column lifetime.
- Excellent inertness—obtain lower detection limits for active compounds.
- Sharper chromatographic peaks by utilizing retention gap technology.
- Maximum temperature: 360 °C.

Nominal ID	Nominal OD	5-Meter	5-Meter/6-pk.	10-Meter	10-Meter/6-pk.
0.25 mm	0.37 ± 0.04 mm	10029	10029-600	10059	10059-600
0.32 mm	0.45 ± 0.04 mm	10039	10039-600	10064	10064-600
0.53 mm	0.69 ± 0.05 mm	10054	10054-600	10073	10073-600

**Intermediate-Polarity Deactivated Guard/Retention Gap Columns/Transfer Lines** (fused silica)

- Tested with a comprehensive test mix to ensure high inertness.
- Useful for a wide range of applications.
- Use with most common solvents.
- Maximum temperature: 325 °C

Nominal ID	Nominal OD	1-Meter	5-Meter	5-Meter/6-pk.	
0.025 mm	0.363 ± 0.012 mm	10097			
0.05 mm	0.363 ± 0.012 mm	10098			
0.075 mm	0.363 ± 0.012 mm	10099			
0.10 mm	0.363 ± 0.012 mm	10100	10041		
0.15 mm	0.363 ± 0.012 mm	10101	10042		
0.18 mm	0.37 ± 0.04 mm	10102	10046	10046-600	
0.25 mm	0.37 ± 0.04 mm		10043	10043-600	
0.32 mm	0.45 ± 0.04 mm		10044	10044-600	
0.53 mm	0.69 ± 0.05 mm		10045	10045-600	
Nominal ID	Nominal OD	10-Meter	10-Meter/6-pk.	30-Meter*	60-Meter*†
0.25 mm	0.37 ± 0.04 mm	10049	10049-600	10012	10013
0.32 mm	0.45 ± 0.04 mm	10048	10048-600	10022	10023
0.53 mm	0.69 ± 0.05 mm	10047		10032	10033

\*30- and 60-meter lengths are banded in 5-meter sections.

†Recommendation: Cut 60 m guard columns into shorter lengths. Using full length may cause peak distortion.

**Polar-Deactivated Guard/Retention Gap Columns** (fused silica)

(polar polyethylene glycol deactivation)

- Tested with a comprehensive test mix to ensure high inertness.
- Polyethylene glycol deactivation layer provides optimum wettability for polar compounds.
- Minimize peak splitting when using polar solvents such as methanol or water.
- Compatible with Stabilwax®, Rtx®-225, and Rt®-2330 capillary columns.
- Maximum temperature: 280 °C.

Nominal ID	Nominal OD	5-Meter	10-Meter	30-Meter*	60-Meter*†
0.25 mm	0.37 ± 0.04 mm	10065	10068	10014	10015
0.32 mm	0.45 ± 0.04 mm	10066	10069		
0.53 mm	0.69 ± 0.05 mm	10067	10070	10034	

\*30- and 60-meter lengths are banded in 5-meter sections.

†Recommendation: Cut 60 m guard columns into shorter lengths. Using full length may cause peak distortion.

**it's a fact**

To eliminate connections, use an Integra-Guard® column. See [page 25](#).

**also available****Metal MXT® Guard/Retention Gap Columns**

Rugged, flexible, Siltek®-treated stainless steel tubing for use with MXT® columns; inertness comparable to fused silica tubing.



See [page 92](#).

**it's a fact**

Use guard columns to:

- Reduce effects of dirty samples on column performance.
- Reduce downtime and maintenance.

**did you know?**

Fused silica guard columns are held together in a band with high temperature string that can withstand normal column operating temperatures. To prevent the tubing from coming unwound, do not remove the string!

**Fused Silica, PLOT, & MXT® Capillary GC Column Ferrule Guide**

GC Column ID	Ferrule ID
0.10 mm	0.4
0.15 mm	0.4
0.18 mm	0.4
0.25 mm	0.4
0.28 mm	0.4
0.32 mm	0.5
0.45 mm	0.8
0.53 mm	0.8

## also available

### Base-deactivated inlet liners

See [page 185](#).

## did you know?

We test our guard columns/transfer lines with a comprehensive test mix to ensure high inertness.

## also available

### Metal MXT® Guard/Retention Gap Columns

Rugged, flexible, Siltek®-treated stainless steel tubing for use with MXT® columns; inertness comparable to fused silica tubing.

See [page 92](#).



### Base-Deactivated Guard/Retention Gap Columns (fused silica)

- Tested with a basic amine test mix.
- Excellent inertness for basic compounds.
- Recommended for use with Rtx®-5 Amine, Rtx®-35 Amine, Rtx®-Volatile Amine, and Stabilwax®-DB capillary columns.
- Batch test chromatogram included.
- Maximum temperature: 315 °C.

Chemists using guard columns in the analyses of basic compounds frequently observe peak tailing and low recovery. This happens because conventionally deactivated tubing surfaces can be adsorptive to basic compounds. Restek offers base-deactivated guard columns, as well as base-deactivated inlet liners, for completely inert sample pathways.

Nominal ID	Nominal OD	5-Meter	5-Meter/6-pk.
0.25 mm	0.37 ± 0.04 mm	10000	10000-600
0.32 mm	0.45 ± 0.04 mm	10001	10001-600
0.53 mm	0.69 ± 0.05 mm	10002	10002-600

### Hydroguard® Water-Resistant Guard/Retention Gap Columns/Transfer Lines (fused silica)

- Extend analytical column lifetime by preventing degradation from harsh “steam-cleaning” water injections.
- Tested with a comprehensive test mix, to ensure high inertness.
- Maximum temperature: 325 °C.

When transfer lines from purge-and-trap systems, air monitoring equipment, or other instruments carry condensed water vapor, deactivated column tubing quickly becomes active because of the creation of free silanol groups. These silanol groups adsorb active oxygenated compounds, such as alcohols and diols.

Restek chemists have addressed this concern and found a solution—Hydroguard® deactivated tubing. A unique deactivation chemistry creates a high-density surface that is not readily attacked by aggressive hydrolysis. The high-density surface coverage of the Hydroguard® deactivation layer effectively prevents water vapor from reaching the fused silica surface beneath. Use Hydroguard® tubing for connecting GCs to:

- Headspace analyzers.
- Air analysis equipment and concentrator units.
- Purge-and-trap systems.

Nominal ID	Nominal OD	5-Meter	5-Meter/6-pk.	10-Meter	30-Meter*	60-Meter*†
0.05 mm	0.363 ± 0.012 mm	10075				
0.10 mm	0.363 ± 0.012 mm	10076				
0.15 mm	0.363 ± 0.012 mm	10077				
0.18 mm	0.37 ± 0.04 mm	10078				
0.25 mm	0.37 ± 0.04 mm	10079	10079-600	10082	10085	
0.32 mm	0.45 ± 0.04 mm	10080	10080-600	10083	10086	
0.53 mm	0.69 ± 0.05 mm	10081	10081-600	10084	10087	10090

\*30- and 60-meter lengths are banded in 5-meter sections.

†Recommendation: Cut 60 m guard columns into shorter lengths. Using full length may cause peak distortion.

## also available

### Column connector kits & ferrules

See [page 213](#).





## Innovative Integra-Guard® Columns

Get the protection without the connection!

- No leaks for a more robust method.
- No column connections for easier, faster maintenance.
- No peak distortions due to connector dead volume and thermal capacity.

For analysts who find it inconvenient to make a leak-free connection between the guard column and the analytical column, we offer Integra-Guard® columns. These innovative columns incorporate both guard column and analytical column in a continuous length of tubing, eliminating the connection and all connection-associated problems! The guard column section is marked separately from the analytical column, using high-temperature string.

A wide variety of our Integra-Guard® capillary columns are listed here. The Integra-Guard® column is so economical that we challenge you to compare our price against that of a conventional connection, even if you assemble it yourself. If you are currently using a guard column, or are considering using one, call today and ask about Integra-Guard® columns.

Description	qty.	cat.#
<b>Rtx-1</b>		
30 m, 0.25 mm ID, 0.25 µm Rtx-1 w/5 m Integra-Guard Column	ea.	10123-124
30 m, 0.53 mm ID, 1.00 µm Rtx-1 w/5 m Integra-Guard Column	ea.	10155-126
30 m, 0.53 mm ID, 5.00 µm Rtx-1 w/5 m Integra-Guard Column	ea.	10179-126
<b>Rtx-5</b>		
30 m, 0.25 mm ID, 0.25 µm Rtx-5 w/5 m Integra-Guard Column	ea.	10223-124
30 m, 0.25 mm ID, 0.25 µm Rtx-5 w/10 m Integra-Guard Column	ea.	10223-127
30 m, 0.25 mm ID, 1.00 µm Rtx-5 w/5 m Integra-Guard Column	ea.	10253-124
30 m, 0.32 mm ID, 0.25 µm Rtx-5 w/5 m Integra-Guard Column	ea.	10224-125
30 m, 0.32 mm ID, 1.00 µm Rtx-5 w/5 m Integra-Guard Column	ea.	10254-125
30 m, 0.53 mm ID, 5.00 µm Rtx-5/Rtx-G27 w/5 m Integra-Guard Column	ea.	10279-126
60 m, 0.32 mm ID, 0.25 µm Rtx-5 w/5 m Integra-Guard Column	ea.	10227-125
<b>Rtx-5MS</b>		
15 m, 0.25 mm ID, 0.25 µm Rtx-5MS w/5 m Integra-Guard Column	ea.	12620-124
15 m, 0.25 mm ID, 0.50 µm Rtx-5MS w/10 m Integra-Guard Column	ea.	12635-127
30 m, 0.25 mm ID, 0.10 µm Rtx-5MS w/5 m Integra-Guard Column	ea.	12608-124
30 m, 0.25 mm ID, 0.25 µm Rtx-5MS w/5 m Integra-Guard Column	ea.	12623-124
30 m, 0.25 mm ID, 0.25 µm Rtx-5MS w/10 m Integra-Guard Column	ea.	12623-127
30 m, 0.25 mm ID, 0.50 µm Rtx-5MS w/5 m Integra-Guard Column	ea.	12638-124
30 m, 0.25 mm ID, 0.50 µm Rtx-5MS w/10 m Integra-Guard Column	ea.	12638-127
30 m, 0.32 mm ID, 0.25 µm Rtx-5MS w/5 m Integra-Guard Column	ea.	12624-125
30 m, 0.32 mm ID, 1.00 µm Rtx-5MS w/5 m Integra-Guard Column	ea.	12654-125
<b>Rxi-5Sil MS</b>		
15 m, 0.25 mm ID, 0.25 µm Rxi-5Sil MS w/10 m Integra-Guard Column	ea.	13620-127
30 m, 0.25 mm ID, 0.25 µm Rxi-5Sil MS w/5 m Integra-Guard Column	ea.	13623-124
30 m, 0.25 mm ID, 0.25 µm Rxi-5Sil MS w/10 m Integra-Guard Column	ea.	13623-127
15 m, 0.25 mm ID, 0.50 µm Rxi-5Sil MS w/5 m Integra-Guard Column	ea.	13635-124
30 m, 0.25 mm ID, 0.50 µm Rxi-5Sil MS w/5 m Integra-Guard Column	ea.	13638-124
30 m, 0.25 mm ID, 0.50 µm Rxi-5Sil MS w/10 m Integra-Guard Column	ea.	13638-127
30 m, 0.32 mm ID, 0.50 µm Rxi-5Sil MS w/5 m Integra-Guard Column	ea.	13639-125
30 m, 0.32 mm ID, 1.00 µm Rxi-5Sil MS w/5 m Integra-Guard Column	ea.	13654-125
<b>Rtx-624</b>		
30 m, 0.25 mm ID, 1.40 µm Rtx-624 w/5 m Integra-Guard Column	ea.	10968-124
30 m, 0.32 mm ID, 1.80 µm Rtx-624 w/5 m Integra-Guard Column	ea.	10970-125
30 m, 0.53 mm ID, 3.00 µm Rtx-624 w/5 m Integra-Guard Column	ea.	10971-126
<b>Rtx-1301</b>		
30 m, 0.53 mm ID, 3.00 µm Rtx-1301 w/5 m Integra-Guard Column	ea.	16085-126
<b>Rtx-1701</b>		
30 m, 0.25 mm ID, 0.25 µm Rtx-1701 w/5 m Integra-Guard Column	ea.	12023-124
<b>Stabilwax</b>		
30 m, 0.25 mm ID, 0.25 µm Stabilwax w/5 m Integra-Guard Column	ea.	10623-124
30 m, 0.32 mm ID, 1.00 µm Stabilwax w/5 m Integra-Guard Column	ea.	10654-125
30 m, 0.53 mm ID, 1.00 µm Stabilwax w/5 m Integra-Guard Column	ea.	10655-126

Integra-Guard® columns are available for all phases listed for columns with 0.25, 0.32 or 0.53 mm ID. If you don't see what you need here, contact Customer Service.

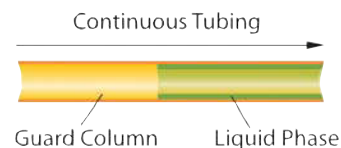
## restek innovation!

Integra-Guard® columns: guard columns WITHOUT connections—protecting your analytical column has never been this easy!

## similar phases

DuraGuard, EZ-Guard, Guardian

### Integra-Guard® Built-In Guard Column



String indicates where the analytical column begins.



Tag indicates guard column end.

# Rxi® GC Columns

Overview .....	27–30
Rxi® Guard/Retention Gap Columns.....	30
Rxi®-1ms, Rxi®-5ms.....	31
Rxi®-5Sil MS .....	32–33
Rxi®-XLB, Rxi®-35Sil MS, Rxi®-17 .....	34
Rxi®-17Sil MS, Rxi®-PAH.....	35
Rxi®-624Sil MS.....	36
Rxi®-1HT, Rxi®-5HT.....	37



## Lower Detection Limits with Ground-Breaking Rxi® Column Technology

Rxi® technology unifies outstanding inertness, low bleed, and high reproducibility into a single high performance column line. Take variation out of the equation and get the most consistent results for trace-level analysis with Rxi® columns.

[www.restek.com/rxi](http://www.restek.com/rxi)



## Lower Detection Limits with Ground-Breaking Column Technology

Rxi® columns deliver more accurate, reliable trace-level results than any other fused silica column on the market. To ensure the highest level of performance, all Rxi® capillary columns are manufactured and individually tested to meet stringent requirements for exceptional inertness, low bleed, and unsurpassed column-to-column reproducibility.

### Highest Inertness

Inertness is one of the most difficult attributes to achieve in an analytical column, but it is one of the most critical as it improves peak shape, response, and retention time stability. Rxi® technology produces the most inert columns available, providing:

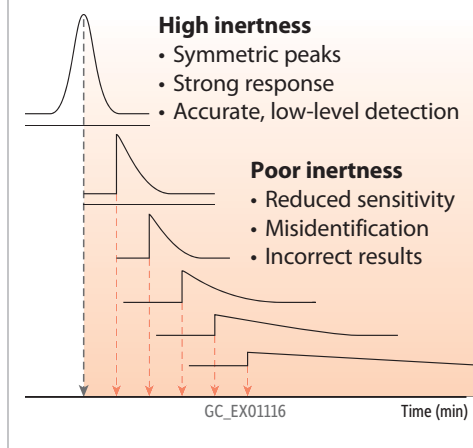
- Increased signal-to-noise ratios to improve low-level detection.
- Reproducible retention times for positive identifications.
- Improved response for polar, acidic, and basic compounds.

### Increased Signal and Reproducible Retention Times

When capillaries are not sufficiently deactivated, peaks become asymmetric, resulting in reduced signal and unpredictable retention times. As column activity increases, peak tailing becomes more pronounced, reducing peak height and causing retention time to drift (Figure 1). In practice, this means that sensitivity is lost and trace-level analytes cannot be reliably determined. In addition, even compounds at higher concentrations may be misidentified due to retention time shifting.

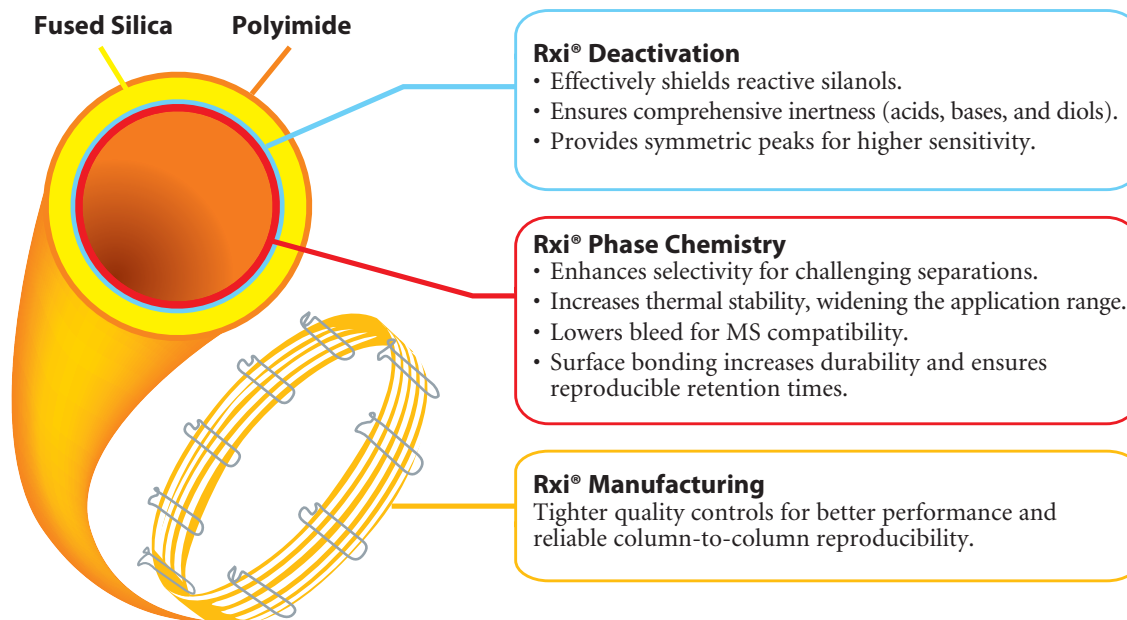
A more significant problem for sample analysis is that retention time can vary with analyte concentration if the column is not highly inert. Since the amount of target analyte in samples is unknown, retention times on a poorly deactivated column can easily vary enough to move compounds outside the retention time window (Figure 2). This can result in inaccurate identifications, the need for manual integration, and additional review or analysis before results can be reported. Using inert Rxi® columns ensures that compounds elute with good signal-to-noise ratios at expected retention times, regardless of analyte concentration.

**Figure 1:** As column activity increases, signal decreases and retention time shifts.

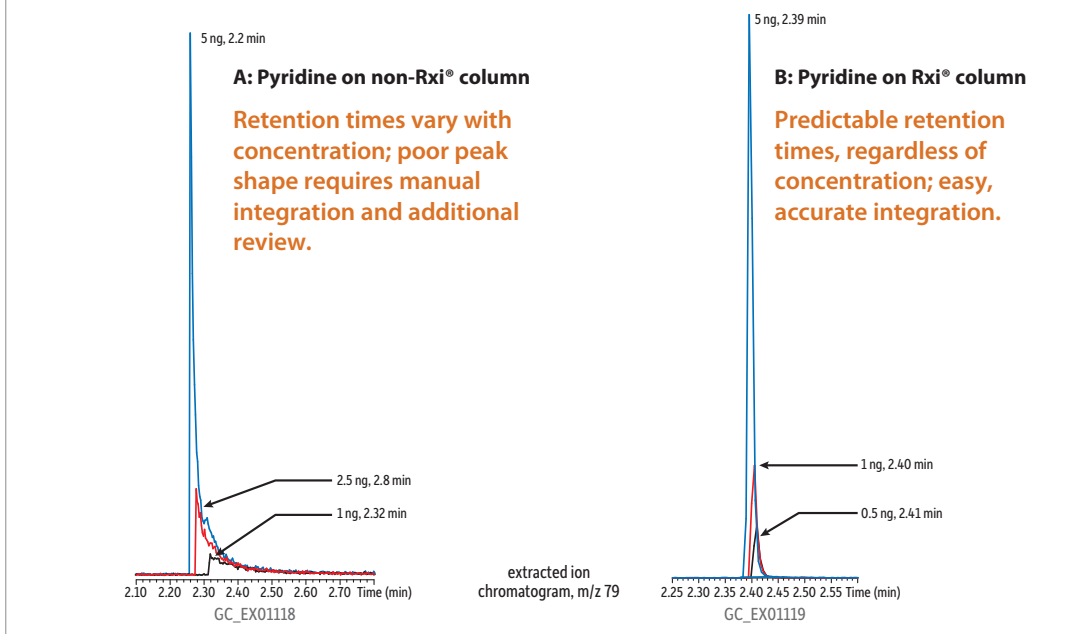


## How did we Create the Rxi Column Family?

We've optimized phase chemistry, column deactivation, and our manufacturing process to ensure exceptional performance.



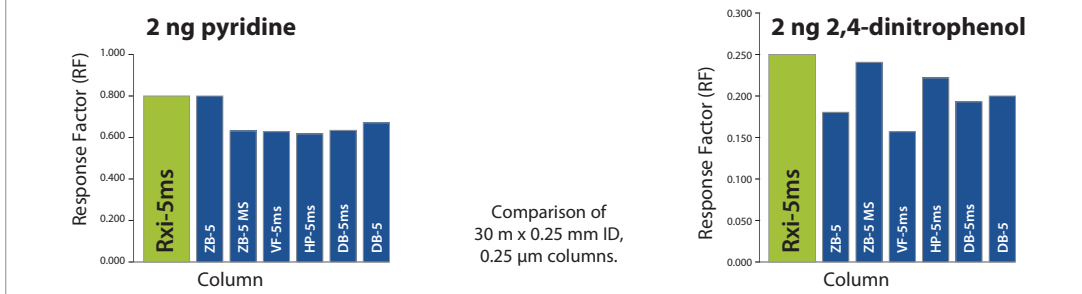
**Figure 2:** Compared to conventional GC columns, Rxi® columns show excellent inertness and produce good peak shape and reproducible retention for challenging compounds.



### Improved Response for Difficult Compounds

Another reason column inertness is important for trace-level analysis is that many acidic, basic, and polar compounds will tail significantly and become difficult to analyze if the column contains active sites. The remarkable neutrality of Rxi® columns solves this problem and allows a wide range of compounds to be analyzed with high sensitivity, often on a single column. All Rxi® columns are exceptionally inert as demonstrated in Figure 3 by high response factors for both pyridine (basic) and 2,4-dinitrophenol (acidic). Rxi® columns reliably produce highly symmetric peaks and improved responses for difficult compounds, indicating greater inertness than columns produced by other manufacturers (Figure 4).

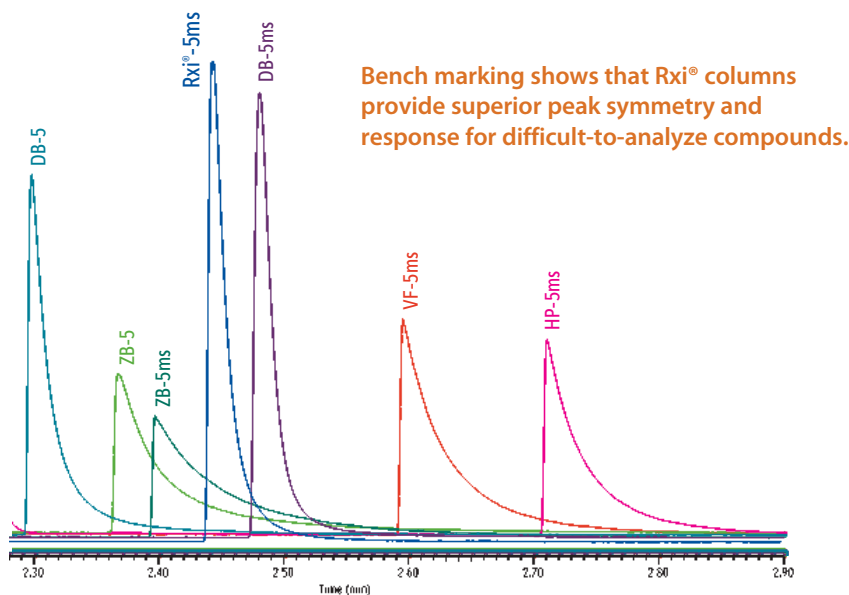
**Figure 3:** An Rxi® column gives the best overall performance for both basic and acidic compounds.



### What are “Sil” Rxi® Columns?

By combining arylene chemistry with Rxi® technology, Restek has developed a subgroup of Rxi® columns with exceptional thermal stability. These columns are produced by incorporating phenylene groups into the polysiloxane backbone, forming silarylene copolymers. As a result of this modification, these columns, which are distinguished by a “Sil” naming convention, have greater thermal stability than their conventional counterparts. Four Sil columns are currently available: Rxi®-5Sil MS, Rxi®-624Sil MS, Rxi®-35Sil MS, and Rxi®-17Sil MS; these columns have the same polarity as their conventional counterparts, but differ in selectivity. Higher thermal stability results in lower bleed, which can make these columns useful for MS applications or when increased sensitivity is required.

**Figure 4:** Peak shape comparison of a basic compound on various brands of GC columns.



## Innovation & Service

“When my research group needed a GC column for a chiral separation, Restek was the only company that offered to provide us with test columns to evaluate. The willingness of Restek to work with us to find a solution to our separation problem is exceptional.”

**Joe Dinnocenzo,**  
**Professor of Chemistry**  
 Director, Center for  
 Photoinduced Charge Transfer  
 University of Rochester

### How can we help you today?

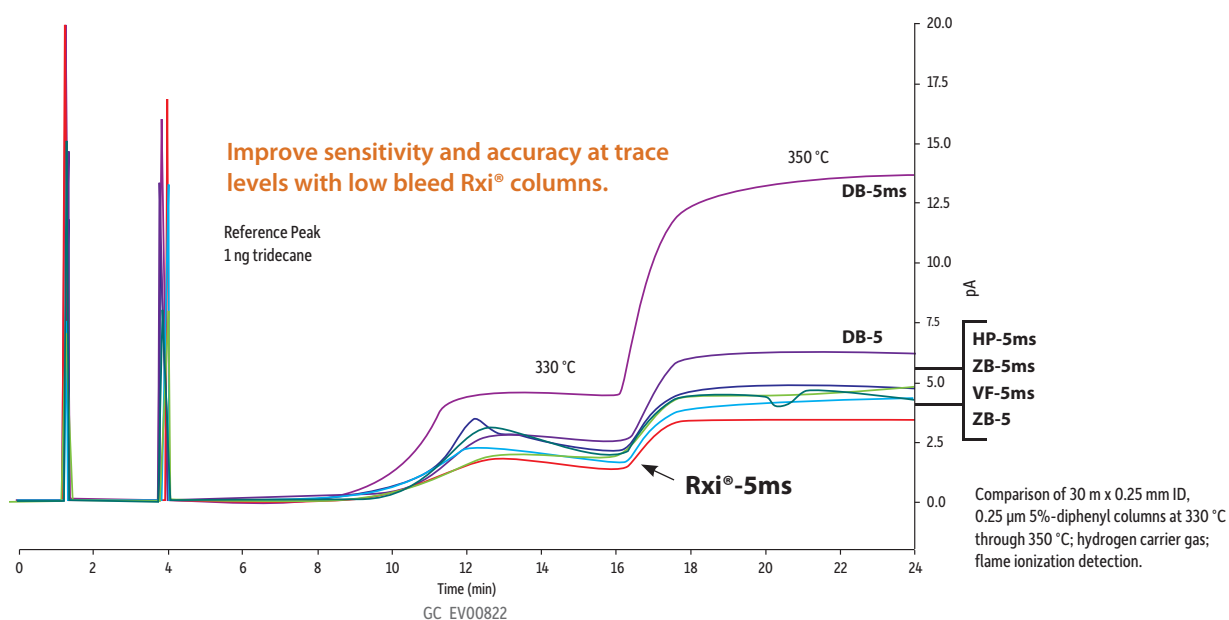
Contact [support@restek.com](mailto:support@restek.com)  
 or your local Restek representative for helpful, knowledgeable technical support.

## Lowest Bleed

Rxi® columns are more stable at high temperatures than any other manufacturer's column, resulting in higher system sensitivity (Figure 5). This low-bleed characteristic is the result of superior stabilization achieved by optimizing polymer cross-linking and surface deactivation technologies. Benefits of using ultra-low bleed Rxi® columns include:

- Increased sensitivity, for lower detection limits and better matches to mass spectral libraries.
- Faster system stabilization.
- Reduced detector contamination results in less downtime for maintenance.

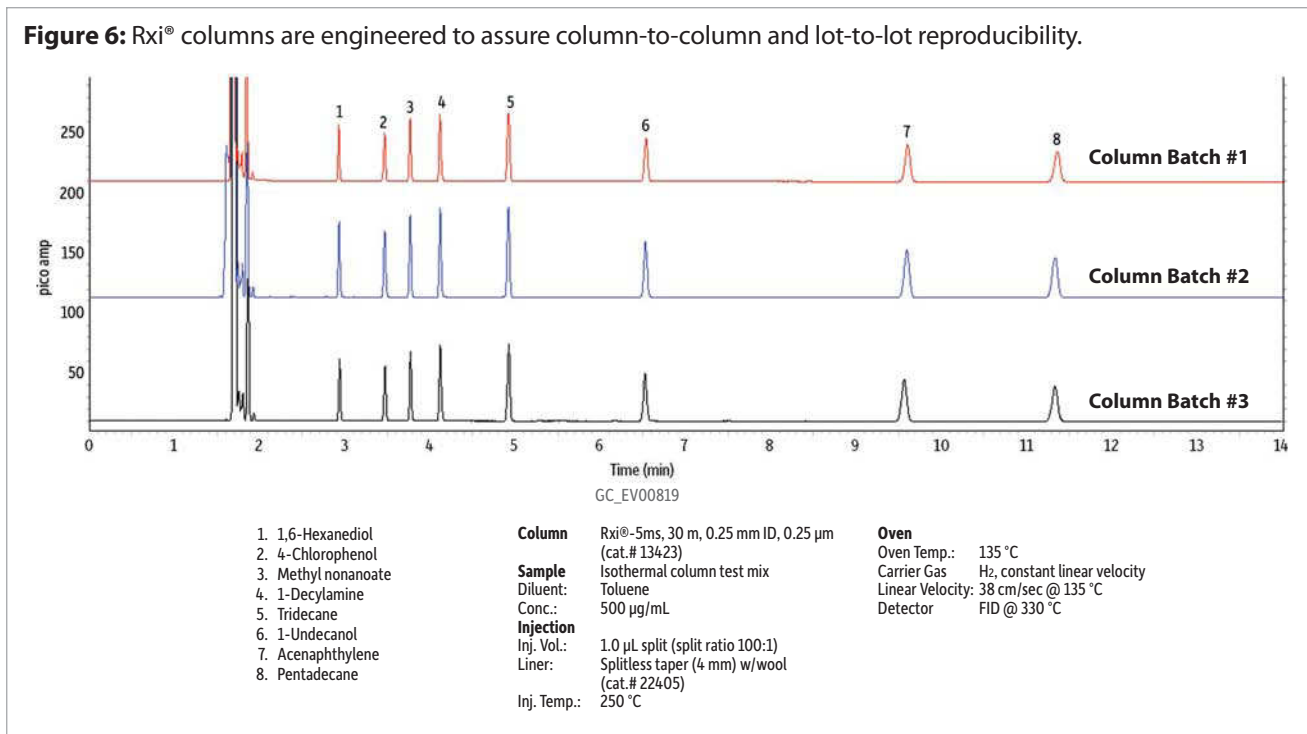
**Figure 5:** Rxi® columns have the lowest bleed among all major brands of columns.





## Exceptional Reproducibility

Chromatographers today need to know that every column they receive is going to perform the same way as the column it replaces. Unmatched manufacturing precision and stringent quality control mean Rxi® columns exceed industry standards, resulting in the best column-to-column reproducibility available as measured by efficiency, retention, bleed, and inertness (Figure 6).



Visit [www.restek.com/rxi](http://www.restek.com/rxi) for detailed comparisons and to learn how exceptional Rxi® inertness, bleed, and reproducibility can improve your data.

Use **Rxi® Guard/Retention Gap Columns** to protect your analytical column and help focus analytes.



### Rxi® Guard/Retention Gap Columns (fused silica)

- Extend column lifetime.
- Excellent inertness—obtain lower detection limits for active compounds.
- Sharper chromatographic peaks by utilizing retention gap technology.
- Maximum temperature: 360 °C.

Nominal ID	Nominal OD	5-Meter	5-Meter/6-pk.	10-Meter	10-Meter/6-pk.
0.25 mm	0.37 ± 0.04 mm	10029	10029-600	10059	10059-600
0.32 mm	0.45 ± 0.04 mm	10039	10039-600	10064	10064-600
0.53 mm	0.69 ± 0.05 mm	10054	10054-600	10073	10073-600

**Rxi®-1ms Columns** (fused silica)

(nonpolar phase; Crossbond® dimethyl polysiloxane)

- General-purpose columns for arson accelerants, essential oils, hydrocarbons, pesticides, PCB congeners (e.g., Aroclor mixes), sulfur compounds, amines, solvent impurities, simulated distillation, oxygenates, gasoline range organics (GRO), refinery gases.
- Tested and guaranteed for ultra-low bleed; improved signal-to-noise ratio for better sensitivity and mass spectral integrity.
- Temperature range: -60 °C to 330/350 °C (bleed-tested temperature/maximum operating temperature).
- Equivalent to USP G2 phase.

ID	df	temp. limits	15-Meter	30-Meter	60-Meter
0.25 mm	0.25 µm	-60 to 330/350 °C	13320	13323	13326
	0.50 µm	-60 to 330/350 °C	13335	13338	13341
	1.00 µm	-60 to 330/350 °C	13350	13353	13356
0.32 mm	0.25 µm	-60 to 330/350 °C	13321	13324	13327
	0.50 µm	-60 to 330/350 °C	13336	13339	13342
	1.00 µm	-60 to 330/350 °C		13354	13357
	4.00 µm	-60 to 330/350 °C		13396	
0.53 mm	0.50 µm	-60 to 330/350 °C	13337	13340	
	1.00 µm	-60 to 330/350 °C	13352	13355	
	1.50 µm	-60 to 330/350 °C	13367	13370	13373

ID	df	temp. limits	10-Meter	12-Meter	20-Meter	25-Meter	50-Meter
0.15 mm	0.15 µm	-60 to 330/350 °C	43800		43801		
	2.0 µm	-60 to 330/350 °C			43802		
0.18 mm	0.18 µm	-60 to 330/350 °C			13302		
	0.36 µm	-60 to 330/350 °C			13311		
0.20 mm	0.33 µm	-60 to 330/350 °C		13397		13398	13399

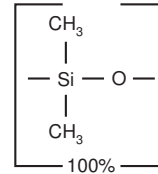
**Rxi®-5ms Columns** (fused silica)

(low polarity phase; Crossbond® diphenyl dimethyl polysiloxane)

- General-purpose columns for semivolatiles, phenols, amines, residual solvents, drugs of abuse, pesticides, PCB congeners (e.g., Aroclor mixes), solvent impurities.
- Most inert column on the market.
- Tested and guaranteed for ultra-low bleed; improved signal-to-noise ratio for better sensitivity and mass spectral integrity.
- Temperature range: -60 °C to 330/350 °C (bleed-tested temperature/maximum operating temperature).
- Equivalent to USP G27 phase.

ID	df	temp. limits	15-Meter	30-Meter	60-Meter
0.25 mm	0.25 µm	-60 to 330/350 °C	13420	13423	13426
	0.40 µm	-60 to 330/350 °C		13481	
	0.50 µm	-60 to 330/350 °C	13435	13438	13441
	1.00 µm	-60 to 330/350 °C	13450	13453	13456
0.32 mm	0.25 µm	-60 to 330/350 °C	13421	13424	13427
	0.50 µm	-60 to 330/350 °C	13436	13439	13442
	1.00 µm	-60 to 330/350 °C	13451	13454	13457
0.53 mm	0.25 µm	-60 to 330/350 °C	13422	13425	
	0.50 µm	-60 to 330/350 °C	13437	13440	
	1.00 µm	-60 to 330/350 °C	13452	13455	
	1.50 µm	-60 to 330/350 °C	13467	13470	

ID	df	temp. limits	12-Meter	20-Meter	25-Meter	50-Meter
0.18 mm	0.18 µm	-60 to 330/350 °C		13402		
	0.30 µm	-60 to 330/350 °C		13409		
	0.36 µm	-60 to 330/350 °C		13411		
0.20 mm	0.33 µm	-60 to 330/350 °C	13497		13498	13499

**Rxi®-1ms Structure**

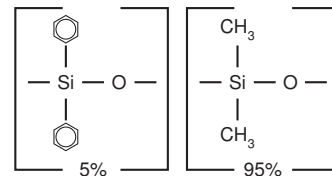
Similar to: (100%-methyl)-polysiloxane

**similar phases**

HP-1, HP-1ms, HP-1msUI, DB-1, DB-1ms, DB-1msUI, Ultra-1, VF-1ms, CP-Sil 5 CB, ZB-1, ZB-1ms

**free literature**

**Why Derivatize?**  
Improve GC Separations  
with Derivatization

Download your  
free copy from[www.restek.com](http://www.restek.com)lit. cat.#  
CFTS1269**Rxi®-5ms Structure**

Similar to: (5%-phenyl)-methylpolysiloxane

**similar phases**

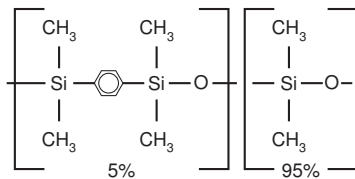
HP-5, HP-5ms, DB-5, Ultra-2, CP-Sil 8 CB, ZB-5, ZB-5ms

**free literature**

**Rxi® Columns**  
Lower Detection Limits with Ground-  
Breaking Column Technology

Download your  
free copy from[www.restek.com](http://www.restek.com)lit. cat.#  
GNFL1173A

### Rxi®-5Sil MS Structure



Similar to: (5%-phenyl)-methylpolysiloxane

### similar phases

DB-5ms, DB-5msUI, VF-5ms, CP-Sil 8 CB, ZB-5msi, Rtx-5Sil MS

### Rxi®-5Sil MS Columns (fused silica)

(low polarity phase; Crossbond® 1,4-bis(dimethylsiloxy)phenylene dimethyl polysiloxane)

- Engineered to be a low-bleed GC-MS column.
- Excellent inertness for active compounds.
- General-purpose columns—ideal for GC-MS analysis of semivolatiles, polycyclic aromatic compounds, chlorinated hydrocarbons, phthalates, phenols, amines, organochlorine pesticides, organophosphorus pesticides, drugs, solvent impurities, and hydrocarbons.
- Temperature range: -60 °C to 350 °C.

The Rxi®-5Sil MS stationary phase incorporates phenyl groups in the polymer backbone. This improves thermal stability, reduces bleed, and makes the phase less prone to oxidation. Rxi®-5Sil MS columns are ideal for GC-MS applications requiring high sensitivity, including use in ion trap systems.

ID	df	temp. limits	15-Meter	30-Meter	60-Meter
0.25 mm	0.10 µm	-60 to 320/350 °C	13605	13608	
	0.25 µm	-60 to 320/350 °C	13620	13623	13626
	0.50 µm	-60 to 320/350 °C	13635	13638	
	1.00 µm	-60 to 320/350 °C	13650	13653	13697
0.32 mm	0.25 µm	-60 to 320/350 °C	13621	13624	
	0.50 µm	-60 to 320/350 °C		13639	
	1.00 µm	-60 to 320/350 °C		13654	
0.53 mm	1.50 µm	-60 to 320/330 °C		13670	

ID	df	temp. limits	10-Meter	20-Meter	40-Meter	60-Meter
0.15 mm	0.15 µm	-60 to 320/350 °C	43815	43816		
	2.0 µm	-60 to 320/350 °C		43817		
0.18 mm	0.10 µm	-60 to 320/350 °C				43607
	0.18 µm	-60 to 320/350 °C		43602	43605	
	0.36 µm	-60 to 320/350 °C		43604		

## free literature

Rxi® Columns  
Assured Performance  
for Forensic  
Applications

lit. cat.#  
CFFL1302



Rxi®-5Sil MS Columns  
Exceptionally Inert Columns  
for GC-MS and  
Trace-Level  
Analyses

lit. cat.#  
GNFL1061A



Developing New Methods  
for Pesticides in Dietary  
Supplements

lit. cat.#  
PHAN1242A



Download your free copies from

[www.restek.com](http://www.restek.com)

### Rxi®-5Sil MS with Integra-Guard®

- Extend column lifetime.
- Eliminate leaks with a built-in retention gap.
- Inertness verified by isothermal testing.


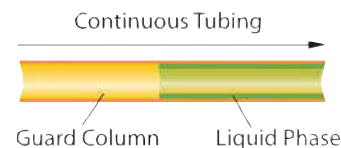
Description	qty.	cat.#
15 m, 0.25 mm ID, 0.25 µm Rxi-5Sil MS w/10 m Integra-Guard Column	ea.	13620-127
30 m, 0.25 mm ID, 0.25 µm Rxi-5Sil MS w/5 m Integra-Guard Column	ea.	13623-124
30 m, 0.25 mm ID, 0.25 µm Rxi-5Sil MS w/10 m Integra-Guard Column	ea.	13623-127
15 m, 0.25 mm ID, 0.50 µm Rxi-5Sil MS w/5 m Integra-Guard Column	ea.	13635-124
30 m, 0.25 mm ID, 0.50 µm Rxi-5Sil MS w/5 m Integra-Guard Column	ea.	13638-124
30 m, 0.25 mm ID, 0.50 µm Rxi-5Sil MS w/10 m Integra-Guard Column	ea.	13638-127
30 m, 0.32 mm ID, 0.50 µm Rxi-5Sil MS w/5 m Integra-Guard Column	ea.	13639-125
30 m, 0.32 mm ID, 1.00 µm Rxi-5Sil MS w/5 m Integra-Guard Column	ea.	13654-125

### Phases currently available as Integra-Guard® columns

Rtx®-1  
Rtx®-5  
Rtx®-5MS  
Rxi®-5Sil MS  
Rtx®-624  
Rtx®-1301  
Rtx®-1701  
Stabilwax®

See page 25 for  
more information.

### Integra-Guard® Built-In Guard Column



Integra-Guard® columns are available for all phases listed for columns with 0.25, 0.32 or 0.53 mm ID. If you don't see what you need here, contact Customer Service.

## Semivolatiles by EPA Method 8270 on Rxi®-5Si1 MS (30 m, 0.25 mm ID, 0.25 µm) w/Drilled Uniliner® Inlet Liner

**Column** Rxi®-5Si1 MS, 30 m, 0.25 mm ID, 0.25 µm (cat.# 13623)

**Sample** 8270 MegaMix® (cat.# 31850)  
Benzoic acid (cat.# 31879)  
8270 Benzidines mix (cat.# 31852)  
Acid surrogate mix (4/89 SOW) (cat.# 31025)  
Revised B/N surrogate mix (cat.# 31887)  
1,4-Dioxane (cat.# 31853)  
SV internal standard mix (cat.# 31206)  
10 µg/mL (IS 40 µg/mL)

**Conc.:**

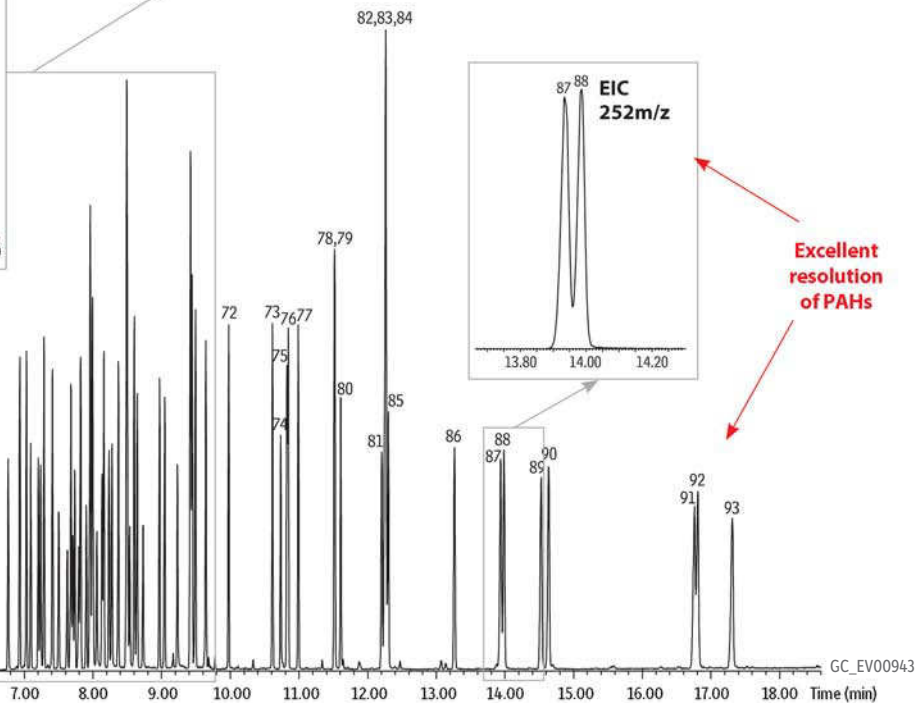
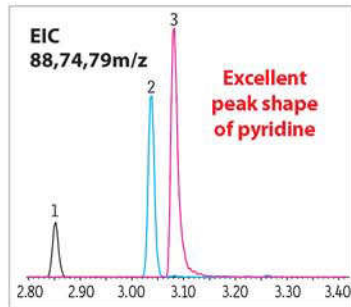
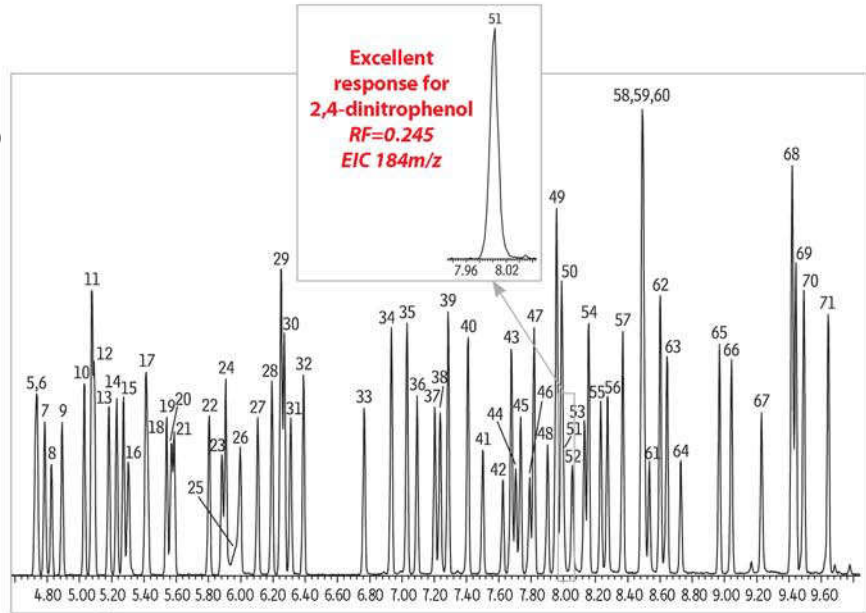
**Injection**  
Inj. Vol.: 1.0 µL pulsed splitless (hold 0.15 min)  
Liner: 4 mm drilled Uniliner® (hole near bottom) (cat.# 20756)

**Inj. Temp.:** 250 °C  
**Pulse Pressure:** 25 psi (172.4 kPa)  
**Pulse Time:** 0.2 min  
**Purge Flow:** 60 mL/min

**Oven**  
Oven Temp.: 40 °C (hold 1.0 min) to 280 °C at 25 °C/min to 320 °C at 5 °C/min (hold 1 min)

**Carrier Gas**  
Flow Rate: He, constant flow  
1.2 mL/min

**Detector**  
MS  
Mode: Scan  
Transfer Line  
Temp.: 280 °C  
Ionization Mode: EI  
Scan Range: 35-550 amu



Peaks	17. 4-Methylphenol/3-methylphenol	33. 4-Chloro-3-methylphenol	51. 2,4-Dinitrophenol	65. 4-Bromophenyl phenyl ether	83. Bis(2-ethylhexyl)phthalate
1. 1,4-Dioxane	18. N-Nitrosodimethylamine	34. 2-Methylnaphthalene	52. 4-Nitrophenol	66. Hexachlorobenzene	84. Chrysene-d12 (IS)
2. N-Nitrosodimethylamine	19. Hexachloroethane	35. 1-Methylnaphthalene	53. 2,4-Dinitrotoluene	67. Pentachlorophenol	85. Chrysene
3. Pyridine	20. Nitrobenzene-d5 (SS)	36. Hexachlorocyclopentadiene	54. Dibenzofuran	68. Phenanthrene-d10 (IS)	86. Di-n-octyl phthalate
4. 2-Fluorophenol (SS)	21. Nitrobenzene	37. 2,4,6-Trichlorophenol	55. 2,3,5,6-Tetrachlorophenol	69. Phenanthrene	87. Benzo[b]fluoranthene
5. Phenol-d6 (SS)	22. Isophorone	38. 2,4,5-Trichlorophenol	56. 2,3,4,6-Tetrachlorophenol	70. Anthracene	88. Benzo[k]fluoranthene
6. Phenol	23. 2-Nitrophenol	39. 2-Fluorobiphenyl (SS)	57. Diethyl phthalate	71. Carbazole	89. Benzo[a]pyrene
7. Aniline	24. 2,4-Dimethylphenol	40. 2-Chloronaphthalene	58. 4-Chlorophenyl phenyl ether	72. di-n-Butyl phthalate	90. Perylene-d12 (IS)
8. Bis(2-chloroethyl) ether	25. Benzoic acid	41. 2-Nitroaniline	59. Fluorene	73. Fluoranthene	91. Indeno[1,2,3-cd]pyrene
9. 2-Chlorophenol	26. Bis(2-chloroethoxy)methane	42. 1,4-Dinitrobenzene	60. 4-Nitroaniline	74. Benzidine	92. Dibenzo[a,h]anthracene
10. 1,3-Dichlorobenzene	27. 2,4-Dichlorophenol	43. Dimethyl phthalate	61. 4,6-Dinitro-2-methylphenol	75. Pyrene-d10 (SS)	93. Benzo[ghi]perylene
11. 1,4-Dichlorobenzene-d4 (IS)	28. 1,2,4-Trichlorophenol	44. 1,3-Dinitrobenzene	62. n-Nitroso-diphenylamine (diphenylamine)	76. Pyrene	c = contaminant (toluene)
12. 1,4-Dichlorobenzene	29. Naphthalene-d8 (IS)	45. 2,6-Dinitrotoluene	63. 1,2-Diphenylhydrazine (as azobenzene)	77. p-Terphenyl-d14 (SS)	
13. Benzyl alcohol	30. Naphthalene	46. 1,2-Dinitrobenzene	64. 2,4,6-Tribromophenol (SS)	78. 3,3'-Dimethylbenzidine	
14. 1,2-Dichlorobenzene	31. 4-Chloroaniline	47. Acenaphthylene		79. Butyl benzyl phthalate	
15. 2-Methylphenol	32. Hexachlorobutadiene	48. 3-Nitroaniline		80. Bis(2-ethylhexyl) adipate	
16. Bis(2-chloroisopropyl) ether		49. Acenaphthene-d10 (IS)		81. 3,3'-Dichlorobenzidine	
		50. Acenaphthene		82. Benzo[a]anthracene	

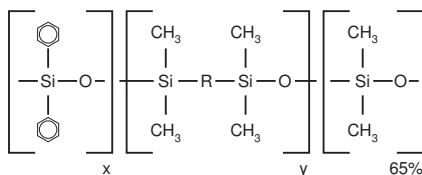
**similar phases**

DB-XLB, VF-Xms, MR1, ZB-XLB

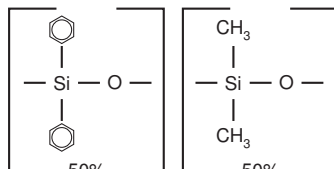
**i tech tip****Rxi®-XLB columns for Method 525.2**

In combination with an Rxi®-XLB column, simple adjustments to the injection conditions can greatly improve sensitivity for active and high molecular weight Method 525.2 target compounds.

By eliminating contact between the sample and the hot metal surfaces in the injection port, a drilled Uniliner® inlet liner prevents analytes from degrading in the injection port.

**Rxi®-35Sil MS Structure****similar phases**

DB-35ms, DB-35msUI, VF-35ms, MR2

**Rxi®-17 Structure****similar phases**

HP-50+, DB-17, DB-17ht, DB-608, CP-Sil 24, ZB-50

**Rxi®-XLB Columns (fused silica)**

(low polarity proprietary phase)

- General-purpose columns exhibiting extremely low bleed. Ideal for many GC-MS applications, including pesticides, PCB congeners (e.g., Aroclor mixes), PAHs.
- Unique selectivity.
- Temperature range: 30 °C to 360 °C.

ID	df	temp. limits*	15-Meter	30-Meter	60-Meter
0.25 mm	0.10 μm	30 to 340/360 °C	13705	13708	
	0.25 μm	30 to 340/360 °C	13720	13723	13726
	0.50 μm	30 to 340/360 °C		13738	
0.32 mm	1.00 μm	30 to 340/360 °C		13753	
	0.25 μm	30 to 340/360 °C		13724	13727
	0.50 μm	30 to 340/360 °C		13739	
0.53 mm	1.00 μm	30 to 340/360 °C		13754	
	0.50 μm	30 to 320/360 °C		13740	
	1.50 μm	30 to 320/340 °C	13767	13770	

ID	df	temp. limits	20-Meter
0.18 mm	0.18 μm	30 to 340/360 °C	43702

\*Maximum temperatures listed are for shorter length columns. Longer columns may have a different maximum temperature.

**Rxi®-35Sil MS Columns (fused silica)**

(midpolarity Crossbond® phase)

- Special selectivity and excellent inertness for substituted polar compounds, such as drugs, pesticides, herbicides, PCBs, phenols, etc.
- Very low-bleed phase for GC-MS analysis.
- Extended temperature range: 50 °C to 340/360 °C.

ID	df	temp. limits*	15-Meter	30-Meter
0.25 mm	0.25 μm	50 to 340/360 °C	13820	13823
	0.50 μm	50 to 340/360 °C	13835	13838
	1.00 μm	50 to 320/340 °C	13850	13853
0.32 mm	0.25 μm	50 to 340/360 °C	13821	13824
	0.50 μm	50 to 340/360 °C	13836	13839
	1.00 μm	50 to 320/340 °C	13851	13854
0.53 mm	0.50 μm	50 to 340/360 °C	13837	13840
	1.00 μm	50 to 325/340 °C	13852	13855
	1.50 μm	50 to 310/330 °C	13856	13857
	3.00 μm	50 to 280/300 °C	13858	13859

\*Maximum temperatures listed are for shorter length columns. Longer columns may have a different maximum temperature.

**Rxi®-17 Columns (fused silica)**

(midpolarity phase; Crossbond® diphenyl dimethyl polysiloxane)

- General-purpose columns for pesticides, herbicides, rosin acids, phthalate esters, triglycerides, sterols.
- Temperature range: 40 °C to 320 °C.

ID	df	temp. limits	15-Meter	30-Meter
0.25 mm	0.25 μm	40 to 280/320 °C	13520	13523
	0.50 μm	40 to 280/320 °C		13538
	1.00 μm	40 to 280/320 °C		13553
0.32 mm	0.25 μm	40 to 280/320 °C	13521	13524
	0.50 μm	40 to 280/320 °C		13539
	1.00 μm	40 to 280/320 °C		13554
0.53 mm	0.25 μm	40 to 280/320 °C		13525
	0.50 μm	40 to 280/320 °C		13540
	0.83 μm	40 to 280/320 °C		13569
	1.00 μm	40 to 280/320 °C	13552	13555
	1.50 μm	40 to 280/320 °C		13570

ID	df	temp. limits	20-Meter
0.18 mm	0.18 μm	40 to 280/320 °C	13502



**Rxi®-17Si1 MS Columns** (fused silica)

(midpolarity Crossbond® phase)

- 340/360 °C upper temperature limits.
- Excellent inertness and selectivity for active environmental compounds, such as PAHs.
- Equivalent to USP phase G3.
- Low bleed for use with sensitive detectors, such as MS.

ID	df	temp. limits*	15-Meter	30-Meter	60-Meter
0.25 mm	0.25 µm	40 to 340/360 °C	14120	14123	14126
0.32 mm	0.25 µm	40 to 340/360 °C	14121	14124	

ID	df	temp. limits	10-Meter	20-Meter
0.15 mm	0.15 µm	40 to 340/360 °C	43820	43821
0.18 mm	0.18 µm	40 to 340/360 °C		14102
	0.36 µm	40 to 340/360 °C		14111

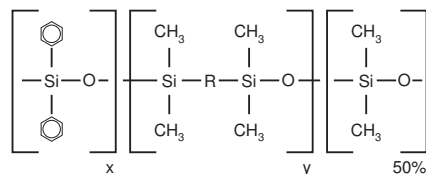
\*Maximum temperatures listed are for shorter length columns. Longer columns may have a different maximum temperature.

**Rxi®-PAH Columns** (fused silica)

(midpolarity proprietary phase)

- Ideal for EFSA PAH4 analysis—separates all priority compounds: benz[a]anthracene, chrysene, benzo[b]fluoranthene, and benzo[a]pyrene.
- Best resolution of chrysene from interfering PAHs, triphenylene, and cyclopenta[cd]pyrene.
- Complete separation of benzo [b], [k], [j], and [a] fluoranthenes.
- 360 °C thermal stability allows analysis of low volatility dibenzo pyrenes.

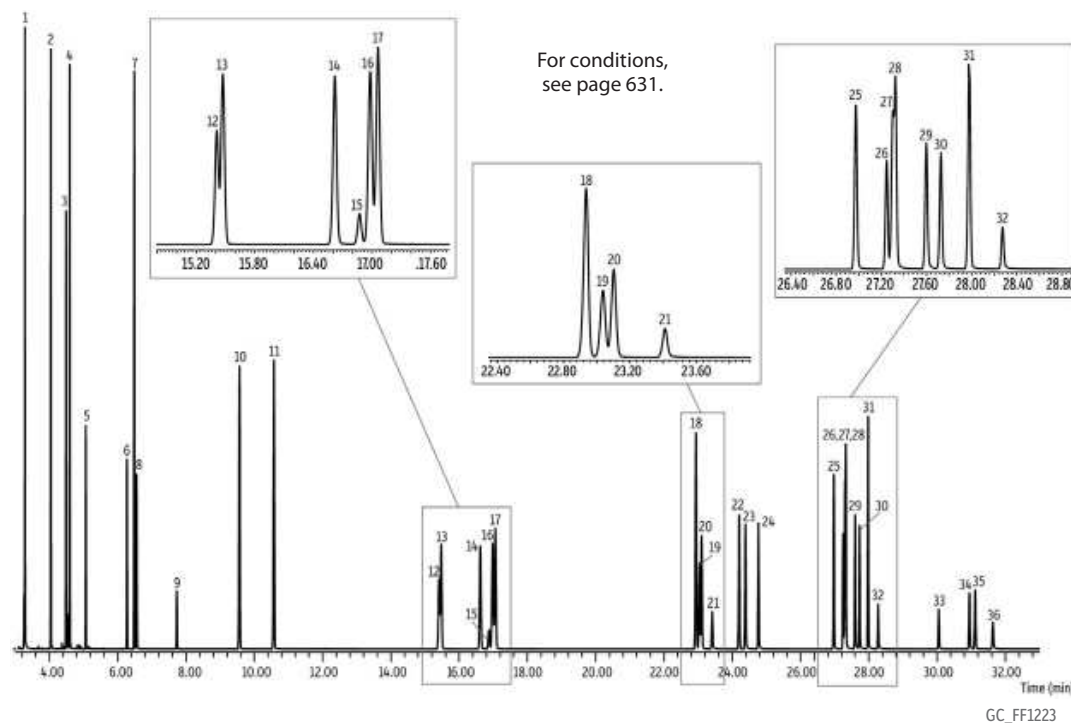
ID	df	temp. limits	30-Meter	40-Meter	60-Meter
0.18 mm	0.07 µm	to 360 °C		49316	
0.25 mm	0.10 µm	to 360 °C	49318		49317

**Rxi®-17Si1 MS Structure**

Similar to: (50%-phenyl)-methylpolysiloxane

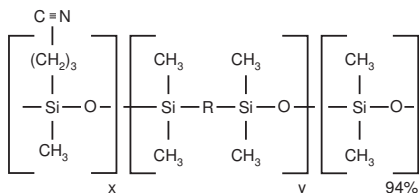
**similar phases**

DB-17ms, VF-17ms, CP-Sil 24 CB, ZB-50

**NIST SRM 2260a PAH Mix on Rxi®-PAH****Peaks**

1. Naphthalene
2. Biphenyl
3. Acenaphthylene
4. Acenaphthene
5. Fluorene
6. Dibenzothiophene
7. Phenanthrene
8. Anthracene
9. 4H-Cyclopenta[def]phenanthrene
10. Fluoranthene
11. Pyrene
12. Benzo[ghi]fluoranthene
13. Benzo[c]phenanthrene
14. Benz[a]anthracene
15. Cyclopenta[cd]pyrene
16. Triphenylene
17. Chrysene
18. Benzo[b]fluoranthene
19. Benzo[k]fluoranthene
20. Benzo[j]fluoranthene
21. Benzo[a]fluoranthene
22. Benzo[e]pyrene
23. Benzo[a]pyrene
24. Perylene
25. Dibenz[a,j]anthracene
26. Dibenz[a,c]anthracene
27. Indeno[1,2,3-cd]pyrene
28. Dibenz[a,h]anthracene
29. Benzo[b]chrysene
30. Picene
31. Benzo[ghi]perylene
32. Anthanthrene
33. Dibenz[b,k]fluoranthene
34. Dibenz[a,e]pyrene
35. Coronene
36. Dibenz[a,h]pyrene

### Rxi®-624Sil MS Structure



Similar to: (6%-cyanopropylphenyl)-methylpolysiloxane

### similar phases

DB-624, VF-624ms, CP-Select 624 CB, ZB-624

### Rxi®-624Sil MS Columns (fused silica)

(midpolarity Crossbond® phase)

- Low-bleed, high-thermal stability column—maximum temperatures up to 320 °C.
- Inert—excellent peak shape for a wide range of compounds.
- Selective—highly selective for volatiles analysis and residual solvents, great choice for USP<467>.
- Manufactured for column-to-column reproducibility—well-suited for validated methods.

ID	df	temp. limits	20-Meter	30-Meter	60-Meter	75-Meter	105-Meter
0.18 mm	1.00 µm	-20 to 300/320 °C	13865				
0.25 mm	1.40 µm	-20 to 300/320 °C		13868	13869		
0.32 mm	1.80 µm	-20 to 300/320 °C		13870	13872		
0.53 mm	3.00 µm	-20 to 280/300 °C		13871	13873	13874	13875



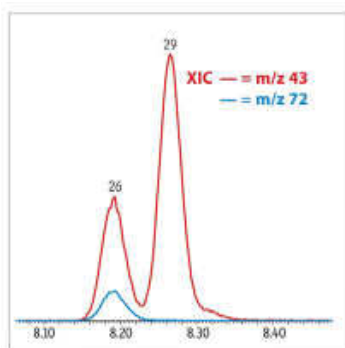
### free literature

Rxi®-624Sil MS Columns: Exceptionally Inert, Low-Bleed Columns for Volatiles Analysis

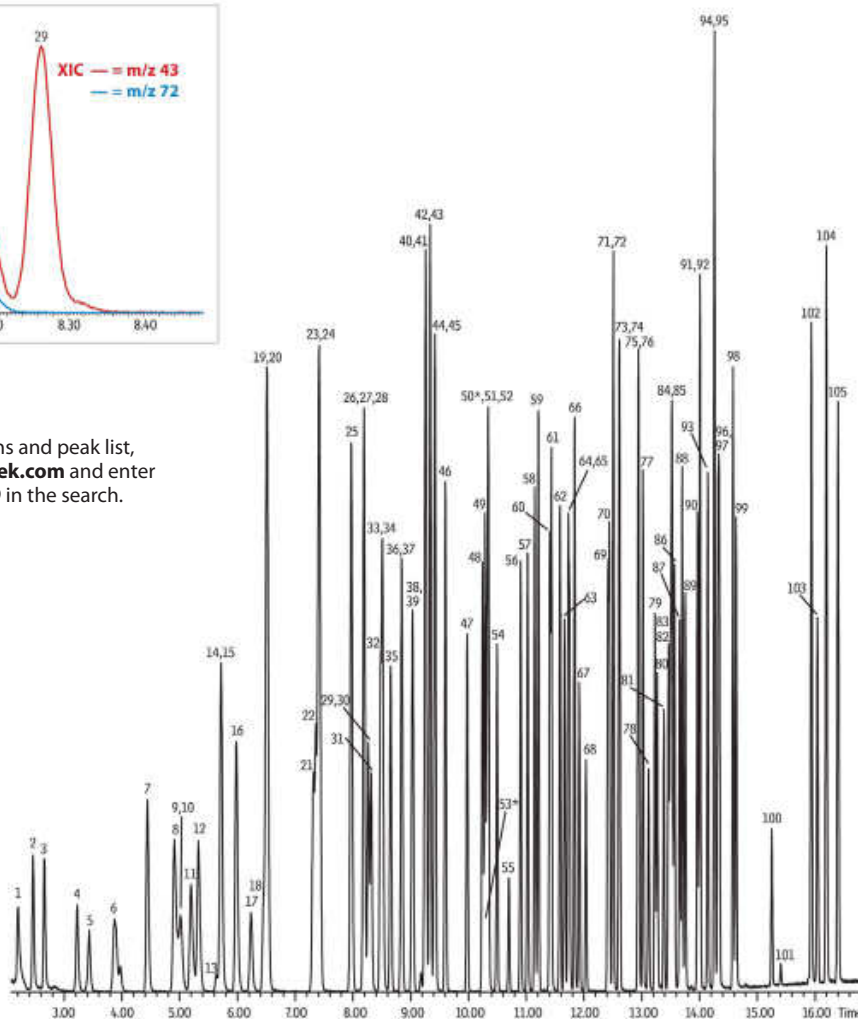
Download your free copy from [www.restek.com](http://www.restek.com)

lit. cat.# GNB1334A-UNV

### Volatiles by EPA Method 8260 on Rxi®-624Sil MS (30 m, 0.25 mm ID, 1.40 µm)



For conditions and peak list, visit [www.restek.com](http://www.restek.com) and enter GC\_EV1169 in the search.



GC\_EV1169

**Rxi®-1HT Columns** (fused silica)

(nonpolar phase; dimethyl polysiloxane)

- Columns processed for high-temperature applications, such as high molecular weight hydrocarbons.
- Temperature range: -60 to 400 °C.

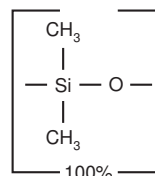
ID	df	temp. limits	15-Meter	30-Meter
0.25 mm	0.10 µm	-60 to 400 °C	13950	13951
	0.25 µm	-60 to 400 °C		13952
0.32 mm	0.10 µm	-60 to 400 °C	13953	13954
	0.25 µm	-60 to 400 °C		13955

**Rxi®-5HT Columns** (fused silica)

(low polarity phase; diphenyl dimethyl polysiloxane)

- 40% longer lifetime from specially designed fused silica tubing.
- Columns processed for high-temperature applications, such as mineral oil.
- Temperature range: -60 to 400 °C.

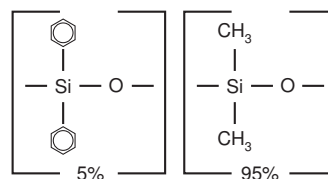
ID	df	temp. limits	15-Meter	30-Meter
0.25 mm	0.10 µm	-60 to 400 °C	13905	13908
	0.25 µm	-60 to 400 °C		13923
0.32 mm	0.10 µm	-60 to 400 °C	13906	13909
	0.25 µm	-60 to 400 °C		13924
0.53 mm	0.15 µm	-60 to 380/400 °C		13910

**Rxi®-1HT Structure**

Similar to: (100%-methyl)-polysiloxane

**similar phases**

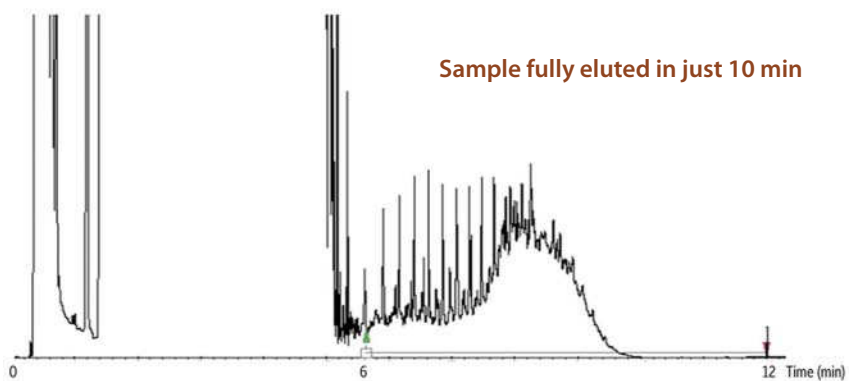
DB-1ht, ZB-1HTinferno

**Rxi®-5HT Structure**

Similar to: (5%-phenyl)-methylpolysiloxane

**similar phases**

DB-5ht, VF-5ht, ZB-5HTinferno


**Mineral Oil on Rxi®-5HT by EN9377-2 (PTV large volume injection)**

GC\_EV1180

<b>Column</b>	Rxi®-5HT, 15 m, 0.32 mm ID, 0.10 µm (cat.# 13906)
<b>Sample</b>	Mineral oil
<b>Diluent:</b>	Hexane
<b>Conc.:</b>	25 ppm
<b>Injection</b>	
<b>Inj. Vol.:</b>	100 µL ptv splitless
<b>Inlet Temp. Program:</b>	45 °C (hold 0.45 min) to 350 °C at 200 °C/min (hold 10 min)
<b>Oven</b>	
<b>Oven Temp:</b>	35 °C (hold 4 min) to 150 °C at 60 °C/min to 250 °C at 50 °C/min to 350 °C at 30 °C/min
<b>Carrier Gas</b>	He, constant flow
<b>Flow Rate:</b>	2 mL/min
<b>Detector</b>	FID @ 360 °C
<b>Instrument</b>	Varian 450
<b>Acknowledgement</b>	Ambiente Analisi S.r.L, Italy

# General-Purpose Columns

Rtx <sup>®</sup> -1.....	39
Rtx <sup>®</sup> -5, Rtx <sup>®</sup> -5MS.....	40
Rtx <sup>®</sup> -20, Rtx <sup>®</sup> -35.....	41
Rtx <sup>®</sup> -50, Rtx <sup>®</sup> -65.....	42
Rtx <sup>®</sup> -440.....	43
Rtx <sup>®</sup> -200, Rtx <sup>®</sup> -200MS.....	44
Rtx <sup>®</sup> -1301, Rtx <sup>®</sup> -624.....	45
Rtx <sup>®</sup> -1701, Rtx <sup>®</sup> -225.....	46
Rtx <sup>®</sup> -2330, Rtx <sup>®</sup> -2560.....	47
Rtx <sup>®</sup> -Wax.....	48
Stabilwax <sup>®</sup> .....	49
GCxGC.....	50-52
Fast GC.....	53



## Chemically bonded capillary columns

- Reliable, rugged GC columns.
- Columns can be solvent rinsed.

## Extensive GC column selection

- Available in many dimensions, including variations in length, internal diameter, and film thickness.
- Internal diameters include 0.15 mm and 0.18 mm for faster analysis time and greater resolution.

## Broad range of stationary phases

- Columns based on polysiloxane backbone; functional groups added to the polymers to vary selectivity.

**Rtx<sup>®</sup>-1 Columns** (fused silica)(nonpolar phase; Crossbond<sup>®</sup> dimethyl polysiloxane)

- General-purpose columns for solvent impurities, PCB congeners (e.g. Aroclor mixes), simulated distillation, arson accelerants, gases, natural gas odorants, sulfur compounds, essential oils, hydrocarbons, semivolatiles, pesticides, oxygenates.
- Temperature range: -60 °C to 350 °C.
- Equivalent to USP G1, G2, G38 phases.

Rtx<sup>®</sup>-1 columns exhibit long lifetime and very low bleed at high operating temperatures.

ID	df	temp. limits*	15-Meter	30-Meter	60-Meter	105-Meter
0.25 mm	0.10 µm	-60 to 330/350 °C	10105	10108	10111	
	0.25 µm	-60 to 330/350 °C	10120	10123	10126	10129
	0.50 µm	-60 to 330/350 °C	10135	10138	10141	10144
	1.00 µm	-60 to 320/340 °C	10150	10153	10156	10159
0.32 mm	0.10 µm	-60 to 330/350 °C	10106	10109	10112	
	0.25 µm	-60 to 330/350 °C	10121	10124	10127	
	0.50 µm	-60 to 330/350 °C	10136	10139	10142	
	1.00 µm	-60 to 320/340 °C	10151	10154	10157	10160
	1.50 µm	-60 to 310/330 °C	10166	10169	10172	10175
	3.00 µm	-60 to 280/300 °C	10181	10184	10187	10190
	4.00 µm	-60 to 280/300 °C		10198		
	5.00 µm	-60 to 260/280 °C	10176	10178	10180	
0.53 mm	0.10 µm	-60 to 320/340 °C	10107	10110		
	0.25 µm	-60 to 320/340 °C	10122	10125	10128	
	0.50 µm	-60 to 310/330 °C	10137	10140	10143	
	1.00 µm	-60 to 310/330 °C	10152	10155	10158	
	1.50 µm	-60 to 310/330 °C	10167	10170	10173	
	3.00 µm	-60 to 270/290 °C	10182	10185	10188	10189
	5.00 µm	-60 to 270/290 °C	10177	10179	10183	10194
	7.00 µm	-60 to 240/260 °C	10191	10192	10193	

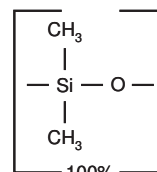
ID	df	temp. limits	10-Meter	20-Meter	40-Meter
0.18 mm	0.20 µm	-60 to 330/350 °C	40101	40102	40103
	0.40 µm	-60 to 330/340 °C	40110	40111	40112

\*Maximum temperatures listed are for shorter length columns. Longer columns may have a different maximum temperature.

**Rtx<sup>®</sup>-1 with Integra-Guard<sup>®</sup> Column**

- Extend column lifetime.
- Eliminate leaks with a built-in guard column.
- Inertness verified by isothermal testing.

Description	qty.	cat.#
30 m, 0.25 mm ID, 0.25 µm Rtx-1 w/5 m Integra-Guard Column	ea.	10123-124
30 m, 0.53 mm ID, 1.00 µm Rtx-1 w/5 m Integra-Guard Column	ea.	10155-126
30 m, 0.53 mm ID, 5.00 µm Rtx-1 w/5 m Integra-Guard Column	ea.	10179-126

**Rtx<sup>®</sup>-1 Structure**

Similar to: (100%-methyl)-polysiloxane

**similar phases**

HP-1, DB-1, CP-Sil 5 CB, ZB-1

**also available****Metal MXT<sup>®</sup> Columns**Rugged, flexible, Siltek<sup>®</sup>-treated stainless steel tubing; inertness comparable to fused silica tubing.See **page 93**.**free literature**Analyze ppb Level Sulfur Compounds Using an Rt<sup>®</sup>-XLSulfur Micropacked GC Column or an Rtx<sup>®</sup>-1 Thick Film Capillary GC Column

Download your free copy from

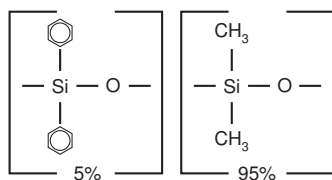
[www.restek.com](http://www.restek.com)lit. cat.#  
PCAN1499-UNV**crossbond<sup>®</sup> technology**

Reduces bleed, prolongs column lifetime, and allows rejuvenation through solvent rinsing.

**Fused Silica, PLOT, & MXT<sup>®</sup> Capillary GC Column Ferrule Guide**

GC Column ID	Ferrule ID
0.10 mm	0.4
0.15 mm	0.4
0.18 mm	0.4
0.25 mm	0.4
0.28 mm	0.4
0.32 mm	0.5
0.45 mm	0.8
0.53 mm	0.8



Rtx<sup>®</sup>-5/Rtx<sup>®</sup>-5MS Structure

Similar to: (5%-phenyl)-methylpolysiloxane

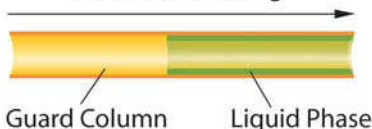
## similar phases

HP-5, DB-5, CP-Sil 8 CB, ZB-5

NOTE: DB-5MS is a silarylene-based polymer, similar to Rxi-5Sil MS.

Integra-Guard<sup>®</sup> Built-In Guard Column

Continuous Tubing



Get the protection without the connection!

See page 25 for Rtx<sup>®</sup>-5 and Rtx<sup>®</sup>-5MS columns with built-in Integra-Guard<sup>®</sup> guard columns.

also available

Metal MXT<sup>®</sup> ColumnsRugged, flexible, Siltek<sup>®</sup>-treated stainless steel tubing; inertness comparable to fused silica tubing.MXT<sup>®</sup>-5 columns .....page 94

## it's a fact

For exceptional inertness, ultra-low bleed, and unsurpassed performance, choose Rxi<sup>®</sup>-5ms columns! See page 31.

also available

Rtx<sup>®</sup>-5 Amine columns.....page 86Rtx<sup>®</sup>-5/Rtx<sup>®</sup>-5MS (fused silica)

- General-purpose columns for drugs, solvent impurities, pesticides, hydrocarbons, PCB congeners (e.g., Aroclor mixes), essential oils, semivolatiles.
- Temperature range: -60 °C to 350 °C.
- Equivalent to USP G27 and G36 phases.

The diphenyl dimethyl polysiloxane stationary phase is the most popular GC stationary phase and is used in a wide variety of applications. All residual catalysts and low molecular weight fragments are removed from the Rtx<sup>®</sup>-5 polymer, providing a tight mono-modal distribution and extremely low bleed.Rtx<sup>®</sup>-5 Columns (fused silica)(low polarity phase; Crossbond<sup>®</sup> diphenyl dimethyl polysiloxane)

ID	df	temp. limits*	15-Meter	30-Meter	60-Meter	105-Meter
0.25 mm	0.10 µm	-60 to 330/350 °C	10205	10208	10211	
	0.25 µm	-60 to 330/350 °C	10220	10223	10226	10229
	0.50 µm	-60 to 330/350 °C	10235	10238	10241	10244
	1.00 µm	-60 to 325/340 °C	10250	10253	10256	10259
0.32 mm	0.10 µm	-60 to 330/350 °C	10206	10209	10212	
	0.25 µm	-60 to 330/350 °C	10221	10224	10227	
	0.50 µm	-60 to 330/350 °C	10236	10239	10242	
	1.00 µm	-60 to 325/340 °C	10251	10254	10257	10260
	1.50 µm	-60 to 310/330 °C	10266	10269	10272	10275
0.53 mm	0.10 µm	-60 to 320/340 °C	10207	10210		
	0.25 µm	-60 to 320/340 °C	10222	10225	10228	
	0.50 µm	-60 to 320/330 °C	10237	10240	10243	
	1.00 µm	-60 to 320/330 °C	10252	10255	10258	
	1.50 µm	-60 to 310/330 °C	10267	10270	10273	
	3.00 µm	-60 to 270/290 °C	10282	10285	10288	
	5.00 µm	-60 to 270/290 °C	10277	10279	10283	

ID	df	temp. limits	10-Meter	20-Meter	40-Meter
0.18 mm	0.20 µm	-60 to 325/340 °C	40201	40202	40203
	0.40 µm	-60 to 315/330 °C	40210	40211	40212

\*Maximum temperatures listed are for shorter length columns. Longer columns may have a different maximum temperature.

30-meter	6-pack cat.#
0.25 mm ID, 0.25 µm	10223-600
0.25 mm ID, 0.50 µm	10238-600
0.32 mm ID, 1.00 µm	10254-600
0.53 mm ID, 1.50 µm	10270-600

Six columns for the price of five!

Other phases and configurations available on request.

Rtx<sup>®</sup>-5MS—Low-Bleed GC-MS Columns (fused silica)(low polarity phase; Crossbond<sup>®</sup> diphenyl dimethyl polysiloxane)

Column specifically tested for low-bleed performance.

ID	df	temp. limits	15-Meter	30-Meter	60-Meter
0.25 mm	0.10 µm	-60 to 330/350 °C	12605	12608	12611
	0.25 µm	-60 to 330/350 °C	12620	12623	12626
	0.50 µm	-60 to 330/350 °C	12635	12638	12641
	1.00 µm	-60 to 325/350 °C	12650	12653	
0.32 mm	0.10 µm	-60 to 330/350 °C	12606	12609	12612
	0.25 µm	-60 to 330/350 °C	12621	12624	12627
	0.50 µm	-60 to 330/350 °C	12636	12639	12642
0.53 mm	1.00 µm	-60 to 325/350 °C	12651	12654	
	0.50 µm	-60 to 320/340 °C	12637	12640	
	1.00 µm	-60 to 320/340 °C	12652	12655	
	1.50 µm	-60 to 310/330 °C	12667	12670	

\*Maximum temperatures listed are for shorter length columns. Longer columns may have a different maximum temperature.

**Rtx<sup>®</sup>-20 Columns** (fused silica)(low to midpolarity phase; Crossbond<sup>®</sup> diphenyl dimethyl polysiloxane)

- General-purpose columns for volatile compounds, flavor compounds, alcoholic beverages.
- Temperature range: -20 °C to 320 °C.
- Equivalent to USP G28, G32 phases.

Rtx<sup>®</sup>-20 polymer is synthesized to exacting standards. All residual catalysts and low molecular weight fragments are removed from the polymer, providing a tight monomodal distribution and extremely low bleed.

ID	df	temp. limits	15-Meter	30-Meter
0.25 mm	0.25 μm	-20 to 300/320 °C	10320	10323
	0.50 μm	-20 to 290/310 °C		10338
	1.00 μm	-20 to 280/300 °C		10353
0.32 mm	0.25 μm	-20 to 300/320 °C		10324
	0.50 μm	-20 to 290/310 °C		10339
	1.00 μm	-20 to 280/300 °C		10354
0.53 mm	1.00 μm	-20 to 260/280 °C	10352	10355

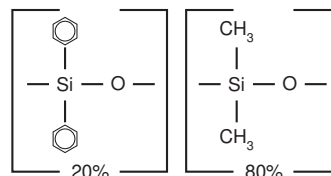
**Rtx<sup>®</sup>-35 Columns** (fused silica)(midpolarity phase; Crossbond<sup>®</sup> diphenyl dimethyl polysiloxane)

- General-purpose columns for organochlorine pesticides, PCB congeners (e.g., Aroclor mixes), herbicides, pharmaceuticals, sterols, rosin acids, phthalate esters.
- Temperature range: 40 °C to 320 °C.
- Equivalent to USP G42 phase.

An Rtx<sup>®</sup>-35 column is a popular confirmation column for pesticides and herbicides, in conjunction with an Rtx<sup>®</sup>-5 or Rtx<sup>®</sup>-1701 column. The higher phenyl content causes useful elution order and retention time changes.

ID	df	temp. limits	15-Meter	30-Meter
0.25 mm	0.25 μm	40 to 320 °C	10420	10423
	0.50 μm	40 to 310 °C	10435	10438
	1.00 μm	40 to 290 °C		10453
0.32 mm	0.25 μm	40 to 320 °C	10421	10424
	0.50 μm	40 to 310 °C	10436	10439
	1.00 μm	40 to 290 °C		10454
0.53 mm	0.50 μm	40 to 300 °C	10437	10440
	1.00 μm	40 to 290 °C		10455
	1.50 μm	40 to 280 °C		10470
	3.00 μm	40 to 240/260 °C		10485

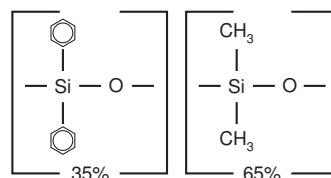
ID	df	temp. limits	10-Meter	20-Meter
0.18 mm	0.20 μm	40 to 300/320 °C		40402
	0.40 μm	40 to 290/310 °C	40410	40411

**Rtx<sup>®</sup>-20 Structure**

Similar to: (20%-phenyl)-methylpolysiloxane

**similar phases**

SPB-20, EC-20, AT-20, 007-20

**Rtx<sup>®</sup>-35 Structure**

Similar to: (35%-phenyl)-methylpolysiloxane

**similar phases**

HP-35, DB-35, ZB-35

**Sky**<sup>®</sup>  
Inlet Liners

True Blue Performance

RESTEK

See pages 179–184 or visit [www.restek.com/sky](http://www.restek.com/sky)

**also available****Metal MXT<sup>®</sup> Columns**

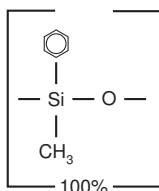
Rugged, flexible, Siltek<sup>®</sup>-treated stainless steel tubing; inertness comparable to fused silica tubing.

MXT<sup>®</sup>-20 columns .....page 94

MXT<sup>®</sup>-35 columns .....page 95

**also available**

Rtx<sup>®</sup>-35 Amine columns .....page 87

Rtx<sup>®</sup>-50 Structure

Similar to: (50%-phenyl)-methylpolysiloxane

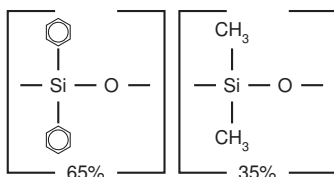
## similar phases

SPB-50, AT-50, 007-17

## also available

Metal MXT<sup>®</sup> Columns

Rugged, flexible, Siltek<sup>®</sup>-treated stainless steel tubing; inertness comparable to fused silica tubing.

MXT<sup>®</sup>-50 columns .....page 95MXT<sup>®</sup>-65 columns .....page 95Rtx<sup>®</sup>-65 Structure

Similar to: (65%-phenyl)-methylpolysiloxane

## similar phase

007-65HT

crossbond<sup>®</sup> technology

Reduces bleed, prolongs column lifetime, and allows rejuvenation through solvent rinsing.

Rtx<sup>®</sup>-50 Columns (fused silica)(midpolarity phase; Crossbond<sup>®</sup> phenyl methyl polysiloxane)

- General-purpose columns for pesticides, herbicides, rosin acids, phthalate esters, sterols.
- Temperature range: 40 °C to 320 °C.
- Equivalent to USP G3 phase.

The high thermal stability of Rtx<sup>®</sup>-50 columns makes possible dual-column analysis with common phases such as Rtx<sup>®</sup>-1 or Rtx<sup>®</sup>-5MS.

ID	df	temp. limits	15-Meter	30-Meter	60-Meter
0.25 mm	0.25 μm	40 to 300/320 °C	10520	10523	10526
	0.50 μm	40 to 290/310 °C	10535	10538	10541
	1.00 μm	40 to 280/300 °C	10550	10553	10556
0.32 mm	0.25 μm	40 to 300/320 °C	10521	10524	10527
	0.50 μm	40 to 290/310 °C	10536	10539	10542
	1.00 μm	40 to 280/300 °C	10551	10554	10557
0.53 mm	0.25 μm	40 to 280/300 °C	10522		
	0.50 μm	40 to 270/290 °C	10537	10540	10543
	0.83 μm	40 to 270/290 °C		10569	
	1.00 μm	40 to 260/280 °C	10552	10555	10558
	1.50 μm	40 to 250/270 °C	10567	10570	10573

ID	df	temp. limits	10-Meter	20-Meter
0.18 mm	0.20 μm	40 to 310/330 °C	40501	40502
	0.40 μm	40 to 300/320 °C	40510	40511

Rtx<sup>®</sup>-65 Columns (fused silica)(mid to high polarity phase; Crossbond<sup>®</sup> diphenyl dimethyl polysiloxane)

- General-purpose columns for phenols, fatty acids, triglycerides.
- Temperature range: 50 °C to 300 °C.
- Equivalent to USP G17 phase.

The Rtx<sup>®</sup>-65 phase contains the highest phenyl content of any bonded stationary phase available to improve separation of aromatic compounds through increased phase-analyte interaction. A unique polarity makes these columns ideal for a variety of analyses, from phenols to FAMES. As a confirmation column for EPA Method 604 phenols, an Rtx<sup>®</sup>-65 column produces a different elution order compared to the primary Rtx<sup>®</sup>-5 column. Rtx<sup>®</sup>-65 columns elute FAMES according to equivalent chain length, similar to bonded Carbowax<sup>®</sup> columns, but the Rtx<sup>®</sup>-65 phase does not suffer the thermal stability limitations of other polar stationary phases.

ID	df	temp. limits	30-Meter
0.25 mm	0.25 μm	50 to 300 °C	17023
	0.50 μm	50 to 280/300 °C	17038
	1.00 μm	50 to 260/280 °C	17053
0.32 mm	0.25 μm	50 to 300 °C	17024
	0.50 μm	50 to 280/300 °C	17039
	1.00 μm	50 to 260/280 °C	17054
0.53 mm	1.00 μm	50 to 250/270 °C	17055

## also available

Rtx<sup>®</sup>-65TG Columns

Tested specifically for triglycerides.

See page 74.

**Rtx®-440 Columns** (fused silica)

(midpolarity proprietary Crossbond® phase)

- General-purpose columns with unique selectivity for pesticides, PAHs, or other semivolatiles. Ideal for low/trace level analyses.
- Low-bleed, high-resolution columns with unique selectivity.
- Wide temperature range: 20 °C to 340 °C.

ID	df	temp. limits	30-Meter
0.25 mm	0.25 µm	20 to 320/340 °C	12923
	0.50 µm	20 to 320/340 °C	12938
0.32 mm	0.25 µm	20 to 320/340 °C	12924
	0.50 µm	20 to 320/340 °C	12939
0.53 mm	0.50 µm	20 to 320/340 °C	12940
	1.00 µm	20 to 320/340 °C	12955

ID	df	temp. limits	20-Meter
0.18 mm	0.18 µm	20 to 320 °C	42902

restek innovation!

**Organochlorine Pesticides by EPA Method 8081A on Rtx®-440 (dual column w/ Rtx®-CLPesticides2)****Column Sample**

Rtx®-440, 30 m, 0.32 mm ID, 0.50 µm (cat.# 12939)  
 Organochlorine pesticide mix AB #2, 8-80 µg/mL in ethyl acetate (cat.# 32292)  
 Chlorobenzilate, 1,000 µg/mL in methanol (cat.# 32211)  
 Hexachlorobenzene, 1,000 µg/mL in acetone (cat.# 32231)  
 Hexachlorocyclopentadiene, 1,000 µg/mL in methanol (cat.# 32232)  
 2,4'-DDD, 1,000 µg/mL in methanol (cat.# 32098)  
 2,4'-DDE, 1,000 µg/mL in methanol (cat.# 32099)  
 2,4'-DDT, 1,000 µg/mL in methanol (cat.# 32200)  
 2,4,5,6-Tetrachloro-*m*-xylene, 200 µg/mL in acetone (cat.# 32027)  
 Decachlorobiphenyl (BZ #209), 200 µg/mL in acetone (cat.# 32029)  
 Diallyate (*cis* & *trans*), 1,000 µg/mL in hexane (cat.# custom)  
 Isodrin, 1,000 µg/mL in hexane (cat.# custom)  
 Kepone, 1,000 µg/mL in hexane (cat.# custom)  
 Mirex, 1,000 µg/mL in hexane (cat.# custom)

**Injection**

Inj. Vol.: 1.0 µL splitless (hold 0.75 min)  
 Liner: Siltek® single taper (cat.# 20961-214.1)  
 Inj. Temp.: 275 °C

**Oven**

Oven Temp: 140 °C (hold 1 min) to 240 °C at 30 °C/min (hold 2 min) to 330 °C at 30 °C/min (hold 4 min)

**Carrier Gas**

Hz, constant pressure

**Linear Velocity:**

51 cm/sec @ 140 °C

**Detector**

ECD @ 330 °C

**Instrument**

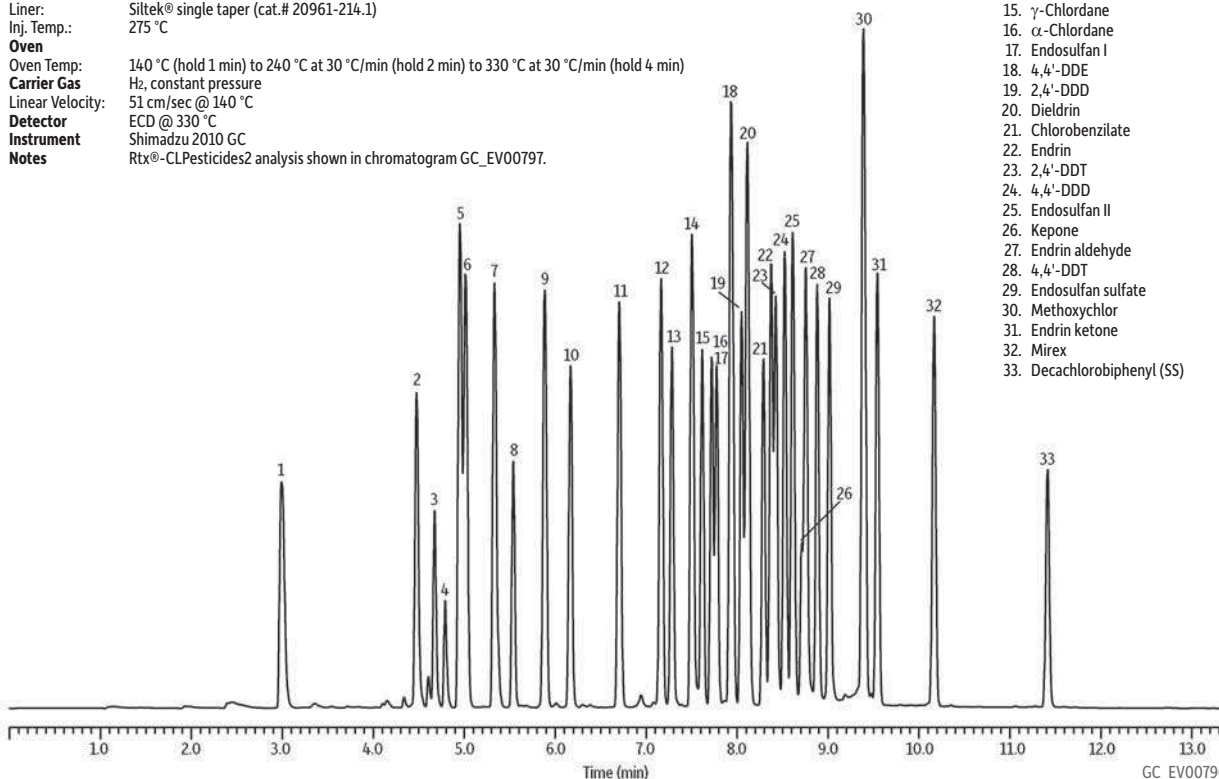
Shimadzu 2010 GC

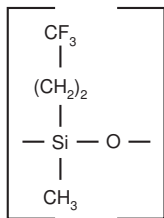
**Notes**

Rtx®-CLPesticides2 analysis shown in chromatogram GC\_EV00797.

**Peaks**

- Hexachlorocyclopentadiene
- 2,4,5,6-Tetrachloro-*m*-xylene (SS)
- cis*-Diallyate
- trans*-Diallyate
- α-BHC
- Hexachlorobenzene
- γ-BHC
- β-BHC
- δ-BHC
- Heptachlor
- Aldrin
- Isodrin
- Heptachlor epoxide
- 2,4'-DDE
- γ-Chlordane
- α-Chlordane
- Endosulfan I
- 4,4'-DDE
- 2,4'-DDD
- Dieldrin
- Chlorobenzilate
- Endrin
- 2,4'-DDT
- 4,4'-DDD
- Endosulfan II
- Kepone
- Endrin aldehyde
- 4,4'-DDT
- Endosulfan sulfate
- Methoxychlor
- Endrin ketone
- Mirex
- Decachlorobiphenyl (SS)



**Rtx<sup>®</sup>-200 Structure**


Similar to: (trifluoropropyl)-methylpolysiloxane

**similar phases**

DB-210, DB-200, VF-200ms

**Now Online!**

Our EZGC™ Web App  
Will Kick-Start Your GC  
Method Development


[www.restek.com/ezgc](http://www.restek.com/ezgc)
**also available****Metal MXT<sup>®</sup> Columns**

Rugged, flexible, Siltek<sup>®</sup>-treated stainless steel tubing; inertness comparable to fused silica tubing.

MXT<sup>®</sup>-200 columns.....page 96**Rtx<sup>®</sup>-200/Rtx<sup>®</sup>-200MS (fused silica)**

- General-purpose columns for solvents, Freon<sup>®</sup> fluorocarbons, alcohols, ketones, silanes, glycols, and drugs of abuse. Excellent confirmation column with an Rtx<sup>®</sup>-5 column for phenols, nitrosamines, organochlorine pesticides, chlorinated hydrocarbons, and chlorophenoxy herbicides.
- Temperature range: -20 °C to 340 °C.
- Equivalent to USP G6 phase.

Rtx<sup>®</sup>-200 columns have accomplished many difficult separations not possible on any other bonded stationary phase. Many analysts consider these the best, most inert mid-polarity columns available. The trifluoropropylmethyl polysiloxane stationary phase has a unique selectivity that changes elution orders and resolves compounds that phenyl, cyano, or Carbowax<sup>®</sup> phases can not. The Rtx<sup>®</sup>-200 column offers exceptional thermal stability, low bleed, and superior inertness—even for active compounds such as phenols, and with sensitive detectors such as ECDs, NPDs, and MSDs.

**Rtx<sup>®</sup>-200 Columns (fused silica)**(midpolarity phase; Crossbond<sup>®</sup> trifluoropropylmethyl polysiloxane)

ID	df	temp. limits*	15-Meter	30-Meter	60-Meter	105-Meter
0.25 mm	0.25 µm	-20 to 320/340 °C	15020	15023	15026	15029
	0.50 µm	-20 to 310/330 °C	15035	15038	15041	15044
	1.00 µm	-20 to 290/310 °C	15050	15053	15056	15059
0.32 mm	0.25 µm	-20 to 320/340 °C	15021	15024	15027	
	0.50 µm	-20 to 310/330 °C	15036	15039	15042	15045
	1.00 µm	-20 to 290/310 °C	15051	15054	15057	15060
	1.50 µm	-20 to 280/300 °C	15066	15069	15072	15075
0.53 mm	0.25 µm	-20 to 310/330 °C	15022	15025	15028	
	0.50 µm	-20 to 300/320 °C	15037	15040	15043	
	1.00 µm	-20 to 290/310 °C	15052	15055	15058	
	1.50 µm	-20 to 280/300 °C	15067	15070	15073	
	3.00 µm	-20 to 260/280 °C	15082	15085	15088	15091

ID	df	temp. limits	10-Meter	20-Meter	40-Meter
0.15 mm	0.15 µm	-20 to 320/340 °C	43835	43836	
0.18 mm	0.20 µm	-20 to 310/330 °C	45001	45002	45003
	0.40 µm	-20 to 310/330 °C	45010	45011	45012

\*Maximum temperatures listed are for shorter length columns. Longer columns may have a different maximum temperature.

**Rtx<sup>®</sup>-200MS—Low-Bleed GC-MS Columns (fused silica)**(midpolarity phase; Crossbond<sup>®</sup> trifluoropropylmethyl polysiloxane)

Column specifically tested for low-bleed performance.

ID	df	temp. limits	30-Meter
0.25 mm	0.10 µm	-20 to 320/340 °C	15608
	0.25 µm	-20 to 320/340 °C	15623
	0.50 µm	-20 to 310/330 °C	15638
	1.00 µm	-20 to 290/310 °C	15653
0.32 mm	0.10 µm	-20 to 320/340 °C	15609
	0.25 µm	-20 to 320/340 °C	15624
	0.50 µm	-20 to 310/330 °C	15639
	1.00 µm	-20 to 290/310 °C	15654



**Rtx®-1301 (G43) Columns** (fused silica)

(low to midpolarity phase; Crossbond® cyanopropylphenyl dimethyl polysiloxane)

- General-purpose columns for residual solvents, alcohols, oxygenates, and volatile organic compounds.
- Temperature range: -20 °C to 280 °C.
- Equivalent to USP G43 phase.

Many analysts feel the Rtx®-1301 column has the best cyanosiloxane bonded stationary phase available, with no other column manufacturer providing lower bleed, longer lifetime, or better inertness. Our polymer is fully characterized to ensure long-term reproducibility, column-to-column consistency, and low bleed—even with sensitive detectors such as ECDs and MSDs.

ID	df	temp. limits*	15-Meter	30-Meter	60-Meter	75-Meter	105-Meter
0.25 mm	0.25 µm	-20 to 280 °C	16020	16023	16026		
	0.50 µm	-20 to 270 °C		16038			
	1.00 µm	-20 to 260 °C		16053	16056		
	1.40 µm	-20 to 240 °C			16016		
0.32 mm	0.25 µm	-20 to 280 °C	16021	16024			
	0.50 µm	-20 to 270 °C		16039	16042		
	1.00 µm	-20 to 260 °C		16054	16057		
	1.50 µm	-20 to 250 °C	16066	16069	16072		
0.53 mm	0.25 µm	-20 to 280 °C		16092	16093		
	0.50 µm	-20 to 270 °C		16040	16043		
	1.00 µm	-20 to 260 °C	16052	16055	16058		
0.53 mm	1.50 µm	-20 to 250 °C		16070			
	3.00 µm	-20 to 240 °C		16085	16088	16076	16091

\*Maximum temperatures listed are for shorter length columns. Longer columns may have a different maximum temperature.

**Rtx®-624 Columns** (fused silica)

(low to midpolarity phase; Crossbond® cyanopropylphenyl dimethyl polysiloxane)

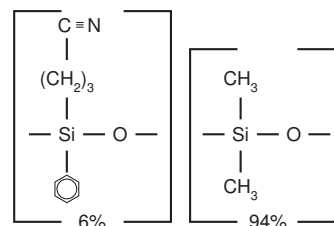
- Application-specific columns for volatile organic pollutants. Recommended in U.S. EPA methods for volatile organic pollutants.
- Temperature range: -20 °C to 240 °C.
- Equivalent to USP G43 phase.

The unique polarity of the Rtx®-624 column makes it ideal for analyzing volatile organic pollutants. Although the Rtx®-502.2 column is recommended in many methods, the Rtx®-624 column offers better resolution of early eluting compounds. The Rtx®-624 phase produces greater than 90% resolution of the first six gases in EPA Methods 8260 and 524.2. This stationary phase is especially well-suited for EPA Method 524.2 since it resolves 2-nitropropane from 1,1-dichloropropanone, which share quantification ion m/z 43 and must be separated chromatographically.

ID	df	temp. limits	30-Meter	60-Meter	75-Meter	105-Meter
0.25 mm	1.40 µm	-20 to 240 °C	10968	10969		
0.32 mm	1.80 µm	-20 to 240 °C	10970	10972		
0.45 mm	2.55 µm	-20 to 240 °C			10982	
0.53 mm	3.00 µm	-20 to 240 °C	10971	10973	10974	10975

ID	df	temp. limits	20-Meter	40-Meter
0.18 mm	1.00 µm	-20 to 240 °C	40924	40925

**Rtx®-1301 Structure**


Similar to: (6%-cyanopropylphenyl)-methylpolysiloxane

**similar phases**

DB-1301, DB-624, VF-1301ms, VF-624ms, CP-1301, ZB-624

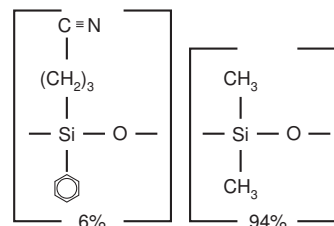
**Integra-Guard® Built-In Guard Column**

Continuous Tubing



**Get the protection without the connection!**

See **page 25** for Rtx®-1301 and Rtx®-624 columns with built-in Integra-Guard® guard columns.

**Rtx®-624 Structure**

Similar to: (6%-cyanopropylphenyl)-methylpolysiloxane

**similar phases**

DB-1301, DB-624, VF-1301ms, VF-624ms, CP-1301, ZB-624

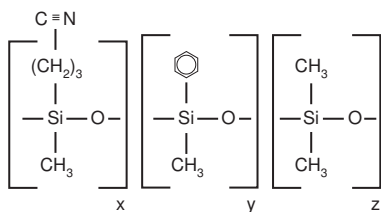
**also available**

**Metal MXT® Columns**

Rugged, flexible, Siltek®-treated stainless steel tubing; inertness comparable to fused silica tubing.

**MXT®-1301 columns .....page 95**

**MXT®-624 columns.....page 97**

**Rtx<sup>®</sup>-1701 Structure**


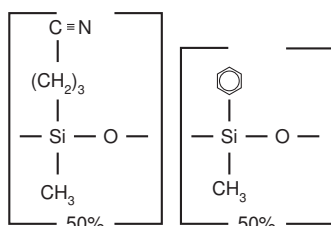
Similar to: (14%-cyanopropylphenyl)-methylpolysiloxane

**similar phases**

DB-1701R, DB-1701, CP Sil 19 CB, VF-1701ms, VF-1701 Pesticides, ZB-1701, ZB-1701P

**Integra-Guard<sup>®</sup> Built-In Guard Column**

Continuous Tubing

**Get the protection without the connection!**See [page 25](#) for Rtx<sup>®</sup>-1701 columns with built-in Integra-Guard<sup>®</sup> guard columns.**also available****Metal MXT<sup>®</sup> Columns**Rugged, flexible, Siltek<sup>®</sup>-treated stainless steel tubing; inertness comparable to fused silica tubing.MXT<sup>®</sup>-1701 columns .....[page 96](#)**Rtx<sup>®</sup>-225 Structure**

Similar to: (50%-cyanopropylmethyl)-methylphenylpolysiloxane

**similar phases**

DB-225ms, CP-Sil 43 CB

**Rtx<sup>®</sup>-1701 Columns** (fused silica)(midpolarity Crossbond<sup>®</sup> phase)

- General-purpose columns for alcohols, oxygenates, PCB congeners (e.g. Aroclor mixes), pesticides.
- Temperature range: -20 °C to 280 °C.
- Equivalent to USP G46 phase.

Rtx<sup>®</sup>-1701 is one of the more popular stationary phases used in capillary GC. The mix of cyano and phenyl functional groups increases the polarity and offers a different elution order relative to less polar Rtx<sup>®</sup>-1 or Rtx<sup>®</sup>-5 columns. An Rtx<sup>®</sup>-1701 column is ideal for confirmation analysis in combination with an Rtx<sup>®</sup>-35 or Rtx<sup>®</sup>-5 column. The polymer is fully characterized to ensure long-term reproducibility, column-to-column consistency, and low bleed, even with sensitive detectors such as ECDs and MSDs.

ID	df	temp. limits*	15-Meter	30-Meter	60-Meter
0.25 mm	0.10 μm	-20 to 280 °C			12011
	0.25 μm	-20 to 280 °C	12020	12023	12026
	0.50 μm	-20 to 270/280 °C	12035	12038	12041
	1.00 μm	-20 to 260/280 °C	12050	12053	12056
0.32 mm	0.10 μm	-20 to 280 °C		12009	
	0.25 μm	-20 to 280 °C	12021	12024	12027
	0.50 μm	-20 to 270/280 °C	12036	12039	12042
	1.00 μm	-20 to 260/280 °C	12051	12054	12057
	1.50 μm	-20 to 240/260 °C	12066	12069	12072
0.53 mm	0.25 μm	-20 to 270/280 °C		12025	
	0.50 μm	-20 to 260/270 °C	12037	12040	
	1.00 μm	-20 to 250/270 °C	12052	12055	12058
	1.50 μm	-20 to 240/260 °C	12067	12070	12073
	3.00 μm	-20 to 230/250 °C	12082	12085	12088

ID	df	temp. limits	10-Meter	20-Meter	40-Meter
0.18 mm	0.20 μm	-20 to 280 °C	42001	42002	42003
	0.40 μm	-20 to 280 °C		42011	42012

\*Maximum temperatures listed are for shorter length columns. Longer columns may have a different maximum temperature.

**Rtx<sup>®</sup>-225 Columns** (fused silica)(polar phase; Crossbond<sup>®</sup> cyanopropylmethyl phenylmethyl polysiloxane)

- General-purpose columns for FAMES, carbohydrates, sterols, flavor compounds.
- Temperature range: 40 °C to 240 °C.
- Equivalent to USP G7, G19 phases.

The cyanopropyl-containing Rtx<sup>®</sup>-225 phase is slightly less polar than bonded polyethylene glycol (PEG) phases, but it can be used for many of the same applications.

Improvements to the Rtx<sup>®</sup>-225 polymer have increased thermal stability, reduced bleed, and improved inertness. The Rtx<sup>®</sup>-225 column provides a 20 °C thermal stability advantage over other “225” columns because of our unique polymer synthesis technology and proprietary siloxane deactivation. In most similar columns, the Carbowax<sup>®</sup> deactivation layer is not fully compatible with the cyanopropyl siloxane polymer, which can cause adsorption, tailing of active compounds, and lower efficiency.

ID	df	temp. limits*	15-Meter	30-Meter	60-Meter
0.25 mm	0.25 μm	40 to 220/240 °C	14020	14023	14026
	0.50 μm	40 to 220/240 °C		14038	
0.32 mm	0.25 μm	40 to 220/240 °C	14021	14024	
	0.50 μm	40 to 220/240 °C		14039	
	1.00 μm	40 to 200/220 °C	14051	14054	14057
0.53 mm	0.25 μm	40 to 200/220 °C	14022	14025	
	0.50 μm	40 to 200/220 °C		14040	
	1.00 μm	40 to 200/220 °C	14052	14055	

\*Maximum temperatures listed are for shorter length columns. Longer columns may have a different maximum temperature.

**Rtx®-2330 Columns** (fused silica)

(highly polar phase; biscyanopropyl cyanopropylphenyl polysiloxane)

- General-purpose columns for *cis/trans* FAMES, dioxin isomers.

- Temperature range: 0 °C to 275 °C.

- Equivalent to USP G8 and G48 phase.

Rtx®-2330 is one of the most polar capillary column stationary phases. Cyano groups on both sides of the polymer backbone give the phase a strong dipole moment and high selectivity for *cis/trans* compounds or compounds with conjugated double bonds. Highly polar columns typically exhibit poor column efficiencies, high bleed, and short column lifetimes when thermally cycled. To overcome some of these problems, we developed a surface treatment that is more compatible with the Rtx®-2330 phase. In addition, our improved polymer produces columns with better column efficiency and lower bleed.

Because the Rtx®-2330 stationary phase is not 100% bonded, it should not be solvent rinsed.

ID	df	temp. limits*	30-Meter	60-Meter	105-Meter
0.25 mm	0.10 µm	0 to 260/275 °C	10708	10711	10714
	0.20 µm	0 to 260/275 °C	10723	10726	10729
0.32 mm	0.20 µm	0 to 260/275 °C	10724	10727	10730
0.53 mm	0.10 µm	0 to 260/275 °C		10713	
	0.20 µm	0 to 260/275 °C	10725	10728	

ID	df	temp. limits	10-Meter	20-Meter	40-Meter
0.18 mm	0.10 µm	0 to 260 °C	40701	40702	40703

\*Maximum temperatures listed are for 15- and 30-meter lengths. Longer lengths may have a slightly reduced maximum temperature.

**Rt®-2560 Column** (fused silica)

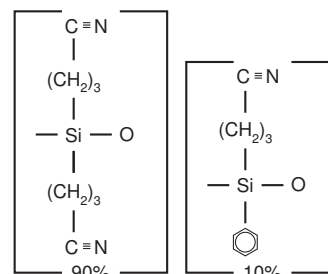
(highly polar phase; biscyanopropyl polysiloxane—not bonded)

- Application-specific column for *cis/trans* FAMES.

- Stable to 250 °C.

Because the Rt®-2560 stationary phase is not bonded, it should not be solvent rinsed.

ID	df	temp. limits	100-Meter
0.25 mm	0.20 µm	20 to 250 °C	13199

**Rtx®-2330 Structure**

Similar to: (95%-cyanopropyl)-phenyl polysiloxane

**similar phase**

VF-23ms

**tech tip**

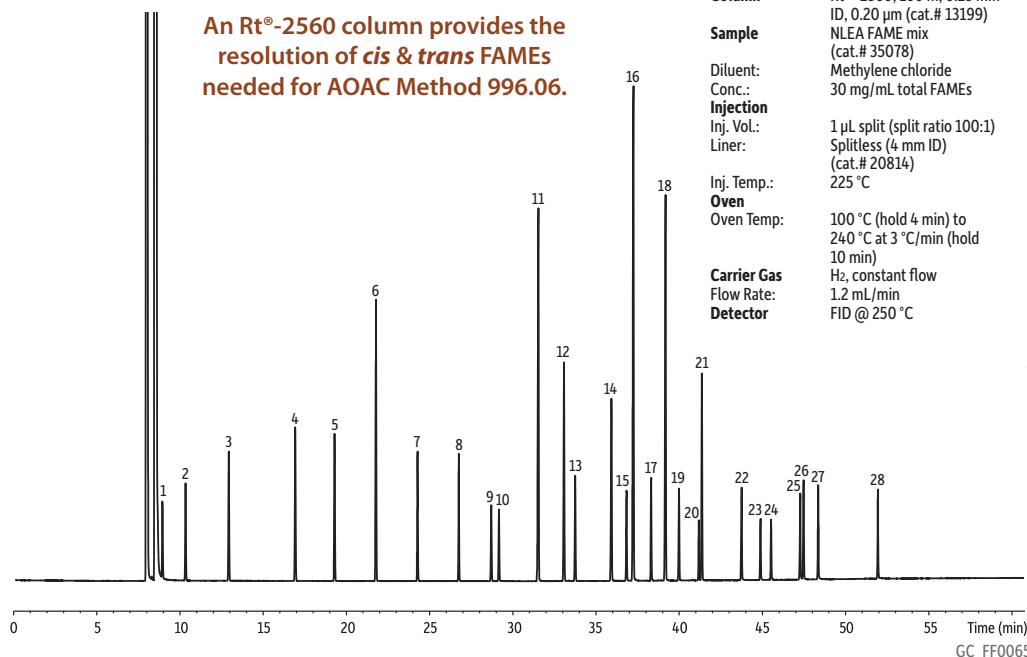
Do not solvent rinse Rtx®-2330 and Rt®-2560 columns. These columns are not fully bonded and solvent rinsing will remove the stationary phase.

**similar phases**

HP-88, CP Sil 88

**FAMES (NLEA Mix) on Rt®-2560**

An Rt®-2560 column provides the resolution of *cis* & *trans* FAMES needed for AOAC Method 996.06.

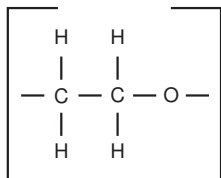


**Column** Rt®-2560, 100 m, 0.25 mm ID, 0.20 µm (cat.# 13199)  
**Sample** NLEA FAME mix (cat.# 35078)  
 Diluent: Methylene chloride  
 Conc.: 30 mg/mL total FAMES  
**Injection** 1 µL split (split ratio 100:1)  
 Inj. Vol.: Splitless (4 mm ID) (cat.# 20814)  
 Liner: 225 °C  
**Inj. Temp.:** 225 °C  
**Oven** 100 °C (hold 4 min) to 240 °C at 3 °C/min (hold 10 min)  
**Oven Temp.:** 100 °C (hold 4 min) to 240 °C at 3 °C/min (hold 10 min)  
**Carrier Gas** Hz, constant flow  
 Flow Rate: 1.2 mL/min  
**Detector** FID @ 250 °C

**Peaks**

1. C4:0 methyl butyrate
2. C6:0 methyl hexanoate
3. C8:0 methyl octanoate
4. C10:0 methyl decanoate
5. C11:0 methyl undecanoate
6. C12:0 methyl laurate
7. C13:0 methyl tridecanoate
8. C14:0 methyl myristate
9. C14:1 methyl myristoleate (*cis*-9)
10. C15:0 methyl pentadecanoate
11. C16:0 methyl palmitate
12. C16:1 methyl palmitoleate (*cis*-9)
13. C17:0 methyl heptadecanoate
14. C18:0 methyl stearate
15. C18:1 methyl elaidate (*trans*-9)
16. C18:1 methyl oleate (*cis*-9)
17. C18:2 methyl linolelaidate (*trans*-9,12)
18. C18:2 methyl linoleate (*cis*-9,12)
19. C20:0 methyl arachidate
20. C20:1 methyl eicosenoate (*cis*-11)
21. C18:3 methyl linolenate (*cis*-9,12,15)
22. C22:0 methyl behenate
23. C22:1 methyl erucate (*cis*-13)
24. C23:0 methyl tricosanoate
25. C24:0 methyl lignocerate
26. C20:5 methyl eicosapentaenoate (*cis*-5,8,11,14,17)
27. C24:1 methyl nervonate (*cis*-15)
28. C22:6 methyl docosahexaenoate (*cis*-4,7,10,13,16,19)

## Rtx®-Wax Structure



## similar phases

DB-Wax, CP Wax 52 CB, ZB-Wax

## Rtx®-Wax Columns (fused silica)

(polar phase; Crossbond® polyethylene glycol)

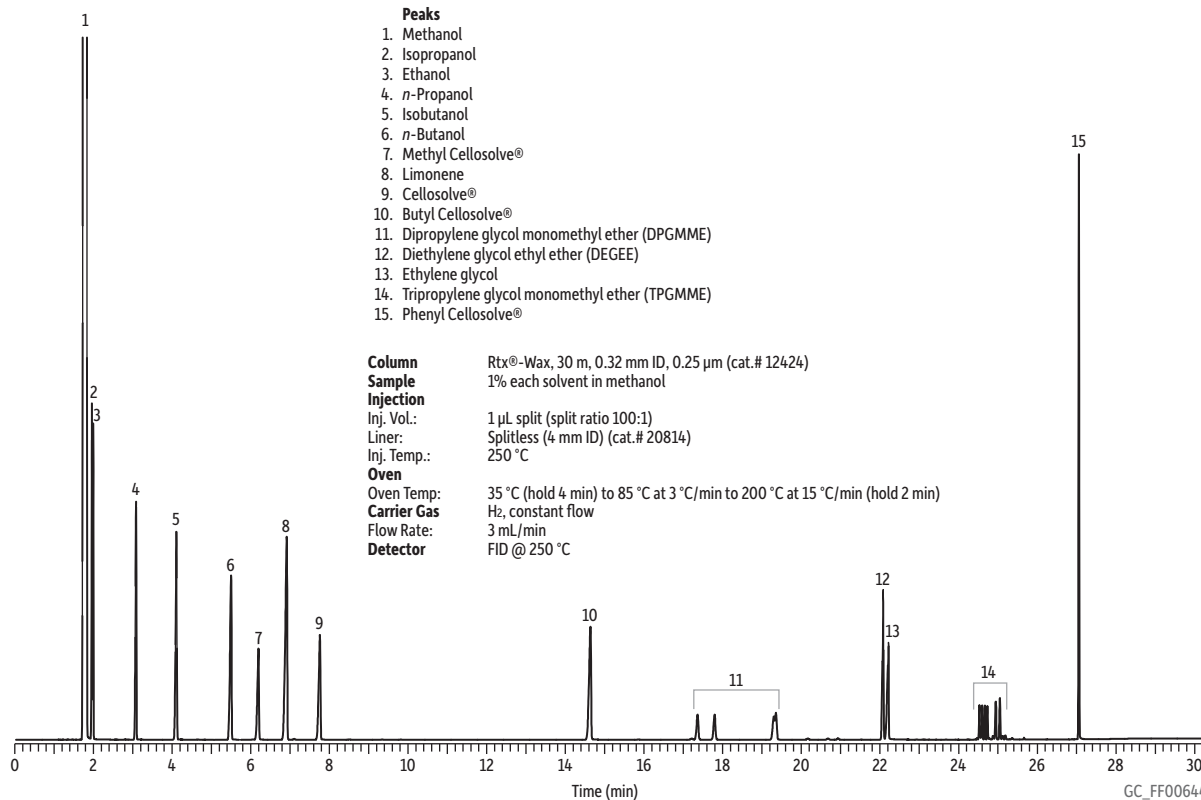
- Best polyethylene glycol (PEG) phase for alkenols, glycols, and aldehydes.
- Temperature range: 20 °C to 250 °C.
- Equivalent to USP G14, G15, G16, G20, G39 phases.

Rtx®-Wax columns are the most inert and efficient PEG columns currently available. The extended operating temperature range allows analysis of compounds having a wide volatility range, and ensures low bleed at temperatures as high as 250 °C. Selectivity is comparable to other Carbowax® columns for compounds of intermediate to high polarity.

ID	df	temp. limits*	15-Meter	30-Meter	60-Meter
0.25 mm	0.25 µm	20 to 250 °C	12420	12423	12426
	0.50 µm	20 to 250 °C	12435	12438	12441
0.32 mm	0.25 µm	20 to 250 °C	12421	12424	12427
	0.50 µm	20 to 250 °C	12436	12439	12442
	1.00 µm	20 to 240/250 °C	12451	12454	12457
0.53 mm	0.25 µm	20 to 250 °C	12422	12425	
	0.50 µm	20 to 250 °C	12437	12440	12443
	1.00 µm	20 to 240/250 °C	12452	12455	12458

\*Maximum temperatures listed are for 15- and 30-meter lengths. Longer lengths may have a slightly reduced maximum temperature.

## Cleaning Solvents on Rtx®-Wax



**Stabilwax® Columns** (fused silica)

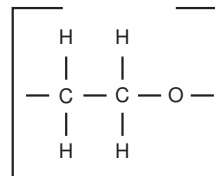
(polar phase; Crossbond® polyethylene glycol)

- Most stable polyethylene glycol (PEG) column available.
- Rugged enough to withstand repeated water injections.
- Lowest-bleed PEG column on the market; long column lifetimes.
- Temperature range: 40 °C to 260 °C.
- Equivalent to USP G14, G15, G16, G20, and G39 phases.

Restek's polar-deactivated surface tightly binds the Carbowax® polymer and increases thermal stability, relative to competitive columns. Because of the increased stability produced by the bonding process, Stabilwax® columns exhibit long column lifetimes, even when programming repeatedly up to 260 °C. The bonding mechanism of the column also produces polar compound retention times that do not shift, as is often observed on other wax-type columns. In addition, this bonding mechanism produces a column that can be rejuvenated by solvent washing. Stabilwax® columns are used for a wide range of compounds and matrices including: FAMES, flavor compounds, essential oils, solvents, aromatics (including xylene isomers), acrolein/acrylonitrile (EPA 603), and oxygenated compounds. Also used for purity testing of chemicals and analyzing impurities in water matrices and alcoholic beverages.

ID	df	temp. limits	15-Meter	30-Meter	60-Meter
0.25 mm	0.10 µm	40 to 250/260 °C	10605	10608	10611
	0.25 µm	40 to 250/260 °C	10620	10623	10626
	0.50 µm	40 to 250/260 °C	10635	10638	10641
0.32 mm	0.25 µm	40 to 250/260 °C	10621	10624	10627
	0.50 µm	40 to 250/260 °C	10636	10639	10642
	1.00 µm	40 to 240/250 °C	10651	10654	10657
0.53 mm	0.25 µm	40 to 250/260 °C	10622	10625	10628
	0.50 µm	40 to 250/260 °C	10637	10640	10643
	1.00 µm	40 to 240/250 °C	10652	10655	10658
	1.50 µm	40 to 230/240 °C	10666	10669	10672
	2.00 µm	40 to 220/230 °C	10667	10670	

ID	df	temp. limits	10-Meter	20-Meter
0.15 mm	0.15 µm	40 to 250/260 °C	43830	43831
0.18 mm	0.18 µm	40 to 250 °C		40602

**Stabilwax® Structure****similar phases**

HP-INNOWax, CP Wax 52 CB, VF-WAX MS, ZB-WAXplus

**Six columns for the price of five!**

Call 800-356-1688, ext. 4, or your Restek representative for details!

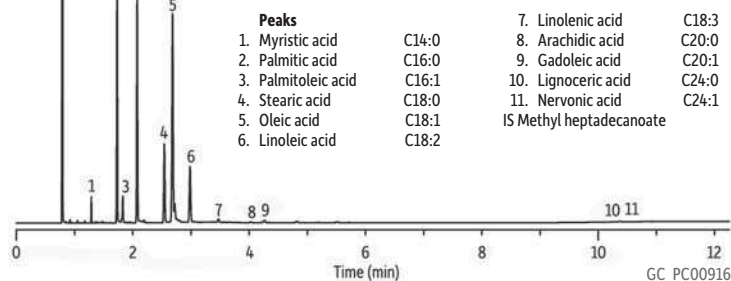
**also available****Metal MXT® Columns**

Rugged, flexible, Siltek®-treated stainless steel tubing; inertness comparable to fused silica tubing.

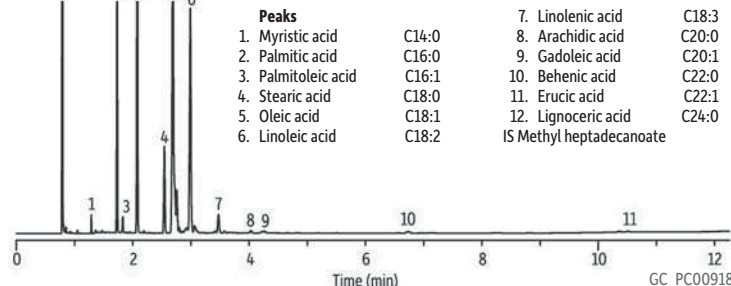
MXT®-WAX columns .....page 96

**FAMES in Biodiesel Oils on Stabilwax®**

Tallow FAMES in Biodiesel Oils on Stabilwax®



Yellow Grease FAMES in Biodiesel Oils on Stabilwax®

**Column Sample**

Stabilwax®, 30 m, 0.32 mm ID, 0.25 µm (cat.# 10624)  
Various sources of biodiesel (B100), prepared according to European Method EN 14103

**Injection**

Inj. Vol.: 1.0 µL split (split ratio 100:1)  
Liner: Cycloplitter® (cat.# 20706)  
Inj. Temp.: 250 °C

**Oven**

Oven Temp: 210 °C (hold 5 min) to 230 °C at 20 °C/min (hold 5 min)

**Carrier Gas**

H<sub>2</sub>, constant flow

**Flow Rate:**

3 mL/min

**Linear Velocity:**

60 cm/sec

**Detector**

FID @ 250 °C

See page 656 for Soy FAMES and Rapeseed FAMES analysis.



## Restek GCxGC Columns: Your One Source for 2D Gas Chromatography

### Why Use GCxGC?

GCxGC is a powerful multidimensional GC technique that combines two independent separations to accurately analyze highly complex samples. GCxGC involves two columns with differing stationary phase selectivity (orthogonal) that are press-fitted together in series and separated by a modulator. The first (primary) column performs an initial separation, and its effluent is continually focused and “injected” in defined cycles by the modulator onto the second (secondary) column, where another separation occurs. By choosing a secondary column that is orthogonal (has different selectivity) to the primary column, it is possible to separate and identify analytes that cannot be separated by the primary column. And, by keeping the secondary column very short, it is possible to maintain the separation produced by the primary column. Results generated through a series of high-speed chromatograms are plotted as a contour plot, sometimes known as a retention plane (Figure 1).

So, why use GCxGC? Because comprehensive two-dimensional gas chromatography allows you to perform separations that are simply not possible using standard one-dimensional chromatography!

### Why Use Restek GCxGC Columns?

- Wide range of stationary phases offers orthogonal separations.
- High thermal stability increases system ruggedness.
- Unrivaled column inertness for accurate analysis of active compounds.
- 0.15, 0.18, and 0.25 mm ID formats accommodate varying sample capacities, speeds, and detectors.
- Secondary columns come in convenient 2 m lengths for economical methods development.


Restek has been performing comprehensive two-dimensional gas chromatography since its commercial inception. Our Innovations lab boasts multiple instruments dedicated to GCxGC applications, and we are continually exploring new application areas—including environmental, food safety, petroleum, forensics, fragrance, natural products, tobacco, metabolomics, and dietary supplements.

Restek's GCxGC secondary columns can be matched with any Restek Rtx® or Rxi® primary column to create the perfect orthogonal separation for your application. See our combination guide below for help choosing your GCxGC columns. We also offer a range of complementary GC accessories—including Sky® inlet liners, the Restek Electronic Leak Detector, and Press-Tight® connectors—to boost your success with GCxGC.

### Restek GCxGC Column Combination Guide

To achieve ideal results in a GCxGC analysis, it is imperative that your primary and secondary columns feature orthogonal phases capable of producing differing separations. Use the chart below to find the perfect combination of Restek columns to maximize the effectiveness of your GCxGC system.

Application Area	Primary Column		Secondary Column	
	Phase	Selectivity	Phase	Selectivity
Petrochemical	Rxi®-1ms	Nonpolar	Rxi®-17Sil MS	Midpolar, aromatic selective
Petrochemical	Rxi®-5Sil MS	Nonpolar	Rxi®-17Sil MS	Midpolar, aromatic selective
PAHs, environmental	Rxi®-17Sil MS	Midpolar, aromatic selective	Rxi®-1ms	Nonpolar
PAHs, environmental	Rxi®-17Sil MS	Midpolar, aromatic selective	Rxi®-5Sil MS	Nonpolar
PCBs, PBDEs, PAHs, environmental	Rxi®-XLB	Nonpolar	Rxi®-17Sil MS	Midpolar, aromatic selective
Mono-ortho, coplanar PCBs	Rxi®-1ms	Nonpolar	Rxi®-XLB	Planar selective
Mono-ortho, coplanar PCBs	Rxi®-5Sil MS	Nonpolar	Rxi®-XLB	Planar selective
Pesticides, nitroaromatics, halogenated compounds	Rxi®-1ms	Nonpolar	Rtx®-200	Midpolar, electronegative selectivity
Pesticides, nitroaromatics, halogenated compounds	Rxi®-5Sil MS	Nonpolar	Rtx®-200	Midpolar, electronegative selectivity
Pesticides, nitroaromatics, halogenated compounds	Rxi®-XLB	Nonpolar	Rtx®-200	Midpolar, electronegative selectivity
Flavors, fragrances	Rxi®-1ms	Nonpolar	Stabilwax®	Polar
Flavors, fragrances	Rxi®-5Sil MS	Nonpolar	Stabilwax®	Polar
Flavors, fragrances	Stabilwax®	Polar	Rxi®-1ms	Nonpolar
Flavors, fragrances	Stabilwax®	Polar	Rxi®-5Sil MS	Nonpolar



### free literature

#### GCxGC Columns: Your One Source for 2D Gas Chromatography

Download your free copy from [www.restek.com](http://www.restek.com)

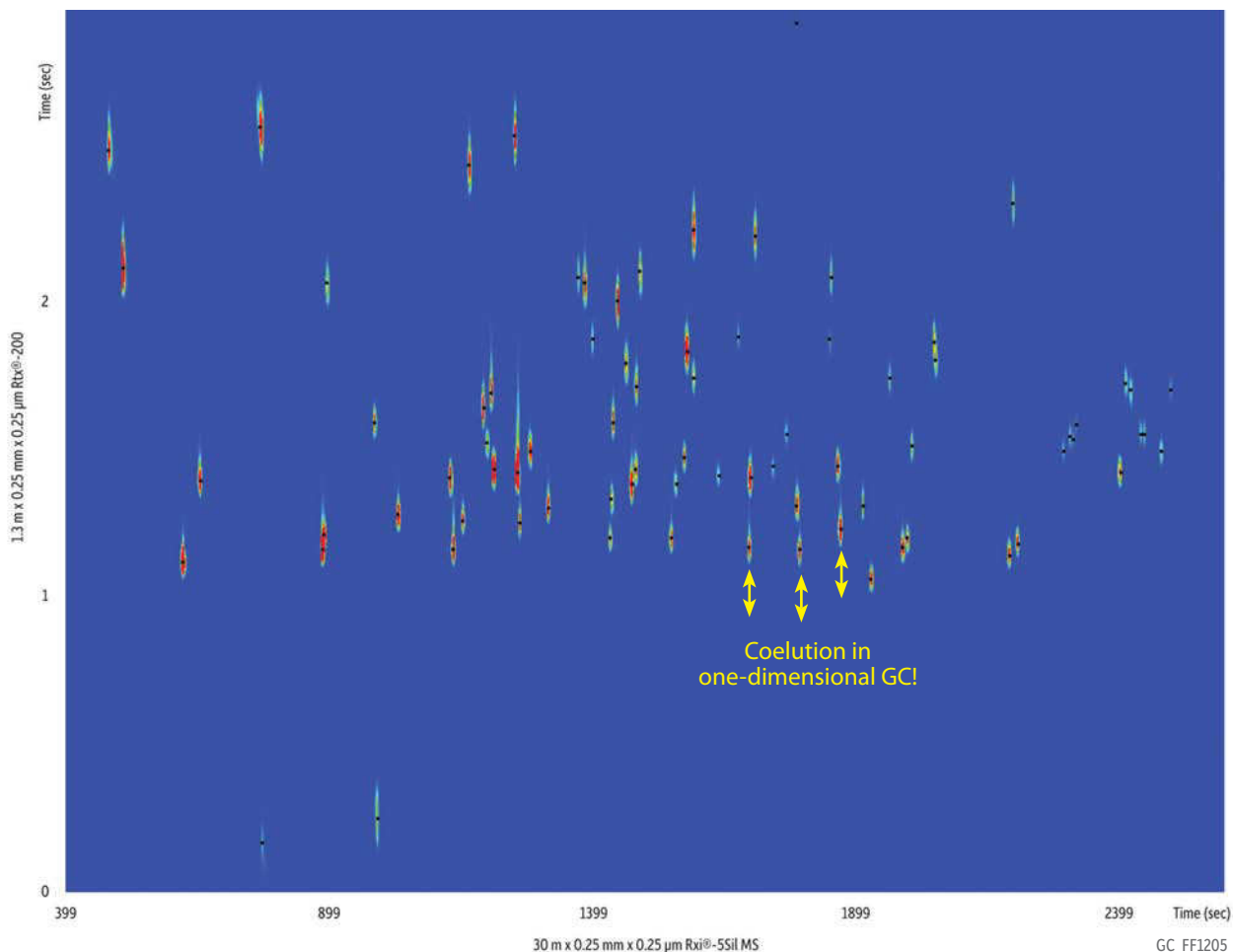
lit. cat.# GNB1585-UNV



To order Restek GCxGC columns and accessories, see [page 52](#).

To get additional assistance in choosing a column pair, visit [www.restek.com/gcxcg](http://www.restek.com/gcxcg)

**Figure 1:** In a contour plot like this one showing clear determination of over 80 pesticides in marijuana, the x-axis represents the primary column retention time and the y-axis represents the secondary column retention time. Peaks aligned along the y-axis would coelute in one-dimensional GC, which is especially problematic if they cannot then be separated by MS.



**Column:** Rxi®-5Sil MS 30 m, 0.25 mm ID, 0.25 µm (cat.# 13623); Rtx®-200 1.3 m, 0.25 mm ID, 0.25 µm (cat.# 15020); **Sample:** Diluent: Toluene; **Injection:** Inj. Vol.: 1 µL splitless (hold 1 min); **Liner:** Sky® 4 mm single taper w/wool (cat.# 23303.1); **Inj. Temp.:** 250 °C; **Purge Flow:** 40 mL/min; **Oven:** Oven Temp: Rxi®-5Sil MS: 80 °C (hold 1 min) to 310 °C at 5 °C/min; Rtx®-200: 85 °C (hold 1 min) to 315 °C at 5 °C/min; **Carrier Gas:** He, corrected constant flow (2 mL/min); **Modulation:** Modulator Temp. Offset: 20 °C; Second Dimension Separation Time: 3 sec; Hot Pulse Time: 0.9 sec; Cool Time between Stages: 0.6 sec; **Detector:** TOFMS; Transfer Line Temp.: 290 °C; **Analyzer Type:** TOF; **Source Temp.:** 225 °C; **Electron Energy:** 70 eV; **Mass Defect:** -20 mu/100 u; **Solvent Delay Time:** 5 min; **Tune Type:** PFTBA; **Ionization Mode:** EI; **Acquisition Range:** 45-550 amu; **Spectral Acquisition Rate:** 100 spectra/sec; **Instrument:** LECO Pegasus 4D GCxGC-TOFMS; **Notes:** Rtx®-200 (cat.# 15020) is a 15 m column. A 1.3 m section was used as the second dimension column.

For a peak list, visit [www.restek.com](http://www.restek.com) and enter chromatogram GC\_FF1205 in the search function.

## ChromaBLOGraphy

Check out the Restek blog for the most current topics in GCxGC.

[blog.restek.com](http://blog.restek.com)

To choose the perfect primary/secondary column combination for your application, use our guide on page 50!



To choose the perfect primary/secondary column combination for your application, use our guide on page 50!



- Each kit includes one Rxi®-1ms, Rxi®-5Sil MS, Rxi®-17Sil MS, Rtx®-200, Rxi®-XLB, and Stabilwax® column.
- Comprehensive kit simplifies column selection for method developers and frequent GCxGC users alike.
- Included Press-Tight® connectors offer a reliable, hassle-free installation.

### Primary GCxGC Columns (In order of increasing polarity)

Phase	Length	ID	df	temp. limits	cat.#
Rxi-1ms	30 m	0.25 mm	0.25 µm	-60 to 330/350 °C	13323
Rxi-5Sil MS	30 m	0.25 mm	0.25 µm	-60 to 320/350 °C	13623
Rxi-XLB	30 m	0.25 mm	0.25 µm	30 to 340/360 °C	13723
Rxi-17Sil MS	30 m	0.25 mm	0.25 µm	40 to 340/360 °C	14123
Rtx-200	30 m	0.25 mm	0.25 µm	-20 to 320/340 °C	15023
Stabilwax	30 m	0.25 mm	0.25 µm	40 to 250/260 °C	10623

### Secondary GCxGC Columns (In order of increasing polarity)

Phase	Length	ID	df	temp. limits	cat.#
Rxi-1ms	2 m	0.15 mm	0.15 µm	-60 to 330/350 °C	15114
	2 m	0.18 mm	0.18 µm	-60 to 330/350 °C	15120
	2 m	0.25 mm	0.25 µm	-60 to 330/350 °C	15127
Rxi-5Sil MS	2 m	0.15 mm	0.15 µm	-60 to 330/350 °C	15113
	2 m	0.18 mm	0.18 µm	-60 to 330/350 °C	15119
	2 m	0.25 mm	0.25 µm	-60 to 330/350 °C	15126
Rxi-XLB	2 m	0.15 mm	0.15 µm	30 to 340/360 °C	15115
	2 m	0.18 mm	0.18 µm	30 to 340/360 °C	15121
	2 m	0.25 mm	0.25 µm	30 to 340/360 °C	15128
Rxi-17Sil MS	2 m	0.15 mm	0.15 µm	40 to 340/360 °C	15110
	2 m	0.18 mm	0.18 µm	40 to 340/360 °C	15116
	2 m	0.25 mm	0.25 µm	40 to 340/360 °C	15123
Rtx-200	2 m	0.15 mm	0.15 µm	-20 to 320/340 °C	15111
	2 m	0.18 mm	0.18 µm	-20 to 320/340 °C	15117
	2 m	0.25 mm	0.25 µm	-20 to 320/340 °C	15124
Stabilwax	2 m	0.15 mm	0.15 µm	40 to 250/260 °C	15112
	2 m	0.18 mm	0.18 µm	40 to 250/260 °C	15118
	2 m	0.25 mm	0.25 µm	40 to 250/260 °C	15125

### GCxGC Secondary Column Selectivity Kits

Description	qty.	cat.#
GCxGC (0.15 mm) Selectivity Kit	kit	15129
<b>Includes (each product also available separately)</b>		
Rxi-1ms	2 m x 0.15 mm x 0.15 µm	ea. 15114
Rxi-5Sil MS	2 m x 0.15 mm x 0.15 µm	ea. 15113
Rxi-XLB	2 m x 0.15 mm x 0.15 µm	ea. 15115
Rxi-17Sil MS	2 m x 0.15 mm x 0.15 µm	ea. 15110
Rtx-200	2 m x 0.15 mm x 0.15 µm	ea. 15111
Stabilwax	2 m x 0.15 mm x 0.15 µm	ea. 15112
Universal Press-Tight Connectors	Deactivated	5-pk. 20429
<b>Description</b>		
GCxGC (0.18 mm) Selectivity Kit	kit	15130
<b>Includes (each product also available separately)</b>		
Rxi-1ms	2 m x 0.18 mm x 0.18 µm	ea. 15120
Rxi-5Sil MS	2 m x 0.18 mm x 0.18 µm	ea. 15119
Rxi-XLB	2 m x 0.18 mm x 0.18 µm	ea. 15121
Rxi-17Sil MS	2 m x 0.18 mm x 0.18 µm	ea. 15116
Rtx-200	2 m x 0.18 mm x 0.18 µm	ea. 15117
Stabilwax	2 m x 0.18 mm x 0.18 µm	ea. 15118
Universal Press-Tight Connectors	Deactivated	5-pk. 20429
<b>Description</b>		
GCxGC (0.25 mm) Selectivity Kit	kit	15131
<b>Includes (each product also available separately)</b>		
Rxi-1ms	2 m x 0.25 mm x 0.25 µm	ea. 15127
Rxi-5Sil MS	2 m x 0.25 mm x 0.25 µm	ea. 15126
Rxi-XLB	2 m x 0.25 mm x 0.25 µm	ea. 15128
Rxi-17Sil MS	2 m x 0.25 mm x 0.25 µm	ea. 15123
Rtx-200	2 m x 0.25 mm x 0.25 µm	ea. 15124
Stabilwax	2 m x 0.25 mm x 0.25 µm	ea. 15125
Universal Press-Tight Connectors	Deactivated	5-pk. 20429

## Shorten Analysis Time and Boost Productivity With Restek Fast GC Columns

The math is simple: The less time it takes to perform each analysis, the more samples your laboratory can process. The easiest way to reduce analysis time while still maintaining resolution of critical compounds is to use hydrogen as your carrier gas. If hydrogen is not an option, or if you already use it and want to go even faster, turn to the higher resolving power of smaller-bore capillary columns from Restek.

As column ID decreases, column efficiency (i.e., plates/meter) increases, allowing you to achieve the same, or even better, resolution using a shorter length—and significantly less time. Whether you are currently using 0.25 or 0.53 mm ID columns, you can shorten analysis times as much as twofold by switching to Restek 0.15 mm ID fast GC columns. These high-efficiency columns speed up separations on your existing GC or GC-MS instrumentation—while maintaining resolution and meeting method criteria—so you can make more runs per shift with the same exceptional accuracy you've come to expect from Restek.

### Fast GC 0.15 mm ID Columns

- Increase productivity up to 2x without sacrificing resolution.
- Compatible with your existing GC setup.
- Low bleed for maximum sensitivity and accurate GC-MS analyses.
- Thick films (up to 2 µm) eliminate loadability issues.
- OD similar to 0.25 mm columns for easy installation.
- Excellent as secondary columns for GCxGC.
- Available in a variety of stationary phases.

### Rxi®-1ms Columns for Fast GC (fused silica)

(nonpolar phase; Crossbond® dimethyl polysiloxane)

ID	df	temp. limits	10-Meter	20-Meter
0.15 mm	0.15 µm	-60 to 330/350 °C	43800	43801
	2.0 µm	-60 to 330/350 °C		43802

### Rxi®-5Sil MS Columns for Fast GC (fused silica)

(low polarity phase; Crossbond® 1,4-bis(dimethylsiloxy)phenylene dimethyl polysiloxane)

ID	df	temp. limits	10-Meter	20-Meter
0.15 mm	0.15 µm	-60 to 320/350 °C	43815	43816
	2.0 µm	-60 to 320/350 °C		43817

### Rxi®-17Sil MS Columns for Fast GC (fused silica)

(midpolarity Crossbond® phase)

ID	df	temp. limits	10-Meter	20-Meter
0.15 mm	0.15 µm	40 to 340/360 °C	43820	43821

### Rtx®-200 Columns for Fast GC (fused silica)

(midpolarity phase; Crossbond® trifluoropropylmethyl polysiloxane)

ID	df	temp. limits	10-Meter	20-Meter
0.15 mm	0.15 µm	-20 to 320/340 °C	43835	43836

### Stabilwax® Columns for Fast GC (fused silica)

(polar phase; Crossbond® polyethylene glycol)

ID	df	temp. limits	10-Meter	20-Meter
0.15 mm	0.15 µm	40 to 250/260 °C	43830	43831

## tech tip

Use a 20 m fast GC column in place of a standard 30 m column; a 10 m in place of a 15 m; and a 40 m in place of a 60 m.

### How to Get the Same Chromatogram With a Fast GC Column

For over 20 years, 0.15 mm ID columns have been proven to work in virtually any application field. When switching to a smaller-ID and shorter-length column, there are several things you must do in order for your new, faster method to give you the same chromatogram (i.e., separations) as your old method:

- 1) Choose a column with the same phase ratio.
- 2) Adapt the temperature program so that the analyte elution temperatures are the same.
- 3) Adjust the linear velocity. (For a good starting point, see your column's certificate of analysis.)

Following these guidelines will help ensure that you achieve similar chromatography (i.e., identical elution order and resolution)—in a fraction of the time.

# Application-Specific Columns

Clinical, Forensic & Toxicology.....	55
Environmental .....	56–70
Foods, Flavors & Fragrances .....	71–74
Petroleum & Petrochemical .....	75–79
Pharmaceutical.....	80–83
Specially Deactivated.....	84–89



## Unique Column Chemistries for Application-Specific and Specially Deactivated Columns

Designed to help solve chromatographic challenges, these stationary phases are optimized for the best separations, accurate quantification, and shorter analysis times.

### Application-Specific Columns

- Clinical, Forensic, and Toxicology
- Environmental
- Foods, Flavors, and Fragrances
- Petroleum and Petrochemical
- Pharmaceutical

### Specially Deactivated Columns

Designed for specific classes of compounds.

- Acidic compound analysis.
- Basic compound analysis.
- Chiral analysis.



## Blood Alcohol Analysis

### Rtx®-BAC Plus 1/Rtx®-BAC Plus 2 Columns

- Optimized column selectivities guarantee resolution of ethanol, internal standards, and frequently encountered interferences.
- Robust and reproducible column chemistry ensures longer column lifetime and consistent results.
- 2 minute analysis time increases lab productivity.
- Stable to 260 °C

These application-specific columns for blood alcohol analysis baseline separate all critical compounds—including ethanol, methanol, acetone, *tert*-butanol, acetaldehyde, isopropanol, and *n*-propanol—in less than 2 minutes. Every Rtx®-BAC Plus 1 and Rtx®-BAC Plus 2 column is qualified with a test mix containing these important BAC target compounds to ensure reproducibility.

These columns baseline separate all blood alcohol compounds in blood, breath, or urine, in less than 2 minutes, under isothermal conditions. Isothermal analysis increases productivity by eliminating the need for oven cycling. Confirmation is easily achieved with this tandem set because there are two elution order changes between the columns.

#### Rtx®-BAC Plus 1 Columns (fused silica)

ID	df	temp. limits	30-Meter
0.32 mm	1.80 µm	-20 to 240/260 °C	18004
0.53 mm	3.00 µm	-20 to 240/260 °C	18005

#### Rtx®-BAC Plus 2 Columns (fused silica)

ID	df	temp. limits	30-Meter
0.32 mm	0.6 µm	-20 to 240/260 °C	18006
0.53 mm	1.0 µm	-20 to 240/260 °C	18007



### free literature

Rtx®-BAC Plus 1 and Rtx®-BAC Plus 2 Columns  
Advanced Technology for Fast, Reliable Measurement of Alcohol in Blood

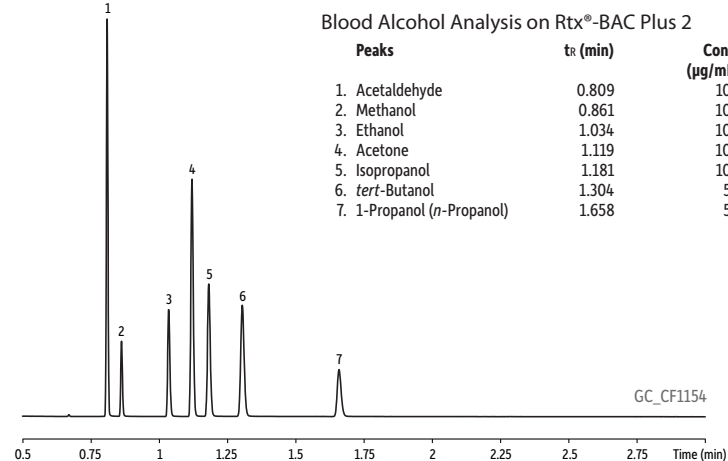
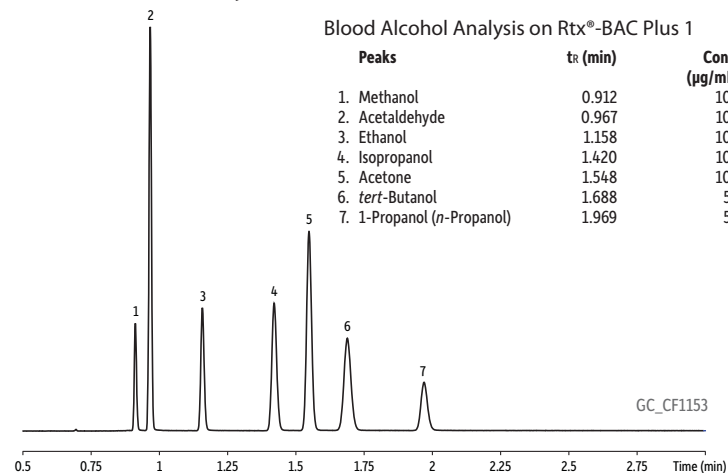
Download your free copy from

[www.restek.com](http://www.restek.com)

lit. cat.#  
CFBR1538-UNV



### Blood Alcohol Analysis on Rtx®-BAC Plus 1 and Rtx®-BAC Plus 2



**Columns** Rtx®-BAC Plus 1, 30 m, 0.32 mm ID, 1.8 µm (cat.# 18004)  
Rtx®-BAC Plus 2, 30 m, 0.32 mm ID, 0.6 µm (cat.# 18006)

**Sample** BAC resolution control standard n-P (cat.# 36010)  
BAC resolution control standard t-B (cat.# 36011)

**Diluent:** Water  
**Conc.:** 50 µL of each standard were diluted in 900 µL water in a 20 mL headspace vial.

**Injection** headspace-loop split (split ratio 50:1)  
**Liner:** 1 mm ID straight inlet liner (cat.# 20972)

**Headspace-Loop**  
**Inj. Port Temp.:** 200 °C  
**Instrument:** Tekmar HT3  
**Inj. Time:** 3 min  
**Transfer Line**  
**Temp.:** 125 °C  
**Valve Oven Temp.:** 125 °C

**Standby flow**  
**rate:** 50 mL/min  
**Sample Temp.:** 60 °C  
**Sample Equil.**  
**Time:** 5 min  
**Vial Pressure:** 30 psi  
**Pressurize Time:** 1 min  
**Loop Pressure:** 20 psi  
**Loop Fill Time:** 1 min

**Oven**  
**Oven Temp:** 40 °C (hold 3 min)  
**Carrier Gas** He, constant flow  
**Linear Velocity:** 80 cm/sec @ 40 °C

**Detector** FID @ 240 °C  
**Make-up Gas**  
**Flow Rate:** 30 mL/min  
**Make-up Gas**  
**Type:** N<sub>2</sub>  
**Instrument** Agilent/HP6890 GC  
**Notes** Headspace concentrator courtesy of Teledyne Tekmar, Mason, OH.

## Brominated Flame Retardants Analysis

### Rtx®-1614 Columns (fused silica)

(5% phenyl methyl)

- Optimized for PBDE analysis by EPA Method 1614.
- Short column option resolves BDE-209 3 times faster with less thermal breakdown.
- Unique deactivation gives higher BDE-209 response, compared to DB-5HT columns, for greater analytical sensitivity.
- Exceeds EPA Method 1614 resolution criteria for BDE-49 and BDE-71.

Table of Contents for  
**GC Chromatograms**

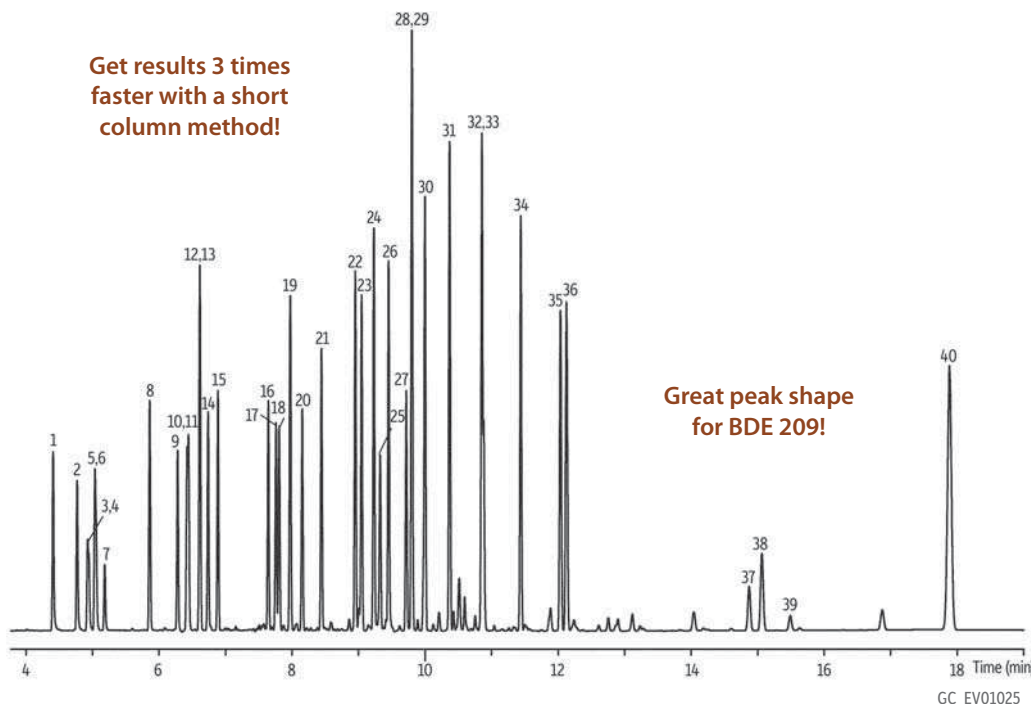
See **page 570**.



ID	df	temp. limits	15-Meter	30-Meter
0.25 mm	0.10 µm	-60 to 330/360 °C	10296	10295

### Brominated Flame Retardants on Rtx®-1614

Get results 3 times  
faster with a short  
column method!



#### Peaks

1. BDE-10
2. BDE-7
3. BDE-8
4. BDE-11
5. BDE-12
6. BDE-13
7. BDE-15
8. BDE-30
9. BDE-32
10. BDE-17
11. BDE-25
12. BDE-28
13. BDE-33
14. BDE-35
15. BDE-37
16. BDE-75
17. BDE-49
18. BDE-71
19. BDE-47
20. BDE-66
21. BDE-77
22. BDE-100
23. BDE-119
24. BDE-99
25. BDE-116
26. BDE-118
27. BDE-85
28. BDE-155
29. BDE-126
30. BDE-154
31. BDE-153
32. BDE-138
33. BDE-166
34. BDE-183
35. BDE-181
36. BDE-190
37. BDE-208
38. BDE-207
39. BDE-206
40. BDE-209

**Column** Rtx®-1614, 15 m, 0.25 mm ID, 0.10 µm (cat.# 10296)  
**Sample** 100 - 300 ppb PBDE PAR solution (#EO-5113, Cambridge Isotope Laboratories Inc.)  
 500 ppb decabromodiphenyl ether (#BDE-209, Wellington Laboratories)  
**Injection**  
 Inj. Vol.: 1 µL splitless (hold 1 min)  
 Liner: 4 mm cyclo double gooseneck (cat.# 20896)  
 Inj. Temp.: 340 °C  
**Oven**  
 Oven Temp: 120 °C (hold 1 min) to 275 °C at 15 °C/min to 300 °C at 5 °C/min (hold 5 min)  
**Carrier Gas** He, constant linear velocity  
 Linear Velocity: 60 cm/sec @ 120 °C  
**Detector** µ-ECD @ 345 °C

## Dioxin & Furan Analysis

### Rxi®-5Sil MS Columns (fused silica)

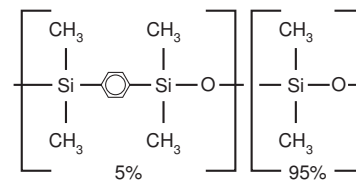
(low polarity phase; Crossbond® 1,4-bis(dimethylsiloxy)phenylene dimethyl polysiloxane)

- Engineered to be a low bleed GC-MS column.
- Excellent inertness for active compounds.
- Ideal for use in dual column confirmation of dioxin and furan.
- Temperature range: -60 °C to 350 °C.

The Rxi®-5Sil MS stationary phase incorporates phenyl groups in the polymer backbone. This improves thermal stability, reduces bleed, and makes the phase less prone to oxidation. Rxi®-5Sil MS columns are ideal for GC-MS applications requiring high sensitivity, including use in ion trap systems.

ID	df	temp. limits	30-Meter	60-Meter
0.18 mm	0.10 µm	-60 to 320/350 °C		43607
0.25 mm	0.25 µm	-60 to 320/350 °C	13623	

### Rxi®-5Sil MS Structure

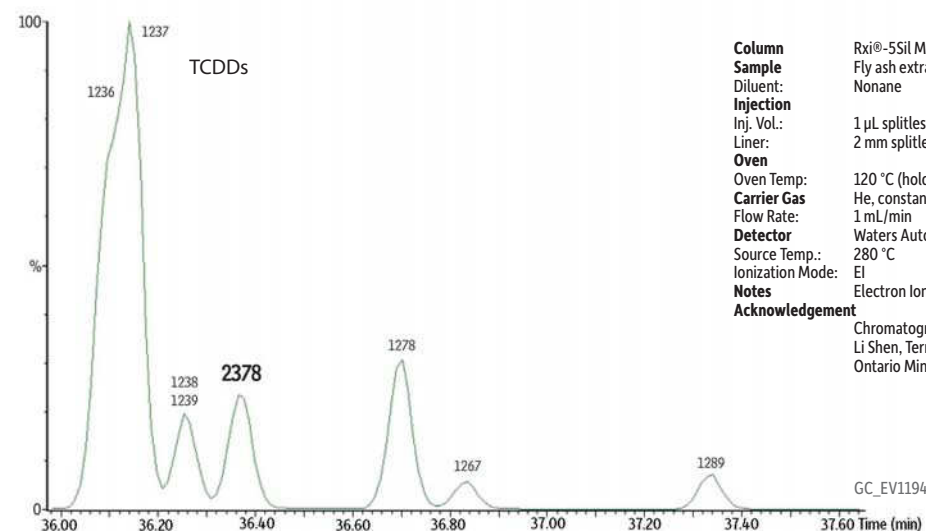


Similar to: (5%-phenyl)-methylpolysiloxane

### similar phases

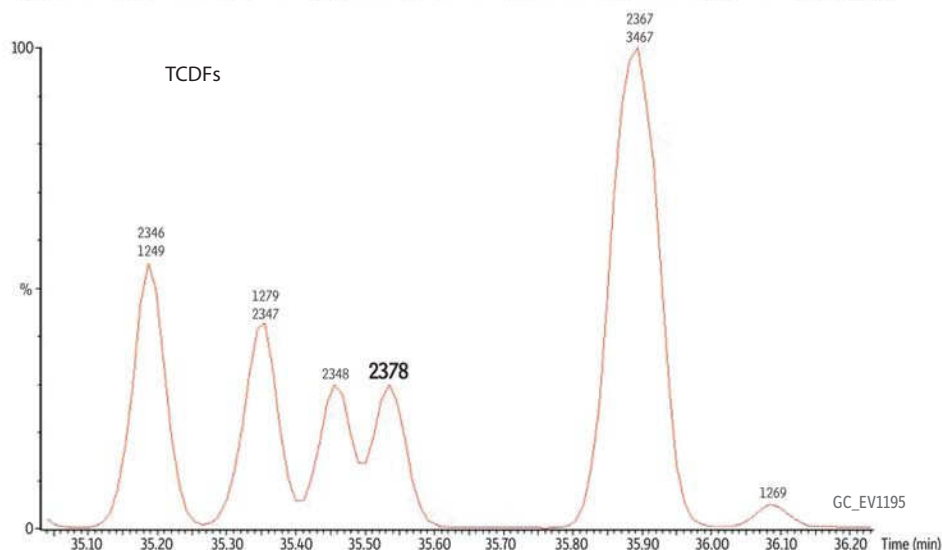
DB-5ms, DB-5msUI, VF-5ms, CP-Sil 8 CB, ZB-5msi, Rtx-5Sil MS

### Dioxins (TCDDs) and furans (TCDFs) in fly ash on an Rxi®-5Sil MS column



**Column** Rxi®-5Sil MS, 60 m, 0.18 mm ID, 0.10 µm (cat.#43607)  
**Sample** Fly ash extract  
**Diluent:** Nonane  
**Injection**  
 Inj. Vol.: 1 µL splitless  
 Liner: 2 mm splitless liner (cat.# 20712)  
**Oven**  
 Oven Temp: 120 °C (hold 1 min) to 160 °C at 10 °C/min to 300 °C at 2.5 °C/min  
**Carrier Gas** He, constant flow  
 Flow Rate: 1 mL/min  
**Detector** Waters AutoSpec Ultima Mass Spectrometer  
 Source Temp.: 280 °C  
 Ionization Mode: EI  
**Notes** Electron Ionization at 40eV  
**Acknowledgement**

Chromatogram courtesy of Karen MacPherson, Li Shen, Terry Kolic, and Eric Reiner at the Ontario Ministry of the Environment



## restek innovation!

Excellent for dioxins or furans.

“Using the Rtx®-Dioxin2 column allowed us to combine EPA 1613 TCDD-only and TCDF confirmation analyses onto one column and one instrument. This resulted in multiple benefits—we shortened run times, reduced instrument downtime and column changes, and increased instrument capacity for our full list samples.”

Owen Cosby

Supervisor, HRMS Services

Maxxam Analytics

## Dioxin &amp; Furan Analysis

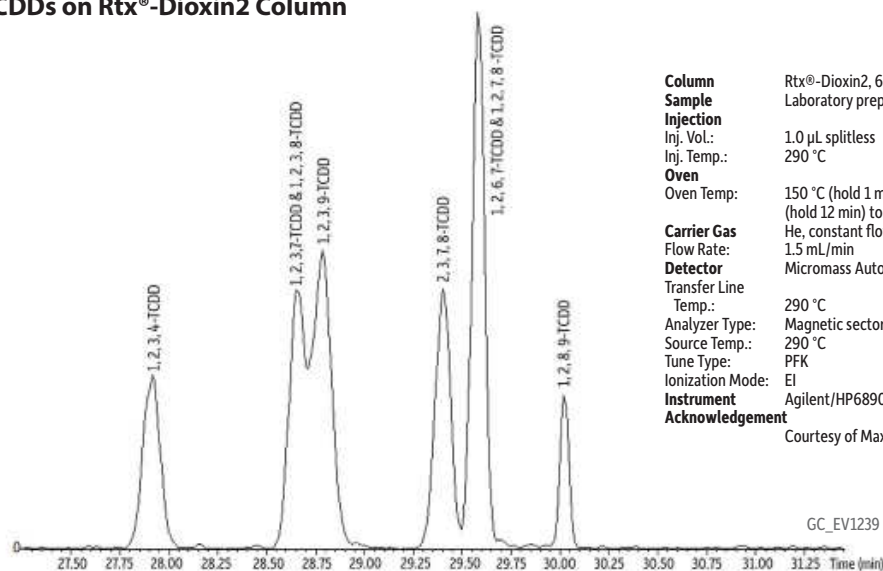
## Rtx®-Dioxin2 Columns (fused silica)

(proprietary Crossbond® phase)

- Isomer specificity for 2,3,7,8-TCDD and 2,3,7,8-TCDF achieved with one GC column.
- Thermally stable to 340 °C for longer lifetime.
- Unique selectivity for toxic dioxin and furan congeners allows use as a confirmation GC column.

ID	df	temp. limits	40-Meter	60-Meter
0.18 mm	0.18 µm	20°C to 320/340 °C	10759	
0.25 mm	0.25 µm	20°C to 320/340 °C		10758

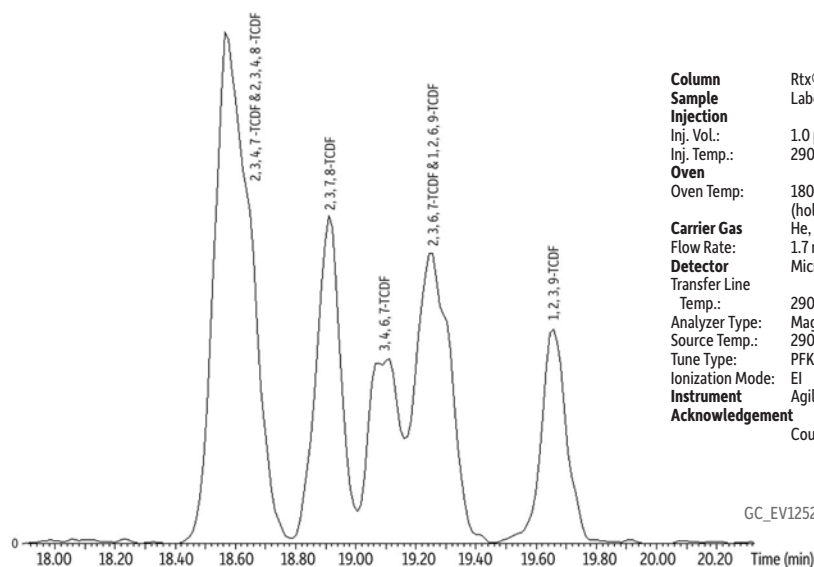
## TCDDs on Rtx®-Dioxin2 Column



**Column** Rtx®-Dioxin2, 60 m, 0.25 mm ID, 0.25 µm (cat.# 10758)  
**Sample** Laboratory prepared test mix  
**Injection**  
 Inj. Vol.: 1.0 µL splitless  
 Inj. Temp.: 290 °C  
**Oven**  
 Oven Temp.: 150 °C (hold 1 min) to 210 °C at 30 °C/min (hold 1 min) to 250 °C at 3 °C/min (hold 12 min) to 330 °C at 70 °C/min (hold 6 min)  
**Carrier Gas**  
 Flow Rate: He, constant flow  
 1.5 mL/min  
**Detector**  
 Transfer Line Micromass Autospec Ultima  
 Temp.: 290 °C  
 Analyzer Type: Magnetic sector  
 Source Temp.: 290 °C  
 Tune Type: PFK  
 Ionization Mode: EI  
**Instrument** Agilent/HP6890 GC  
**Acknowledgement** Courtesy of Maxxam Analytics (Ontario, Canada).

GC\_EV1239

## TCDFs on Rtx®-Dioxin2 Column



**Column** Rtx®-Dioxin2, 60 m, 0.25 mm ID, 0.25 µm (cat.# 10758)  
**Sample** Laboratory prepared test mix  
**Injection**  
 Inj. Vol.: 1.0 µL splitless  
 Inj. Temp.: 290 °C  
**Oven**  
 Oven Temp.: 180 °C (hold 1 min) to 235 °C at 45 °C/min (hold 1 min) to 250 °C at 3 °C/min (hold 15 min) to 300 °C at 50 °C/min (hold 1 min)  
**Carrier Gas**  
 Flow Rate: He, constant flow  
 1.7 mL/min  
**Detector**  
 Transfer Line Micromass Autospec Ultima  
 Temp.: 290 °C  
 Analyzer Type: Magnetic sector  
 Source Temp.: 290 °C  
 Tune Type: PFK  
 Ionization Mode: EI  
**Instrument** Agilent/HP6890 GC  
**Acknowledgement** Courtesy of Maxxam Analytics (Ontario, Canada).

GC\_EV1252

## PCB Congeners Analysis

### Rtx®-PCB Columns (fused silica)

(proprietary Crossbond® phase)

- Unique polymer for PCBs analysis by GC-ECD or GC-MS.
- Good results for other semivolatiles.
- Low polarity; inert to active compounds.
- Stable to 340 °C.

ID	df	temp. limits*	20-Meter	30-Meter	40-Meter	60-Meter
0.18 mm	0.18 µm	30 °C to 320 °C	41302		41303	41304
0.25 mm	0.25 µm	30 °C to 320/340 °C		13223		13226
0.32 mm	0.50 µm	30 °C to 320/340 °C		13239		

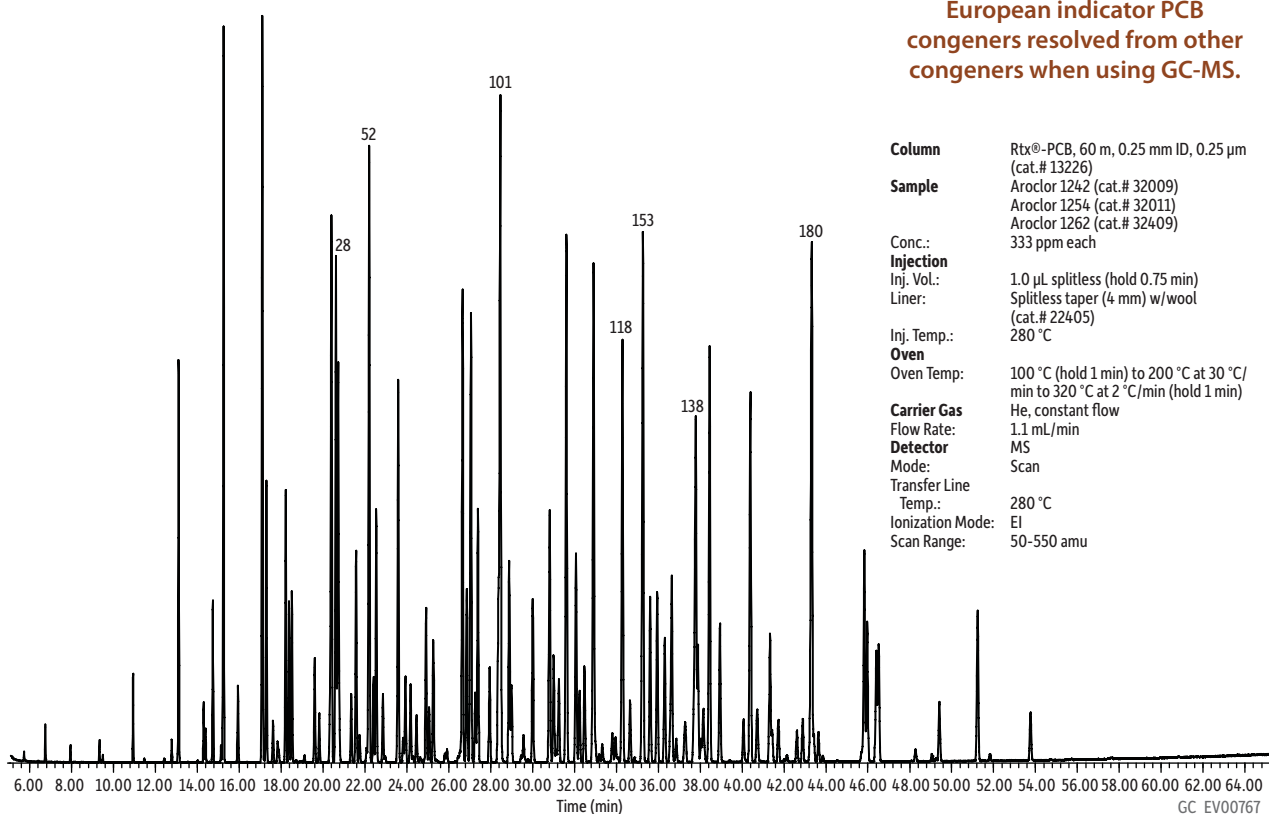
\*Maximum temperatures listed are for shorter length columns. Longer columns may have a different maximum temperature.

restek innovation!

### Aroclor PCBs on Rtx®-PCB

European indicator PCB congeners resolved from other congeners when using GC-MS.

**Column** Rtx®-PCB, 60 m, 0.25 mm ID, 0.25 µm (cat.# 13226)  
**Sample** Aroclor 1242 (cat.# 32009)  
 Aroclor 1254 (cat.# 32011)  
 Aroclor 1262 (cat.# 32409)  
 Conc.: 333 ppm each  
**Injection**  
 Inj. Vol.: 1.0 µL splitless (hold 0.75 min)  
 Liner: Splitless taper (4 mm) w/wool (cat.# 22405)  
 Inj. Temp.: 280 °C  
**Oven**  
 Oven Temp: 100 °C (hold 1 min) to 200 °C at 30 °C/min to 320 °C at 2 °C/min (hold 1 min)  
**Carrier Gas**  
 Flow Rate: 1.1 mL/min  
**Detector**  
 Mode: Scan  
 Transfer Line Temp.: 280 °C  
 Ionization Mode: EI  
 Scan Range: 50-550 amu



Peaks identified with PCB congener numbers.



## similar phases

DB-XLB, VF-Xms, MR1, ZB-XLB

## PCB Congeners Analysis

**Rxi®-XLB Columns** (fused silica)

(low polarity proprietary phase)

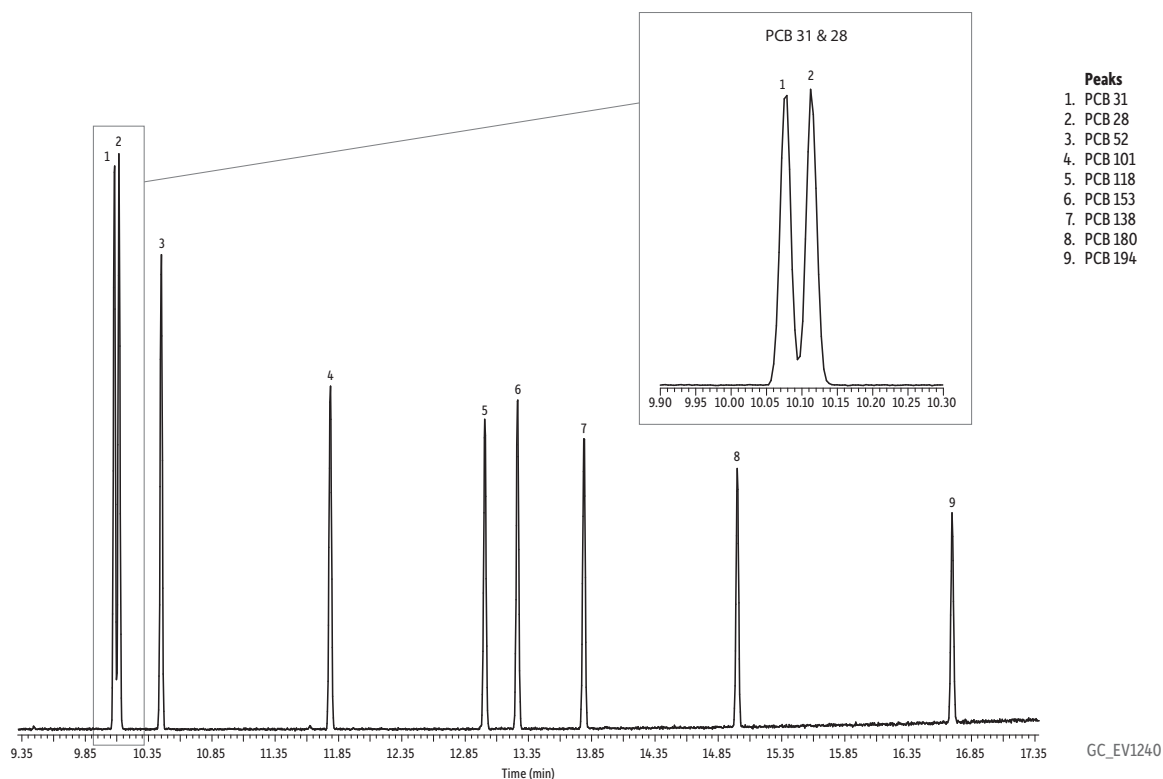
- General-purpose columns exhibiting extremely low bleed. Ideal for many GC-MS applications, including pesticides, PCB congeners (e.g., Aroclor mixes), PAHs.
- Unique selectivity.
- Temperature range: 30 °C to 360 °C.

ID	df	temp. limits*	15-Meter	30-Meter	60-Meter
0.25 mm	0.10 µm	30 to 340/360 °C	13705	13708	
	0.25 µm	30 to 340/360 °C	13720	13723	13726
	0.50 µm	30 to 340/360 °C		13738	
	1.00 µm	30 to 340/360 °C		13753	
0.32 mm	0.25 µm	30 to 340/360 °C		13724	13727
	0.50 µm	30 to 340/360 °C		13739	
	1.00 µm	30 to 340/360 °C		13754	
0.53 mm	0.50 µm	30 to 320/360 °C		13740	
	1.50 µm	30 to 320/340 °C	13767	13770	

ID	df	temp. limits	20-Meter
0.18 mm	0.18 µm	30 to 340/360 °C	43702

\*Maximum temperatures listed are for shorter length columns. Longer columns may have a different maximum temperature.

## EU PCB Congeners on Rxi®-XLB



**Column** Rxi®-XLB, 30 m, 0.25 mm ID, 0.25 µm (cat.# 13723)  
**Sample** PCB congener standard #2 (cat.# 32294)  
 PCB 31 (cat.# custom)

**Diluent:** Dichloromethane  
**Conc.:** 3.5 ppm

**Injection**  
**Inj. Vol.:** 0.5 µL splitless (hold 1.75 min)  
**Liner:** 2.0 mm ID straight inlet liner w/wool (cat.# 21718)  
**Inj. Temp.:** 300 °C  
**Purge Flow:** 50 mL/min

**Oven**  
**Oven Temp.:** 40 °C (hold 2 min) to 240 °C at 30 °C/min (hold 2 min) to 340 °C at 10 °C/min (hold 5 min)

**Carrier Gas** He, constant flow  
**Flow Rate:** 1 mL/min  
**Detector** MS  
**Mode:** Scan  
**Transfer Line**  
**Temp.:** 300 °C  
**Analyzer Type:** Quadrupole  
**Source Temp.:** 280 °C  
**Electron Energy:** 70 eV  
**Ionization Mode:** EI  
**Scan Range:** 45-550 amu  
**Scan Rate:** 5 scans/sec  
**Instrument** PE Clarus 500 GC & Clarus 500 MS

GC\_EV1240

## Pesticides Analysis (Organophosphorus)

### Rtx®-OPPesticides/Rtx®-OPPesticides2

- Application-specific columns for organophosphorus pesticides; best column combination for U.S. EPA Method 8141A.
- Low bleed—ideal for GC-FPD, GC-NPD, or GC-MS analyses.
- Stable to 330 °C.

Using sophisticated computer modeling software, we created two stationary phases for separating the 53 organophosphorus pesticides (OPP) listed in EPA Method 8141A. Separation is improved and analysis time is significantly reduced compared to other columns. The extended upper temperature limit of these phases (330 °C) allows analysts to bake out high molecular weight contamination typically associated with pesticide samples. The low-bleed columns are a perfect match for sensitive detection systems.

### Rtx®-OPPesticides Columns (fused silica)

(proprietary Crossbond® phases)

ID	df	temp. limits	30-Meter
0.32 mm	0.50 µm	-20 to 310/330 °C	11239
0.53 mm	0.83 µm	-20 to 310/330 °C	11240

### Rtx®-OPPesticides2 Columns (fused silica)

(proprietary Crossbond® phases)

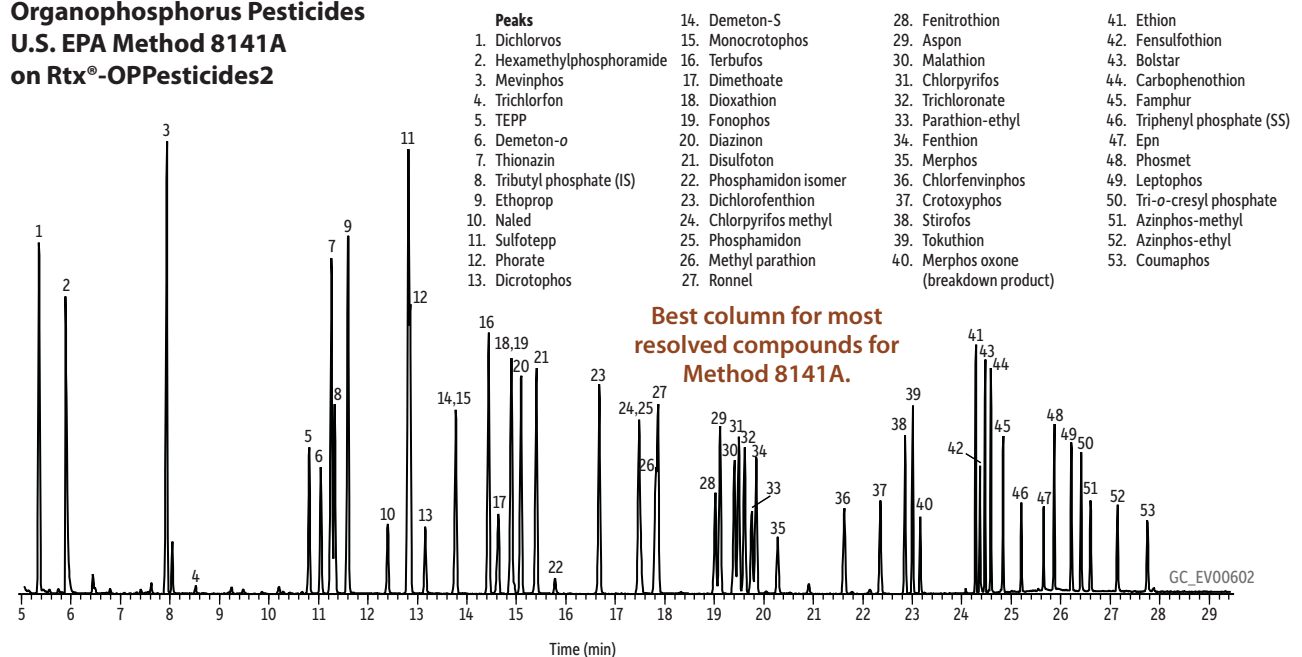
ID	df	temp. limits	20-Meter	30-Meter
0.18 mm	0.20 µm	-20 to 310/330 °C	11244	
0.25 mm	0.25 µm	-20 to 310/330 °C		11243
0.32 mm	0.32 µm	-20 to 310/330 °C		11241
0.53 mm	0.50 µm	-20 to 300/330 °C		11242



### restek innovation!

- Better separations
- Faster analyses

### Organophosphorus Pesticides U.S. EPA Method 8141A on Rtx®-OPPesticides2



**Column** Rtx®-OPPesticides2, 30 m, 0.25 mm ID, 0.25 µm (cat.# 11243)  
**Sample** Triphenylphosphate (cat.# 32281)  
 Tributylphosphate (cat.# 32280)  
 8140/8141 OP pesticide calibration mix A (cat.# 32277)  
 8141 OP pesticide calibration mix B (cat.# 32278)  
**Conc.:** 100 ppm (100 ng on-column)  
**Injection** 1.0 µL splitless (hold 0.4 min)  
**Liner:** Double taper splitless (4 mm) (cat.# 20785)  
**Inj. Temp.:** 250 °C  
**Oven** 80 °C (hold 0.5 min) to 140 °C at 20 °C/min to 210 °C at 4 °C/min (hold 1 min) to 280 °C at 30 °C/min (hold 5 min)

**Carrier Gas** He, constant flow  
**Flow Rate:** 1.0 mL/min  
**Detector** MS  
**Mode:** Scan  
**Transfer Line**  
**Temp.:** 280 °C  
**Analyzer Type:** Quadrupole  
**Ionization Mode:** EI  
**Scan Range:** 35-400 amu  
**Notes** U.S. EPA Method 8141A custom standard mix. Additional mixes not shown. Contact Restek for more information.

## restek innovation!

- Very low bleed provides highest sensitivity.
- Faster analysis time with full separation of chlorinated pesticides.

CarboPrep®  
SPE Cartridges  
See page 376.



## free literature

Analyze Chlorinated  
Pesticides, PCBs and  
Chlorinated Herbicides

Download your  
free copy from

[www.restek.com](http://www.restek.com)

lit. cat.# EVFL1013



Purchase one of these  
recommended combinations of  
guard and analytical columns  
and save money.

**Rtx®-CLPesticides Column Kit (0.25 mm ID)**

(Note: Columns are not preconnected in this kit.)

**Rtx-CLPesticides Kit (0.25 mm ID) cat.# 11199 (kit)**

Includes:	cat.#
30m, 0.25mm ID, 0.25µm Rtx-CLPesticides Column Column	11123
30m, 0.25mm ID, 0.20µm Rtx-CLPesticides2 Column Column	11323
Universal Angled "Y" Press-Tight Connector, Deactivated	20403-261
5 m, 0.25 mm ID Siltek Guard Column	10026

**Rtx®-CLPesticides Column Kit (0.32 mm ID)**

(Note: Columns are not preconnected in this kit.)

**Rtx-CLPesticides Kit (0.32 mm ID) cat.# 11196 (kit)**

Includes:	cat.#
30m, 0.32mm ID, 0.32µm Rtx-CLPesticides Column Column	11141
30m, 0.32mm ID, 0.25µm Rtx-CLPesticides2 Column Column	11324
Universal Angled "Y" Press-Tight Connector, Deactivated	20403-261
5 m, 0.32 mm ID Siltek Guard Column	10027

**Rtx®-CLPesticides Column Kit (0.53 mm ID)**

(Note: Columns are not preconnected in this kit.)


**Rtx-CLPesticides Kit (0.53 mm ID) cat.# 11197 (kit)**

Includes:	cat.#
30m, 0.53mm ID, 0.50µm Rtx-CLPesticides Column Column	11140
30m, 0.53mm ID, 0.42µm Rtx-CLPesticides2 Column Column	11340
Universal Angled "Y" Press-Tight Connector, Deactivated	20403-261
5m, 0.53mm ID IP Deactivated Guard Column	10045

## also available

Column connectors

See **pages 208–214**  
for a wide selection.



## Pesticides Analysis (Chlorinated)

**Rtx®-CLPesticides/Rtx®-CLPesticides2**

- Application-specific columns for organochlorine pesticides and herbicides.
- Low bleed—ideal for GC-ECD or GC-MS analyses.
- Baseline separations in less than 10 minutes.
- Stable to 340 °C.
- Analyze EPA Method 8081B, 8082A, 8151A, 504.1, 515, 508.1, and 552.2 compounds without time-consuming column change.

**Rtx®-CLPesticides Columns (fused silica)**

(proprietary Crossbond® phases)

ID	df	temp. limits	15-Meter	20-Meter	30-Meter	60-Meter
0.18 mm	0.18 µm	-60 to 320/340 °C		42102		
0.25 mm	0.25 µm	-60 to 320/340 °C	11120		11123	11126
0.32 mm	0.32 µm	-60 to 320/340 °C			11141	
	0.50 µm	-60 to 320/340 °C	11136		11139	
0.53 mm	0.50 µm	-60 to 300/320 °C	11137		11140	

**Rtx®-CLPesticides2 Columns (fused silica)**

(proprietary Crossbond® phases)

ID	df	temp. limits	10-Meter	15-Meter	20-Meter	30-Meter	60-Meter
0.18 mm	0.14 µm	-60 to 320/330 °C	42301		42302		
0.25 mm	0.20 µm	-60 to 320/340 °C				11323	11326
0.32 mm	0.25 µm	-60 to 320/340 °C		11321		11324	
	0.50 µm	-60 to 320/340 °C				11325	
0.53 mm	0.42 µm	-60 to 300/320 °C	11337			11340	

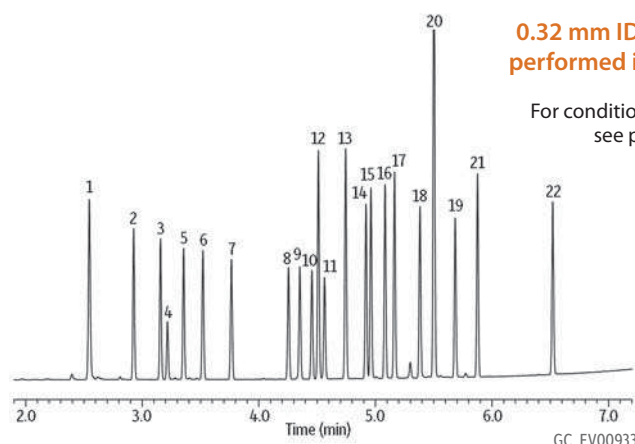
**Organochlorine Pesticide Mix AB #2 on Rtx®-CLPesticides and Rtx®-CLPesticides2 (0.32 mm ID column set)**

Rtx®-CLPesticides

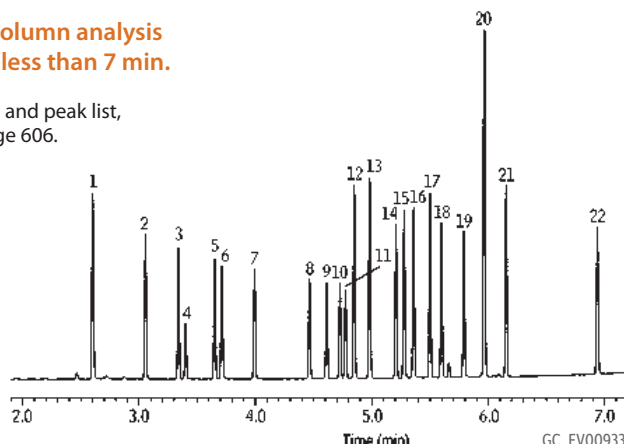
Rtx®-CLPesticides2

0.32 mm ID column analysis  
performed in less than 7 min.

For conditions and peak list,  
see page 606.



GC\_EV00933



GC\_EV00933A

EPA Method	Column Pair	Analysis Time (min)	Coelutions	Restek Advantage
<b>8081B</b> (Organochlorine pesticides)	Rtx-CLPesticides / Rtx-CLPesticides2	7 / 7	0 / 0	<ul style="list-style-type: none"> <li>Increase sample throughput with 7 min analyses and baseline resolution.</li> </ul>
	DB-35ms / DB-XLB	7 / 8	0 / 1	
	ZB-MR1 / ZB-MR2	10 / 9	0 / 0	
<b>8081B (extended)</b> (Organochlorine pesticides)	Rtx-CLPesticides / Rtx-CLPesticides2	24 / 23	1 / 2	<ul style="list-style-type: none"> <li>Best balance of speed and selectivity.</li> <li>All compounds are resolved between both columns.</li> </ul>
	DB-35ms / DB-XLB	27 / 28	2 / 3	
	ZB-MR1 / ZB-MR2	NDP / 16	NDP / 3	
<b>8082A</b> (Polychlorinated biphenyls (PCBs), Aroclors)	Rtx-CLPesticides / Rtx-CLPesticides2	7 / 7	0 / 0	<ul style="list-style-type: none"> <li>Fast PCB analysis times.</li> </ul>
	DB-35ms / DB-XLB	6 / 7	0 / 0	
	ZB-MR1 / ZB-MR2	24 / 21	0 / 0	
<b>8151A</b> (Chlorinated herbicides)	Rtx-CLPesticides / Rtx-CLPesticides2	13 / 13	1 / 0	<ul style="list-style-type: none"> <li>More elution order changes improve confidence in confirmational results.</li> </ul>
	DB-35ms / DB-XLB	12 / 13	0 / 0	
	ZB-MR1 / ZB-MR2	16 / 15	1 / 1	
<b>504.1</b> (EDB, DBCP, TCP)	Rtx-CLPesticides / Rtx-CLPesticides2	6 / 6	0 / 0	<ul style="list-style-type: none"> <li>Reliably separate analytes from trihalomethane interferences.</li> </ul>
	DB-35ms / DB-XLB	6 / 6	0 / 0	
	ZB-MR1 / ZB-MR2	NDP	NDP	
<b>505</b> (Organohalide pesticides)	Rtx-CLPesticides / Rtx-CLPesticides2	18 / 18	1 / 1	<ul style="list-style-type: none"> <li>All compounds resolved between both columns.</li> </ul>
	DB-35ms / DB-XLB	14 / 14	0 / 1	
	ZB-MR1 / ZB-MR2	35 / 36	1 / 2	
<b>508.1</b> (Chlorinated pesticides, herbicides, organohalides)	Rtx-CLPesticides / Rtx-CLPesticides2	23 / 24	2 / 2	<ul style="list-style-type: none"> <li>Best overall balance of speed and resolution.</li> </ul>
	DB-35ms / DB-XLB	22 / 24	2 / 4	
	ZB-MR1 / ZB-MR2	18 / 17	2 / 4	
<b>552.2</b> (Haloacetic acids, dalapon)	Rtx-CLPesticides / Rtx-CLPesticides2	12 / 12	0 / 0	<ul style="list-style-type: none"> <li>No coelutions—get accurate results for compounds that coelute on other columns.</li> </ul>
	DB-35ms / DB-XLB	8 / 9	2 / 1	
	ZB-MR1 / ZB-MR2	NDP/10	NDP/1	

Comparison based on published competitor data. All columns tested were 0.32 mm ID. NDP = no data published

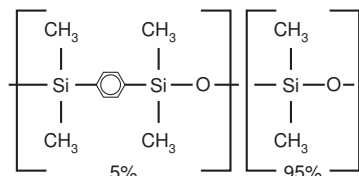
**How much time do column changes cost you?**

Switch to Rtx®-CLPesticides columns and analyze pesticides, herbicides, PCBs and more on a single column set.

**did you know?**

Analyzing dirty or derivatized samples can contaminate your column. Restek does not recommend analyzing trace-level pesticide samples following derivatized samples.

### Rxi®-5Sil MS Structure

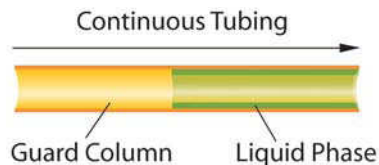


Similar to: (5%-phenyl)-methylpolysiloxane

### similar phases

DB-5ms, DB-5msUI, VF-5ms, CP-Sil 8 CB, ZB-5msi, Rtx-5Sil MS

### Integra-Guard® Built-In Guard Column



Get the protection without the connection!  
See page 25 for Rxi®-5Sil MS columns with built-in Integra-Guard® guard columns.

## Polycyclic Aromatic Hydrocarbons (PAHs) Analysis

### Rxi®-5Sil MS Columns (fused silica)

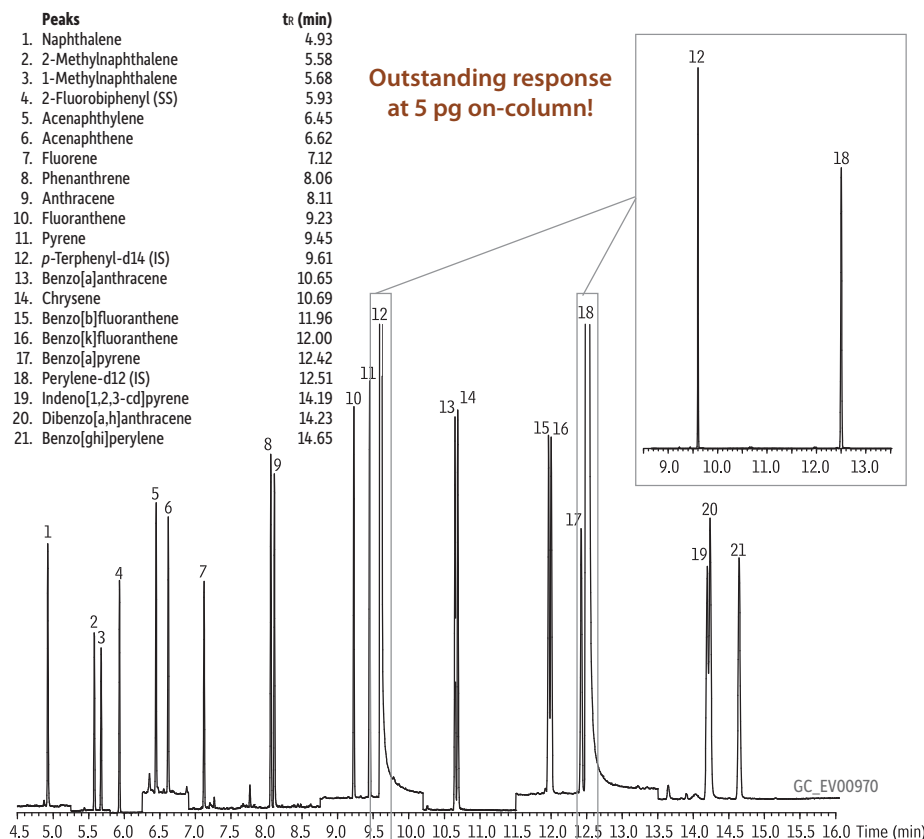
(low polarity phase; Crossbond® 1,4-bis(dimethylsiloxy)phenylene dimethyl polysiloxane)

- Engineered to be a low-bleed GC-MS column.
- Excellent inertness for active compounds.
- General-purpose columns—ideal for GC-MS analysis of semivolatiles, polycyclic aromatic compounds, chlorinated hydrocarbons, phthalates, phenols, amines, organochlorine pesticides, organophosphorus pesticides, drugs, solvent impurities, and hydrocarbons.
- Temperature range: -60 °C to 350 °C.

ID	df	temp. limits	15-Meter	30-Meter	60-Meter
0.25 mm	0.10 µm	-60 to 320/350 °C	13605	13608	
	0.25 µm	-60 to 320/350 °C	13620	13623	13626
	0.50 µm	-60 to 320/350 °C	13635	13638	
	1.00 µm	-60 to 320/350 °C	13650	13653	13697
0.32 mm	0.25 µm	-60 to 320/350 °C	13621	13624	
	0.50 µm	-60 to 320/350 °C		13639	
	1.00 µm	-60 to 320/350 °C		13654	
0.53 mm	1.50 µm	-60 to 320/330 °C		13670	

ID	df	temp. limits	10-Meter	20-Meter	40-Meter	60-Meter
0.15 mm	0.15 µm	-60 to 320/350 °C	43815		43816	
	2.0 µm	-60 to 320/350 °C		43817		
0.18 mm	0.10 µm	-60 to 320/350 °C				43607
	0.18 µm	-60 to 320/350 °C		43602	43605	
	0.36 µm	-60 to 320/350 °C		43604		

### Polycyclic Aromatic Hydrocarbons on Rxi®-5Sil MS



<b>Column</b>	Rxi®-5Sil MS, 30 m, 0.25 mm ID, 0.25 µm (cat.# 13623)	
<b>Sample</b>	PAH mix, 1 µL of 0.005 µg/mL (S 2 µg/mL) SV Calibration mix #5 / 610 PAH Mix (cat.# 31011) 1-Methylnaphthalene (cat.# 31283) 2-Methylnaphthalene (cat.# 31285) 2-Fluorobiphenyl (cat.# 31091) 5 pg on-column	
<b>Conc.:</b>		
<b>Injection</b>	1.0 µL pulsed splitless (hold 0.15 min)	
<b>Inj. Vol.:</b>		
<b>Liner:</b>	Drilled Uniliner® (hole near top) w/wool (cat.# 21055-200.5)	
<b>Inj. Temp.:</b>	300 °C	
<b>Pulse Pressure:</b>	20 psi (137.9 kPa)	
<b>Pulse Time:</b>	0.2 min	
<b>Purge Flow:</b>	60 mL/min	
<b>Oven</b>		
<b>Oven Temp:</b>	50 °C (hold 0.5 min) to 290 °C at 25 °C/min to 320 °C at 5 °C/min	
<b>Carrier Gas</b>	He, constant flow	
<b>Flow Rate:</b>	1.4 mL/min	
<b>Detector</b>	MS	
<b>Mode:</b>	SIM	
<b>SIM Program:</b>		
<b>Start Time</b>		
<b>Group (min)</b>	<b>Ion(s)</b>	<b>Dwell (ms)</b>
1	128 m/z	100
2	142 m/z	100
3	172 m/z	100
4	152 m/z	100
5	166 m/z	100
6	178 m/z	100
7	202,244 m/z	100
8	228 m/z	100
9	252,264 m/z	100
10	276,278 m/z	100
<b>Transfer Line</b>		
<b>Temp.:</b>	290 °C	
<b>Ionization Mode:</b>	EI	



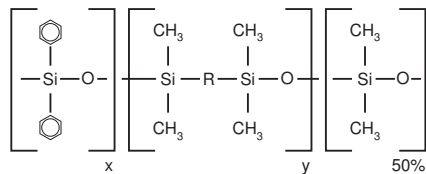
## Polycyclic Aromatic Hydrocarbons (PAHs) Analysis

### Rxi®-17Sil MS Columns (fused silica)

(midpolarity Crossbond® phase)

- 340/360 °C upper temperature limits.
- Excellent inertness and selectivity for active environmental compounds, such as PAHs.
- Equivalent to USP phase G3.
- Low bleed for use with sensitive detectors, such as MS.
- Excellent separation of EU-PAHs, including fluoranthenes.

### Rxi®-17Sil MS Structure



Similar to: (50%-phenyl)-methylpolysiloxane

### similar phases

DB-17ms, VF-17ms, CP-Sil 24 CB, ZB-50

ID	df	temp. limits*	15-Meter	30-Meter	60-Meter
0.25 mm	0.25 µm	40 to 340/360 °C	14120	14123	14126
0.32 mm	0.25 µm	40 to 340/360 °C	14121	14124	

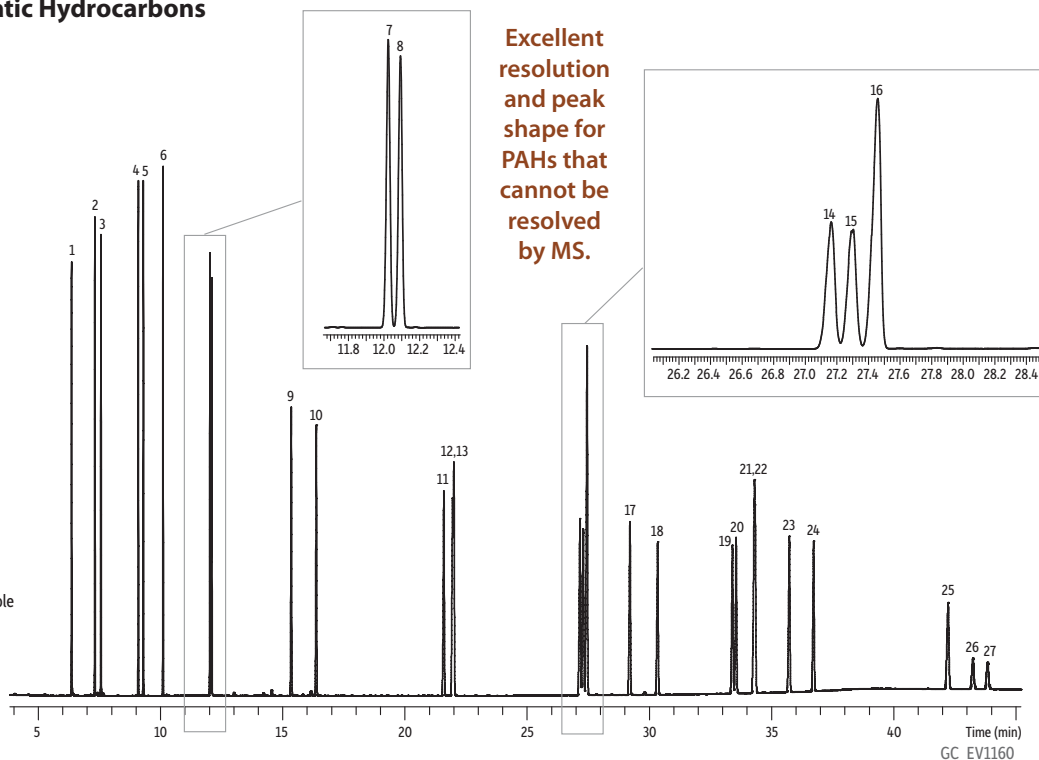
ID	df	temp. limits	10-Meter	20-Meter
0.15 mm	0.15 µm	40 to 340/360 °C	43820	43821
0.18 mm	0.18 µm	40 to 340/360 °C		14102
	0.36 µm	40 to 340/360 °C		14111

\*Maximum temperatures listed are for shorter length columns. Longer columns may have a different maximum temperature.

### Polycyclic Aromatic Hydrocarbons on Rxi®-17Sil MS

#### Peaks

1. Naphthalene
2. 2-Methylnaphthalene
3. 1-Methylnaphthalene
4. Acenaphthylene
5. Acenaphthene
6. Fluorene
7. Phenanthrene
8. Anthracene
9. Fluoranthene
10. Pyrene
11. Benzo[a]anthracene
12. Chrysene
13. Triphenylene
14. Benzo[b]fluoranthene
15. Benzo[k]fluoranthene
16. Benzo[j]fluoranthene
17. Benzo[a]pyrene
18. 3-Methylcholanthrene
19. Dibenz[a,h]acridine
20. Dibenz[a,j]acridine
21. Indeno[1,2,3-cd]pyrene
22. Dibenz[a,h]anthracene
23. Benzo[ghi]perylene
24. 7H-Dibenzo[c,g]carbazole
25. Dibenzo[a,e]pyrene
26. Dibenzo[a,i]pyrene
27. Dibenzo[a,h]pyrene



#### Column Sample

Rxi®-17Sil MS, 30 m, 0.25 mm ID, 0.25 µm (cat.# 14123)  
PAH supplement mix for method 8100 (cat.# 31857)  
EPA Method 8310 PAH mixture (cat.# 31841)  
Triphenylene (custom)

Diluent: Dichloromethane  
Conc.: 10 ppm

#### Injection

Inj. Vol.: 0.5 µL splitless (hold 1.75 min)  
Liner: Auto SYS XL PSS split/splitless w/wool (cat.# 21718)  
Inj. Temp.: 320 °C  
Purge Flow: 75 mL/min

#### Oven

Oven Temp: 65 °C (hold 0.5 min) to 220 °C at 15 °C/min to 330 °C at 4 °C/min (hold 15 min)

Carrier Gas: He, constant flow

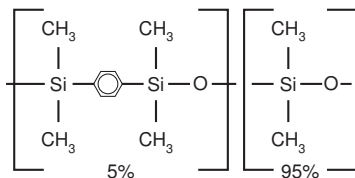
Flow Rate: 2.0 mL/min

Detector: FID @ 320 °C

Instrument: PE Clarus 600 GC

Acknowledgement: Instrument provided by PerkinElmer

## Rxi®-5Sil MS Structure



Similar to: (5%-phenyl)-methylpolysiloxane

## similar phases

DB-5ms, DB-5msUI, VF-5ms, CP-Sil 8 CB, ZB-5msi, Rtx-5Sil MS

## ordering note

## Get the protection without the connection!

For Rxi®-5Sil MS columns with built-in Integra-Guard® guard columns, see page 25.

The Rxi®-5Sil MS column is recommended for U.S. EPA Method 8270.



## Semivolatiles Analysis

## Rxi®-5Sil MS Columns (fused silica)

(low polarity phase; Crossbond® 1,4-bis(dimethylsiloxy)phenylene dimethyl polysiloxane)

- Engineered to be a low-bleed GC-MS column.
- Excellent inertness for active compounds.
- General-purpose columns—ideal for GC-MS analysis of semivolatiles, polycyclic aromatic compounds, chlorinated hydrocarbons, phthalates, phenols, amines, organochlorine pesticides, organophosphorus pesticides, drugs, solvent impurities, and hydrocarbons.
- Temperature range: -60 °C to 350 °C.

The Rxi®-5Sil MS stationary phase incorporates phenyl groups in the polymer backbone. This improves thermal stability, reduces bleed, and makes the phase less prone to oxidation. Rxi®-5Sil MS columns are ideal for GC-MS applications requiring high sensitivity, including use in ion trap systems.

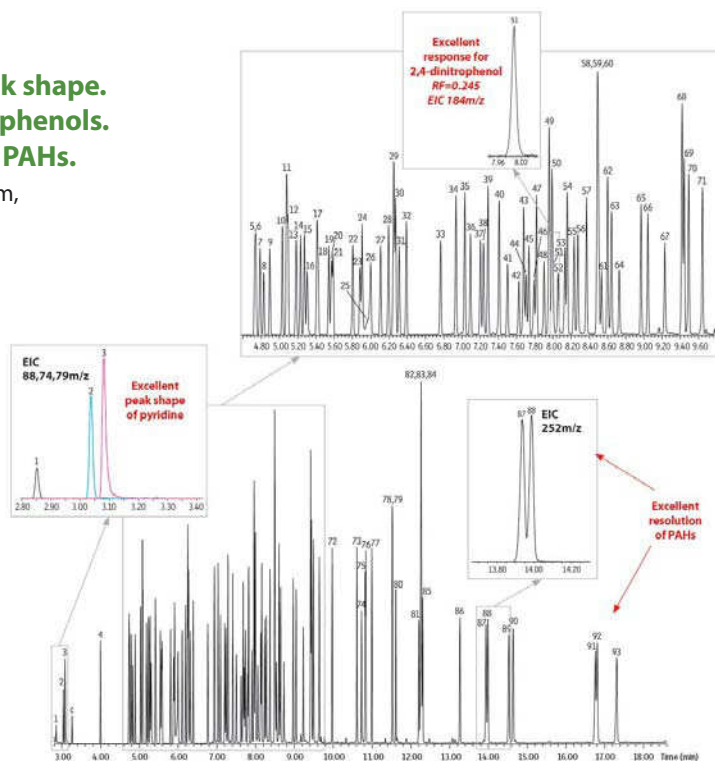
ID	df	temp. limits	15-Meter	30-Meter	60-Meter
0.25 mm	0.10 µm	-60 to 320/350 °C	13605	13608	
	0.25 µm	-60 to 320/350 °C	13620	13623	13626
	0.50 µm	-60 to 320/350 °C	13635	13638	
	1.00 µm	-60 to 320/350 °C	13650	13653	13697
0.32 mm	0.25 µm	-60 to 320/350 °C	13621	13624	
	0.50 µm	-60 to 320/350 °C		13639	
	1.00 µm	-60 to 320/350 °C		13654	
0.53 mm	1.50 µm	-60 to 320/330 °C		13670	

ID	df	temp. limits	10-Meter	20-Meter	40-Meter	60-Meter
0.15 mm	0.15 µm	-60 to 320/350 °C	43815	43816		
	2.0 µm	-60 to 320/350 °C		43817		
0.18 mm	0.10 µm	-60 to 320/350 °C				43607
	0.18 µm	-60 to 320/350 °C		43602	43605	
	0.36 µm	-60 to 320/350 °C		43604		

## Semivolatiles by EPA Method 8270 on Rxi®-5Sil MS (30 m, 0.25 mm ID, 0.25 µm) w/Drilled Uniliner® Inlet Liner.

- Excellent pyridine peak shape.
- Excellent response for phenols.
- Excellent resolution of PAHs.

For complete chromatogram, see page 33.



GC\_EV00943

## Volatile Organics Analysis

**Rtx®-VMS Columns** (fused silica)  
(proprietary Crossbond® phase)

- Application-specific columns for volatile organic pollutants by GC-MS.
- Complete separation of U.S. EPA Method 8260B compounds in less than 10 minutes.
- Stable to 260 °C.
- No known equivalent phases.

Rtx®-VMS columns offer lower bleed, better selectivity, and overall faster analysis for separating volatile organic compounds, such as those listed in U.S. EPA Method 8260B. The Rtx®-VMS stationary phase is a highly stable polymer that provides outstanding analysis of volatile compounds in combination with sensitive ion traps and Agilent 5973 mass spectrometers. 0.18 and 0.25 mm ID columns allow sample splitting at the injection port, eliminating the added expense and maintenance of a jet separator. A 0.45 mm or 0.53 mm ID column can be directly connected to the purge-and-trap transfer line in a system equipped with a jet separator.

ID	df	temp. limits	30-Meter	60-Meter	75-Meter
0.25 mm	1.40 µm	-40 to 240/260 °C	19915	19916	
0.32 mm	1.80 µm	-40 to 240/260 °C	19919	19920	
0.45 mm	2.55 µm	-40 to 240/260 °C	19908	19909	
0.53 mm	3.00 µm	-40 to 240/260 °C	19985	19988	19974

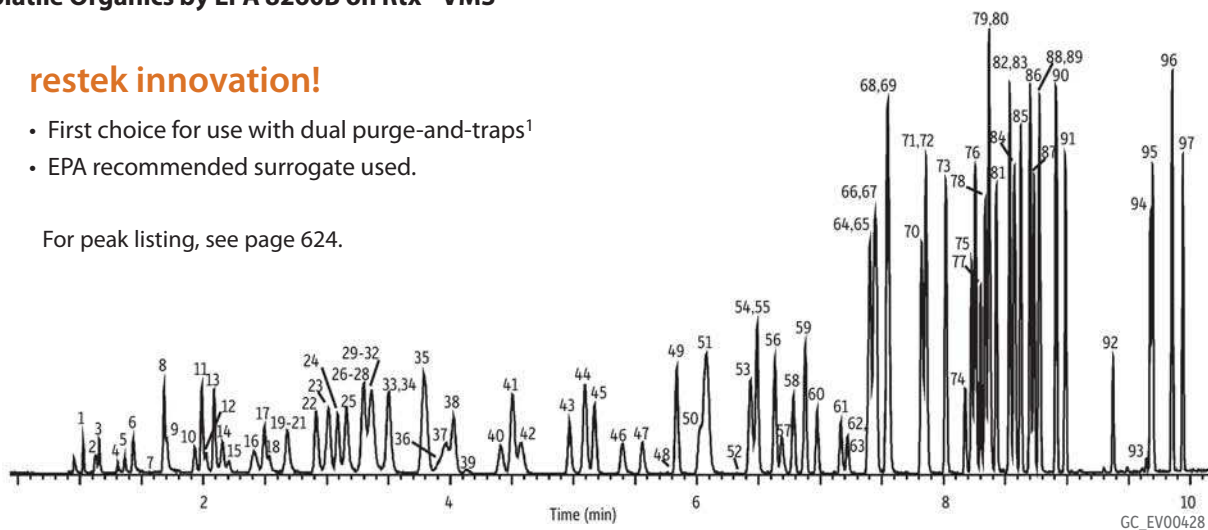
ID	df	temp. limits	20-Meter	40-Meter
0.18 mm	1.00 µm	-40 to 240/260 °C	49914	49915

### Volatile Organics by EPA 8260B on Rtx®-VMS

#### restek innovation!

- First choice for use with dual purge-and-traps<sup>1</sup>
- EPA recommended surrogate used.

For peak listing, see page 624.



**Column** Rtx®-VMS, 20 m, 0.18 mm ID, 1.00 µm (cat.# 49914)  
**Sample** Water  
**Diluent:** 10 ppb in 5 mL RO water (unless noted); ketones 2.5X  
**Injection** Purge and trap split (split ratio 40:1)  
**Liner:** 1 mm split (cat.# 20973)  
**Inj. Temp.:** 220 °C  
**Purge and Trap**  
**Instrument:** Tekmar LCS 3100  
**Trap Type:** Vocab® 3000  
**Purge:** 11 min @ ambient, flow 40 mL/min  
**Dry Purge:** 1 min, flow 40 mL/min  
**Desorb Preheat**  
**Temp.:** 245 °C  
**Desorb:** 2 min @ 250 °C, flow 40 mL/min  
**Bake:** 8 min @ 260 °C  
**Interface**  
**Connection:** Injection port  
**Transfer Line**  
**Tubing:** Silcosteel® treated 0.53 mm ID tubing (cat.# 20595)  
**Transfer Line**  
**Temp.:** 120 °C

**Oven**  
**Oven Temp.:** 50 °C (hold 4 min) to 100 °C at 18 °C/min (hold 0 min) to 230 °C at 40 °C/min (hold 3 min)  
**Carrier Gas**  
**Flow Rate:** He, constant flow  
 1.0 mL/min  
**Detector**  
**Mode:** MS  
 Scan  
**Transfer Line**  
**Temp.:** 280 °C  
**Analyzer Type:** Quadrupole  
**Tune Type:** BFB  
**Ionization Mode:** EI  
**Scan Range:** 35-300 amu  
**Instrument**  
 HP6890 GC & 5973 MSD  
**Notes**  
 For proper flows, adjust retention time of dichlorodifluoromethane to a retention time of 1.03 min @ 50 °C

<sup>1</sup>A.L. Hilling and G. Smith, Environmental Testing & Analysis, 10(3), 15-19, 2001.

## Volatile Organics Analysis

### similar phase

DB-VRX

#### Rtx®-VRX Columns (fused silica)

(proprietary Crossbond® phase)

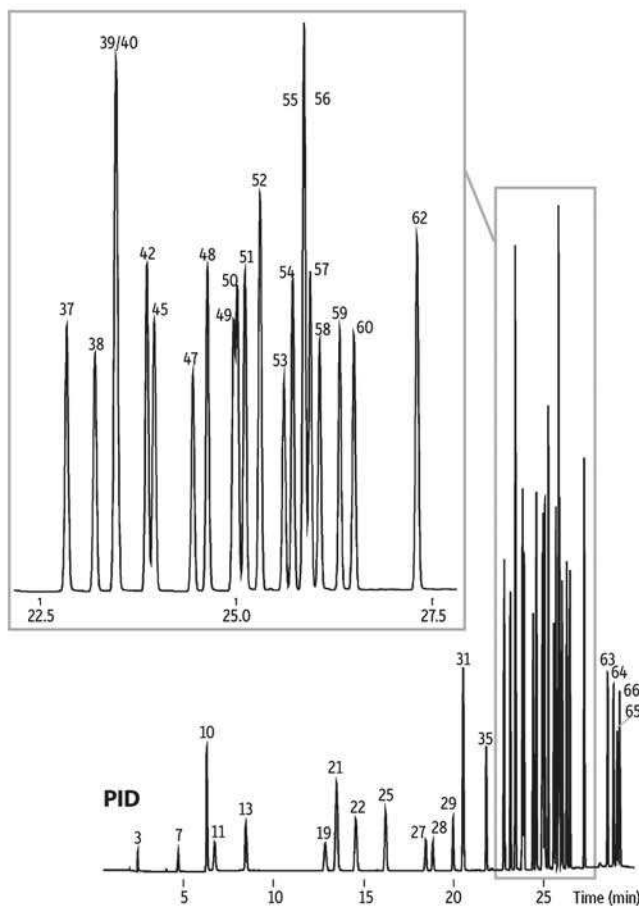
- Application-specific columns for volatile organic pollutants.
- Excellent for U.S. EPA Method 8021 compounds.
- Stable to 260 °C.

The Rtx®-VRX stationary phase and optimized column dimensions provide low bleed, excellent resolution, and fast analysis times for volatile compounds.

ID	df	temp. limits	30-Meter	60-Meter	75-Meter
0.25 mm	1.40 µm	-40 to 240/260 °C	19315	19316	
0.32 mm	1.80 µm	-40 to 240/260 °C	19319	19320	
0.45 mm	2.55 µm	-40 to 240/260 °C	19308		19309
0.53 mm	3.00 µm	-40 to 240/260 °C	19385	19388	

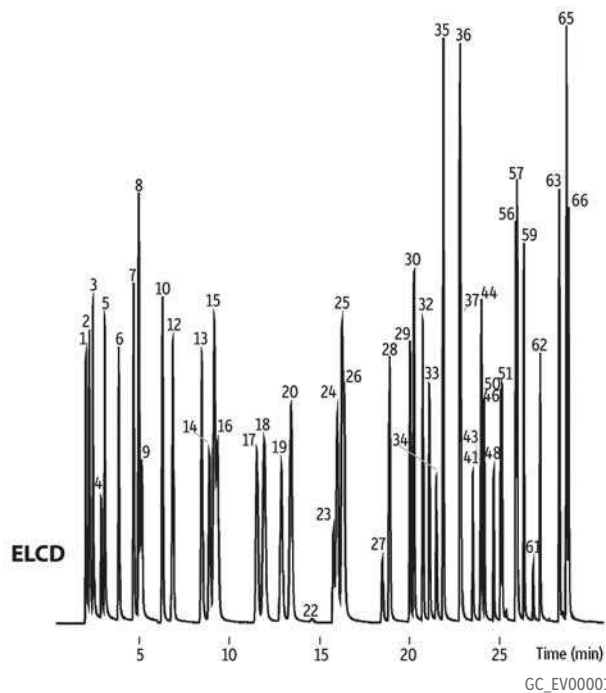
ID	df	temp. limits	20-Meter	40-Meter
0.18 mm	1.00 µm	-40 to 240/260 °C	49314	49315

### Volatile Organics by EPA 8021 on Rtx®-VRX



Good choice for wastewater analysis.

For peak list and conditions, visit  
[www.restek.com](http://www.restek.com)  
 and enter GC\_EV00001 in the search.



## Volatile Organics Analysis

### Rtx®-502.2 Columns (fused silica)

(proprietary Crossbond® diphenyl/dimethyl polysiloxane phase)

- Application-specific columns with unique selectivity for volatile organic pollutants. The Rtx®-502.2 column is cited in U.S. EPA Method 502.2 and in many gasoline range organics (GRO) methods for monitoring underground storage tanks.
- Excellent separation of trihalomethanes; ideal polarity for light hydrocarbons and aromatics.
- Stable to 270 °C.

An Rtx®-502.2 column will enable you to quantify all compounds listed in U.S. EPA methods 502.2 or 524.2, whether you use a mass spectrometer or a PID in tandem with an ELCD. The diphenyl/dimethyl polysiloxane based Rtx®-502.2 stationary phase provides low bleed and thermal stability to 270 °C. A 105-meter column can separate the light gases specified in EPA methods without subambient cooling. Narrow bore columns can interface directly in GC/MS systems.

ID	df	temp. limits*	30-Meter	60-Meter	75-Meter	105-Meter
0.25 mm	1.40 µm	-20 to 250/270 °C	10915	10916		
0.32 mm	1.80 µm	-20 to 250/270 °C	10919	10920		10921
0.45 mm	2.55 µm	-20 to 250/270 °C			10986	
0.53 mm	3.00 µm	-20 to 250/270 °C	10908	10909		10910

ID	df	temp. limits	20-Meter	40-Meter
0.18 mm	1.00 µm	-20 to 250/270 °C	40914	40915

\*Maximum temperatures listed are for shorter length columns. Longer columns may have a different maximum temperature.

### Rtx®-Volatiles Columns (fused silica)

(proprietary Crossbond® diphenyl/dimethyl polysiloxane phase)

- Application-specific columns for volatile organic pollutants.
- Stable to 280 °C.

Rtx®-Volatiles columns were the first columns designed specifically for analyses of the 34 volatile organic pollutants listed in U.S. EPA methods 601, 602, and 624. With these columns, you can quantify all compounds listed in these methods, whether you use a mass spectrometer or a PID in tandem with an ELCD. The diphenyl/dimethyl polysiloxane based Rtx®-Volatiles stationary phase provides low bleed and thermal stability to 280 °C. Narrow bore columns can interface directly in GC/MS systems.

ID	df	temp. limits*	30-Meter	60-Meter	105-Meter
0.25 mm	1.00 µm	-20 to 270/280 °C	10900	10903	
0.32 mm	1.50 µm	-20 to 270/280 °C	10901	10904	
0.53 mm	2.00 µm	-20 to 270/280 °C	10902	10905	10906

\*Maximum temperatures listed are for shorter length columns. Longer columns may have a different maximum temperature.

### similar phases

DB-502.2

### also available



#### Metal MXT® Columns

Rugged, flexible, Siltek®-treated stainless steel tubing; inertness comparable to fused silica tubing.

MXT®-502.2 columns .....page 97

MXT®-Volatiles .....page 97

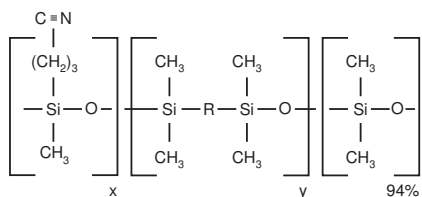
### similar phases

VOCOL



## Volatile Organics Analysis

## Rxi®-624Sil MS Structure



Similar to: (6%-cyanopropylphenyl)-methylpolysiloxane

## similar phases

DB-624, VF-624ms, CP-Select 624 CB, ZB-624

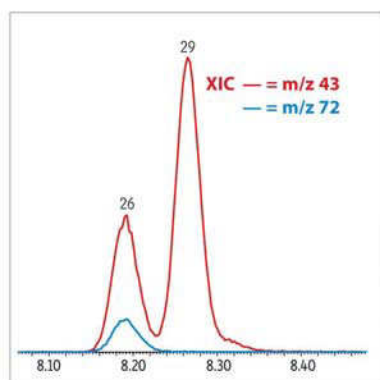
## Rxi®-624Sil MS Columns (fused silica)

(midpolarity Crossbond® phase)

- Low-bleed, high-thermal stability column—maximum temperatures up to 320 °C.
- Inert—excellent peak shape for a wide range of compounds.
- Selective—highly selective for volatile organics and residual solvents, great choice for USP<467>.
- Manufactured for column-to-column reproducibility—well-suited for validated methods.

ID	df	temp. limits	20-Meter	30-Meter	60-Meter	75-Meter	105-Meter
0.18 mm	1.00 µm	-20 to 300/320 °C	13865				
0.25 mm	1.40 µm	-20 to 300/320 °C		13868	13869		
0.32 mm	1.80 µm	-20 to 300/320 °C		13870	13872		
0.53 mm	3.00 µm	-20 to 280/300 °C		13871	13873	13874	13875

## Volatiles by EPA Method 8260 on Rxi®-624Sil MS (30 m, 0.25 mm ID, 1.40 µm)



Resolution of critical pairs, low bleed, and high inertness make this a great column for volatiles!

## Column Sample

Rxi®-624Sil MS, 30 m, 0.25 mm ID, 1.40 µm (cat.# 13868)  
 8260A surrogate mix (cat.# 30240)  
 8260A internal standard mix (cat.# 30241)  
 8260B MegaMix® calibration mix (cat.# 30633)  
 VOA calibration mix #1 (ketones) (cat.# 30006)  
 8260B acetate mix (Revised) (cat.# 30489)  
 California oxygenates mix (cat.# 30465)  
 502.2 calibration mix #1 (gases) (cat.# 30042)

## Conc.:

25 ppb in RO water

## Injection

purge and trap split (split ratio 30:1)

## Inj. Temp.:

225 °C

## Purge and Trap

## Instrument:

OI Analytical 4660

## Trap Type:

10 Trap

## Purge:

11 min @ 20 °C

## Desorb Preheat Temp.:

180 °C

## Desorb:

0.5 min @ 190 °C

## Bake:

5 min @ 210 °C

## Interface Connection:

injection port

## Oven

## Oven Temp.:

35 °C (hold 5 min) to 60 °C at 11 °C/min to 220 °C at 20 °C/min (hold 2 min)

## Carrier Gas

He, constant flow

## Flow Rate:

1.0 mL/min

## Detector

MS

## Mode:

Scan

## Transfer Line Temp.:

230 °C

## Analyzer Type:

Quadrupole

## Source Temp.:

230 °C

## Quad Temp.:

150 °C

## Electron Energy:

70 eV

## Solvent Delay Time:

1.5 min

## Tune Type:

BFB

## Ionization Mode:

EI

## Scan Range:

36-260 amu

## Instrument

Agilent 7890A GC &amp; 5975C MSD

## Notes

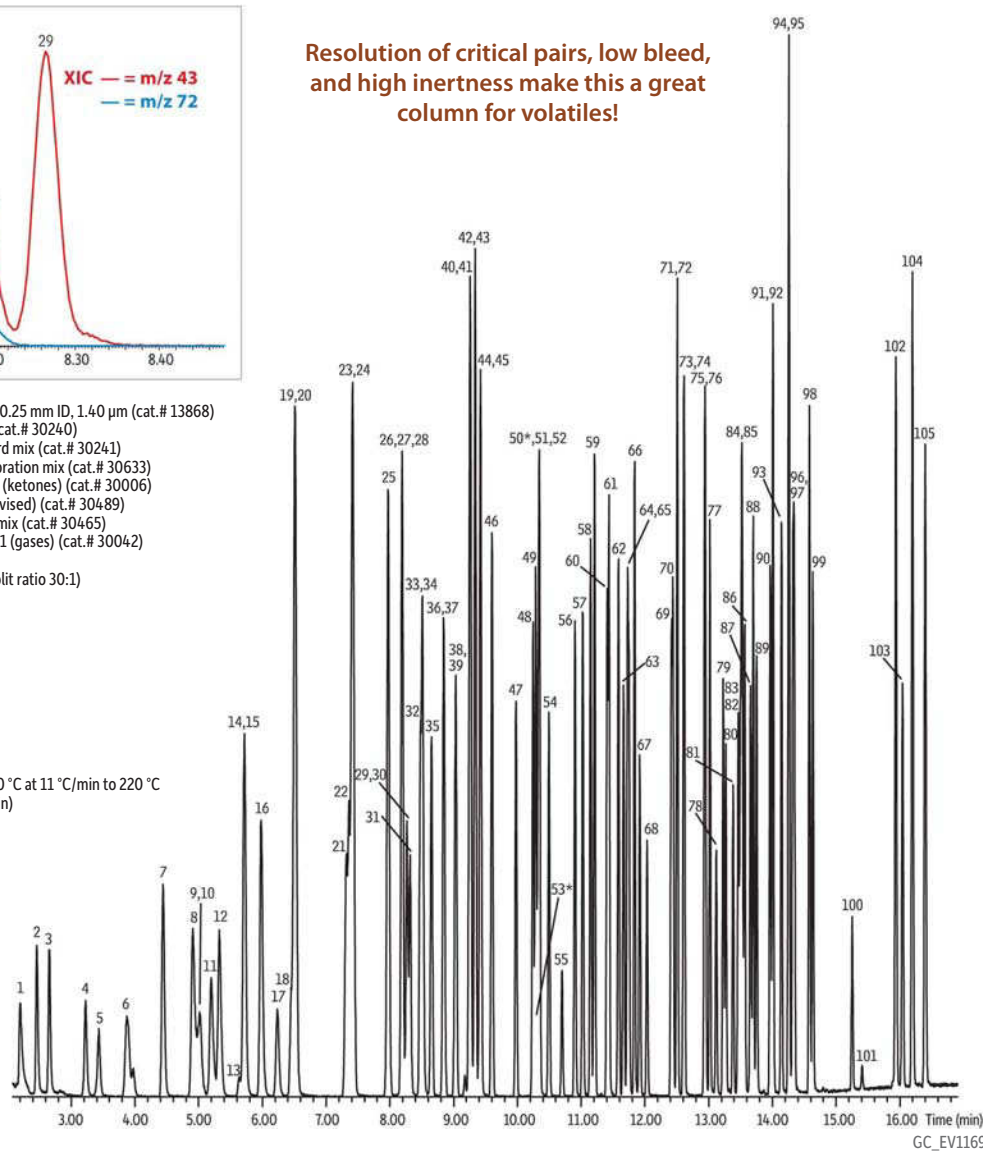
## Other Purge and Trap Conditions:

Sample Inlet: 40 °C

Sample: 40 °C

Water Management: Purge 110 °C, Desorb 0 °C, Bake, 240 °C

Eclipse 4660 purge and trap courtesy of O.I. Analytical, College Station, TX.



For peak listing, see page 622.

GC\_EV1169



## FAME Analysis (*cis/trans*)

### Rt®-2560 Column (fused silica)

(highly polar phase; biscyanopropyl polysiloxane—not bonded)

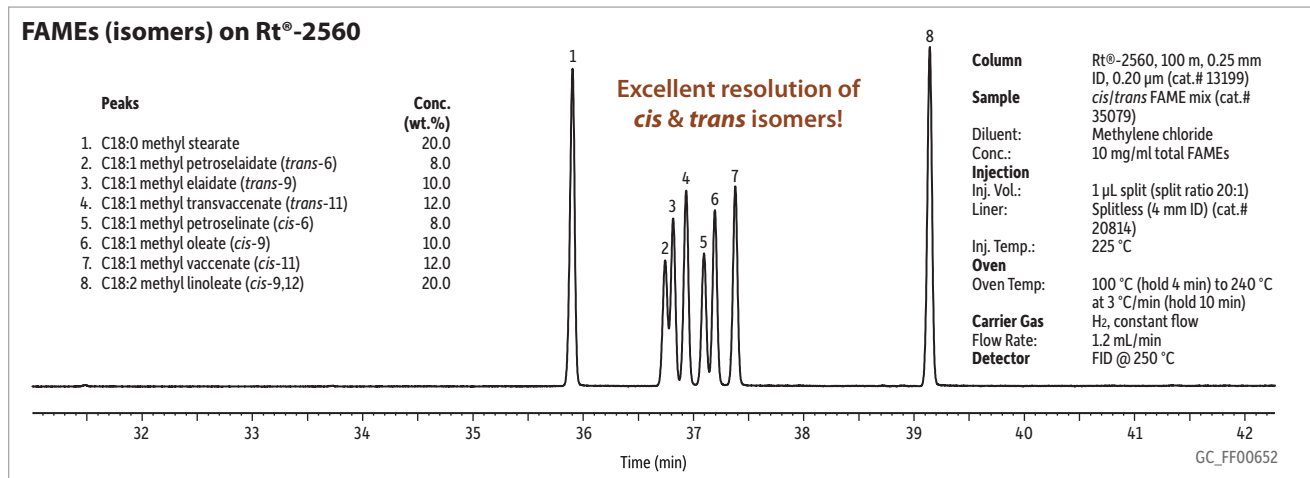
- Application-specific column for *cis/trans* FAMEs.
- Stable to 250 °C.

Because the Rt®-2560 stationary phase is not bonded, it should not be solvent rinsed.

### similar phases

HP-88, CP Sil 88, SPB-2560

ID	df	temp. limits	100-Meter
0.25 mm	0.20 µm	20 to 250 °C	13199



## FAME Analysis (Polyunsaturated)

### FAMEWAX Columns (USP G16) (fused silica)

(polar phase; Crossbond® polyethylene glycol)

- Application-specific columns for FAMEs, specially tested with a FAME mixture.
- Temperature range: 20 °C to 250 °C.

The elution order of polyunsaturated FAMEs on FAMEWAX columns is comparable to that on other Carbowax® columns, but baseline resolution is achieved in significantly less time.

ID	df	temp. limits	30-Meter
0.25 mm	0.25 µm	20 to 240/250 °C	12497
0.32 mm	0.25 µm	20 to 240/250 °C	12498
0.53 mm	0.50 µm	20 to 250 °C	12499

### FAMEs Analyses

High-Resolution GC Analyses of Fatty Acid Methyl Esters

Download your free copy from

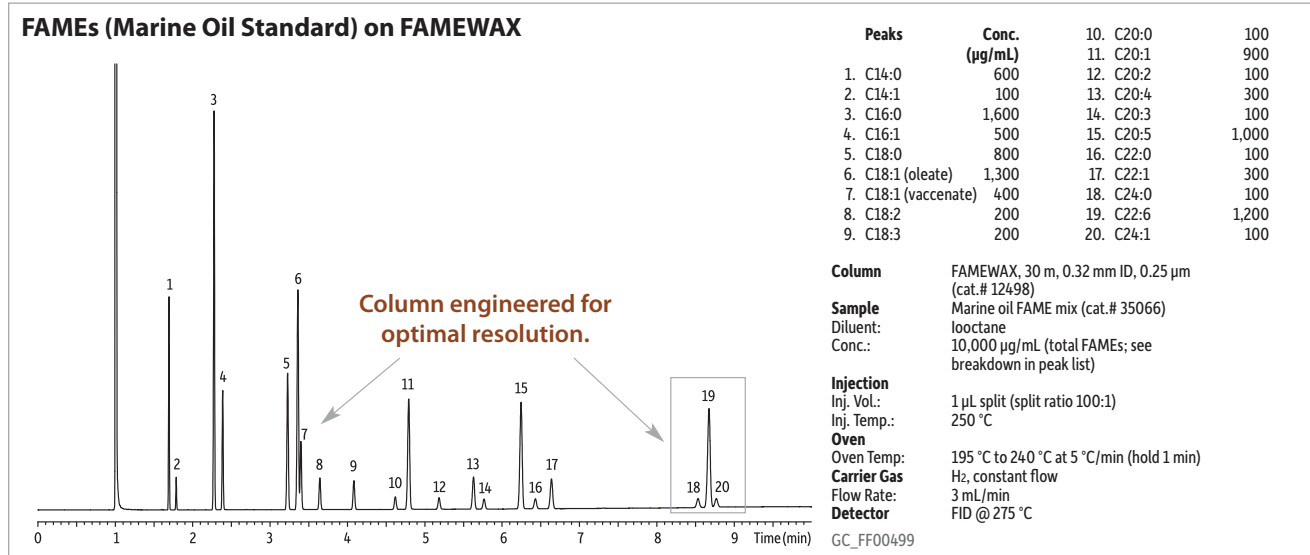
[www.restek.com](http://www.restek.com)

lit. cat.# 59584B



### similar phases

Select FAME, Omegawax



NEW!

## PAHs in Food Analysis

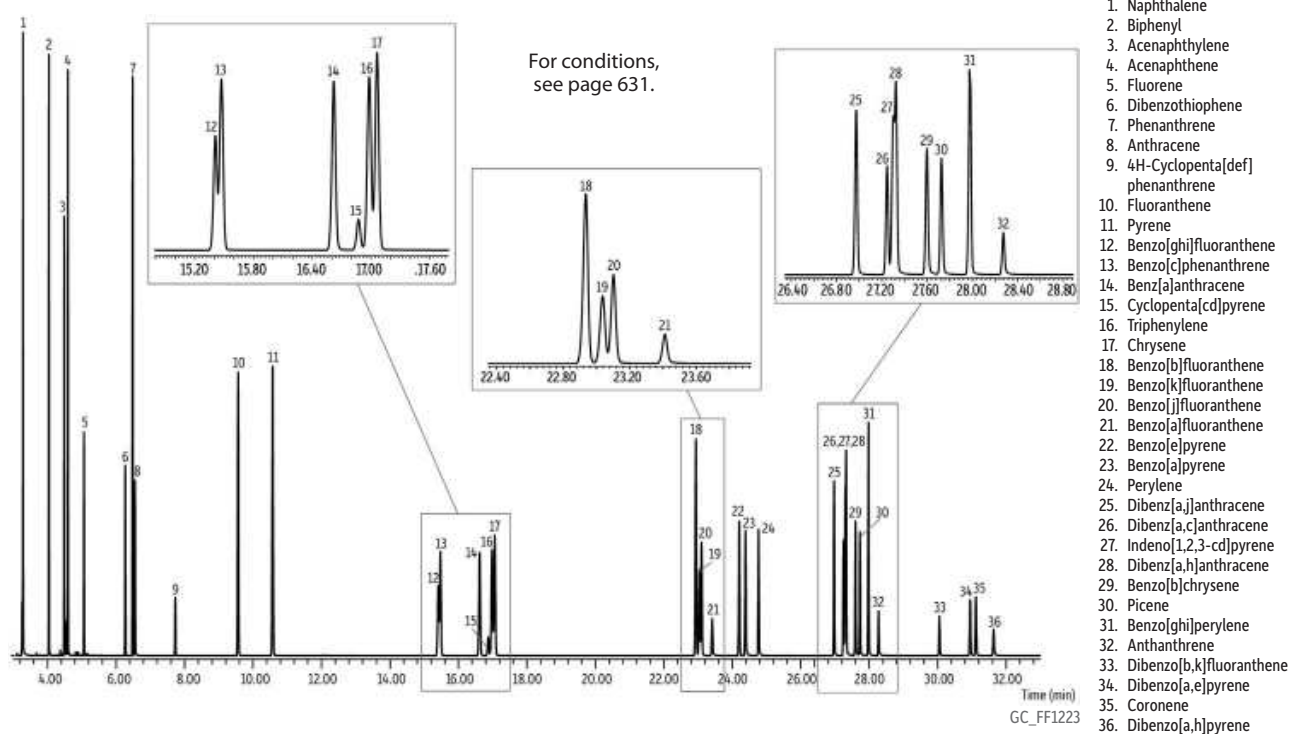
## Rxi®-PAH Columns (fused silica)

- Ideal for EFSA PAH4 analysis—separates all priority compounds: benz[a]anthracene, chrysene, benzo[b]fluoranthene, and benzo[a]pyrene.
- Best resolution of chrysene from interfering PAHs, triphenylene and cyclopenta[cd]pyrene.
- Complete separation of benzo [b], [k], [ j], and [a] fluoranthenes.
- 360 °C thermal stability allows analysis of low volatility dibenzo pyrenes.

The Rxi®-PAH GC columns were designed by Restek with a higher phenyl-content stationary phase that provides unique selectivity to separate important polycyclic aromatic hydrocarbons (PAH) for food safety that cannot be distinguished by mass spectrometry. Even difficult priority compounds, such as the European Food Safety Authority (EFSA) PAH4, are easily separated and accurately quantified, results that cannot be achieved on typical GC columns. Arylene modification and surface bonding of the stationary phase increase thermal stability and ruggedness so relatively non-volatile, higher molecular weight PAHs can be analyzed routinely without interference from column bleed. Excellent column efficiency means that the column can be trimmed for maintenance purposes many times without losing critical PAH separations, including those that are part of environmental methods, as well as food safety testing. The selectivity and efficiency of the Rxi®-PAH column make it ideal for EFSA PAH4 analysis; chrysene/triphenylene separation and resolution of all benzofluoranthenes are easily achieved.

ID	df	temp. limits	30-Meter	40-Meter	60-Meter
0.18 mm	0.07 µm	to 360 °C		49316	
0.25 mm	0.10 µm	to 360 °C	49318		49317

## NIST SRM 2260a PAH Mix on Rxi®-PAH



## Pesticides in Food Residues Analysis

### Rxi®-5Sil MS Columns (fused silica)

(low polarity phase; Crossbond® 1,4-bis(dimethylsiloxy)phenylene dimethyl polysiloxane)

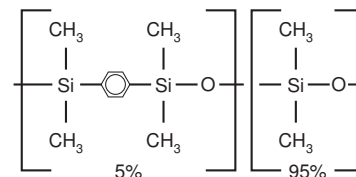
- Engineered to be a low-bleed GC-MS column.
- Excellent inertness for active compounds.
- General-purpose columns—ideal for GC-MS analysis of semivolatiles, polycyclic aromatic compounds, chlorinated hydrocarbons, phthalates, phenols, amines, organochlorine pesticides, organophosphorus pesticides, drugs, solvent impurities, and hydrocarbons.
- Temperature range: -60 °C to 350 °C.

The Rxi®-5Sil MS stationary phase incorporates phenyl groups in the polymer backbone. This improves thermal stability, reduces bleed, and makes the phase less prone to oxidation. Rxi®-5Sil MS columns are ideal for GC-MS applications requiring high sensitivity, including use in ion trap systems.

ID	df	temp. limits	15-Meter	30-Meter	60-Meter
0.25 mm	0.10 µm	-60 to 320/350 °C	13605	13608	
	0.25 µm	-60 to 320/350 °C	13620	13623	13626
	0.50 µm	-60 to 320/350 °C	13635	13638	
	1.00 µm	-60 to 320/350 °C	13650	13653	13697
0.32 mm	0.25 µm	-60 to 320/350 °C	13621	13624	
	0.50 µm	-60 to 320/350 °C		13639	
	1.00 µm	-60 to 320/350 °C		13654	
0.53 mm	1.50 µm	-60 to 320/330 °C		13670	

ID	df	temp. limits	10-Meter	20-Meter	40-Meter	60-Meter
0.15 mm	0.15 µm	-60 to 320/350 °C	43815	43816		
	2.0 µm	-60 to 320/350 °C		43817		
0.18 mm	0.10 µm	-60 to 320/350 °C				43607
	0.18 µm	-60 to 320/350 °C		43602	43605	
	0.36 µm	-60 to 320/350 °C		43604		

### Rxi®-5Sil MS Structure



Similar to: (5%-phenyl)-methylpolysiloxane

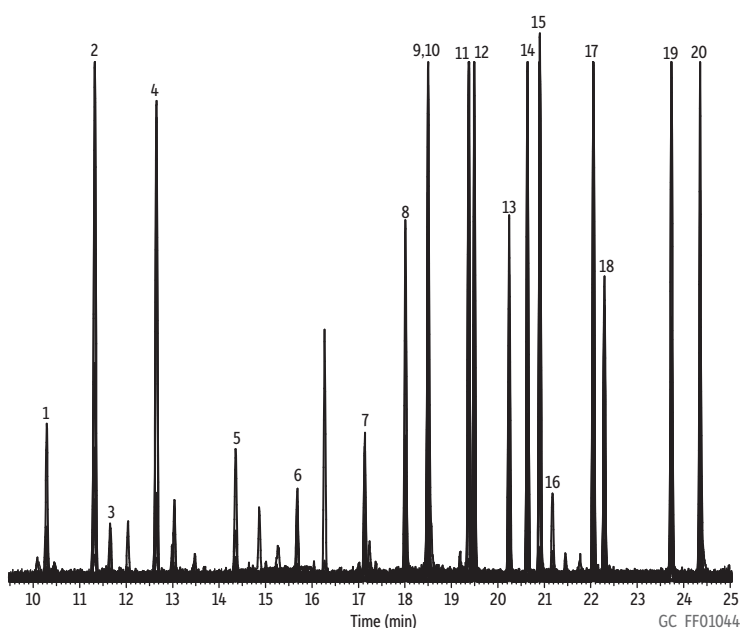
### similar phases

DB-5ms, DB-5msUI, VF-5ms, CP-Sil 8 CB, ZB-5msi, Rtx-5Sil MS

### Chlorinated Pesticide Residues in Olive Oil on Rxi®-5Sil MS

**Column** Rxi®-5Sil MS 30 m, 0.25 mm ID, 0.25 µm (cat.# 13623)  
**Sample** Olive oil spiked with organochlorine pesticide mix AB # 3 (cat.# 324-15)  
**Conc.:** 10 µg/mL  
**Injection**  
**Inj. Vol.:** 1 µL splitless (hold 0.5 min)  
**Liner:** Single taper w/wool (cat.# 22286-200.1)  
**Inj. Temp.:** 225 °C  
**Oven**  
**Oven Temp.:** 130 °C (hold 0.5 min) to 330 °C at 5 °C/min  
**Carrier Gas** He, constant flow  
**Flow Rate:** 1 mL/min  
**Detector** MS  
**Mode:** SIM  
**Transfer Line**  
**Temp.:** 320 °C  
**Ionization Mode:** EI

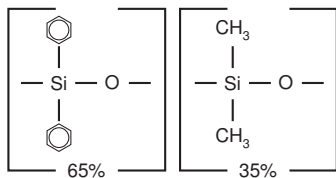
- Notes**  
*Extraction and dSPE Cleanup for Pesticide Residues in Olive Oil*  
 Test sample: A 1.5 mL sample of commercially obtained virgin olive oil was spiked with a standard organochlorine pesticide mix. The spiked sample was processed as follows.
1. Dilute with 1.5 mL hexane.
  2. Add 6 mL of acetonitrile (ACN).
  3. Mix for 30 minutes on a shaker.
  4. Allow layers to separate (approximately 20 minutes), then collect the top (ACN) layer.
  5. Repeat the liquid-liquid extraction (steps 2-4) and combine both ACN extract layers.
  6. Place 1 mL of the combined ACN extract in a 1.5 mL tube containing 150 mg magnesium sulfate and 50 mg PSA.
  7. Shake the tube for 2 minutes.
  8. Centrifuge at 3,000 U/min for approximately 5 minutes.
  9. Remove the top layer and inject directly into the gas chromatograph system.



For peak list, visit [www.restek.com](http://www.restek.com) and enter GC\_FF01044 in the search

## Triglycerides in Foods Analysis

### Rtx®-65TG Structure



Similar to: (65%-phenyl)-methylpolysiloxane

### Rtx®-65TG Columns (fused silica)

(high polarity phase; Crossbond® diphenyl dimethyl polysiloxane)

- Application-specific columns, specially tested for triglycerides.
- Stable to 370 °C.

The Rtx®-65TG phase resolves triglycerides by degree of unsaturation as well as by carbon number. Because of the chemistry required to achieve 370 °C thermal stability, an Rtx®-65TG column should not be used for the analyses of polar compounds.

ID	df	temp. limits	15-Meter	30-Meter
0.25 mm	0.10 µm	40 to 370 °C	17005	17008
0.32 mm	0.10 µm	40 to 370 °C	17006	17009
0.53 mm	0.10 µm	40 to 370 °C	17007	17010

### crossbond® technology

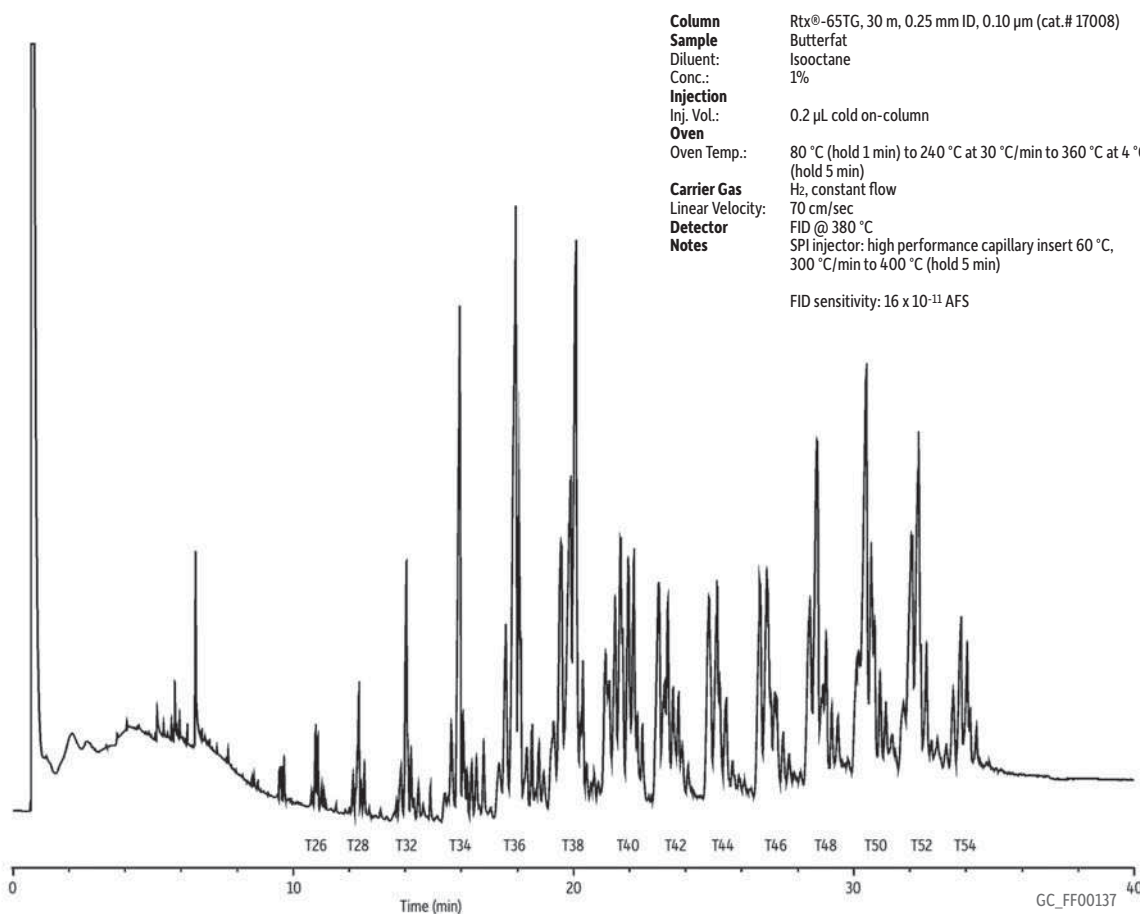
Reduces bleed, prolongs column lifetime, and allows rejuvenation through solvent rinsing.

### please note

Triglycerides are often injected via on-column injection. Use 0.53 mm retention gaps and appropriate connectors.

- Vu2 Union® connectors (see page 210)
- MXT®-Union connector kits for fused silica (see page 212)

### Butter Triglycerides on Rtx®-65TG





## Aromatics & Oxygenates in Gasoline Analysis

### Rt®-TCEP Columns (fused silica)

(highly polar phase; 1,2,3-tris[2-cyanoethoxy]propane—not bonded)

- General-purpose columns, ideal for aromatics and oxygenates in gasoline.
- Temperature range: 0 °C to 135 °C.

Most gasolines contain aliphatic hydrocarbons up to *n*-dodecane (C12). To improve identification of the aromatics and oxygenates, it is desirable to elute benzene after C11 and toluene after C12. The extremely polar Rt®-TCEP stationary phase provides a retention index for benzene greater than 1,100 and permits the separation of alcohols and aromatics from the aliphatic constituents in gasoline.

Rt®-TCEP columns have the same high polarity as TCEP packed columns (precolumns in ASTM Method D4815 for the analysis of petroleum oxygenates), with the efficiency of a capillary column. The result is a column that can separate a wide variety of compounds with an elution pattern unattainable using other high polarity siloxanes.

The Rt®-TCEP column incorporates a nonbonded stationary phase coated on a surface specialized for enhanced polymer stability and extended column lifetime. Solvent rinsing should be avoided. Conditioning is necessary only if the column is to be used at temperatures near the maximum operating temperature.

ID	df	temp. limits	30-Meter	60-Meter
0.25 mm	0.40 µm	0 to 135 °C	10998	10999

### similar phases

SPB-TCEP, CP-TCEP

### free literature

Analyzing Oxygenates in Gasoline Using TCEP and Rt<sup>x</sup>-1/MXT<sup>®</sup>-1 Columns

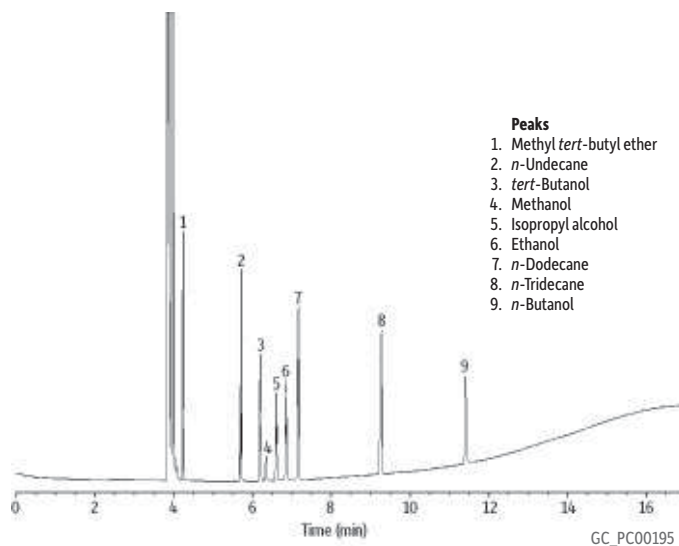
Download your free copy from

[www.restek.com](http://www.restek.com)

lit. cat.# 59587A



### Petroleum Oxygenates on Rt®-TCEP



#### Peaks

1. Methyl *tert*-butyl ether
2. *n*-Undecane
3. *tert*-Butanol
4. Methanol
5. Isopropyl alcohol
6. Ethanol
7. *n*-Dodecane
8. *n*-Tridecane
9. *n*-Butanol

**Column** Rt®-TCEP, 60 m, 0.25 mm ID, 0.40 µm (cat.# 10999)  
**Sample**  
**Conc.:** 500 ppm  
**Injection**  
**Inj. Vol.:** 1.0 µL split  
**Inj. Temp.:** 200 °C  
**Split Vent**  
**Flow Rate:** 46 mL/min  
**Oven**  
**Oven Temp:** 60 °C (hold 5 min) to 100 °C at 5 °C/min (hold 10 min)  
**Carrier Gas** He, constant pressure  
**Linear Velocity:** 30 cm/sec @ 80 °C  
**Detector** FID @ 200 °C  
**Notes** FID sensitivity: 6.4 x 10<sup>-11</sup> AFS

### save money!

Get six columns for the price of five.  
**Call 800-356-1688, ext. 4,** or your Restek representative for details!

## Biodiesel Fuels Analysis


### free literature

**Biodiesel Solutions**  
 Innovative Products for Simple,  
 Reliable Biodiesel Analysis

Download your  
 free copy from

[www.restek.com](http://www.restek.com)

lit. cat.#  
 PCFL1409-UNV

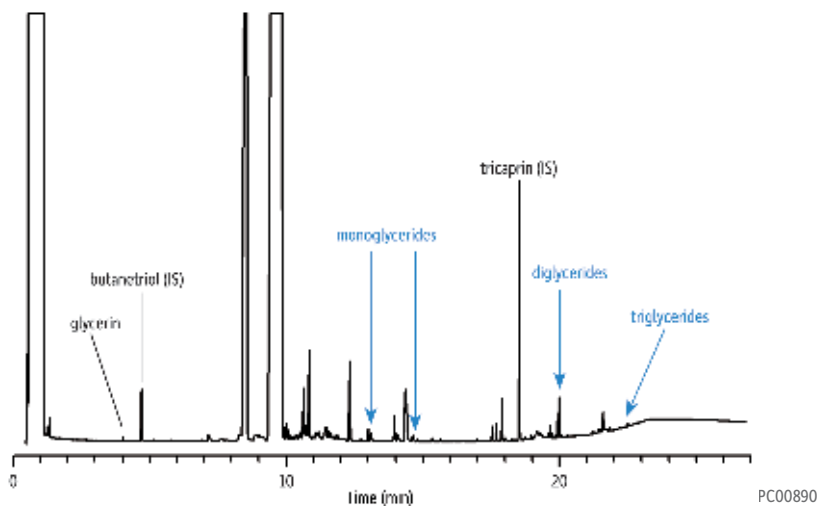


### Rtx®-Biodiesel TG Columns (fused silica)

- Linearity for all reference compounds exceeds method requirements.
- Columns with retention gaps feature Alumaseal® connectors to prevent leaks and extend column life.
- Low column bleed at high temperatures.
- For glycerin and glycerides analysis, according to ASTM D6584 and EN 14105 methods.

Description	temp. limits	cat.#
10 m, 0.32 mm ID, 0.10 µm	to 330/380 °C	10292
10 m, 0.32 mm ID, 0.10 µm with 2 m x 0.53 mm ID Retention Gap	to 330/380 °C	10291
15 m, 0.32 mm ID, 0.10 µm	to 330/380 °C	10294
15 m, 0.32 mm ID, 0.10 µm with 2 m x 0.53 mm ID Retention Gap	to 330/380 °C	10293

### Glycerin in Biodiesel on Rtx®-Biodiesel TG



**Column** Rtx®-Biodiesel TG, 10 m, 0.32 mm ID, 0.10 µm  
 using Hydroguard® tubing 2 m, 0.53 mm ID,  
 with Alumaseal® connector (cat.# 10291)

**Sample Injection**  
 Inj. Vol.: 1.0 µL cold on-column  
 Temp. Program: oven track

**Oven**  
 Oven Temp.: 50 °C (hold 1 min) to 180 °C at 15 °C/min (hold 7 min) to 230 °C at 30 °C/min to 380 °C at 30 °C/min (hold 5 min)

**Carrier Gas** H<sub>2</sub>, constant flow

**Flow Rate:** 4 mL/min

**Detector** FID @ 380 °C

## Detailed Hydrocarbon Analysis (DHA)

### Rtx®-DHA Columns (fused silica)

(Crossbond® 100% dimethyl polysiloxane—optimized for hydrocarbon analysis)

- Columns meet or exceed all ASTM D6730-01 and CAN/CGSB 3.0 No. 14.3-99 method guidelines; test report for method D6730 supplied with each column.
- Excellent responses and peak symmetry for polar oxygenates.

Gasolines are complex mixtures of hundreds of compounds. Information about concentrations of the individual components is important for evaluating raw materials and for controlling refinery processes. ASTM D6730-01 outlines a high-resolution GC method for detailed hydrocarbon analysis (DHA) of gasolines. Rtx®-DHA columns are ideal for DHA methods and easily meet or exceed both ASTM D6730-01 and Canadian General Standards Board CAN/CGSB 3.0 No. 14.3-99 requirements. Every Rtx®-DHA column is tested for retention, efficiency, stationary phase selectivity, and bleed—guaranteeing reproducible column-to-column performance.

ID	df	temp. limits	50-Meter	100-Meter	150-Meter
0.20 mm	0.50 µm	-60 to 300/340 °C	10147		
0.25 mm	0.50 µm	-60 to 300/340 °C		10148	
	1.00 µm	-60 to 280/340 °C			10149

### Rtx®-5 DHA Tuning Column (fused silica)

(Crossbond® 5% diphenyl/95% dimethyl polysiloxane—optimized for hydrocarbon analysis)

ID	df	temp. limits	5-Meter
0.25 mm	1.00 µm	-60 to 325/350 °C	10165

### similar phases

HP-PONA, DB-Petro, CP-Sil PONA C8, Petrocol DH

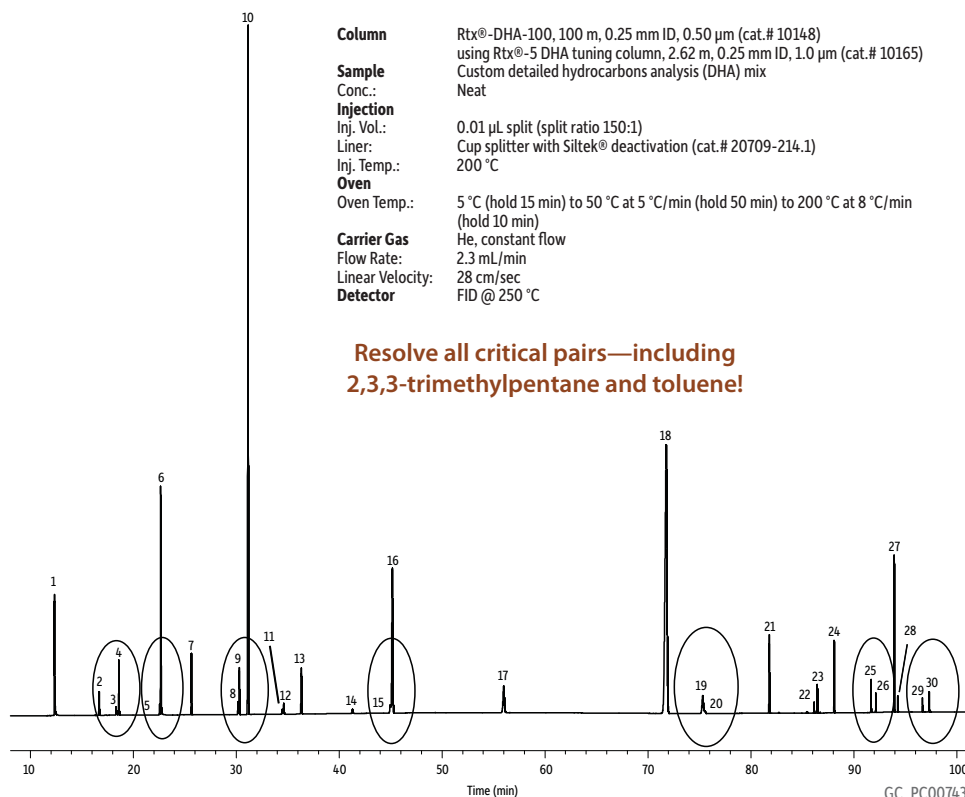
### Method Recommended

ASTM Method	Column	cat. #	Dimensions
D6729	Rtx-DHA-100	10148	100 m x 0.25 mm, 0.50 µm
D6730	Rtx-DHA-100 & Rtx-5 DHA	10148	100 m x 0.25 mm, 0.50 µm w/ precolumn
	Tuning Column	10165	
D6733	Rtx-DHA-50	10147	50 m x 0.20 mm, 0.50 µm
D5501	Rtx-DHA-150	10149	150 m x 0.25 mm, 1.0 µm

### did you know?

Using hydrogen instead of helium can cut analysis time in half! Visit [www.restek.com](http://www.restek.com) to learn more.

## Detailed Hydrocarbons Analysis on Rtx®-DHA-100



**similar phases**

Select Mineral Oil

**Fused Silica, PLOT, & MXT®  
Capillary GC Column  
Ferrule Guide**

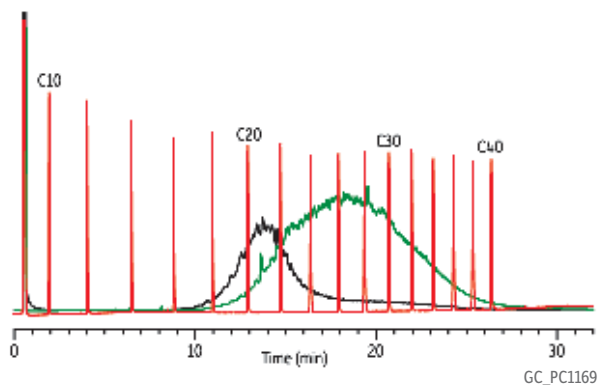
GC Column ID	Ferrule ID
0.10 mm	0.4
0.15 mm	0.4
0.18 mm	0.4
0.25 mm	0.4
0.28 mm	0.4
0.32 mm	0.5
0.45 mm	0.8
0.53 mm	0.8

**Mineral Oils/Extractable Petroleum Hydrocarbon Analysis****Rtx®-Mineral Oil Columns** (fused silica)

- Application-specific columns meet DIN EN ISO 9377-2:2000 requirements.
- Optimized column dimensions for fast mineral oil screening.
- Surface-linked phase guarantees long lifetime, robustness, and stability to 400 °C.

The Rtx®-Mineral Oil stationary phase and column dimensions were optimized for the fast screening of mineral oils in extracts from solids and water samples according to DIN EN ISO 9377-2:2000. The 0.10 µm column is the gold standard for the method, whereas the 0.15 µm column provides more complete separation of C10 from the solvent peak when large injection volumes are used. Compared with common industry solutions, the unique surface bonding of the Rtx®-Mineral Oil column ensures long column lifetime, even at higher temperatures. These unique columns can be used at temperatures ranging from 380 °C (isothermal) to 400 °C (programmable), and each column is tested individually for bleed to ensure exceptional performance at these extreme conditions.

ID	df	temp. limits	15-Meter
0.32 mm	0.10 µm	-60 to 380/400 °C	18079
	0.15 µm	-60 to 380/400 °C	18074
	0.30 µm	-60 to 380/400 °C	18075

**Mineral Oil and Motor Oil on Rtx®-Mineral Oil**

GC\_PC1169

<b>Column</b>	Rtx®-Mineral Oil, 15 m, 0.32 mm ID, 0.15 µm (cat.# 18074) using IP deactivated guard column 2 m, 0.53 mm ID (cat.# 10047)
<b>Sample</b>	Custom mineral oil/motor oil mix
<b>Diluent:</b>	Hexane
<b>Conc.:</b>	500 µg/mL
<b>Injection</b>	
<b>Inj. Vol.:</b>	0.5 µL cold on-column
<b>Temp. Program:</b>	53 °C to 300 °C at 10 °C/min (hold 20 min)
<b>Oven</b>	
<b>Oven Temp:</b>	50 °C to 300 °C at 10 °C/min (hold 20 min)
<b>Carrier Gas</b>	Hz, constant flow
<b>Linear Velocity:</b>	40 cm/sec @ 50 °C
<b>Dead Time:</b>	0.625 min @ 50 °C
<b>Detector</b>	FID @ 330 °C
<b>Make-up Gas</b>	
<b>Flow Rate:</b>	30 mL/min
<b>Make-up Gas Type:</b>	N <sub>2</sub>
<b>Data Rate:</b>	20 Hz
<b>Instrument</b>	Agilent/HP6890 GC
<b>Notes</b>	Black trace = mineral oil Green trace = motor oil Red trace = C10-C40 standard

## Simulated Distillation Analysis (C5-C44)

### Rtx®-2887 Column (fused silica)

(nonpolar phase; Crossbond® 100% dimethyl polysiloxane—for simulated distillation)

- Application-specific column for simulated distillation.
- Stable to 360 °C.

The Rtx®-2887 column's stationary phase, column dimensions, and film thickness have been optimized to exceed the resolution and skewing factor requirements specified in ASTM Method D2887. Each column is individually tested to guarantee a stable baseline with low bleed and reproducible retention times. The Crossbond® methyl silicone stationary phase has increased stability compared to packed columns, ensuring stable baselines and shorter conditioning times.

ID	df	temp. limits	10-Meter
0.53 mm	2.65 µm	-60 to 360 °C	10199

### similar phases

DB-2887, Petrocol 2887, Petrocol EX2887

### also available

#### Rtx®-1 SimDist 2887

A packed column for process instrumentation.

See **page 118**.



### free literature

#### Rtx®-2887/MXT®-2887

Restek's Capillary GC Columns for Simulated Distillation of Petroleum Fractions

Download your free copy from [www.restek.com](http://www.restek.com)

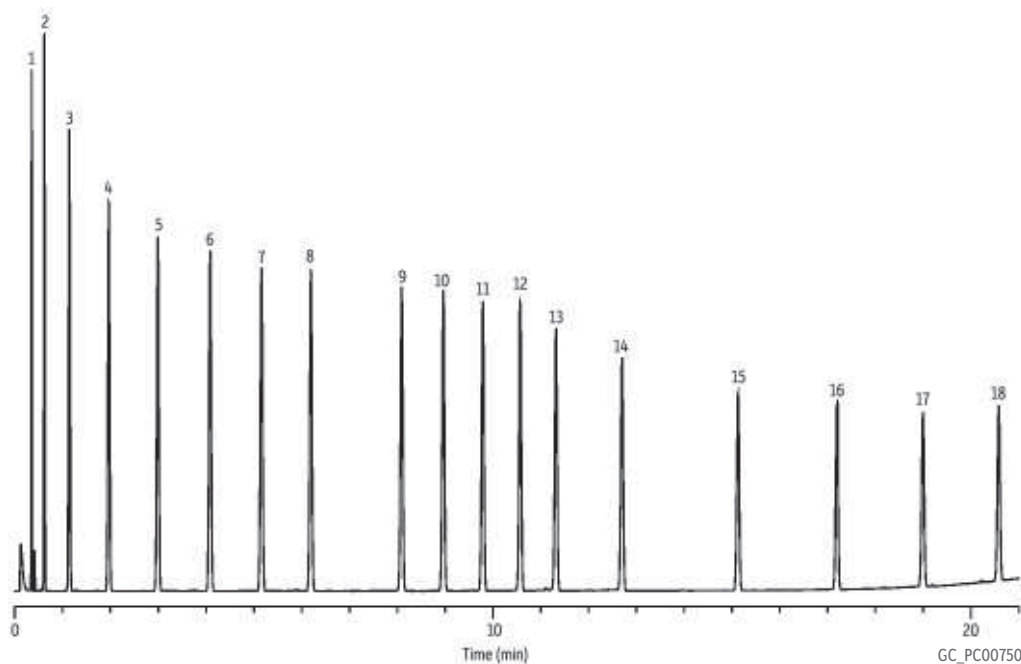
lit. cat.# 59567B



### also available

For more simulated distillation products, see **pages 100–101**.

### Simulated Distillation (C5-C44) on Rtx®-2887



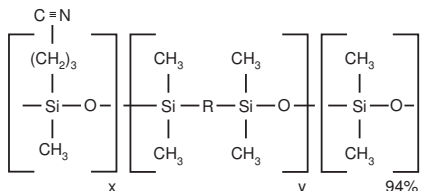
- Peaks**
1. C5
  2. C6
  3. C7
  4. C8
  5. C9
  6. C10
  7. C11
  8. C12
  9. C14
  10. C16
  11. C18
  12. C20
  13. C24
  14. C28
  15. C32
  16. C36
  17. C40
  18. C44

**Column** Rtx®-2887, 10 m, 0.53 mm ID, 2.65 µm (cat.# 10199)  
**Sample** C5 to C44 hydrocarbon standard  
**Diluent:** Carbon disulfide  
**Conc.:** 0.01-0.1 wt. %  
**Injection**  
**Inj. Vol.:** 1 µL direct  
**Inj. Temp.:** 360 °C  
**Oven**  
**Oven Temp:** 35 °C to 360 °C at 15 °C/min (hold 5 min)  
**Carrier Gas** He, constant flow  
**Flow Rate:** 15 mL/min  
**Linear Velocity:** 112 cm/sec  
**Detector** FID @ 360 °C



## Organic Volatile Impurities (OVI) Analysis

### Rxi®-624Sil MS Structure



Similar to: (6%-cyanopropylphenyl)-methylpolysiloxane

### similar phases

DB-624, VF-624ms, CP-Select 624 CB, ZB-624

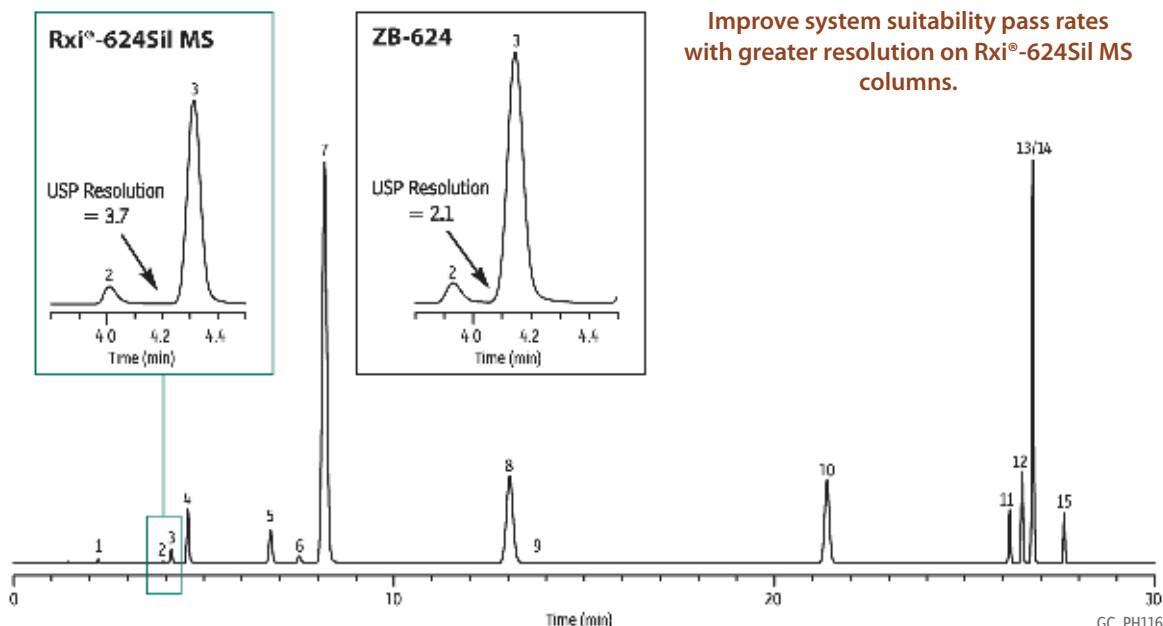
### Rxi®-624Sil MS Columns (fused silica)

(midpolarity Crossbond® phase)

- Low-bleed, high-thermal stability column—maximum temperatures up to 320 °C.
- Inert—excellent peak shape for a wide range of compounds.
- Selective—highly selective for volatile organics and residual solvents, great choice for USP<467>.
- Manufactured for column-to-column reproducibility—well-suited for validated methods.

ID	df	temp. limits	20-Meter	30-Meter	60-Meter	75-Meter	105-Meter
0.18 mm	1.00 µm	-20 to 300/320 °C	13865				
0.25 mm	1.40 µm	-20 to 300/320 °C		13868	13869		
0.32 mm	1.80 µm	-20 to 300/320 °C		13870	13872		
0.53 mm	3.00 µm	-20 to 280/300 °C		13871	13873	13874	13875

### Competitor Comparison: Class 2 - Mix A Residual Solvents for USP <467> Water-Soluble Articles



Improve system suitability pass rates with greater resolution on Rxi®-624Sil MS columns.

**Column** Rxi®-624Sil MS, 30 m, 0.32 mm ID, 1.80 µm (cat.# 13870)  
**Sample** Residual solvents class 2 - mix A (cat.# 36271)  
**Diluent:** Water  
**Injection** Headspace-loop split (split ratio 5:1)  
**Liner:** 1 mm split (cat.# 20972)  
**Headspace-Loop**  
**Inj. Port Temp.:** 140 °C  
**Instrument:** Tekmar HT3  
**Inj. Time:** 1 min  
**Transfer Line Temp.:** 110 °C  
**Valve Oven Temp.:** 110 °C  
**Sample Temp.:** 80 °C  
**Sample Equil. Time:** 60 min  
**Vial Pressure:** 10 psi  
**Pressurize Time:** 0.5 min  
**Pressure**  
**Equilibration Time:** 0.05 min  
**Loop Pressure:** 5 psi  
**Loop Fill Time:** 0.1 min  
**Oven**  
**Oven Temp.:** 40 °C (hold 20 min) to 240 °C at 10 °C/min (hold 20 min)  
**Carrier Gas** He, constant flow  
**Linear Velocity:** 35 cm/sec  
**Dead Time:** 1.45 min @ 40 °C  
**Detector** FID @ 250 °C  
**Data Rate:** 5 Hz  
**Instrument** Agilent/HP6890 GC  
**Acknowledgement** Teledyne Tekmar

Peaks	tR (min)	Conc. (µg/mL)
1. Methanol	2.281	25.00
2. Acetonitrile	4.009	3.42
3. Dichloromethane	4.313	5.00
4. <i>trans</i> -1,2-Dichloroethene	4.798	7.83
5. <i>cis</i> -1,2-Dichloroethene	7.028	7.83
6. Tetrahydrofuran	7.706	5.75
7. Cyclohexane	8.708	32.33
8. Methylcyclohexane	14.099	9.83
9. 1,4-Dioxane	15.054	3.17
10. Toluene	22.018	7.42
11. Chlorobenzene	26.570	3.00
12. Ethylbenzene	26.837	3.07
13. <i>m</i> -Xylene	27.147	10.85
14. <i>p</i> -Xylene	27.147	2.53
15. <i>o</i> -Xylene	27.927	1.63

GC\_PH1161

## Organic Volatile Impurities (OVI) Analysis

### Stabilwax® Columns (fused silica)

(polar phase; Crossbond® polyethylene glycol)

- Most stable polyethylene glycol (PEG) column available.
- Rugged enough to withstand repeated water injections.
- Lowest bleed PEG column on the market; long column lifetimes.
- Temperature range: 40 °C to 260 °C.
- Equivalent to USP G14, G15, G16, G20, and G39 phases.

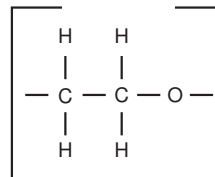
Restek's polar-deactivated surface tightly binds the Carbowax® polymer and increases thermal stability, relative to competitive columns. Because of the increased stability produced by the bonding process, Stabilwax® columns exhibit long column lifetimes, even when programming repeatedly up to 260 °C. The bonding mechanism of the column also produces polar compound retention times that do not shift as is often observed on other wax-type columns. In addition, this bonding mechanism produces a column that can be rejuvenated by solvent washing. Stabilwax® columns are used for a wide range of compounds and matrices including: FAMES, flavor compounds, essential oils, solvents, aromatics including xylene isomers, acrolein/acrylonitrile (EPA 603), and oxygenated compounds. Also used for purity testing of chemicals and analyzing impurities in water matrices and alcoholic beverages.

ID	df	temp. limits	15-Meter	30-Meter	60-Meter
0.25 mm	0.10 µm	40 to 250/260 °C	10605	10608	10611
	0.25 µm	40 to 250/260 °C	10620	10623	10626
	0.50 µm	40 to 250/260 °C	10635	10638	10641
0.32 mm	0.25 µm	40 to 250/260 °C	10621	10624	10627
	0.50 µm	40 to 250/260 °C	10636	10639	10642
	1.00 µm	40 to 240/250 °C	10651	10654	10657
0.53 mm	0.25 µm	40 to 250/260 °C	10622	10625	10628
	0.50 µm	40 to 250/260 °C	10637	10640	10643
	1.00 µm	40 to 240/250 °C	10652	10655	10658
	1.50 µm	40 to 230/240 °C	10666	10669	10672
	2.00 µm	40 to 220/230 °C	10667	10670	

ID	df	temp. limits	10-Meter	20-Meter
0.15 mm	0.15 µm	40 to 250/260 °C	43830	43831
0.18 mm	0.18 µm	40 to 250 °C		40602

### G16 phase

#### Stabilwax® Structure



#### similar phases

HP-INNOWax, CP Wax 52 CB, VF-WAX MS, ZB-WAXplus

### ordering note

**Get the protection without the connection!**  
For Stabilwax® columns with built-in Integra-Guard® guard columns, see [page 25](#).


### free literature

#### Residual Solvent Analysis

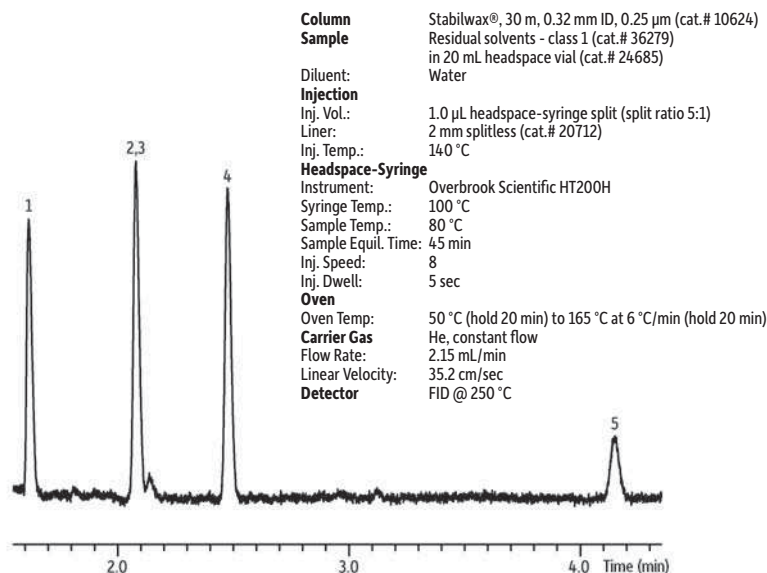
Download your  
free copy from

[www.restek.com](http://www.restek.com)

lit. cat.#  
PHFL1018A



### Residual Solvents Class 1 on Stabilwax® (G16)



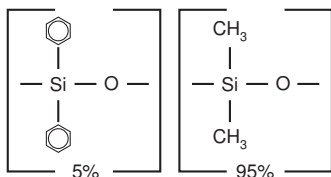
#### Peaks

1. 1,1-Dichloroethene
2. 1,1,1-Trichloroethane
3. Carbon tetrachloride
4. Benzene
5. 1,2-Dichloroethane

**SYSTEM  
SUITABILITY  
CRITERIA  
MET**

GC\_PH00951

## G27 phase

Rtx<sup>®</sup>-5 Structure

Similar to: (5%-phenyl)-methylpolysiloxane

## similar phases

HP-5, DB-5, CP-Sil 8 CB, ZB-5

## Organic Volatile Impurities (OVI) Analysis

Rtx<sup>®</sup>-5 Columns (fused silica)(low polarity phase; Crossbond<sup>®</sup> diphenyl dimethyl polysiloxane)

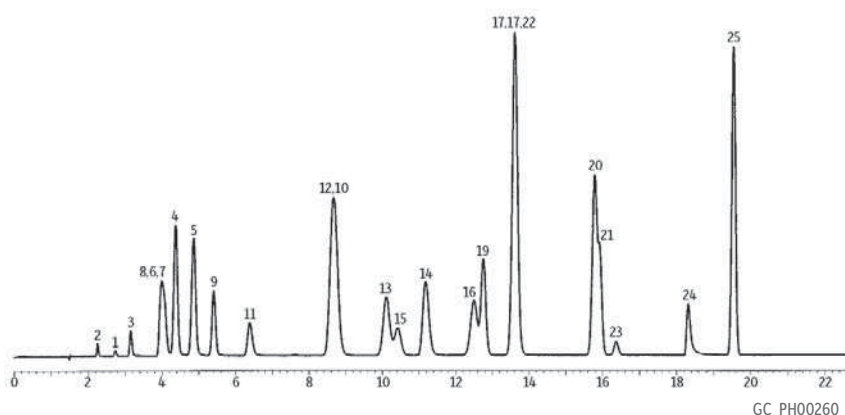
- General-purpose columns for drugs, solvent impurities, pesticides, hydrocarbons, PCB congeners (e.g., Aroclor mixes), essential oils, semivolatiles.
- Temperature range: -60 °C to 350 °C.
- Equivalent to USP G27 and G36 phases.

The diphenyl dimethyl polysiloxane stationary phase is the most popular GC stationary phase and is used in a wide variety of applications. All residual catalysts and low molecular weight fragments are removed from the Rtx<sup>®</sup>-5 polymer, providing a tight mono-modal distribution and extremely low bleed.

ID	df	temp. limits*	15-Meter	30-Meter	60-Meter	105-Meter
0.25 mm	0.10 µm	-60 to 330/350 °C	10205	10208	10211	
	0.25 µm	-60 to 330/350 °C	10220	10223	10226	10229
	0.50 µm	-60 to 330/350 °C	10235	10238	10241	10244
	1.00 µm	-60 to 325/340 °C	10250	10253	10256	10259
0.32 mm	0.10 µm	-60 to 330/350 °C	10206	10209	10212	
	0.25 µm	-60 to 330/350 °C	10221	10224	10227	
	0.50 µm	-60 to 330/350 °C	10236	10239	10242	
	1.00 µm	-60 to 325/340 °C	10251	10254	10257	10260
	1.50 µm	-60 to 310/330 °C	10266	10269	10272	10275
0.53 mm	0.10 µm	-60 to 280/300 °C	10281	10284	10287	10290
	0.10 µm	-60 to 320/340 °C	10207	10210		
	0.25 µm	-60 to 320/340 °C	10222	10225	10228	
	0.50 µm	-60 to 320/330 °C	10237	10240	10243	
	1.00 µm	-60 to 320/330 °C	10252	10255	10258	
	1.50 µm	-60 to 310/330 °C	10267	10270	10273	
0.53 mm	3.00 µm	-60 to 270/290 °C	10282	10285	10288	
	5.00 µm	-60 to 270/290 °C	10277	10279	10283	

ID	df	temp. limits	10-Meter	20-Meter	40-Meter
0.18 mm	0.20 µm	-60 to 325/340 °C	40201	40202	40203
	0.40 µm	-60 to 315/330 °C	40210	40211	40212

\*Maximum temperatures listed are for shorter length columns. Longer columns may have a different maximum temperature.

Organic Volatile Impurities on Rtx<sup>®</sup>-5 (Rtx<sup>®</sup>-G27)

## Peaks

1. Ethylene oxide
2. Methanol
3. Ethanol
4. Diethyl ether
5. 1,1-Dichloroethene
6. Acetone
7. Isopropanol
8. Acetonitrile
9. Methylene chloride
10. *n*-Hexane
11. *n*-Propanol
12. Methyl ethyl ketone
13. Ethyl acetate
14. Tetrahydrofuran
15. Chloroform
16. 1,1,1-Trichloroethane
17. Carbon tetrachloride
18. Benzene
19. 1,2-Dichloroethane
20. Heptane
21. Trichloroethylene
22. *n*-Butanol
23. 1,4-Dioxane
24. Pyridine
25. Toluene

<b>Column</b>	Rtx <sup>®</sup> -5 w/5m Integra-Guard <sup>®</sup> Column (Rtx <sup>®</sup> -G27), 30 m, 0.53 mm ID, 5.00 µm (cat.# 10279-126)
<b>Sample</b>	Headspace injection of common solvents for pharmaceutical processing. Prepared to equal about 500 ppm in the bulk pharmaceutical. Samples shaken and heated at 90 °C for 15 minutes, 1 mL headspace injection.
<b>Injection</b>	
Inj. Vol.:	1.000 µL headspace-syringe split (split ratio 2:1)
Inj. Temp.:	220 °C
<b>Oven</b>	
Oven Temp:	35 °C (hold 10 min) to 100 °C at 5 °C/min to 240 °C at 25 °C/min (hold 5 min)
<b>Carrier Gas</b>	He, constant pressure
Linear Velocity:	35 cm/sec @ 35 °C
<b>Detector</b>	FID @ 240 °C
<b>Notes</b>	FID sensitivity: 1.05 x 10 <sup>-11</sup> AFS

## Organic Volatile Impurities (OVI) Analysis

**Rtx®-G27 Column** (fused silica with 5-meter Integra-Guard® guard column)  
(Crossbond® diphenyl dimethyl polysiloxane)

- Application-specific columns for residual solvents in pharmaceutical products. Meet all requirements of USP <467>.
- Analytical column with Integra-Guard® guard column eliminates connecting problems and leaks.
- Rtx®-G27 stable to 290 °C.

Some USP <467> methods require the use of a guard column. Our Integra-Guard® integrated guard column system makes it easy to comply.

ID	df	temp. limits	30-Meter with 5-Meter, 0.53mm ID Integra-Guard Guard Column
0.53 mm	5.00 µm	-60 to 270/290 °C	10279-126

**Rtx®-G43 Column** (fused silica with 5-meter Integra-Guard® guard column)  
(Crossbond® cyanopropylphenyl dimethyl polysiloxane)

- Application-specific columns for residual solvents in pharmaceutical products. Meet all requirements of USP <467>.
- Analytical column with Integra-Guard® guard column eliminates connecting problems and leaks.
- Rtx®-G43 stable to 240 °C.

Some USP <467> methods require the use of a guard column. Our Integra-Guard® integrated guard column system makes it easy to comply.

ID	df	temp. limits	30-Meter with 5-Meter, 0.53mm ID Integra-Guard Guard Column
0.53 mm	3.00 µm	-20 to 240 °C	16085-126

# USP

Pharmaceutical  
Standards

See pages 551-552.



## free literature

A Technical Guide for  
Static Headspace  
Analysis  
Using GC

lit. cat.#  
59895A



Custom Residual  
Solvents  
Mixes

lit. cat.#  
PHTS1212



Download your free copies from

[www.restek.com](http://www.restek.com)

# Get More Choices in Headspace Vials

- Diverse closures
- Quality septa materials
- Wide range of vial sizes and styles

[www.restek.com/vials](http://www.restek.com/vials)



**similar phases**

HP-FFAP, DB-FFAP, VF-DA, CP WAX58, NUKOL, ZB-FFAP

**crossbond® technology**

Reduces bleed, prolongs column lifetime, and allows rejuvenation through solvent rinsing.

**please note**

Stabilwax®-DA columns should not be rinsed with water.

**Acidic Compounds Analysis****Stabilwax®-DA Columns** (fused silica)

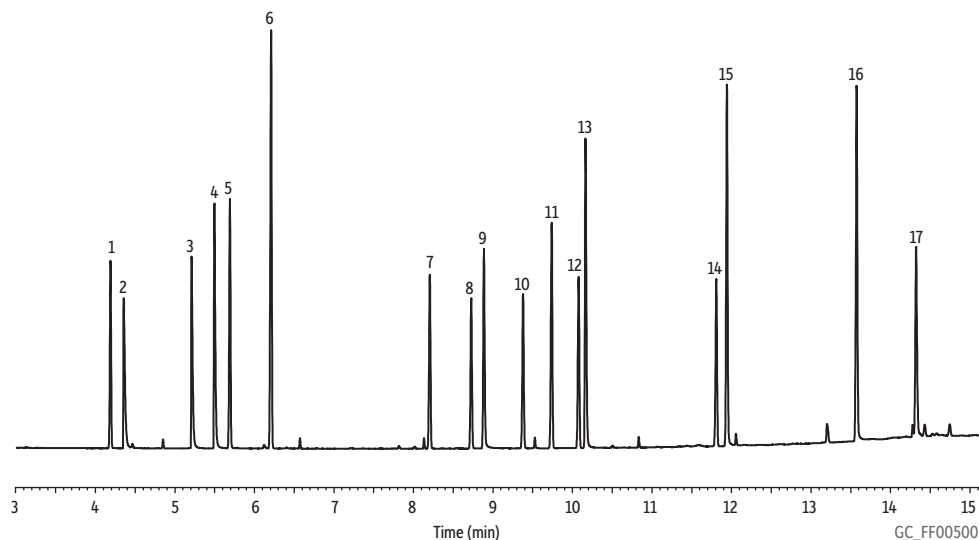
(polar phase; Crossbond® acid-deactivated Carbowax® polyethylene glycol—for acidic compounds)

- Application-specific columns for free (underivatized) acids, some inorganic acids.
- Resistant to oxidative damage.
- Temperature range: 40 °C to 260 °C.
- Equivalent to USP G25, G35 phases.

Stabilwax®-DA bonded polyethylene glycol has an acidic functionality incorporated into the polymer structure. This permits analysis of acidic compounds without derivatization, significantly reduces adsorption of acids, and increases sample capacity for volatile free acids. Stabilwax®-DA columns last longer and give better peak shapes for high molecular weight acids.

Some inorganic acids also chromatograph well on a Stabilwax®-DA column; the limitation is the volatility of the acidic compound.

ID	df	temp. limits	15-Meter	30-Meter	60-Meter
0.25 mm	0.10 µm	40 to 250/260 °C	11005	11008	
	0.25 µm	40 to 250/260 °C	11020	11023	11026
	0.50 µm	40 to 250/260 °C	11035	11038	11041
0.32 mm	0.10 µm	40 to 250/260 °C		11009	
	0.25 µm	40 to 250/260 °C	11021	11024	11027
	0.50 µm	40 to 250/260 °C	11036	11039	11042
	1.00 µm	40 to 240/250 °C	11051	11054	11057
0.53 mm	0.10 µm	40 to 250/260 °C	11007		
	0.25 µm	40 to 250/260 °C	11022	11025	11028
	0.50 µm	40 to 250/260 °C	11037	11040	11043
	1.00 µm	40 to 240/250 °C	11052	11055	11058
	1.50 µm	40 to 230/240 °C	11062	11065	11068

**Underivatized Alcoholic Beverage Acids and Methyl Esters on Stabilwax®-DA**

**Column** Stabilwax®-DA, 30 m, 0.18 mm ID, 0.18 µm (cat.# 550752)  
**Sample**  
**Diluent:** Ethyl acetate  
**Injection**  
 Inj. Vol.: 1 µL splitless (hold 0.5 min)  
 Liner: Splitless (4 mm ID) w/glass wool (cat.# 20814-202.1)  
 Inj. Temp.: 240 °C  
**Oven**  
 Oven Temp: 70 °C to 240 °C at 12 °C/min (hold 3 min)  
**Carrier Gas** H<sub>2</sub>, constant linear velocity  
 Linear Velocity: 28 psi, 193.1 kPa @ 240 °C  
**Detector** FID  
**Make-up Gas**  
 Type: N<sub>2</sub>



## Basic Compounds Analysis

**Rtx®-Volatile Amine Columns** (fused silica)

- Unique selectivity for baseline resolution of all volatile amines.
- Excellent inertness assures accuracy and sensitivity for volatile amines, including free ammonia.
- Highly robust phase withstands repeated water injections, resulting in longer column lifetime.
- High temperature stability (290 °C) ensures elution of amines up to C16 and allows contaminants to be removed by “baking out” the column.

The Rtx®-Volatile Amine column was designed specifically for analyzing volatile amines in difficult matrices, such as water. The unique base deactivation creates an exceptionally inert surface for these sensitive compounds, resulting in highly symmetrical peaks that allow low detection limits. The stable bonded phase yields a column that is not only retentive and highly selective for these compounds, but it is also very robust and able to withstand repeated water injections. Comparisons made by customers performing routine volatile amine applications have shown the Rtx®-Volatile Amine column outperforms other amine-specific columns, especially for peak shape and lifetime. Each Rtx®-Volatile Amine column is held to stringent quality specifications and tested with a specially designed test mix that includes basic compounds to ensure exceptional inertness, reliability, and reproducibility. These qualities assure consistent performance and make the Rtx®-Volatile Amine column the best choice for volatile amines analysis.

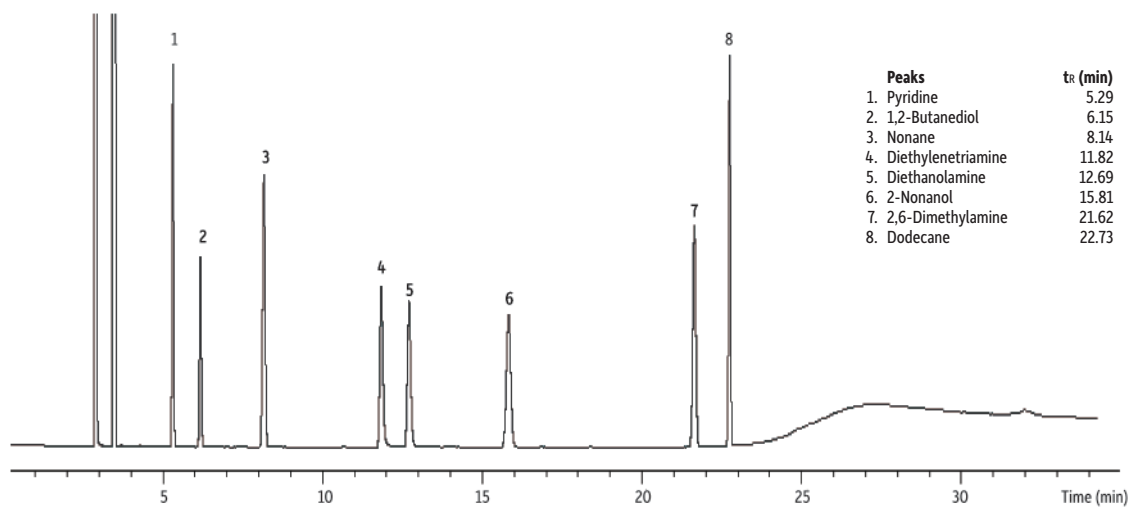
ID	temp. limits	15-Meter	30-Meter	60-Meter
0.32 mm	-60 to 270/290 °C	18076	18077	18078

**similar phase**

CP-Volatile

**please note**

We recommend using base-deactivated fused silica guard columns (**page 24**) and base-deactivated liners (**page 185**) with Rtx®-Volatile Amine columns.

**Volatile Amine Test Mix on Rtx®-Volatile Amine (60 m x 0.32 mm ID)**

**Column** Rtx®-Volatile Amine, 60 m, 0.32 mm ID (cat.# 18078)  
**Sample** Volatile amine column test mix (cat.# 35008)  
**Diluent:** Methanol:dichloromethane (50:50)  
**Conc.:** 900-1,800 µg/mL snap and shoot  
**Injection**  
**Inj. Vol.:** 1 µL split (split ratio 17.8:1)  
**Liner:** Sky® 4 mm single taper w/wool (cat.# 23303.1)  
**Inj. Temp.:** 250 °C  
**Split Vent**  
**Flow Rate:** 60 mL/min  
**Oven**  
**Oven Temp.:** 160 °C (hold 21 min) to 290 °C at 40 °C/min (hold 10 min)  
**Carrier Gas** He, constant flow  
**Flow Rate:** 3.4 mL/min  
**Detector** FID @ 300 °C  
**Make-up Gas**  
**Flow Rate:** 30 mL/min  
**Make-up**  
**Gas Type:** N<sub>2</sub>  
**Data Rate:** 50 Hz  
**Instrument** Agilent/HP6890 GC


**restek**  
**innovation!**
**similar phases**

PTA-5, CP-Sil CB

**please note**

We recommend using base-deactivated fused silica guard columns (**page 24**) and base-deactivated liners (**page 185**) with Rtx®-5 Amine columns.

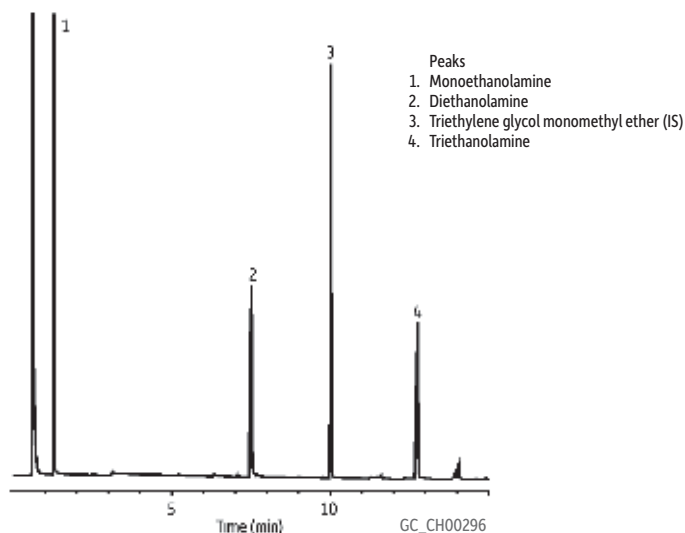
**Basic Compounds Analysis****Rtx®-5 Amine Columns** (fused silica)

(low polarity phase; Crossbond® 5% diphenyl/95% dimethyl polysiloxane)

- Application-specific columns for amines and other basic compounds, including alkylamines, diamines, triamines, ethanolamines, and nitrogen-containing heterocyclics.
- Stable to 315 °C.

Active basic compounds that otherwise require derivatization, or an alternative analytical technique, can be analyzed on an Rtx®-5 Amine column. The tubing surface is chemically altered to reduce tailing of basic compounds, eliminating the need for column priming. An Rtx®-5 Amine column is ideal for analyzing a wide variety of basic compounds, but breakthrough technology also allows the analysis of neutral compounds, adsorptive compounds with oxygen groups susceptible to hydrogen bonding, or even weakly acidic compounds such as phenols. Every Rtx®-5 Amine column is tested to ensure that it exceeds the requirements for analyzing ppm levels of amines, without priming, and to ensure low bleed at maximum operating temperature.

ID	df	temp. limits	15-Meter	30-Meter
0.25 mm	0.25 µm	-60 to 315 °C	12320	12323
	0.50 µm	-60 to 300/315 °C	12335	12338
	1.00 µm	-60 to 300/315 °C	12350	12353
0.32 mm	1.00 µm	-60 to 300/315 °C	12351	12354
	1.50 µm	-60 to 290/305 °C	12366	12369
0.53 mm	1.00 µm	-60 to 290/305 °C	12352	12355
	3.00 µm	-60 to 280/295 °C	12382	12385

**Ethanolamines on Rtx®-5 Amine**

**Column** Rtx®-5 Amine, 15 m, 0.25 mm ID, 0.50 µm (cat.# 12335)  
**Sample** Ethanolamine mix  
**Diluent:** Methanol  
**Conc.:** 34 ng on column  
**Injection**  
**Inj. Vol.:** 1.0 µL split (split ratio 58:1)  
**Inj. Temp.:** 280 °C  
**Oven**  
**Oven Temp.:** 50 °C (hold 2 min) to 180 °C at 10 °C/min (hold 2 min)  
**Carrier Gas** H<sub>2</sub>, constant pressure  
**Linear Velocity:** 43 cm/sec @ 50 °C  
**Detector** FID @ 300 °C  
**Notes** FID sensitivity: 6.4 x 10<sup>-11</sup> AFS

## Basic Compounds Analysis

### Rtx®-35 Amine Columns (fused silica)

(midpolarity phase; Crossbond® 35% diphenyl/65% dimethyl polysiloxane)

- Application-specific columns for amines and other basic compounds, including alkylamines, diamines, triamines, ethanolamines, and nitrogen-containing heterocyclics.
- Stable to 220 °C.

Active basic compounds that otherwise require derivatization, or an alternative analytical technique, can be analyzed on an Rtx®-35 Amine column. The tubing surface is chemically altered to reduce tailing of basic compounds, eliminating the need for column priming. An Rtx®-35 Amine column is ideal for analyzing a wide variety of basic compounds, but breakthrough technology also allows the analysis of neutral compounds and adsorptive compounds with oxygen groups susceptible to hydrogen bonding. Every Rtx®-35 Amine column is tested to ensure that it meets the requirements for analyzing ppm levels of amines, without priming, and to ensure low bleed at maximum operating temperature.

ID	df	temp. limits	15-Meter	30-Meter
0.25 mm	0.50 µm	0 to 220 °C	11335	11338
	1.00 µm	0 to 220 °C	11350	11353
0.32 mm	1.00 µm	0 to 220 °C	11351	11354
	1.50 µm	0 to 220 °C	11366	11369
0.53 mm	1.00 µm	0 to 220 °C	11352	11355
	3.00 µm	0 to 220 °C		11385

restek  
innovation!

### please note

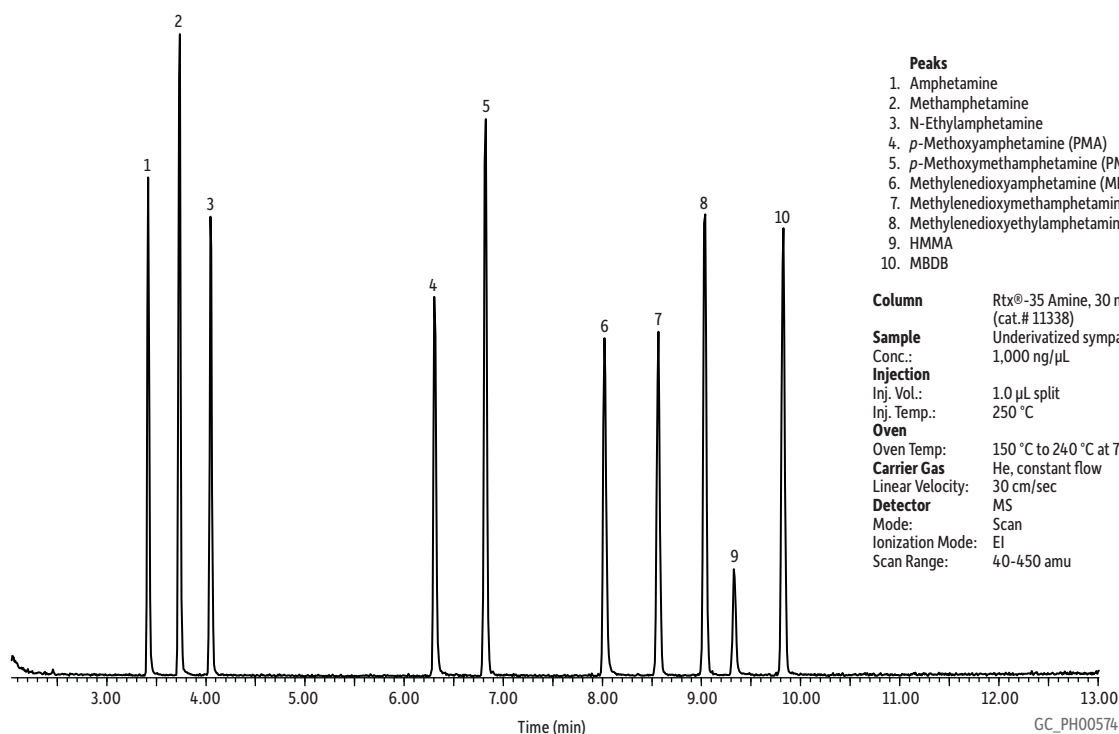
We recommend using base-deactivated fused silica guard columns (**page 24**) and base-deactivated liners (**page 185**) with Rtx®-35 Amine columns.

Table of Contents for  
GC Chromatograms

See **page 570**.



### Underivatized Sympathomimetic Amines (Basic Drugs) on Rtx®-35 Amine



#### Peaks

1. Amphetamine
2. Methamphetamine
3. N-Ethylamphetamine
4. *p*-Methoxyamphetamine (PMA)
5. *p*-Methoxymethamphetamine (PMMA)
6. Methylenedioxyamphetamine (MDA)
7. Methylenedioxyamphetamine (MDMA)
8. Methylenedioxyethylamphetamine (MDEA)
9. HMMA
10. MBDB

**Column** Rtx®-35 Amine, 30 m, 0.25 mm ID, 0.50 µm (cat.# 11338)  
**Sample** Underivatized sympathomimetic amines  
**Conc.:** 1,000 ng/µL  
**Injection**  
 Inj. Vol.: 1.0 µL split  
 Inj. Temp.: 250 °C  
**Oven**  
 Oven Temp: 150 °C to 240 °C at 7 °C/min  
**Carrier Gas** He, constant flow  
 Linear Velocity: 30 cm/sec  
**Detector** MS  
 Mode: Scan  
 Ionization Mode: EI  
 Scan Range: 40-450 amu

### similar phases

CAM, CP WAX 51, Carbowax® Amine


### free literature

GC Analysis of Non-Purgeable Solvents in Pharmaceutical Discharges

Download your free copy from

[www.restek.com](http://www.restek.com)

lit. cat.# 580027



## Basic Compounds Analysis

### Stabilwax®-DB Columns (fused silica)

(polar phase; Crossbond® base-deactivated Carbowax® polyethylene glycol—for amines and basic compounds)

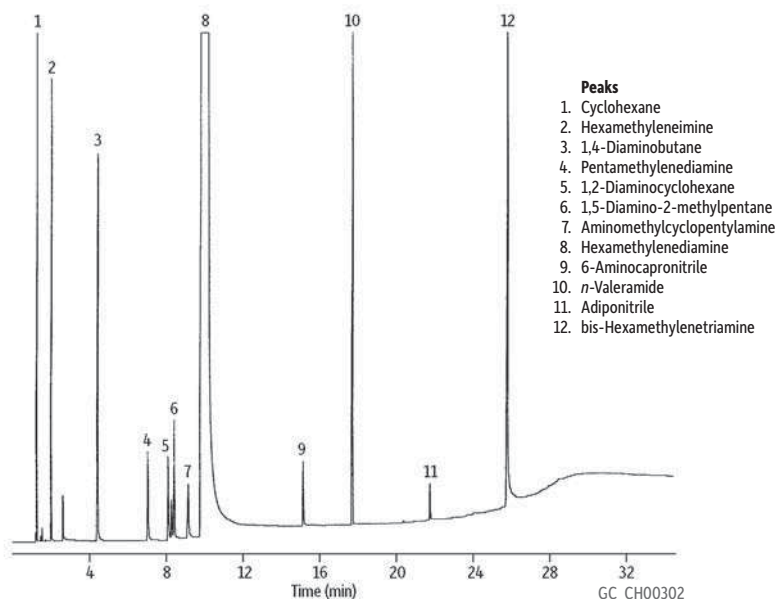
- Application-specific columns for underivatized amines and other basic compounds, including alkylamines, diamines, triamines, nitrogen-containing heterocyclics. No need for column priming.
- Temperature range: 40 °C to 220 °C.

Stabilwax®-DB columns reduce adsorption and improve responses for many basic compounds, without analyte derivatization or column priming. For different selectivity of basic compounds, or higher oven temperatures, use an Rtx®-5 Amine column.

Stabilwax®-DB is a bonded stationary phase, but avoid rinsing these columns with water or alcohols.

ID	df	temp. limits	15-Meter	30-Meter	60-Meter
0.25 mm	0.25 µm	40 to 210/220 °C	10820	10823	
	0.50 µm	40 to 210/220 °C		10838	
0.32 mm	0.25 µm	40 to 210/220 °C	10821	10824	
	0.50 µm	40 to 210/220 °C		10839	
0.53 mm	1.00 µm	40 to 210/220 °C	10851	10854	10857
	0.50 µm	40 to 210/220 °C		10840	
1.00 mm	1.00 µm	40 to 210/220 °C	10852	10855	10858
	1.50 µm	40 to 210/220 °C		10869	

### Hexamethylenediamine on Stabilwax®-DB



**Column** Stabilwax®-DB, 30 m, 0.32 mm ID, 0.25 µm (cat.# 10824)  
**Sample** Neat hexamethylenediamine (HMD)  
**Conc.:** 10 to 1,000 ng/component on-column  
**Injection**  
 Inj. Vol.: 0.4 µL direct  
 Inj. Temp.: 250 °C  
**Oven**  
 Oven Temp: 95 °C (hold 6 min) to 235 °C at 7 °C/min (hold 4 min)  
**Carrier Gas** Hz, constant pressure  
 Linear Velocity: 40 cm/sec  
**Detector** FID @ 250 °C  
**Notes** FID sensitivity: 2 x 10<sup>-11</sup> AFS



## Chiral Analysis

### Cyclodextrin Columns for Analyzing Many Chiral Compounds

By adding  $\beta$  or  $\gamma$  cyclodextrin to our bonded Rtx®-1701 stationary phase, we greatly enhance overall utility and column lifetime for our chiral columns, compared to columns that have pure cyclodextrin stationary phases. Separations of more than one hundred chiral compounds have been achieved using our unique DEX columns, and our columns continue to demonstrate stability after hundreds of temperature program cycles.

#### Rt®- $\gamma$ DEXsa Columns (fused silica)

(2,3-di-acetoxy-6-*O*-*tert*-butyl dimethylsilyl gamma cyclodextrin added into 14% cyanopropylphenyl/86% dimethyl polysiloxane)

Uses: Larger organic molecules. Also useful for flavor compounds in fruit juices.

ID	df	temp. limits	30-Meter
0.25 mm	0.25 $\mu$ m	40 to 230 °C	13113
0.32 mm	0.25 $\mu$ m	40 to 230 °C	13112

#### Rt®- $\beta$ DEXm Columns (fused silica)

(permethylated beta cyclodextrin added into 14% cyanopropylphenyl/86% dimethyl polysiloxane)

Uses: General-purpose chiral phase with many published applications.

ID	df	temp. limits	30-Meter
0.25 mm	0.25 $\mu$ m	40 to 230 °C	13100
0.32 mm	0.25 $\mu$ m	40 to 230 °C	13101

#### Rt®- $\beta$ DEXsm Columns (fused silica)

(2,3-di-*O*-methyl-6-*O*-*tert*-butyl dimethylsilyl beta cyclodextrin added into 14% cyanopropylphenyl/86% dimethyl polysiloxane)

Uses: Excellent column for most chiral compounds in essential oils.

ID	df	temp. limits	30-Meter
0.25 mm	0.25 $\mu$ m	40 to 230 °C	13105
0.32 mm	0.25 $\mu$ m	40 to 230 °C	13104

#### Rt®- $\beta$ DEXse Columns (fused silica)

(2,3-di-*O*-ethyl-6-*O*-*tert*-butyl dimethylsilyl beta cyclodextrin added into 14% cyanopropylphenyl/86% dimethyl polysiloxane)

Uses: Similar in performance to Rt- $\beta$ DEXsm, but provides better resolution for limonene, linalool, linalyl acetate, ethyl-2-methylbutyrate, 2,3-butane diol, and styrene oxides.

ID	df	temp. limits	30-Meter
0.25 mm	0.25 $\mu$ m	40 to 230 °C	13107
0.32 mm	0.25 $\mu$ m	40 to 230 °C	13106

#### Rt®- $\beta$ DEXsp Columns (fused silica)

(2,3-di-*O*-propyl-6-*O*-*tert*-butyl dimethylsilyl beta cyclodextrin added into 14% cyanopropylphenyl/86% dimethyl polysiloxane)

Uses: Often useful in dual-column configurations with the Rt- $\beta$ DEXsm column for complex enantiomeric separations.

ID	df	temp. limits	30-Meter
0.25 mm	0.25 $\mu$ m	40 to 230 °C	13111
0.32 mm	0.25 $\mu$ m	40 to 230 °C	13110

#### Rt®- $\beta$ DEXsa Columns (fused silica)

(2,3-di-acetoxy-6-*O*-*tert*-butyl dimethylsilyl beta cyclodextrin added into 14% cyanopropylphenyl/86% dimethyl polysiloxane)

Uses: Unique selectivity for esters, lactones, and other fruit flavor components.

ID	df	temp. limits	30-Meter
0.25 mm	0.25 $\mu$ m	40 to 230 °C	13109
0.32 mm	0.25 $\mu$ m	40 to 230 °C	13108

#### Rt®- $\beta$ DEXcst Columns (fused silica)

(Proprietary cyclodextrin material added into 14% cyanopropylphenyl/86% dimethyl polysiloxane)

Uses: Proprietary stationary phase, developed specifically for the fragrance industry. Also used for pharmaceutical applications.

ID	df	temp. limits	30-Meter
0.25 mm	0.25 $\mu$ m	40 to 230 °C	13103
0.32 mm	0.25 $\mu$ m	40 to 230 °C	13102

### please note

Application-specific chiral column kits are available! See [www.restek.com](http://www.restek.com)

### tech tip

**Chiral selectivity improves significantly by realizing lower elution temperatures.**

This can be achieved by:

- Faster linear velocities (80 cm/sec) with hydrogen carrier gas.
- Slower temperature ramp rates (1–2 °C/min).
- Appropriate minimum operating temperature (40 or 60 °C).
- On-column concentrations of 50 ng or less.

### free literature

Grape Flavor Analysis,  
Using an Rt®- $\gamma$ DEXsa  
GC Column

lit. cat.#  
59553



GC Analysis of Chiral Flavor  
Compounds in Apple Juices,  
Using Rt®- $\beta$ DEXsm and  
Rt®- $\beta$ DEXse  
Columns

lit. cat.#  
59546



Download your free copies from

[www.restek.com](http://www.restek.com)





# GC Columns

## Metal MXT<sup>®</sup> Capillary Columns

MXT <sup>®</sup> Columns Overview .....	91
Guard/Retention Gap Columns .....	92
Tubing Scorer .....	92
General-Purpose Columns .....	93–96
Application-Specific Columns .....	97–101
<i>Environmental</i> .....	97
<i>Foods, Flavors &amp; Fragrances</i> .....	98
<i>Petroleum &amp; Petrochemical</i> .....	99–101



## What is an MXT® column?


MXT® columns are wall coated open tubular (WCOT) columns made from stainless steel tubing that has had the internal surface treated with our exclusive Siltek® surface treatment. The Siltek® layer makes the surface as inert as deactivated fused silica. The unique Siltek® process enables us to offer MXT® columns in a wide range of internal diameters, including 0.18 mm, 0.25 mm, 0.28 mm, 0.32 mm, and 0.53 mm. Because the Siltek® layer permeates the stainless steel surface, rather than simply coating it, the layer is exceptionally flexible, so the tubing can be coiled to very small diameters. **The standard coil diameter for MXT® columns is 4.5 inches.** The minimum coil diameter for 0.53 mm ID columns is 2.5 inches, and the minimum coil diameter for 0.25 mm ID columns is 1.5 inches.



4.5" coil,  
standard diameter

The unique properties of the Siltek®-treated surface enable us to treat the tubing with a wide variety of polymer phases. The many choices of MXT® columns include:

- |           |             |                     |                    |
|-----------|-------------|---------------------|--------------------|
| • MXT®-1  | • MXT®-65   | • MXT®-65TG         | • MXT®-500 SimDist |
| • MXT®-5  | • MXT®-1301 | • MXT®-Biodiesel TG | • MXT®-502.2       |
| • MXT®-20 | • MXT®-1701 | • MXT®-2887         | • MXT®-Volatiles   |
| • MXT®-35 | • MXT®-200  | • MXT®-1HT SimDist  | • MXT®-624         |
| • MXT®-50 | • MXT®-WAX  | • MXT®-1 SimDist    | • Guard tubing     |




## Compare MXT® columns and fused silica columns:

- Metal tubing allows MXT® columns to be used to higher temperatures (430 °C) than fused silica columns (standard rating is 360 °C). This is because the polyimide resin that encases the fused silica becomes brittle over time at high temperatures. MXT® columns do not become brittle.
- Inertness of MXT® columns and fused silica columns is similar, due to the unique properties of the Siltek® surface treatment in MXT® columns.
- Metal columns can be coiled under 4.5 inches without breaking, ideal for small instruments.
- Coating efficiency (plates/meter) of MXT® columns is similar to that of fused silica.
- MXT® columns will not break under stress.

## MXT®-Biodiesel TG columns are undamaged by high thermal cycles compared to high-temperature fused silica columns, which break down under the same conditions.



MXT®-Biodiesel TG columns are undamaged by high thermal cycles.



HT fused silica columns, labeled as stable to 430 °C, show pitting and breakdown.

100 temperature cycles to 430 °C totaling 500 minutes at maximum temperature.

## MXT® columns are your best choice for:

- Situations in which the potential for column breakage is high:
  - Field instruments
  - Process GC
  - GCs with small ovens, such as portable instruments, requiring tightly coiled columns.
- High temperature chromatography. Siltek®-deactivated stainless steel tubing can withstand temperatures exceeding 430 °C; the only limitation to oven temperature is the polymer itself.

## Custom MXT® columns


We are able to supply 0.18, 0.25, 0.28, 0.32, and 0.53 mm ID columns with the phases listed above in many different configurations. If you do not see the column you need listed in the following pages, contact Customer Service and we will be happy to help.



**MXT® guard columns are tested for inertness and bleed.**




**Connect MXT® columns using an MXT® Low Dead Volume Connector!**



**also available**

Column connector kits & ferrules

See **page 213**.



**Make a perfect column cut every time!**

**Intermediate-Polarity Deactivated MXT® Guard/Retention Gap Columns/Transfer Lines** (passivated stainless steel)

- Useful for a wide range of applications.
- Compatible with most common solvents.
- Maximum temperature: 325 °C

Nominal ID	Nominal OD	5-Meter	5-Meter/6-pk.	10-Meter
0.28 mm	0.56 ± 0.025 mm	70044	70044-600	70046
0.53 mm	0.74 ± 0.025 mm	70045	70045-600	70047

**Hydroguard®-Treated MXT® Guard/Retention Gap Columns/Transfer Lines** (passivated stainless steel)

- Extend analytical column lifetime by preventing degradation from harsh “steam-cleaning” water injections.
- Maximum temperature: 325 °C.

When transfer lines from purge-and-trap systems, air monitoring equipment, or other instruments carry condensed water vapor, deactivated column tubing quickly becomes active because of the creation of free silanol groups. These silanol groups adsorb active oxygenated compounds, such as alcohols and diols.

Restek chemists have addressed this concern and found a solution—Hydroguard® deactivated tubing. A unique deactivation chemistry creates a high-density surface that is not readily attacked by aggressive hydrolysis. The high-density surface coverage of the Hydroguard® deactivation layer effectively prevents water vapor from reaching the surface beneath. Use Hydroguard® tubing for connecting GCs to:

- Headspace analyzers.
- Air analysis equipment and concentrator units.
- Purge-and-trap systems.


Nominal ID	Nominal OD	5-Meter	10-Meter	30-Meter*	60-Meter*†
0.28 mm	0.56 ± 0.025 mm	70080	70083	70086	70089
0.53 mm	0.74 ± 0.025 mm	70081	70084	70087	70090

\*30- and 60-meter lengths are banded in 5-meter sections.

†Recommendation: Cut 60 m guard columns into shorter lengths. Using full length may cause peak distortion.

Diameters greater than 0.10 mm are tested with the Grob test mix to ensure high inertness.

Enlarged view—score mark flush with guide face.



**Restek Tubing Scorer** for MXT® Columns

- Makes a perfect cut every time.
- Easy to use.
- Leaves column entrance perfectly round.
- Ideal for creating a leak-free seal with connectors and valves.

Metal MXT® columns are easy to cut. Scoring wafers can be used, but may leave the column end irregularly shaped. The Restek tubing scorer is designed to make a perfect cut every time, leaving the column entrance perfectly round.

Description	qty.	cat.#
Restek Tubing Scorer for MXT Columns (0.25-0.53 mm ID & 0.5-0.8 mm OD)	ea.	20523
Replacement Scoring Wheel	ea.	20522



**MXT®-1 Columns** (Siltek®-treated stainless steel)

(nonpolar phase; Crossbond® dimethyl polysiloxane)

- General-purpose columns for solvent impurities, PCB congeners (e.g., Aroclor mixes), gases, natural gas odorants, sulfur compounds, essential oils, hydrocarbons, semivolatiles, pesticides, and oxygenates.
- Temperature range: -60 °C to 430 °C.
- Equivalent to USP G1, G2, G38 phases.

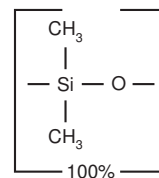
MXT®-1 columns exhibit long lifetime and very low bleed at high operating temperatures. A proprietary synthesis process eliminates residual catalysts that could cause degradation and increase bleed.

ID	df	temp. limits	6-Meter	15-Meter	30-Meter	60-Meter	105-Meter
0.25 mm	0.10 µm	-60 to 360/430 °C		70105	70116	70117	70114
	0.25 µm	-60 to 360/430 °C		70120	70123	70126	70129
	0.50 µm	-60 to 330/400 °C		70135	70138	70141	70144
	1.00 µm	-60 to 320/360 °C		70150	70153	70156	70159
0.28 mm	0.10 µm	-60 to 360/430 °C	70102	70106	70109		
	0.25 µm	-60 to 360/430 °C		70121	70124	70127	
	0.50 µm	-60 to 330/400 °C		70136	70139	70142	
	1.00 µm	-60 to 320/360 °C		70151	70154	70157	
	3.00 µm	-60 to 285/360 °C		70181	70184	70187	
0.53 mm	0.15 µm	-60 to 360/430 °C	70101	70107			
	0.25 µm	-60 to 360/430 °C		70122	70125	70128	
	0.50 µm	-60 to 330/400 °C		70137	70140	70143	
	1.00 µm	-60 to 320/360 °C		70152	70155	70158	
	1.50 µm	-60 to 310/360 °C		70167	70170	70173	
	3.00 µm	-60 to 285/360 °C		70182	70185	70188	70189
	5.00 µm	-60 to 270/360 °C		70177	70179	70183	
	7.00 µm	-60 to 240/360 °C		70191	70192	70193	

ID	df	temp. limits	10-Meter	20-Meter	40-Meter
0.18 mm	0.20 µm	-60 to 330/430 °C	71811	71812	71813
	0.40 µm	-60 to 320/400 °C	71814	71815	71816

\*Maximum temperatures listed are for shorter length columns. Longer columns may have a different maximum temperature.

**MXT®-1 Structure**



Similar to: (100%-methyl)-polysiloxane

**similar columns**

DB-PS1, UAC-1, UAC-1MS

**free literature**

Analyzing Oxygenates in Gasoline Using TCEP and Rtx®-1/MXT®-1 Columns

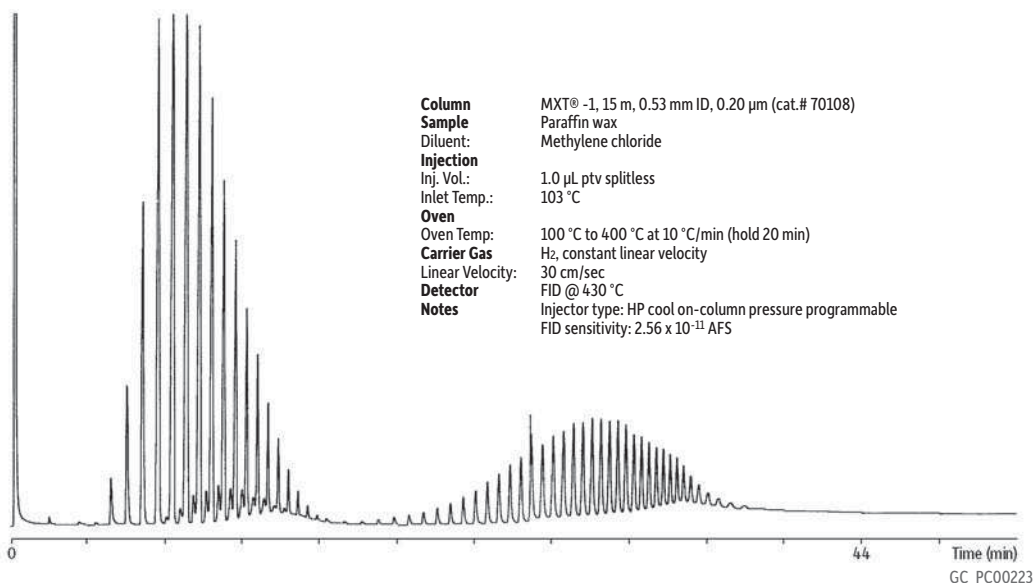
Download your free copy from

[www.restek.com](http://www.restek.com)

lit. cat.# 59587A



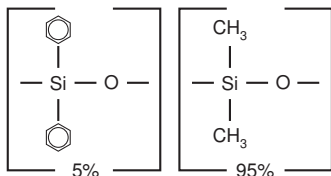
**Hydrocarbons (High Temp. Petroleum Wax) on MXT®-1**



**Column** MXT® -1, 15 m, 0.53 mm ID, 0.20 µm (cat.# 70108)  
**Sample** Paraffin wax  
**Diluent:** Methylene chloride  
**Injection**  
**Inj. Vol.:** 1.0 µL pvt. splitless  
**Inlet Temp.:** 103 °C  
**Oven**  
**Oven Temp:** 100 °C to 400 °C at 10 °C/min (hold 20 min)  
**Carrier Gas** H<sub>2</sub>, constant linear velocity  
**Linear Velocity:** 30 cm/sec  
**Detector** FID @ 430 °C  
**Notes** Injector type: HP cool on-column pressure programmable  
 FID sensitivity: 2.56 x 10<sup>-11</sup> AFS

## General-Purpose Columns

## MXT®-5 Structure



Similar to: (5%-phenyl)-methylpolysiloxane

## similar columns

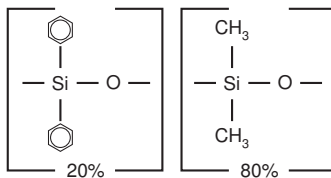
DB-PS5, VF-5ht UltiMetal, UAC-5, UAC-5MS

also  
availableMetal MXT®  
PLOT Columns

See page 113.



## MXT®-20 Structure



Similar to: (20%-phenyl)-methylpolysiloxane

## MXT®-5 Columns (Siltek®-treated stainless steel)

(low polarity phase; Crossbond® diphenyl dimethyl polysiloxane)

- General-purpose columns for drugs, solvent impurities, pesticides, hydrocarbons, PCB congeners (e.g., Aroclor mixes), essential oils, and semivolatiles.
- Temperature range: -60 °C to 430 °C.
- Equivalent to USP G27, G36 phases.

The diphenyl dimethyl polysiloxane stationary phase is the most popular GC stationary phase and is used in a wide variety of applications. All residual catalysts and low molecular weight fragments are removed from the MXT®-5 polymer, providing a tight monomodal distribution and extremely low bleed.

ID	df	temp. limits*	15-Meter	30-Meter	60-Meter
0.25 mm	0.10 µm	-60 to 330/430 °C	70205	70208	70211
	0.25 µm	-60 to 360/430 °C	70220	70223	70226
	0.50 µm	-60 to 330/360 °C	70235	70238	70241
	1.00 µm	-60 to 310/340 °C	70250	70253	70256
0.28 mm	0.25 µm	-60 to 340/430 °C	70221	70224	70227
	0.50 µm	-60 to 315/400 °C	70236	70239	70242
	1.00 µm	-60 to 310/360 °C	70251	70254	70257
0.53 mm	0.25 µm	-60 to 290/360 °C	70281	70284	70287
	0.50 µm	-60 to 340/430 °C	70222	70225	70228
	0.50 µm	-60 to 330/400 °C	70237	70240	70243
0.25 mm	1.00 µm	-60 to 310/360 °C	70252	70255	70258
	1.50 µm	-60 to 300/360 °C	70267	70270	70273
	3.00 µm	-60 to 290/360 °C	70282	70285	70288
	5.00 µm	-60 to 270/360 °C	70277	70279	70283

ID	df	temp. limits	10-Meter	20-Meter	40-Meter
0.18 mm	0.20 µm	-60 to 325/430 °C	71821	71822	71823
	0.40 µm	-60 to 315/400 °C	71824	71825	71826

\*Maximum temperatures listed are for shorter length columns. Longer columns may have a different maximum temperature.

## MXT®-20 Columns (Siltek®-treated stainless steel)

(low to midpolarity phase; Crossbond® diphenyl dimethyl polysiloxane)

- General-purpose columns for volatile compounds, flavor compounds, and alcoholic beverages.
- Temperature range: -20 °C to 340 °C.
- Equivalent to USP G28, G32 phases.

MXT®-20 polymer is synthesized to exacting standards. All residual catalysts and low molecular weight fragments are removed from the polymer, providing a tight monomodal distribution and extremely low bleed.

ID	df	temp. limits*	15-Meter	30-Meter	60-Meter
0.25 mm	0.25 µm	-20 to 300/340 °C	70320	70323	70326
	1.00 µm	-20 to 300/340 °C	70350	70353	70356
0.28 mm	0.25 µm	-20 to 310/340 °C	70321	70324	70327
	1.00 µm	-20 to 295/340 °C	70351	70354	70357
	3.00 µm	-20 to 260/340 °C	70381	70384	70387
0.53 mm	0.25 µm	-20 to 300/340 °C	70322	70325	70328
	1.00 µm	-20 to 260/340 °C	70352	70355	70358
	3.00 µm	-20 to 260/340 °C	70382	70385	70388

\*Maximum temperatures listed are for shorter length columns. Longer columns may have a different maximum temperature.



**MXT®-35 Columns** (Siltek®-treated stainless steel)

(midpolarity phase; Crossbond® diphenyl dimethyl polysiloxane)

- General-purpose columns for organochlorine pesticides, PCB congeners (e.g. Arochlor mixes), herbicides, pharmaceuticals, sterols, rosin acids, and phthalate esters.
- Temperature range: 0 °C to 340 °C.
- Equivalent to USP G42 phase.

ID	df	temp. limits*	15-Meter	30-Meter	60-Meter
0.25 mm	0.50 μm	0 to 290/340 °C	70435	70438	
	1.00 μm	0 to 290/340 °C	70450	70453	
0.53 mm	1.00 μm	0 to 260/340 °C	70452	70455	70458
	1.50 μm	0 to 250/340 °C	70467	70470	70473
	3.00 μm	0 to 240/340 °C	70482	70485	70488

\*Maximum temperatures listed are for shorter length columns. Longer columns may have a different maximum temperature.

**MXT®-50 Columns** (Siltek®-treated stainless steel)

(midpolarity phase; Crossbond® phenyl methyl polysiloxane)

- General-purpose columns for pesticides, herbicides, rosin acids, phthalate esters, and sterols.
- Temperature range: 0 °C to 300 °C.
- Equivalent to USP G3 phase.

ID	df	temp. limits*	15-Meter	30-Meter	60-Meter
0.53 mm	0.83 μm	0 to 280/300 °C		70569	
	1.00 μm	0 to 260/280 °C	70552	70555	70558
	1.50 μm	0 to 250/280 °C	70567	70570	70573

\*Maximum temperatures listed are for shorter length columns. Longer columns may have a different maximum temperature.

**MXT®-65 Columns** (Siltek®-treated stainless steel)

(mid to high polarity phase; Crossbond® diphenyl dimethyl polysiloxane)

- General-purpose columns for phenols, triglycerides, and fatty acids.
- Temperature range: 50 °C to 300 °C.
- Equivalent to USP G17 phase.

ID	df	temp. limits	15-Meter	30-Meter
0.25 mm	0.25 μm	50 to 300 °C	77020	77023
	0.50 μm	50 to 280/300 °C	77035	77038
	1.00 μm	50 to 280/300 °C	77050	77053

\*Maximum temperatures listed are for shorter length columns. Longer columns may have a different maximum temperature.

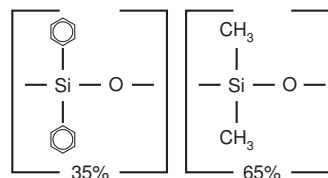
**MXT®-1301 Columns** (Siltek®-treated stainless steel)

(low to midpolarity phase; Crossbond® cyanopropylphenyl dimethyl polysiloxane)

- General-purpose columns for residual solvents, alcohols, oxygenates, and volatile organic compounds.
- Temperature range: -20 °C to 280 °C.
- Equivalent to USP G43 phase.

ID	df	temp. limits*	15-Meter	30-Meter	60-Meter
0.25 mm	0.25 μm	-20 to 280 °C	76020	76023	76026
	1.00 μm	-20 to 260/280 °C	76050	76053	76056
0.28 mm	0.25 μm	-20 to 280 °C	76021	76024	76027
	1.00 μm	-20 to 260/280 °C	76051	76054	76057
	1.50 μm	-20 to 250/280 °C	76066	76069	76072
0.53 mm	0.25 μm	-20 to 280 °C	76022	76025	76028
	1.00 μm	-20 to 260/280 °C	76052	76055	76058
	1.50 μm	-20 to 250/280 °C	76067	76070	76073
	3.00 μm	-20 to 240/280 °C	76082	76085	76088

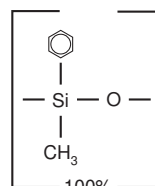
\*Maximum temperatures listed are for shorter length columns. Longer columns may have a different maximum temperature.

**MXT®-35 Structure**

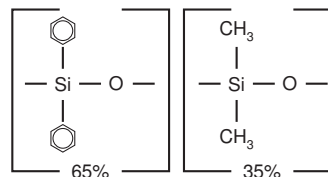
Similar to: (35%-phenyl)-methylpolysiloxane

**similar column**

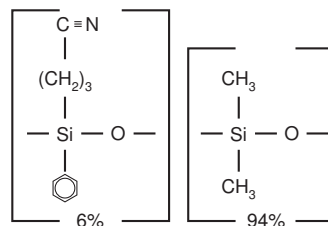
DB-PS35

**MXT®-50 Structure**

Similar to: (50%-phenyl)-methylpolysiloxane

**MXT®-65 Structure**

Similar to: (65%-phenyl)-methylpolysiloxane

**MXT®-1301 Structure**

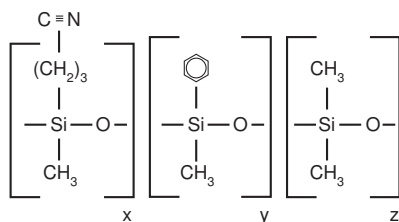
Similar to: (6%-cyanopropylphenyl)-methylpolysiloxane

**similar column**

DB-PS1301

## General-Purpose Columns

## MXT®-1701 Structure



Similar to: (14%-cyanopropylphenyl)-methylpolysiloxane

## similar column

DB-PS1701

## MXT®-1701 Columns (Siltek®-treated stainless steel)

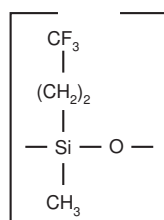
(midpolarity Crossbond® phase)

- General-purpose columns for alcohols, oxygenates, PCB congeners (e.g., Aroclor mixes), and pesticides.
- Temperature range: -20 °C to 280 °C.
- Equivalent to USP G46 phase.

ID	df	temp. limits*	15-Meter	30-Meter	60-Meter
0.25 mm	0.25 μm	-20 to 280 °C	72020	72023	72026
	1.00 μm	-20 to 260 °C	72050	72053	72056
0.28 mm	0.25 μm	-20 to 280 °C	72021	72024	72027
	1.00 μm	-20 to 260 °C	72051	72054	72057
0.53 mm	0.25 μm	-20 to 280 °C	72022	72025	72028
	0.50 μm	-20 to 260/280 °C	72037	72040	72043
	1.00 μm	-20 to 260 °C	72052	72055	72058
	1.50 μm	-20 to 250 °C	72067	72070	72073
	3.00 μm	-20 to 240 °C	72082	72085	72088

\*Maximum temperatures listed are for shorter length columns. Longer columns may have a different maximum temperature.

## MXT®-200 Structure



Similar to: (trifluoropropyl)-methylpolysiloxane

## MXT®-200 Columns (Siltek®-treated stainless steel)

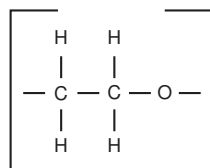
(midpolarity phase; Crossbond® trifluoropropylmethyl polysiloxane)

- General-purpose columns for solvents, Freon® fluorocarbons, alcohols, ketones, silanes, and glycols. Excellent confirmation column with an Rtx®-5 column, for phenols, nitrosamines, organochlorine pesticides, chlorinated hydrocarbons, and chlorophenoxy herbicides.
- Temperature range: -20 °C to 400 °C.
- Equivalent to USP G6 phase.

ID	df	temp. limits*	15-Meter	30-Meter	60-Meter
0.25 mm	0.50 μm	-20 to 310/400 °C	75035	75038	
	1.00 μm	-20 to 290/360 °C	75050	75053	
0.53 mm	1.00 μm	-20 to 290/360 °C	75052	75055	75058
	1.50 μm	-20 to 280/360 °C	75067	75070	75073
	3.00 μm	-20 to 260/360 °C	75082	75085	75088

\*Maximum temperatures listed are for shorter length columns. Longer columns may have a different maximum temperature.

## MXT®-WAX Structure



## similar columns

DB-PSWAX, UAC-CW

## MXT®-WAX Columns (Siltek®-treated stainless steel)

(polar phase; Crossbond® Carbowax® polyethylene glycol—provides oxidation resistance)

- General-purpose columns for FAMES, flavor compounds, essential oils, amines, solvents, xylene isomers, and U.S. EPA Method 603 (acrolein/acrylonitrile).
- Temperature range: 40 °C to 260 °C.
- Equivalent to USP G14, G15, G16, G20, and G39 phases.

ID	df	temp. limits	15-Meter	30-Meter	60-Meter
0.25 mm	0.10 μm	40 to 250/260 °C	70605	70608	70611
	0.25 μm	40 to 250/260 °C	70620	70623	70626
	0.50 μm	40 to 250/260 °C	70635	70638	70641
0.28 mm	0.25 μm	40 to 250/260 °C	70621	70624	70627
	0.50 μm	40 to 250/260 °C	70636	70639	70642
	1.00 μm	40 to 240/250 °C	70651	70654	70657
0.53 mm	0.25 μm	40 to 250/260 °C	70622	70625	70628
	0.50 μm	40 to 250/260 °C	70637	70640	70643
	1.00 μm	40 to 240/250 °C	70652	70655	70658
	1.50 μm	40 to 230/250 °C	70666	70669	70672
	2.00 μm	40 to 220/250 °C	70667	70670	

\*Maximum temperatures listed are for shorter length columns. Longer columns may have a different maximum temperature.

## Volatile Organics Analysis

### MXT®-502.2 Columns (Siltek®-treated stainless steel)

(proprietary Crossbond® diphenyl/dimethyl polysiloxane phase)

- Application-specific columns with unique selectivity for volatile organic pollutants, cited in U.S. EPA Method 502.2 and in many gasoline range organics (GRO) methods for monitoring underground storage tanks. Excellent separation of trihalomethanes; ideal polarity for light hydrocarbons and aromatics.
- Temperature range: -20 °C to 320 °C.

An MXT®-502.2 column will enable you to quantify all compounds listed in U.S. EPA Methods 502.2 or 524.2, whether you use a mass spectrometer or a PID in tandem with an ELCD. The diphenyl/dimethyl polysiloxane based MXT®-502.2 stationary phase provides low bleed and thermal stability to 320 °C. A 105-meter column can separate the light gases specified in EPA methods without subambient cooling.

ID	df	temp. limits*	30-Meter	60-Meter	105-Meter
0.25 mm	1.40 µm	-20 to 250/320 °C	70915	70916	
0.28 mm	1.60 µm	-20 to 250/320 °C	70919	70920	70921
0.53 mm	3.00 µm	-20 to 250/320 °C	70908	70909	70910

ID	df	temp. limits	10-Meter	20-Meter
0.18 mm	1.00 µm	-20 to 250/320 °C	71891	71892

\*Maximum temperatures listed are for shorter length columns. Longer columns may have a different maximum temperature.

### MXT®-Volatiles Columns (Siltek®-treated stainless steel)

(proprietary Crossbond® diphenyl/dimethyl polysiloxane phase)

- Application-specific columns for volatile organic pollutants.
- Temperature range: -20 °C to 320 °C.

MXT®-Volatiles columns were the first columns designed specifically for analyses of the 34 volatile organic pollutants listed in U.S. EPA Methods 601, 602, and 624. With these columns, you can quantify all compounds listed in these methods, whether you use a mass spectrometer or a PID in tandem with an ELCD. The diphenyl/dimethyl polysiloxane based MXT®-Volatiles stationary phase provides low bleed and thermal stability to 320 °C.

ID	df	temp. limits*	30-Meter	60-Meter	105-Meter
0.25 mm	1.00 µm	-20 to 280/320 °C	70900	70903	
0.28 mm	1.25 µm	-20 to 280/320 °C	70924	70926	70928
0.53 mm	2.00 µm	-20 to 280/320 °C	70925	70927	70929
	3.00 µm	-20 to 250/320 °C	70922	70923	

\*Maximum temperatures listed are for shorter length columns. Longer columns may have a different maximum temperature.

### MXT®-624 Columns (Siltek®-treated stainless steel)

(low to midpolarity phase; Crossbond® cyanopropylphenyl dimethyl polysiloxane)

- Application-specific columns for volatile organic pollutants. Recommended in U.S. EPA methods for volatile organic pollutants.
- Temperature range: -20 °C to 280 °C.
- Equivalent to USP G43 phase.

The unique polarity of “624” columns makes them ideal for analyses of volatile organic pollutants. Although the MXT®-502.2 column is recommended in many methods, MXT®-624 columns offer the best separation of the early-eluting gases.

ID	df	temp. limits	30-Meter	60-Meter
0.25 mm	1.40 µm	-20 to 240/280 °C	70968	70969
0.53 mm	3.00 µm	-20 to 240/280 °C	70971	70973

ID	df	temp. limits	10-Meter	20-Meter
0.18 mm	1.00 µm	-20 to 240/280 °C	71893	71894

### similar column

DB-PS502.2

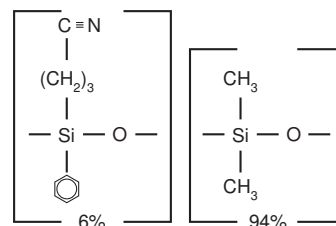
### also available

Metal MXT®  
PLOT Columns

See **page 113**.



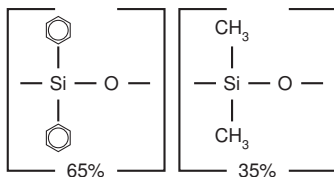
### MXT®-624 Structure



Similar to: (6%-cyanopropylphenyl)-methylpolysiloxane

### similar columns

DB-PS624, UAC-624

**MXT®-65TG Structure**

Similar to: (65%-phenyl)-methylpolysiloxane

**similar column**

UAC-65HT

**free literature**

MXT® Capillary Columns:  
Ideal for High Temperature  
GC Analysis

Download your  
free copy from

[www.restek.com](http://www.restek.com)

lit. cat.# GNTS1368A

**Triglycerides in Foods Analysis****MXT®-65TG Columns** (Siltek®-treated stainless steel)

(high polarity phase; Crossbond® diphenyl dimethyl polysiloxane)

- Application-specific columns, specially tested for triglycerides.
- Stable to 370 °C.

The MXT®-65TG phase resolves triglycerides by degree of unsaturation as well as by carbon number. Because of the chemistry required to achieve 370 °C thermal stability, an MXT®-65TG column should not be used for analyses of compounds that contain active oxygenated groups.

ID	df	temp. limits	15-Meter	30-Meter
0.25 mm	0.10 µm	20 to 370 °C	77005	77008
0.53 mm	0.10 µm	20 to 370 °C	77007	77010

**MXT® Columns Are Sized to Order!**

For your convenience, not only are MXT® columns available in the standard 4.5" coil diameter, but they also are available in 3.5" and 6" coil diameters. Whether you're using them in a process GC or a benchtop GC, our MXT® columns will be a perfect fit. Just add one of the suffix numbers below to the column part number when you order! Additional sizes and configurations may be available; call for details.

Coil Diameter	Suffix Number	Configuration*
3.5"	-273	Bundled
4.5"	None	Standard Banded
6.0"	-276	Bundled

\*Standard configuration may vary for PLOT columns.

**Connect transfer lines or guard columns directly to your MXT® columns without compromising your data.**

Rugged MXT® low dead volume connectors are Siltek® treated to make them inert to active compounds, just like our MXT® columns! They can be used at temperatures up to 430 °C without degrading the deactivated layer, and their low thermal mass tracks rapid oven temperature programming. Kits are available for 0.28 mm, 0.32 mm, and 0.53 mm ID columns in a standard configuration for column-to-column connections and a "Y" configuration for connecting two columns to one inlet or one column to two detectors. In addition to the MXT® union, each kit also contains stainless steel 1/32-inch ferrules and nuts.

▶ See **page 213** for product listing.

## Biodiesel Fuels Analysis

### MXT®-Biodiesel TG Columns (Siltek®-treated stainless steel)

- Fast analysis times and sharp mono-, di-, and triglyceride peaks.
- Stable at 430 °C for reliable, consistent performance.

Description	temp. limits	3.5" Coil	7" diameter
		cat.#	11-pin cage cat.#
14 m, 0.53 mm ID, 0.16 µm with 2 m Integra-Gap*	-60 to 380/430 °C	70289-273	70289
10 m, 0.32 mm ID, 0.10 µm	-60 to 380/430 °C		70292
10 m, 0.32 mm ID, 0.10 µm with 2 m x 0.53 mm Retention Gap**	-60 to 380/430 °C	70290-273	70290
15 m, 0.32 mm ID, 0.10 µm	-60 to 380/430 °C		70293
15 m, 0.32 mm ID, 0.10 µm with 2 m x 0.53 mm Retention Gap**	-60 to 380/430 °C	70291-273	70291
2 m x 0.53 mm MXT Biodiesel TG Retention Gap			70294

\*Total column length = 16 meters.

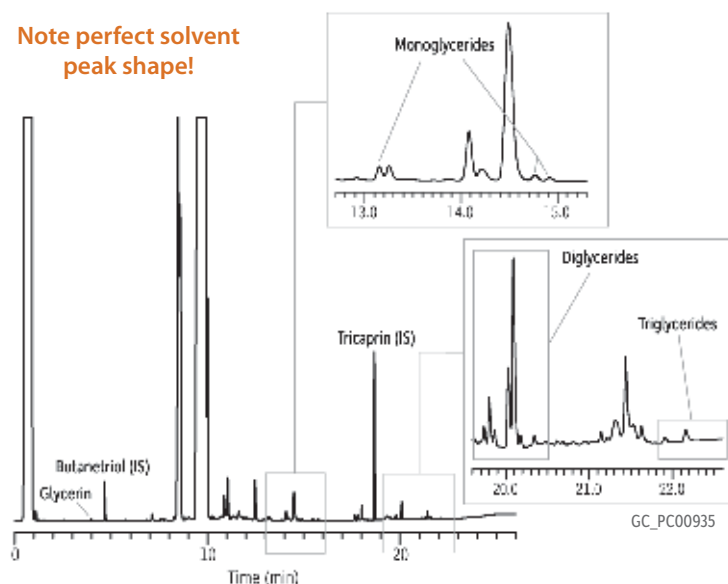
\*\*Connected with low dead volume MXT connector.

### similar column


MET-Biodiesel

### ASTM D6584 Derivatized B100 and Internal Standards on MXT®-Biodiesel TG

Note perfect solvent peak shape!



<b>Column</b>	MXT®-Biodiesel TG w/2 m x 0.53 mm retention gap, 10 m, 0.32 mm ID, 0.10 µm (cat.# 70290)
<b>Sample</b>	B100 + IS butanetriol & tricaprin derivatized with MSTFA as per ASTM D6584
<b>Injection</b>	
Inj. Vol.:	1.0 µL cold on-column
Temp. Program:	oven track
<b>Oven</b>	
Oven Temp.:	50 °C (hold 1 min) to 180 °C at 15 °C/min to 230 °C at 7 °C/min to 430 °C at 30 °C/min (hold 5 min)
<b>Carrier Gas</b>	
Flow Rate:	4 mL/min
<b>Detector</b>	FID @ 430 °C



### free literature

**Biodiesel Solutions:**  
Innovative Products for Simple, Reliable Biodiesel Analysis

Download your free copy from

[www.restek.com](http://www.restek.com)

lit. cat.# PCFL1409-UNV

## Simulated Distillation Analysis (C5-C44)

### MXT®-2887 Column (Siltek®-treated stainless steel)

(nonpolar phase; Crossbond® 100% dimethyl polysiloxane—for simulated distillation)

- Application-specific columns for simulated distillation.
- Stable to 400 °C.

MXT®-2887 columns' stationary phase, column dimensions, and film thicknesses have been optimized to exceed the resolution and skewing factor requirements specified in ASTM Method D2887. Each column is individually tested to guarantee a stable baseline with low bleed and reproducible retention times. The Crossbond® methyl silicone stationary phase has increased stability compared to packed columns, ensuring stable baselines and shorter conditioning times. Manufactured from Siltek®-treated stainless steel tubing, MXT® columns are the most durable high temperature GC columns available.

ID	df	temp. limits	10-Meter
0.53 mm	2.65 µm	-60 to 360/400 °C	70199

### similar column

DB-PS2887

### free literature

**Rtx®-2887/ MXT®-2887**  
Restek's Capillary GC Columns for Simulated Distillation of Petroleum Fractions

Download your free copy from

[www.restek.com](http://www.restek.com)

lit. cat.# 59567B





**similar columns**DB-HT SimDis ProSteel, CP-SimDist  
UltiMetal, ZB-1X SimDist**Method Recommended Columns**

ASTM Method	Hydrocarbon Range	cat. #	Configuration
D2887	C5 - C44	70131	5 m x 0.53 mm, 0.88 µm
		70132	10 m x 0.53 mm, 2.65 µm
D7213 (D2887-ext)	C5 - C60	70131	5 m x 0.53 mm, 0.88 µm
		70115	5 m x 0.53 mm, 0.20 µm
		70112	5 m x 0.53 mm, 0.10 µm
D3710	gasoline up to C14	70132	10 m x 0.53 mm, 2.65 µm
D5307	crude up to C42	70115	5 m x 0.53 mm, 0.20 µm
D6352	C10 - C90	70112	5 m x 0.53 mm, 0.10 µm
		70115	5 m x 0.53 mm, 0.20 µm
D7500	C7 - C110	70112	5 m x 0.53 mm, 0.10 µm
		70115	5 m x 0.53 mm, 0.20 µm
D7169	C5 - C100	70112	5 m x 0.53 mm, 0.10 µm
		70115	5 m x 0.53 mm, 0.20 µm

**Simulated Distillation Analysis (C5-C110)****MXT®-1HT SimDist Column** (Siltek®-treated stainless steel)  
(nonpolar phases)

- Stable up to 450 °C—lowest bleed for longest column lifetime.
- Reliably meet all ASTM D6352, D7169, and D7500 specifications.
- 100% dimethyl polysiloxane phase allows easy comparisons to historical data.

Accurate boiling point determination for medium and heavy fractions using GC simulated distillation requires columns and phase polymers that are robust enough to withstand high temperatures without significant degradation. Metal columns are a better alternative than fused silica, and the MXT®-1HT SimDist columns are the lowest bleed, highest efficiency columns available, outperforming other metal columns for critical method parameters.

ID	df	temp. limits	5-Meter	10-Meter
0.53 mm	0.10 µm	-60 to 400/450 °C	70112	
	0.20 µm	-60 to 400/430 °C	70115	
	0.21 µm	-60 to 400/430 °C		70118
	0.88 µm	-60 to 380/430 °C	70131	70134
	1.00 µm	-60 to 380/400 °C		70130
	1.20 µm	-60 to 380/380 °C		70119
	2.65 µm	-60 to 360/400 °C		70132
	5.00 µm	-60 to 360/400 °C		70133

**Low Bleed, High Efficiency MXT®-1HT SimDist Columns Outperform Competitors for Simulated Distillation (ASTM D6352)****Lower bleed means:**

- Longer column lifetime.
- More stable calibrations.
- Accurate boiling point determinations.

**RESTEK ADVANTAGE:**

Longer column lifetime and more accurate data!

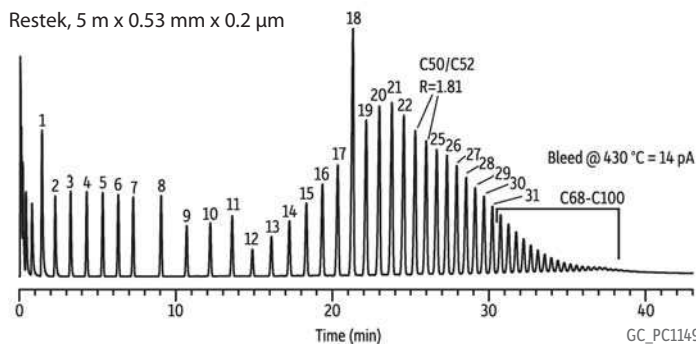
**Higher efficiency means:**

- Greater resolution; analyze more samples before method criteria are reached.
- Assured method performance.

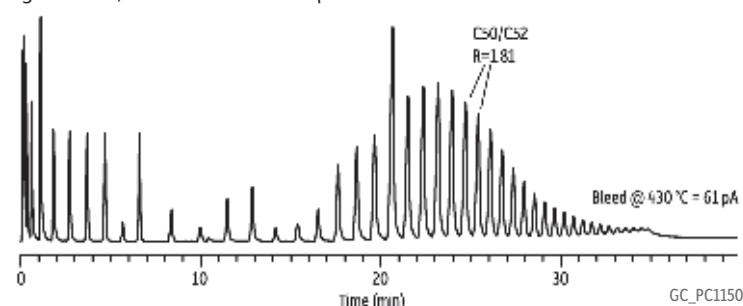
**RESTEK ADVANTAGE:**

Run more samples within method specifications!

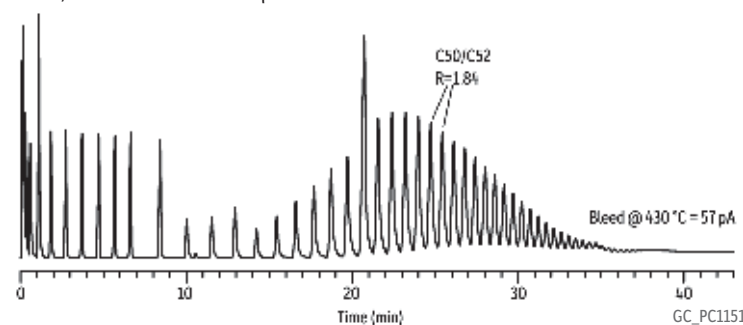
Restek, 5 m x 0.53 mm x 0.2 µm



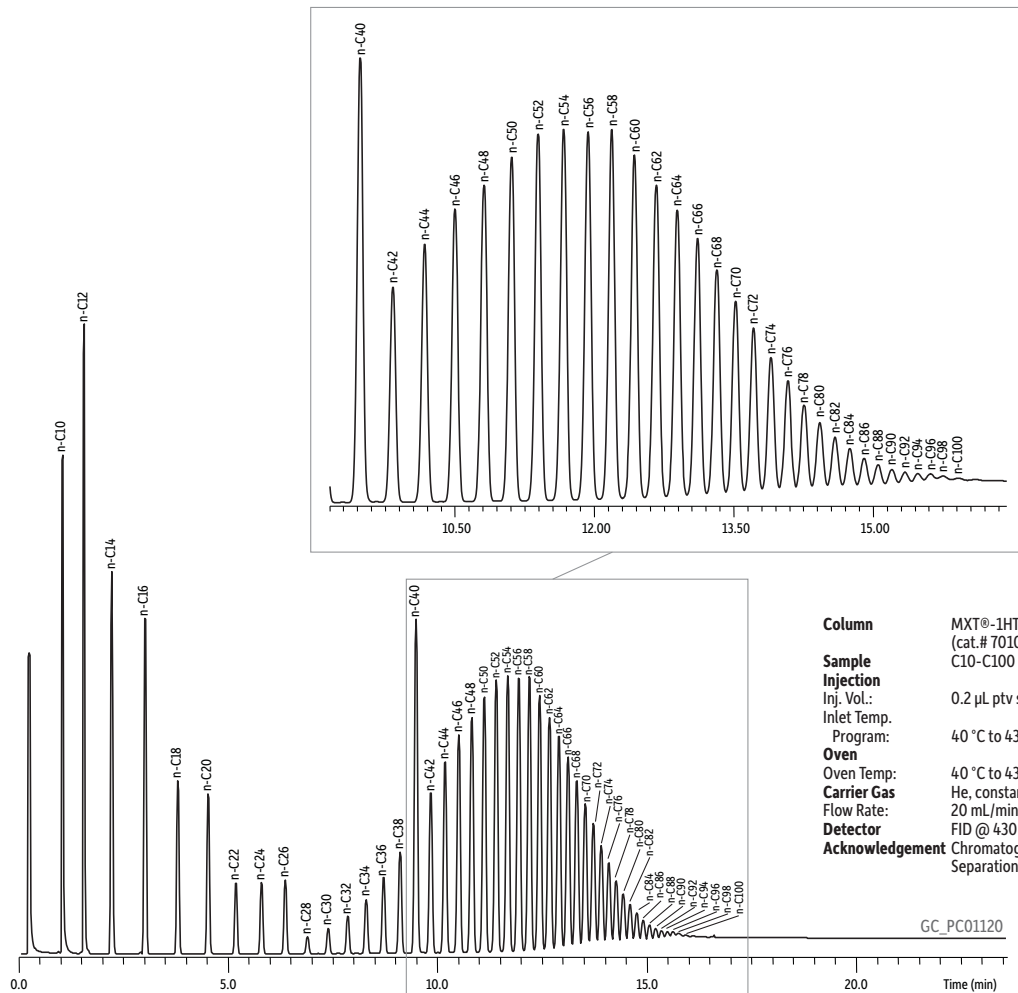
Agilent/J&amp;W, 5 m x 0.53 mm x 0.15 µm



Varian, 5 m x 0.53 mm x 0.17 µm



## Hydrocarbons (C10-C100) on MXT®-1HT Sim Dist



**Column** MXT®-1HT SimDist, 5 m, 0.53 mm ID, 0.20 µm (cat.# 70103)

**Sample** C10-C100 1% in carbon disulfide

**Injection**

Inj. Vol.: 0.2 µL pvt splitless

Inlet Temp.

Program: 40 °C to 430 °C at 100 °C/min

**Oven**

Oven Temp: 40 °C to 430 °C at 25 °C/min

**Carrier Gas** He, constant flow

Flow Rate: 20 mL/min

**Detector** FID @ 430 °C

**Acknowledgement** Chromatograms courtesy of Joaquin Lubkowitz, Separation Systems, Gulf Breeze, FL.

GC\_PC01120

Time (min)

## MXT®-1 SimDist/MXT®-500 SimDist

- Application-specific columns in unbreakable Siltek®-treated stainless steel tubing meet all resolution criteria for high temperature simulated distillation (e.g., ASTM Method D2887 Extended).
- MXT®-1HT SimDist and MXT®-1 SimDist phases offer true methyl silicone polarity; MXT®-500 SimDist phase is a carborane siloxane polymer.
- Stable to 430 °C.

## MXT®-1 SimDist Column (Siltek®-treated stainless steel)

(nonpolar phase)

ID	df	temp. limits	6-Meter
0.53 mm	0.15 µm	-60 to 400/430 °C	70101

## MXT®-500 SimDist Column (Siltek®-treated stainless steel)

(nonpolar phase)

ID	df	temp. limits	6-Meter
0.53 mm	0.15 µm	-60 to 420/430 °C	70104

## Polywax® Calibration Materials

Description	qty.	cat.#
Polywax 655 calibration material	1 g	36225
Polywax 1,000 calibration material	1 g	36227

## free literature

GC Analysis of Petroleum Products by Simulated Distillation, Using MXT® SimDist Columns

Download your free copy from

[www.restek.com](http://www.restek.com)

lit. cat.# 59551A



## similar columns

DB-HT SimDis ProSteel, CP-SimDist UltiMetal, ZB-1X SimDist


## similar column

UAC-DX30

# GC Columns

## PLOT Columns

PLOT Column Selection .....	103–105
Fused Silica Alumina BOND Columns.....	106–109
Fused Silica Molecular Sieve 5A Columns.....	110
Fused Silica Porous Polymer Columns .....	111–112
Particle Trap.....	112
Metal MXT® PLOT Columns .....	113
Tubing Scorer.....	113




## Next Generation GC PLOT Columns

- Innovative bonding process minimizes particle release, reducing column blockage and protecting instrument parts.
- More consistent flow means stable retention times in Deans and related flow switching techniques.
- Outstanding peak symmetry improves impurity analysis for gases, solvents, and hydrocarbons.

### Quick Reference Chart

PLOT Column	Application
Rt-Alumina BOND/Na <sub>2</sub> SO <sub>4</sub> (p. 106) MXT-Alumina BOND/Na <sub>2</sub> SO <sub>4</sub> (p. 113)	C1–C5 hydrocarbons Purity analysis of ethylene, propylene, butenes, butadiene
Rt-Alumina BOND/KCl (p. 107)	C1–C10 hydrocarbons, C1–C5 isomers Purity analysis of ethylene, propylene, butene, butadiene.
Rt-Alumina BOND/CFC (p. 108)	Multi-halogenated alkanes, C1–C-5 range CFCs (chlorofluorocarbons)
Rt-Alumina BOND/MAPD (p. 109) MXT-Alumina BOND MAPD (p. 113)	Trace analysis of methylacetylene, propadiene, acetylene
Rt-Msieve 5A (p. 110) MXT-Msieve 5A (p. 113)	Permanent gas analysis (polarity between Q-BOND and S-BOND) He, Ne, Ar, O <sub>2</sub> , N <sub>2</sub> , Xe, Rn, SF <sub>6</sub> , and CH <sub>4</sub> , C <sub>2</sub> He, CO
Rt-Q-BOND (p. 111) MXT-Q-BOND (p. 113)	Nonpolar porous polymer High retention for solvents, alcohols, polar volatiles, CO <sub>2</sub> , sulfur, and ppm water in solvents
Rt-QS-BOND (p. 112)	Intermediate polarity porous polymer Neutral solvents, ketones, esters, hydrocarbons, and baseline separation of ethane, ethene, acetylene
Rt-S-BOND (p. 112) MXT-S-BOND (p. 113)	Intermediate polarity porous polymer Light gases in ethylene and propylene, ketones, esters, hydrocarbons
Rt-U-BOND (p. 112)	Polar porous polymer More retention for polar compounds



### PLOT Column Phase Cross-Reference: Similar Selectivity

Restek	Porous Layer	Agilent	Supelco
Rt-Alumina BOND/Na <sub>2</sub> SO <sub>4</sub> (p. 106) MXT-Alumina BOND/Na <sub>2</sub> SO <sub>4</sub> (p. 113)	Aluminum oxide	GS-Alumina, CP-Al <sub>2</sub> O <sub>3</sub> /Na <sub>2</sub> SO <sub>4</sub>	Alumina-Sulfate
Rt-Alumina BOND/KCl (p. 107)	Aluminum oxide	GS-Alumina/KCl, HP-PLOT Al <sub>2</sub> O <sub>3</sub> /KCl, CP-Al <sub>2</sub> O <sub>3</sub> /KCl	Alumina-Chloride
Rt-Alumina BOND/CFC (p. 108)	Aluminum oxide	<b>Restek innovation</b>	
Rt-Alumina BOND/MAPD (p. 109) MXT-Alumina BOND MAPD (p. 113)	Aluminum oxide	Select Al <sub>2</sub> O <sub>3</sub> MAPD	
Rt-Msieve 5A (p. 110), MXT-Msieve 5A (p. 113)	Molecular sieve 5A	HP PLOT Molsieve, CP-Molsieve 5A	Molsieve 5A
Rt-Q-BOND (p. 111), MXT-Q-BOND (p. 113)	100% Divinylbenzene	HP PLOT Q, CP-PoraPLOT Q, CP-PoraBond Q	Supel-Q-PLOT
Rt-QS-BOND (p. 112)	Intermediate polarity porous polymer	GS-Q	
Rt-S-BOND (p. 112), MXT-S-BOND (p. 113)	DVB vinylpyridine polymer	CP-PoraPLOT S	
Rt-U-BOND (p. 112)	DVB ethylene glycol - dimethylacrylate polymer	HP-PLOT U, CP-PoraPLOT U, CP-PoraBond U	

## Next Generation of Porous Layer Open Tubular (PLOT) Columns


- Stabilized particle layers improve robustness and reproducibility of retention and flow.
- Fully compatible with valve switching and Deans switching systems.
- Highly efficient, reproducible analyses; ideal for permanent gases, solvents, and hydrocarbons.
- Innovative manufacturing procedure reduces particle generation and improves performance of porous polymer and molecular sieve PLOT columns.
- Wound on a 7"-diameter, 11-pin cage, unless otherwise noted.
- Available in fused silica and metal MXT® tubing.

Porous layer open tubular (PLOT) columns are very beneficial for solving application problems, especially for the analysis of volatile compounds. PLOT columns have a unique selectivity, allowing for the separation of gaseous compounds at room temperature. Due to the adsorption mechanism of the supports used in PLOT columns, permanent gases and light hydrocarbons can be resolved at room temperature; columns can then be programmed to higher temperatures to elute higher boiling compounds.

### Traditional PLOT Columns Offer Poor Stability

The traditional PLOT column is built with a 5–50 µm layer of particles adhered to the tubing walls. Because this layer of particles generally lacks stability, PLOT columns must be used very carefully, as particle release is common and can cause unpredictable changes in retention time and flow behavior. Traditional PLOT columns also must generally be used in conjunction with particle traps to prevent the contamination of valves, injectors, and GC detectors. Detectors contaminated with particles typically generate electronic noise, which shows up chromatographically as a spike in the baseline. In extreme cases, detector flow can be obstructed by particle buildup. Particles can also affect valves by becoming lodged in the valve and causing leaks or restricting flow. Figure 1 shows an example of blockage caused by particle accumulation inside a Press-Tight® connector.

**Figure 1:** Particles released from traditional PLOT columns can cause blockages.



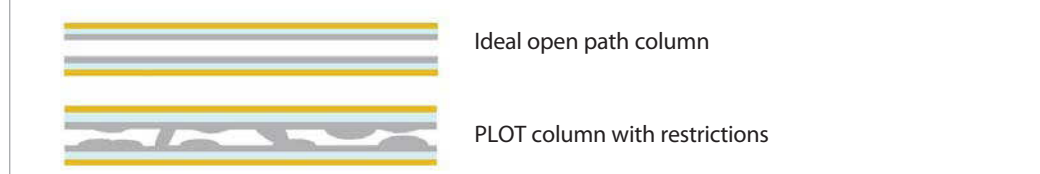
### Restek PLOT Columns Offer Improved Stability to Minimize Particle Release

Restek has developed technology and procedures to manufacture PLOT columns with concentric stabilized adsorption layers. These next generation PLOT columns show a constant flow behavior (permeability) and have significantly improved mechanical stability, resulting in easier operation, better chromatography, and reduced particle release. Greater particle stability means more reproducible retention times, virtually no spiking, and longer column lifetimes. This innovative Restek stabilization chemistry is currently applied to all fused silica and metal PLOT columns featured in this catalog.

### Consistent Flow Restriction Factor (F) Guarantees Reproducible Flow

Thick layers of particles are difficult to deposit in a homogeneous layer, and in traditionally manufactured PLOT columns, this results in variable coating thicknesses. The positions where the layer is thicker act as restrictions and affect flow (Figure 2). Depending on the number and intensity of these restrictions, traditional PLOT columns often show greater variation in flow restriction than wall coated open tubular (WCOT) columns. In practice, conventional PLOT columns with the same dimensions can differ in flow by a factor of 4 to 6 when operated at the same nominal pressure. For applications where flow is important, such as with Deans switching, the nonreproducible flow behavior of most commercially available PLOT columns is a problem.

**Figure 2:** Inconsistent coating thicknesses result in restrictions that cause significant variation in flow.

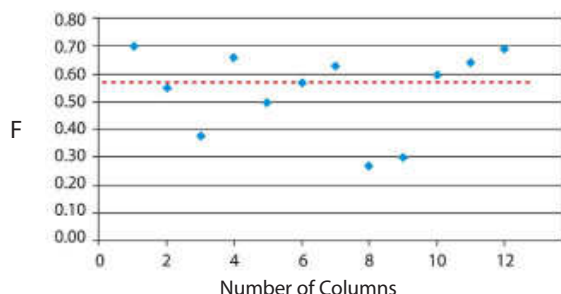




In order to measure flow restriction reproducibility, Restek has introduced a new factor: the flow restriction factor (F). This factor is based on the retention time of an unretained marker compound, as measured on both coated and uncoated tubing using the same backpressure setting (Equation 1). For quality control purposes, methane is used as the marker when evaluating porous polymer columns and helium is used for testing molecular sieve 5A columns.

Flow restriction factor determination can be used to assess both the degree of column restriction and the reproducibility of the column coating process. Flow restriction can also be calculated (Equation 2). Figure 3 shows typical results for PLOT columns manufactured using a conventional process. Because of the difference in flow restriction, individual columns have very different flow characteristics. In contrast, Figure 4 shows results for columns made using our Rt<sup>®</sup>-QS-BOND (bonded porous polymer) PLOT column process. Clearly, our manufacturing process results in greater consistency in both column coating thickness and flow restriction, which results in more stable retention times and better performance in Deans and related flow switching techniques.

**Figure 3:** Traditional PLOT columns show significant flow variability, indicating inconsistent column coating thicknesses.



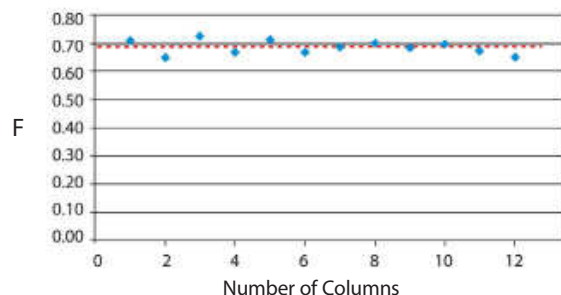
**Equation 1:** Flow restriction factor (F) is used to demonstrate coating consistency.

$$F = \frac{\text{tr}_1 \text{ of unretained component (uncoated tubing)}}{\text{tr}_2 \text{ of unretained component (coated column)}}$$

tr = retention time

Note: F values will always be <1 as the coated column always has more restriction than the uncoated column.

**Figure 4:** PLOT columns from Restek offer consistent flow resistance, giving more reproducible results column-to-column.



**Equation 2:** Percent flow restriction of coated column.

$$\% \text{ restriction} = (1-F) \times 100$$

Restek's PLOT columns are exceptionally robust, featuring concentric stabilized coating layers. They allow for more consistent gas flows and are recommended for applications sensitive to variation in retention time or flow. These PLOT columns are a significant advance in technology and are ideal for efficient, reproducible analyses of permanent gases, solvents, and hydrocarbons.

**Fused Silica, PLOT, & MXT<sup>®</sup>  
Capillary GC Column  
Ferrule Guide**

GC Column ID	Ferrule ID
0.10 mm	0.4
0.15 mm	0.4
0.18 mm	0.4
0.25 mm	0.4
0.28 mm	0.4
0.32 mm	0.5
0.45 mm	0.8
0.53 mm	0.8

**free literature**

Restek's PLOT Column Family  
The New Benchmark For  
Performance!

Download your  
free copy from

[www.restek.com](http://www.restek.com)

lit. cat.#  
PCBR1163B-UNV



**similar phases**

GS-Alumina, CP-Al<sub>2</sub>O<sub>3</sub>/Na<sub>2</sub>SO<sub>4</sub>,  
Alumina-Sulfate

**i tech tip****Trace Water in the Carrier Gas**

Traces of water in the carrier gas and in the sample will affect the retention and the selectivity of alumina. If exposed to water, the retention times will shorten. The column can be regenerated by conditioning for 15–30 min at 200 °C under normal carrier gas flow. Periodic conditioning ensures excellent run-to-run retention time reproducibility.

The maximum programmable temperature for an Rt<sup>®</sup>-Alumina BOND column is 200 °C. Higher temperatures cause irreversible changes to the porous layer adsorption properties.

**Rt<sup>®</sup>-Alumina BOND Columns**

Restek Rt<sup>®</sup>-Alumina BOND columns are highly selective for C<sub>1</sub>–C<sub>5</sub> hydrocarbons and separate all unsaturated hydrocarbon isomers above ambient temperatures. The reactivity of the aluminum oxide stationary phase is minimized to improve column response for polar unsaturates, such as dienes, and the column's sensitivity (or response) ensures linear and quantitative chromatographic analysis for these compounds. Strong bonding prevents particle generation and release, which allows valve switching without harming the injection or detection systems. And because they are stable up to at least 200 °C, Rt<sup>®</sup>-Alumina BOND columns can be regenerated to restore full efficiency and selectivity by conditioning at their maximum temperature if water is adsorbed. High capacity and loadability give you exceptionally symmetrical peaks, making these columns ideal for volatile hydrocarbon separations at percent levels, as well as impurity analyses at ppm concentrations. Restek Rt<sup>®</sup>-Alumina BOND PLOT columns are manufactured on fused silica tubing; select phases are also available on metal MXT<sup>®</sup> tubing.

**Guaranteed Reproducibility**

To ensure reproducible retention times and predictable flow behavior column-to-column, each Rt<sup>®</sup>-Alumina BOND column is extensively tested. A hydrocarbon test mix confirms proper phase retention and selectivity. To calculate *k* (retention or capacity factor), which is a measure of phase retention, 1,3-butadiene is used, while selectivity is measured using retention indices for propadiene and methyl acetylene. The resolution of *trans*-2-butene and 1-butene is also verified, and to measure efficiency, plates per meter are checked using 1,3-butadiene.

**Rt<sup>®</sup>-Alumina BOND/Na<sub>2</sub>SO<sub>4</sub> Columns (fused silica PLOT)**

(Na<sub>2</sub>SO<sub>4</sub> deactivation)

- Acetylene and propadiene elute after butanes.
- Best separation for butene isomers (impurities in butene streams).
- Methyl acetylene elutes after 1,3-butadiene.
- Cyclopropane (impurity in propylene) elutes well before propylene.

ID	df	temp. limits	30-Meter	50-Meter
0.25 mm	4 μm	to 200 °C	19775	
0.32 mm	5 μm	to 200 °C	19757	19758
0.53 mm	10 μm	to 200 °C	19755	19756

**also  
available**

Metal MXT<sup>®</sup>  
PLOT Columns

See page 113.



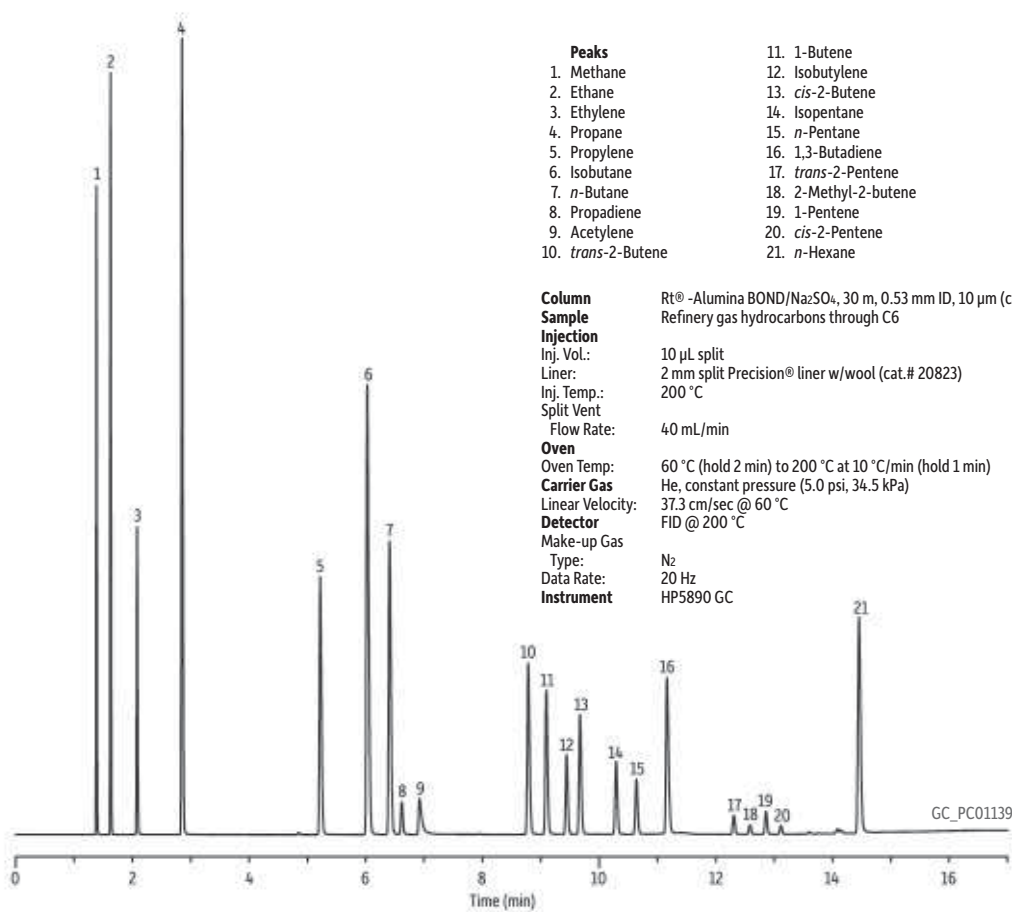
**Rt®-Alumina BOND/KCl Columns** (fused silica PLOT)

(KCl deactivation)

- Restek's lowest polarity alumina column.
- Low moisture sensitivity reduces the need for frequent regeneration.
- Acetylene elutes before *n*-butane.
- Methyl acetylene (impurity in 1,3-butadiene) elutes before 1,3-butadiene.

**similar phases**GC-Alumina KCl, HP-PLOT Al<sub>2</sub>O<sub>3</sub>/KCl, CP-Al<sub>2</sub>O<sub>3</sub>/KCl, Alumina-Chloride

ID	df	temp. limits	30-Meter	50-Meter
0.25 mm	4 µm	to 200 °C	19776	
0.32 mm	5 µm	to 200 °C	19761	19762
0.53 mm	10 µm	to 200 °C	19759	19760

**Refinery Gas Hydrocarbons on Rt®-Alumina BOND/Na<sub>2</sub>SO<sub>4</sub>**

## did you know?

All Restek PLOT columns come standard on a 7"-diameter, 11-pin cage. Metal MXT columns are also available coiled to 3.5" diameter by adding the suffix -273 to the part number. If you need more information, please call Restek Customer Service at 1-814-353-1300, ext. 3, or your Restek Representative.

### Rt®-Alumina BOND/CFC Columns (fused silica PLOT)

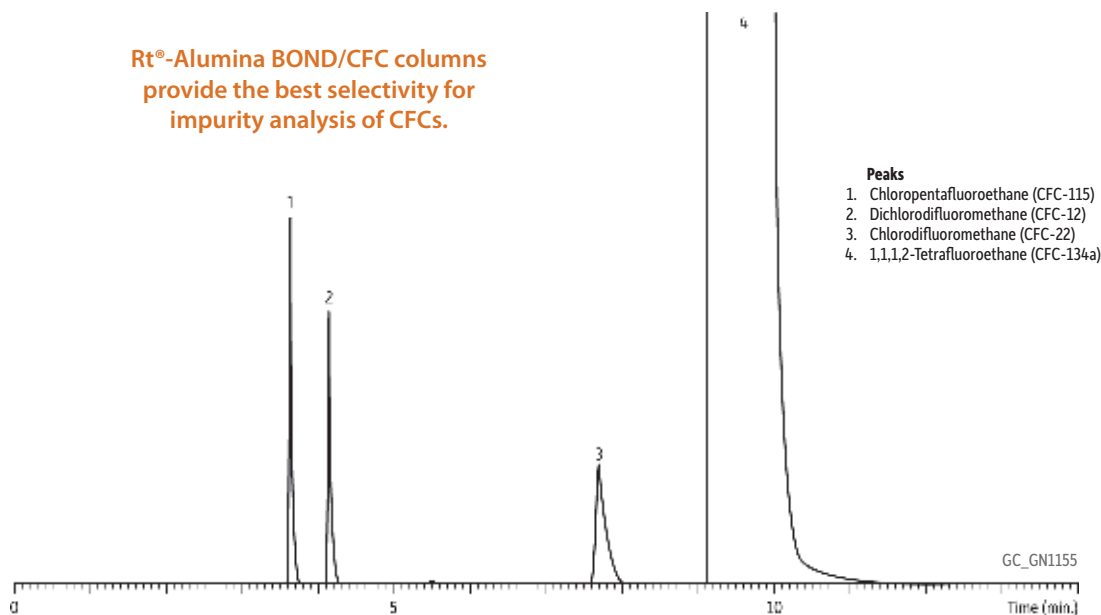
- Improved inertness for chlorofluorocarbon (CFC) compounds.
- Highly selective alumina-based column, separates most CFCs.
- High retention and capacity for CFCs.

The alumina adsorbent is ideal for retaining halogenated compounds, especially CFCs (chlorinated fluorocarbons) like Freon® products. It offers high selectivity, allowing a wide range of CFC isomers to be resolved at above ambient temperatures. The Rt®-Alumina BOND/CFC column is thoroughly deactivated to reduce the reactivity of alumina. Even though there is still some residual reactivity for some mono- or di-substituted CFCs, the majority of these compounds can be accurately quantified from main stream processes or in impurity analyses.

ID	df	temp. limits	30-Meter
0.53 mm	10 µm	to 200 °C	19763

### Impurity Analysis of 1,1,1,2-Tetrafluoroethane (CFC-134a) on Rt®-Alumina BOND/CFC

Rt®-Alumina BOND/CFC columns provide the best selectivity for impurity analysis of CFCs.



**Column** Rt®-Alumina BOND/CFC, 30 m, 0.53 mm ID (cat.# 19763)  
**Sample** 1,1,1,2-Tetrafluoroethane  
**Conc.:** Neat  
**Injection**  
 Inj. Vol.: 500 µL split  
**Oven**  
 Oven Temp: 80 °C (hold 6 min) to 140 °C at 10 °C/min (hold 2 min)  
**Carrier Gas** He  
**Detector** FID  
**Notes** Gas sampling, purity analysis

Note that tailing peaks are common in CFC analyses due to overloading normally employed for this type of work.

**Rt®-Alumina BOND/MAPD Columns** (fused silica PLOT)

- Optimized deactivation produces maximum response when analyzing trace levels of acetylene, methyl acetylene, and propadiene.
- Stable response factors make this column ideal for process-type applications where recalibration must be minimized.
- High loadability reduces peak tailing and improves separations.
- Extended temperature range up to 250 °C for fast elution of high molecular weight (HMW) hydrocarbons and accelerated column regeneration following exposure to water.

Restek's R&D chemists have optimized the deactivation technology applied to our Rt®-Alumina BOND/MAPD column for improved analysis of trace concentrations of polar hydrocarbons like acetylene, methyl acetylene, and propadiene in hydrocarbon streams containing higher levels of C1-C5 hydrocarbons. Our alumina PLOT deactivation produces an incredibly inert column that offers superior reproducibility and stable response factors to maximize the number of analyses before recalibration is required. Its high sample capacity reduces peak tailing, thereby improving the separation of target compounds. In addition, a 250 °C maximum operating temperature lets you more quickly elute hydrocarbons up to dodecane and reduces regeneration time when the column is exposed to water from samples or carrier gases.

ID	df	temp. limits	30-Meter	50-Meter
0.32 mm	5 µm	to 250 °C	19779	19780
0.53 mm	10 µm	to 250 °C	19777	19778

**similar phases**

Select Al<sub>2</sub>O<sub>3</sub> MAPD

**free literature**

Analyze Trace Polar Hydrocarbons More Accurately and Reliably With New Alumina BOND/MAPD PLOT Columns

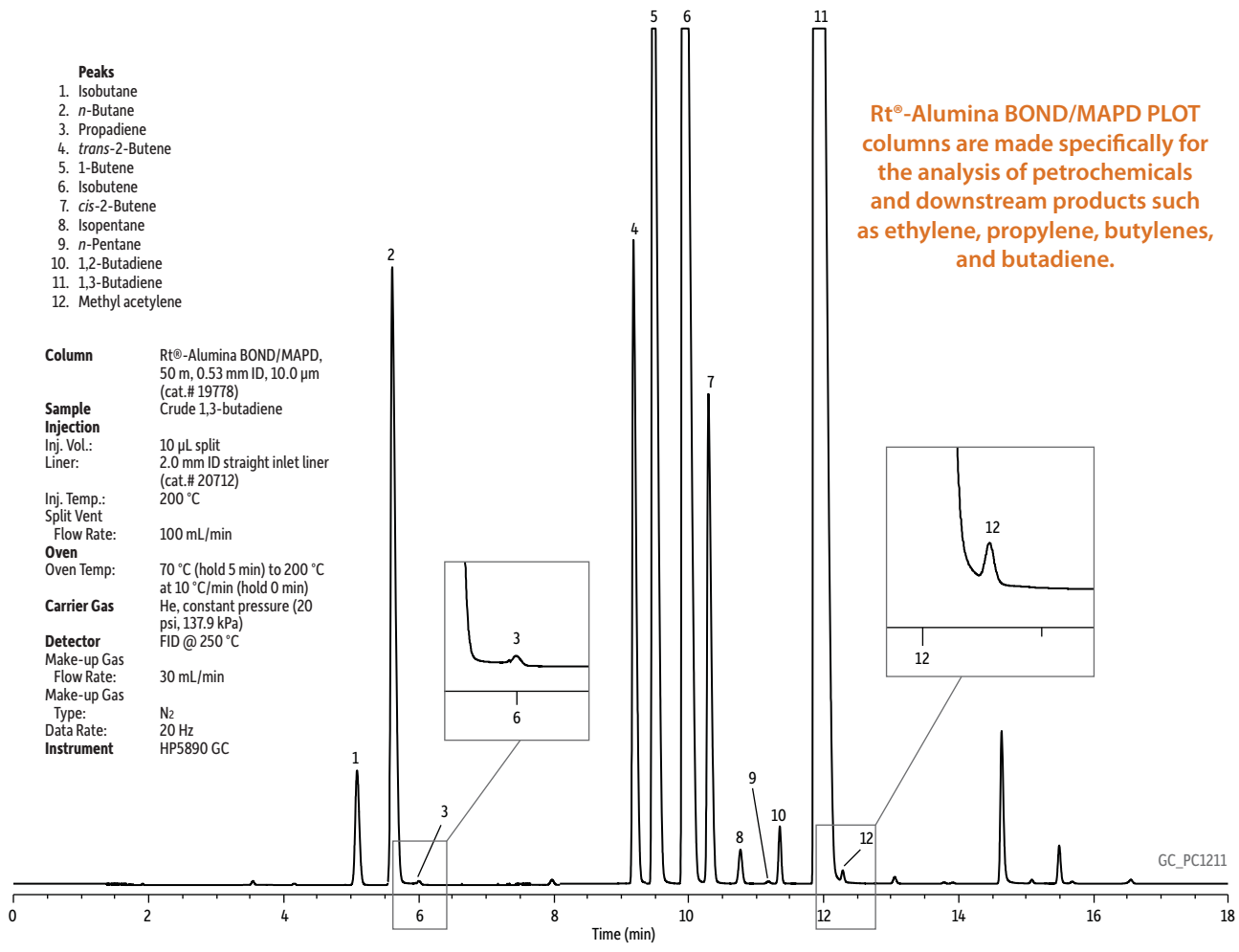
Download your free copy from

[www.restek.com](http://www.restek.com)

lit. cat.#  
PCFL1412-UNV



**1,3-Butadiene on Rt®-Alumina BOND/MAPD (Purity Analysis)**



**Rt®-Alumina BOND/MAPD PLOT columns are made specifically for the analysis of petrochemicals and downstream products such as ethylene, propylene, butylenes, and butadiene.**



## did you know?

Rt<sup>®</sup>-M sieve 5A PLOT columns are designed for efficient separation of Ar/O<sub>2</sub> and other permanent gases, including CO.

## similar phases

HP PLOT Molsieve, CP-Molsieve 5A, Molsieve 5A, AT-Molsieve, PLT-5A

## tech tip

### Molecular sieve materials are very hydrophilic

Because molecular sieve materials are very hydrophilic, they will adsorb water from the sample or carrier gas. Water contamination can have a detrimental effect on peak symmetry and can reduce the resolution of all compounds. If water contamination occurs, reactivate your Rt<sup>®</sup>-M sieve 5A PLOT column by conditioning at 300 °C with dry carrier gas flow for 3 hours.

## also available

Metal MXT<sup>®</sup>  
PLOT Columns

See page 113.



## Molecular Sieve 5A PLOT Columns

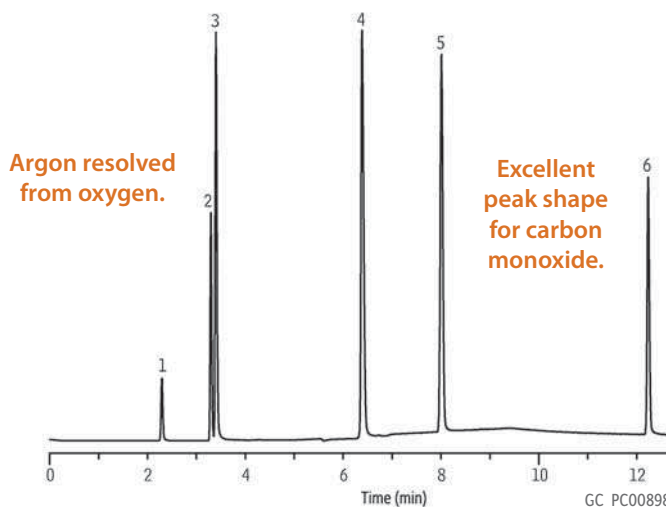
Restek's molecular sieve 5A PLOT columns are designed for efficient separation of Ar/O<sub>2</sub> and other permanent gases, including CO. Special coating and deactivation procedures ensure chromatographic efficiency and the integrity of the porous layer coating. Molecular sieves have very high retention, allowing separations of permanent gases at temperatures above ambient. Our deactivation technology also allows CO to elute as a sharp peak. Additionally, our unique immobilization process guarantees that the uniform particles remain adhered to the tubing—even after continuous valve-cycling.

Our revolutionary molecular sieve 5A PLOT columns separate Ar/O<sub>2</sub> and H<sub>2</sub>/He at ambient temperature or above (see chromatogram). These columns also are an excellent choice for rapid separation of permanent gases in refinery or natural gas.

### Rt<sup>®</sup>-M sieve 5A Columns (fused silica PLOT)

ID	df	temp. limits	15-Meter	30-Meter
0.25 mm	20 µm	to 300 °C	19773	
0.32 mm	30 µm	to 300 °C	19720	19722
0.53 mm	50 µm	to 300 °C	19721	19723

### Separation of Argon/Oxygen and Other Permanent Gases on Rt<sup>®</sup>-M sieve 5A



Peaks	Conc. (µg/mL)	Column	Rt <sup>®</sup> -M sieve 5A, 30 m, 0.53 mm ID, 50 µm (cat.# 19723)
1. Hydrogen	40	Sample	Permanent gases
2. Argon	30	Injection	Sample valve
3. Oxygen	50	Sample Loop Vol.:	5 µL
4. Nitrogen	50	Valve Name:	6-port Valco <sup>®</sup> valve
5. Methane	40	Inj. Temp.:	200 °C
6. Carbon monoxide	50	Valve Temp.:	Ambient
		Oven	
		Oven Temp.:	27 °C (hold 5 min) to 100 °C at 10 °C/min (hold 5 min)
		Carrier Gas	He, constant flow
		Flow Rate:	5.0 mL/min
		Detector	Valco <sup>®</sup> helium ionization detector @ 150 °C

## Porous Polymer Columns

The process used to manufacture porous polymer PLOT columns causes the particles to adhere strongly to the walls of the tubing, so there is virtually no particle generation. You get reproducible performance from column to column, including selectivity and flow.

### Rt®-Q-BOND Columns (fused silica PLOT)

100% divinylbenzene

- Nonpolar PLOT column incorporating 100% divinylbenzene.
- Excellent for analysis of C1 to C3 isomers and alkanes up to C12.
- High retention for CO<sub>2</sub> simplifies gas analysis; CO<sub>2</sub> and methane separated from O<sub>2</sub>/N<sub>2</sub>/CO (Note: O<sub>2</sub>/N<sub>2</sub>/CO not separated at room temperature).
- Use for analysis of oxygenated compounds and solvents.
- Maximum temperature of 300 °C.

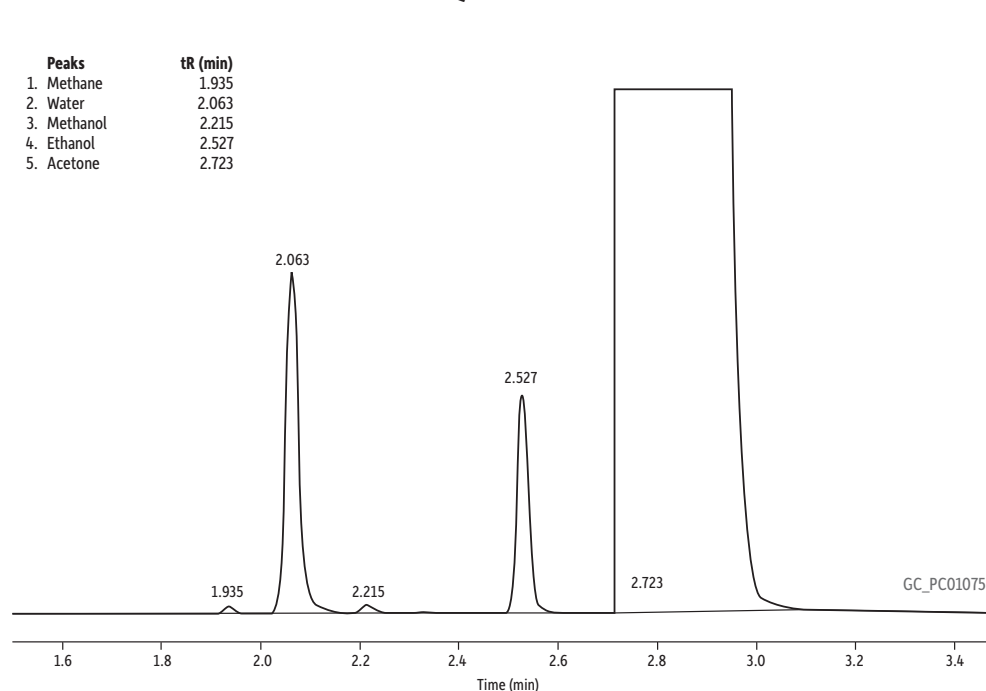
ID	df	temp. limits	15-Meter	30-Meter
0.25 mm	8 µm	to 280/300 °C	19764	19765
0.32 mm	10 µm	to 280/300 °C	19743	19744
0.53 mm	20 µm	to 280/300 °C	19741	19742

### similar phases

HP PLOT Q, CP-PoraPLOT Q, CP-PoraBond Q, Supel-Q-PLOT, AT-Q

Our porous polymer PLOT columns are not moisture sensitive, making them ideal for applications where moisture is of major concern.

### Water and Ethanol in Acetone on Rt®-Q-BOND



**Column** Rt®-Q-BOND, 30 m, 0.53 mm ID, 20 µm (cat.# 19742)  
**Sample**  
**Diluent:** Acetone  
**Conc.:** 0.5% Water and ethanol  
**Injection**  
**Inj. Vol.:** 3 µL split (split ratio 11:1)  
**Liner:** Splitless taper (4 mm) w/wool (cat.# 22405)  
**Inj. Temp.:** 250 °C  
**Oven**  
**Oven Temp:** 200 °C (hold 4 min)  
**Carrier Gas** He, constant linear velocity  
**Linear Velocity:** 28.7 cm/sec @ 200 °C  
**Detector** TCD @ 260 °C

Restek porous polymer PLOT columns cover a wide range of polarities

least polar



Q-BOND

QS-BOND

S-BOND

U-BOND

most polar

**similar phases**

GS-Q

**Rt®-QS-BOND Columns** (fused silica PLOT)

porous divinylbenzene homopolymer

- Intermediate polarity PLOT column incorporating low 4-vinylpyridine.
- Separates ethane, ethylene, and acetylene to baseline.

ID	df	temp. limits	15-Meter	30-Meter
0.25 mm	8 µm	to 250 °C	19767	19768
0.32 mm	10 µm	to 250 °C	19739	19740
0.53 mm	20 µm	to 250 °C	19737	19738

**similar phases**

CP-PoraPlot S

**Rt®-S-BOND Columns** (fused silica PLOT)

porous divinylbenzene homopolymer

- Midpolarity PLOT column, incorporating high 4-vinylpyridine.
- Use for the analysis of nonpolar and polar compounds.

ID	df	temp. limits	15-Meter	30-Meter
0.25 mm	8 µm	to 250 °C	19769	19770
0.32 mm	10 µm	to 250 °C	19747	19748
0.53 mm	20 µm	to 250 °C	19745	19746

**similar phases**HP-PLOT U, CP-PoraPLOT U,  
CP-PoraBond U**Rt®-U-BOND Columns** (fused silica PLOT)

divinylbenzene ethylene glycol/dimethylacrylate

- Polar PLOT column, incorporating divinylbenzene ethylene glycol/dimethylacrylate.
- Use for the analysis of polar and nonpolar compounds.

ID	df	temp. limits	15-Meter	30-Meter
0.25 mm	8 µm	to 190 °C	19771	19772
0.25 mm	12 µm	to 190 °C	19782	
0.32 mm	10 µm	to 190 °C	19751	19752
0.53 mm	20 µm	to 190 °C	19749	19750

NEW!



19754

**PLOT Column Particle Trap**

- Includes two Press-Tight® connectors and a 2.5 m column.
- Protects detector and valves; connects between column and detector or valve.
- Eliminates detector spikes and scratches in valve rotors.

The technology used to adhere particles in PLOT columns is excellent; however, there is still a possibility for particles to dislodge when extreme pressure shocks and gas flow changes are anticipated. This sometimes happens when valve switching or backflush is used. In those cases, using particle traps is recommended.

Description	qty.	cat.#
PLOT Column Particle Trap, 2.5 m, 0.32 mm ID with 2 Press-Tight Connectors	ea.	19753
PLOT Column Particle Trap, 2.5 m, 0.53 mm ID with 2 Press-Tight Connectors	ea.	19754

## Metal MXT® PLOT Columns

Advantages of metal MXT® PLOT columns include:

- Can be made in small coil diameters—perfect for tight spaces.
- Rugged material withstands rough handling and shock.
- Designed for robust performance in process GCs and field instruments.
- Available in 3.5"-coil diameter or 7"-diameter, 11-pin cage.


Restek chemists have developed technology that allows many of our popular PLOT columns to be made on Siltek®-treated stainless steel. These columns have the same characteristics and performance as fused silica PLOT columns, but offer several additional benefits for process GCs and field applications.

ID	df	temp. limits	3.5" coil 15-Meter	7" diameter 11-pin cage 15-Meter	3.5" coil 30-Meter	7" diameter 11-pin cage 30-Meter
<b>MXT-Msieve 5A</b>						
0.25 mm	20 µm	to 300 °C	79717-273	79717		
0.53 mm	50 µm	to 300 °C			79723-273	79723
<b>MXT-Alumina BOND/NazSO<sub>4</sub></b>						
0.53 mm	10 µm	to 200 °C			79714-273	79714
<b>MXT-Alumina BOND/MAPD</b>						
0.53 mm	10 µm	to 250 °C			79728-273	79728
<b>MXT-Q-BOND</b>						
0.25 mm	8 µm	to 300 °C	79718-273	79718		
0.53 mm	20 µm	to 280/300 °C			79716-273	79716
<b>MXT-S-BOND</b>						
0.53 mm	20 µm	to 250 °C			79712-273	79712



## Fused Silica & MXT® Capillary GC Column Ferrule Guide

GC Column ID	Ferrule ID
0.10 mm	0.4
0.15 mm	0.4
0.18 mm	0.4
0.25 mm	0.4
0.28 mm	0.4
0.32 mm	0.5
0.45 mm	0.8
0.53 mm	0.8




## Restek Tubing Scorer for MXT® Columns

- Makes a perfect cut every time.
- Easy to use.
- Leaves column entrance perfectly round.
- Ideal for creating a leak-free seal with connectors and valves.

Metal MXT® columns are easy to cut. Scoring wafers can be used, but may leave the column end irregularly shaped. The Restek tubing scorer is designed to make a perfect cut every time, leaving the column entrance perfectly round.

Description	qty.	cat.#
Restek Tubing Scorer for MXT Columns (0.25-0.53 mm ID & 0.5-0.8 mm OD)	ea.	20523
Replacement Scoring Wheel	ea.	20522

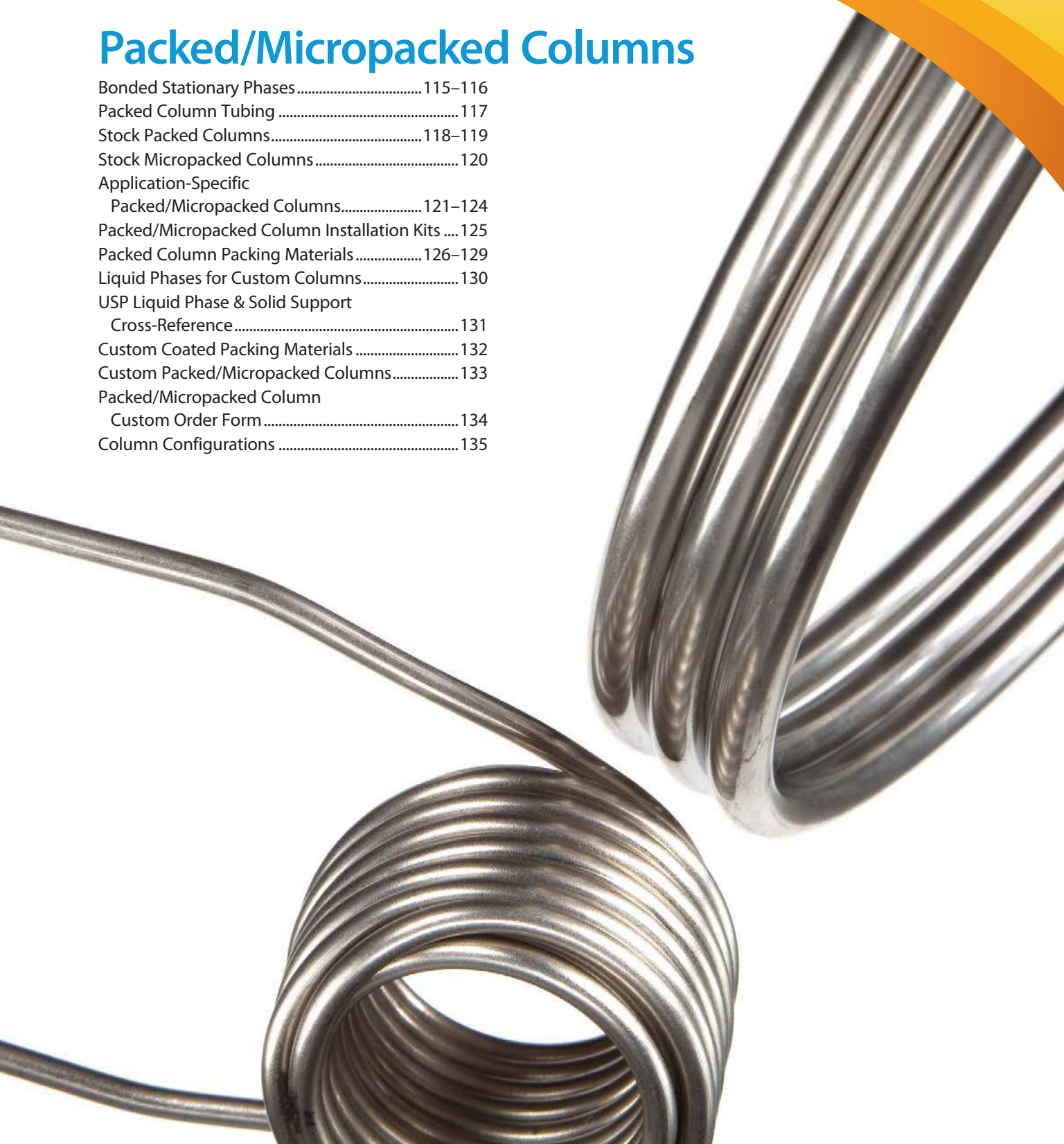


Make a perfect column cut every time!

# GC Columns

## Packed/Micropacked Columns

Bonded Stationary Phases.....	115–116
Packed Column Tubing .....	117
Stock Packed Columns.....	118–119
Stock Micropacked Columns.....	120
Application-Specific	
Packed/Micropacked Columns.....	121–124
Packed/Micropacked Column Installation Kits ....	125
Packed Column Packing Materials.....	126–129
Liquid Phases for Custom Columns.....	130
USP Liquid Phase & Solid Support	
Cross-Reference.....	131
Custom Coated Packing Materials .....	132
Custom Packed/Micropacked Columns.....	133
Packed/Micropacked Column	
Custom Order Form.....	134
Column Configurations .....	135





## Bonded Stationary Phases

We combined our stationary phase synthesis experience with our unique Silcoport® packing deactivation process to create bonded phase packings that provide longer lifetimes, lower bleed, and shorter conditioning times.

Bonded methyl silicone phases (Rtx®-1 and Rtx®-5 columns) and bonded Carbowax® phase (Stabilwax® columns) are completely cross-linked on Silcoport® packing. We have evaluated Rtx®-1 and Rtx®-5 bonded packed column phases side by side with nonbonded phases of comparable polarity; the bonded phases last longer than the equivalent nonbonded packing materials. Table I shows that retention times on an Rtx®-1 bonded packed column are highly repeatable after only 30 minutes of conditioning.

**Table I:** Retention data shows the perfect reproducibility of the bonded phase packed columns with respect to retention times.

Hydrocarbon	Retention Time			
	Min.	Max.	Mean	Stand. Dev.
C5	0.241	0.243	0.242	0.001
C6	0.493	0.497	0.495	0.002
C10	5.746	5.765	5.752	0.005
C20	18.482	18.491	18.486	0.004
C28	25.093	25.103	25.098	0.004
C40	32.160	32.171	32.166	0.004
C44	34.316	34.328	34.326	0.007

n = 9 columns

## Who says packed columns are old technology? Not Restek!

By combining flexible SilcoSmooth® tubing with low-bleed bonded phases, we have made the most significant improvements in packed column technology in more than 25 years!

Columns available in  
0.53, 0.75, 1, 2, 3.2, & 5.2mm ID.

Bonded phase packings  
decrease conditioning times  
and bleed, and increase  
column lifetime.

Columns can be configured  
for all GC models.

Silcosmooth® tubing has a Siltek®-treated  
surface, which is more inert than glass.

The most complete  
line of packing  
materials available.

## Bonded Packed Column Stationary Phases

- Short conditioning times.
- Reproducible bonded phase selectivity.
- Low bleed levels.
- Longer column lifetimes.
- Unsurpassed inertness for active compounds.

Bonded phases are used in capillary columns because they provide a dramatic increase in column quality. To truly bridge the gap between traditional packed columns and capillary columns, it was necessary to develop bonded liquid phases for packed columns. Packed column chromatographers can expect shorter conditioning times, lower bleed, and longer column lifetimes by using Restek bonded phase packed columns.

Bonded phases also last much longer than nonbonded phases. Bonded phases are more resistant to oxidation than nonbonded phases because of the stronger intermolecular forces produced by cross-linking. Because the material is thoroughly cross-linked, the phase will not migrate or puddle, as often happens with nonbonded phases. Figure 1 shows a comparison of a bonded and a nonbonded methyl silicone column after 170 temperature cycles. The results show the impressive durability of bonded phases.

## Restek's packed columns deliver the

## 1-2-3 PUNCH!

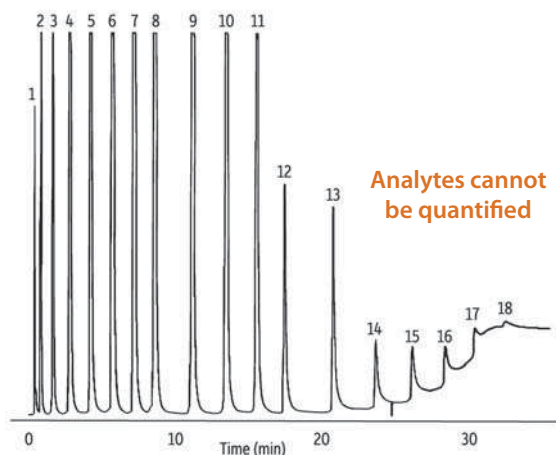
1. Bonded stationary phases mean short conditioning times, low bleed, and unsurpassed column lifetimes.
2. SilcoSmooth® tubing provides the inertness of glass and the durability of stainless steel.
3. Silcoport® diatomaceous earth provides unsurpassed inertness for trace analysis.

## Equivalent Liquid Phases

	BP-1, CC-1, CP-Sil 5CB, DB-1, DC-200, GE-SF-96, HP-1, HP-101, OV-1, OV-101,
<b>Rtx-1</b>	RSK-150, RH-1, SE-30, SP-2100, SPB-1, UCC W-98
<b>Rtx-5</b>	BP-5, CB-5, CC-5, CP-Sil 8CB, DB-5, HP-5, OV-73, SE-52, SE-54, SPB-5, Ultra-5
<b>Stabilwax</b>	BP-20, CP-Wax, CW-20, DB-Wax, HP-Innowax, PE-Wax, Supelcowax-10

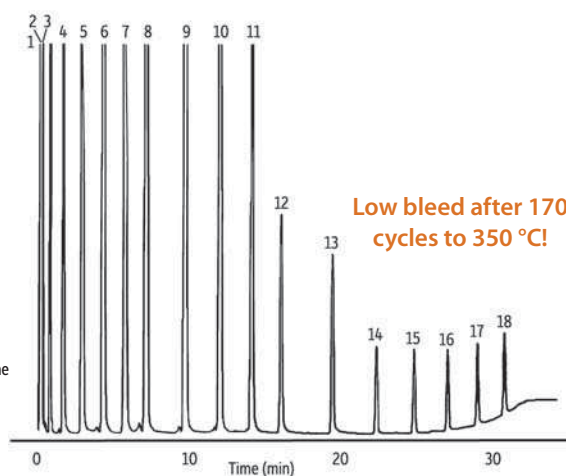
**Figure 1:** Bonded packed columns exhibit longer lifetime than nonbonded packed columns.

## Nonbonded Methyl Silicone



Analytes cannot be quantified

## Bonded Rtx®-1



Low bleed after 170 cycles to 350 °C!

GC\_PC00369

**Column Sample**

Rtx®-1 Sim Dist 2887, SilcoSmooth® Tubing, 25 inches, 1/8 in. OD, 2 mm ID (cat.# 80000-800)  
1-12% (w/w) each component  
ASTM D2887-01 calibration mix (1% each listed analyte in CSs) (cat.# 31674)  
ASTM D2887-01 calibration mix (5% each, neat) (cat.# 31675)

**Injection**

1.0 µL packed not on-column  
Inj. Vol.:  
Inj. Temp.: 350 °C

**Oven**

35 °C to 350 °C at 10 °C/min (hold 5 min)

**Carrier Gas**

He, constant flow

**Flow Rate**

25 mL/min

**Detector**

FID @ 350 °C

**Notes**

FID sensitivity: 256 x 10<sup>-11</sup> AFS

## Packed Column Tubing

Restek offers a wide range of tubing choices for our packed columns, including SilcoSmooth® (Siltek®-treated stainless steel), stainless steel, PTFE, nickel, copper, and Hastelloy® tubing. SilcoSmooth® and stainless steel tubing are our two most popular column materials. SilcoSmooth® tubing is an excellent replacement for fragile glass columns. Stainless steel tubing works well with most applications for nonreactive compounds.

### SilcoSmooth® Tubing

If your analysis involves reactive compounds, you can use fragile and inflexible glass columns, or you can step up to SilcoSmooth® tubing, which combines the inertness of glass with the strength and flexibility of stainless steel. Made from ultra-smooth, seamless 304 stainless steel and treated with the innovative Siltek® deactivation process, SilcoSmooth® tubing can replace glass columns for virtually any application.

### Stainless Steel Tubing

If you are analyzing hydrocarbons or nonreactive compounds, you can use our rugged, flexible, and economical stainless steel columns. Restek stainless steel columns are made from high-quality weld drawn tubing.

### Hastelloy® Tubing

Hastelloy® tubing is a nickel-chromium alloy with excellent inertness. It is normally used only for highly corrosive or oxidizing compounds or gases.

### Nickel Tubing

Nickel tubing is often used for analyses of caustic or oxidizing compounds or gases.

### Copper Tubing

Copper is a general-purpose tubing that is only recommended for nonactive compounds.

### PTFE Tubing

PTFE tubing is often used for reactive compounds or other special applications. Note that this tubing is permeable to gases.

**Table I** Packed column tubing dimensions

Material	<sup>1</sup> / <sub>4</sub> -inch OD x 5.3 mm ID	<sup>3</sup> / <sub>16</sub> -inch OD x 3.2 mm ID <sup>1</sup>	<sup>1</sup> / <sub>8</sub> -inch OD x 2.0 mm ID <sup>2</sup>	<sup>1</sup> / <sub>8</sub> -inch OD x 2.1 mm ID	<sup>1</sup> / <sub>16</sub> -inch OD x 1.0 mm ID <sup>3</sup>	0.95 mm OD x 0.75 mm ID <sup>4</sup>	0.74 mm OD x 0.53 mm ID
SilcoSmooth	✓	✓	✓		✓	✓	✓
Stainless Steel	✓	✓		✓	✓	✓	
Hastelloy				✓			
Nickel				✓			
Copper	✓			✓			
PTFE				✓			

<sup>1</sup> <sup>3</sup>/<sub>16</sub>-inch OD x 3.2 mm ID replaces <sup>1</sup>/<sub>4</sub>-inch OD x 4 mm ID glass columns.

<sup>2</sup> <sup>1</sup>/<sub>8</sub>-inch OD x 2.0 mm ID replaces <sup>1</sup>/<sub>4</sub>-inch OD x 2 mm ID glass columns.

<sup>3</sup> <sup>1</sup>/<sub>16</sub>-inch OD x 1.2 mm and 1.0 mm ID micropacked columns are designed for packed column injection systems.

<sup>4</sup> 0.95 mm OD x 0.75 mm ID micropacked columns are designed for capillary injection systems.

## please note

We do not offer glass packed columns. SilcoSmooth® columns offer the inertness of glass, without breakage problems.

## did you know?

Restek's advanced packed column technology provides columns with unmatched inertness and efficiency.

### Packed Column Reduction Fittings

We will weld tubing reducers or VCR fittings to your column. Call Customer Service (ext. 3) or your Restek representative for pricing and availability.



Welded Tubing Reducers



Welded VCR Fittings

**Bonded Packed Column Stationary Phases**

- Low bleed levels.
- Longer column lifetimes.
- Short conditioning times.

**please note**

Stock packed columns are designed with a 2" void on the inlet end for on-column injections. For column configurations containing no void, add suffix -901 to the part number.

Bonded Phase on 100/120 Silcoport W	Stainless Steel Tubing				SilcoSmooth Tubing**			
	L (ft)	OD (in)	ID (mm)	cat.#*	L (m)	OD (in)	ID (mm)	cat.#*
3% Rtx-1	6	1/8	2.1	80441-	2	1/8	2.0	80401-
10% Rtx-1	6	1/8	2.1	80442-	2	1/8	2.0	80405-
20% Rtx-1	6	1/8	2.1	80443-	2	1/8	2.0	80409-
3% Rtx-5	6	1/8	2.1	80444-	2	1/8	2.0	80477-
10% Rtx-5	6	1/8	2.1	80445-	2	1/8	2.0	80478-
20% Rtx-5	6	1/8	2.1	80446-	2	1/8	2.0	80479-
5% Rtx-Stabilwax	6	1/8	2.1	80447-	2	1/8	2.0	80415-
10% Rtx-Stabilwax	6	1/8	2.1	80448-	2	1/8	2.0	80416-
20% Rtx-Stabilwax	6	1/8	2.1	80449-	2	1/8	2.0	80417-
Rtx-1 SimDist 2887***	25"	1/8	2.1	80450-	25"	1/8	2.0	80000-

\*Please add column instrument configuration suffix number to cat.# when ordering. See chart on the next page.

\*\*Siltek-treated stainless steel.

\*\*\*Application specific column.

**Chromosorb® Diatomaceous Earth Supports**

On 100/120 Silcoport W***	Stainless Steel Tubing				SilcoSmooth Tubing**			
	L (ft)	OD (in)	ID (mm)	cat.#*	L (m)	OD (in)	ID (mm)	cat.#*
3% Rt-101	6	1/8	2.1	80461-	2	1/8	2.0	80400-
3% Rt-2100	6	1/8	2.1	80462-	2	1/8	2.0	80420-
5% Rt-1200/1.75% Bentone 34	6	1/8	2.1	80463-	2	1/8	2.0	80125-
5% Rt-1200/5% Bentone 34	6	1/8	2.1	80464-	2	1/8	2.0	80129-

On Chromosorb PAW	Mesh	Stainless Steel Tubing				SilcoSmooth Tubing**			
		L (ft)	OD (in)	ID (mm)	cat.#*	L (m)	OD (in)	ID (mm)	cat.#*
10% TCEP	100/120	8	1/8	2.1	80465-	2.5	1/8	2.0	80126-
23% Rt-1700	80/100	30	1/8	2.1	80466-	9.2	1/8	2.0	80128-

\*Please add column instrument configuration suffix number to cat.# when ordering. See chart on the next page.

\*\*Siltek-treated stainless steel.

\*\*\*Modified version of Chromosorb W; highest inertness, most consistent performance.

**please note**

Temperature limits for stationary phases are listed on **page 130**.

**Porous Polymer Packed Columns**

Restek offers a full range of porous polymers, including HayeSep®, Porapak, and Chromosorb® Century Series polymer packings for analyses of volatile components and light solvents. Our QA procedures give you the confidence that every batch you purchase will deliver consistent column-to-column performance.

Porous Polymers 80/100 Mesh	Stainless Steel Tubing				SilcoSmooth Tubing**			
	L (ft)	OD (in)	ID (mm)	cat.#*	L (m)	OD (in)	ID (mm)	cat.#*
HayeSep Q	6	1/8	2.1	80467-	2	1/8	2.0	80433-
Porapak Q	6	1/8	2.1	80468-	2	1/8	2.0	80427-
Porapak QS	6	1/8	2.1	80469-	2	1/8	2.0	80426-
Porapak R	6	1/8	2.1	80470-	2	1/8	2.0	80425-

\*Please add column instrument configuration suffix number to cat.# when ordering. See chart on the next page.

\*\*Siltek-treated stainless steel.

**also available**

Chromosorb®, Porapak, HayeSep®, and Tenax® packing materials. See **page 129**.

## CarboBlack Solid Supports

Graphitized carbon black offers unique selectivity and very little adsorption for alcohol analyses. Two types of CarboBlack supports are available, CarboBlack B and CarboBlack C. CarboBlack B support, with its higher surface area, can hold up to a 10% loading of a nonsilicone liquid phase. CarboBlack C support can hold up to a 1% loading of a nonsilicone liquid phase. Many Carbowax® 20M-loaded CarboBlack packings are available. CarboBlack packings are treated with KOH or picric acid for basic or acidic compounds, and special alcoholic beverage loadings are available. CarboBlack supports provide resolution and retention similar to CarboPack™ and CarboGraph supports.

On CarboBlack B	Mesh	Stainless Steel Tubing				SilcoSmooth Tubing**			
		L (ft)	OD (in)	ID (mm)	cat.#*	L (m)	OD (in)	ID (mm)	cat.#*
5% Carbowax 20M	80/120	—	—	—	—	2	1/8	2.0	80105-
5% Carbowax 20M	60/80	6	1/8	2.1	88012-	1.8	1/8	2.0	80106-
6.6% Carbowax 20M	80/120	6	1/8	2.1	80451-	2	1/8	2.0	80107-
4% Carbowax 20M/ 0.8% KOH	60/80	—	—	—	—	2	1/8	2.0	80116-
1% Rt-1000	60/80	8	1/8	2.1	88013-	2.4	1/8	2.0	80206-
1% Rt-1000	60/80	6	1/8	2.1	80452-	2	1/8	2.0	80207-
3% Rt-1500	80/120	10	1/8	2.1	80453-	3.05	1/8	2.0	80211-
1% Rt-1510	60/80	10	1/8	2.1	80454-	3.05	1/8	2.0	80216-
1.5% XE-60/1% H <sub>3</sub> PO <sub>4</sub>	60/80	6	1/8	2.1	80455-	1.8	1/8	2.0	80305-

\*Please add column instrument configuration suffix number to cat.# when ordering. See chart on this page.

\*\*Siltek-treated stainless steel.

On CarboBlack B	Mesh	Nickel 200 Tubing			
		L (m)	OD (in)	ID (mm)	cat.#*
5% Krytox (Ni 200 tubing)	60/80	3.05	1/8	2.1	80127-

\*Please add column instrument configuration suffix number to cat.# when ordering. See chart on this page.

On CarboBlack C	Mesh	Stainless Steel Tubing				SilcoSmooth Tubing**			
		L (ft)	OD (in)	ID (mm)	cat.#*	L (m)	OD (in)	ID (mm)	cat.#*
0.2% Carbowax 1500	60/80	6	1/8	2.1	80456-	2	1/8	2.0	80121-
0.2% Carbowax 1500	80/100	6	1/8	2.1	80457-	2	1/8	2.0	80122-
0.1% Rt-1000	80/100	6	1/8	2.1	80458-	1.8	1/8	2.0	80205-
0.19% picric acid	80/100	6	1/8	2.1	80459-	2	1/8	2.0	80311-

\*Please add column instrument configuration suffix number to cat.# when ordering. See chart on this page.

## Molecular Sieve Packed Columns

Molecular sieve packed columns easily separate permanent gases at above-ambient temperatures. Restek's R&D chemists have developed a process for preparing molecular sieve packings, which result in excellent batch-to-batch reproducibility. In addition, our molecular sieves are preactivated and ready to use. Each column comes with metal end-fittings to prevent water or carbon dioxide from adsorbing into the packing during shipment.

Molecular Sieve	Mesh	Stainless Steel Tubing				SilcoSmooth Tubing**			
		L (ft)	OD (in)	ID (mm)	cat.#*	L (m)	OD (in)	ID (mm)	cat.#*
Molesieve 5A	60/80	6	1/8	2.1	80473-	2	1/8	2.0	80428-
Molesieve 5A	80/100	3	1/8	2.1	88015-	1	1/8	2.0	80440-
Molesieve 5A	80/100	6	1/8	2.1	80474-	2	1/8	2.0	80429-
Molesieve 5A	80/100	10	1/8	2.1	88014-	3.05	1/8	2.0	80430-
Molesieve 13X	60/80	6	1/8	2.1	80475-	2	1/8	2.0	80480-
Molesieve 13X	80/100	6	1/8	2.1	80476-	2	1/8	2.0	80439-

\*Please add column instrument configuration suffix number to cat.# when ordering. See chart on this page.

\*\*Siltek-treated stainless steel.

## also available

CarboBlack packing materials. See page 127.

### Column Instrument Configurations



General Configuration  
Suffix -800



Agilent 5880, 5890, 5987,  
6890, 7890:  
Suffix -810\*



Bruker 430, 3700, Vista Series, FID:  
Suffix -820



PE 900-3920, Sigma 1,2,3:  
Suffix -830



PE Auto System 8300, 8400, 8700  
Suffix -840

See page 135 for additional configurations.

Note: Initial 2" of column will be empty to accommodate a needle. For a completely filled column (not on-column) add suffix -901.

\*-810 suffix also includes 1 1/2" void on detector side.



Custom  
Packed/Micropacked  
Column Request Form

See page 134 or visit

[www.restek.com/packed](http://www.restek.com/packed)



## Stock Micropacked Columns



All micropacked columns are made with inert SilcoSmooth® tubing, which is Siltek® treated for maximum inertness. See **page 117**.

### Micropacked GC Columns

- Increased efficiency over traditional packed columns.
- Higher capacity than PLOT columns.
- Made from inert, flexible Siltek®-treated stainless steel tubing.
- Siltek®-treated, braided-wire end plug keeps packing intact, even under intense pressure surges during valve switching.
- Wide range of packings available.

#### Efficient, Inert, and Flexible

Micropacked columns are highly efficient and provide good sample capacity. With inert Siltek® treatment, micropacked columns are a powerful tool for solving many difficult application problems. The unsurpassed inertness of SilcoSmooth® tubing is based on Siltek® deactivation, which allows the column to be flexed and coiled without any fear of chipping or cracking the inert surface.

#### Easy to Install—Multiple Internal Diameters

Our micropacked columns are designed to fit packed and capillary injection systems. Standard wall (1/16-inch OD) micropacked columns offer improved efficiency in packed column instruments without the expense of converting to capillary injection systems. Smaller OD (0.95 mm OD) micropacked columns install easily into a capillary injector, using slightly larger ferrules. Micropacked columns operate at flows exceeding 10 cc/min for trouble-free operation.

#### Braided Wire End Plugs

Glass wool end plugs can be dislodged easily by carrier gas pressure surges. Restek's chemists insert braided wire into the column and secure it by making a small crimp near the column outlet. End plugs are Siltek® treated—the sample contacts only inert surfaces.

### Micropacked GC Columns (0.53 mm ID)

- Available with a variety of packing materials.
- High capacity and retention for volatile compounds.
- Can be coiled to fit any GC.

	Mesh	ID	OD	Temp. Range	1-Meter	2-Meter
HayeSep Q	80/100	0.53 mm	0.74 mm	up to 275 °C		19042
Molesieve 5A	80/100	0.53 mm	0.74 mm	up to 300 °C		19041
Rt-XLSulfur	100/120	0.53 mm	0.74 mm	up to 300 °C		19044
ShinCarbon ST	80/100	0.53 mm	0.74 mm	up to 330 °C	19045	19043

### Micropacked GC Columns (0.75 mm ID)

	ID	OD	Temp. Range	0.56-Meter	1-Meter	2-Meter
20% TCEP on 80/100 Chromosorb PAW	0.75 mm	1/16"	0–175 °C	19040		
	Mesh	ID	OD	Temp. Range	1-Meter	2-Meter
HayeSep R	100/120	0.75 mm	0.95 mm	up to 250 °C	19014	19015
HayeSep Q	100/120	0.75 mm	0.95 mm	up to 275 °C	19018	19019
HayeSep N	100/120	0.75 mm	0.95 mm	up to 165 °C	19022	19023
HayeSep S	100/120	0.75 mm	0.95 mm	up to 250 °C	19010	19011
Molesieve 5A	80/100	0.75 mm	0.95 mm	up to 300 °C	19002	19003
Molesieve 13X	80/100	0.75 mm	0.95 mm	up to 350 °C	19006	19007

### Micropacked GC Columns (1.00 mm ID)

	Mesh	ID	OD	Temp. Range	1-Meter	2-Meter
HayeSep R	100/120	1.00 mm	1/16"	up to 250 °C	19012	19013
HayeSep Q	100/120	1.00 mm	1/16"	up to 275 °C	19016	19017
HayeSep N	100/120	1.00 mm	1/16"	up to 165 °C	19020	19021
HayeSep S	100/120	1.00 mm	1/16"	up to 250 °C	19008	19009
Molesieve 5A	80/100	1.00 mm	1/16"	up to 300 °C	19000	19001
Molesieve 13X	80/100	1.00 mm	1/16"	up to 350 °C	19004	19005

Custom

Packed/Micropacked  
Column Request Form

See **page 134** or visit

[www.restek.com/packed](http://www.restek.com/packed)



## Aromatics Analysis

### D3606 Application Column (2 column set)

- Complete separation of ethanol and benzene with a resolution value > 3.00.
- Accurate quantification of benzene and toluene.
- Fully conditioned two-column set—ready to use out of the box.
- Listed in the appendix of ASTM Method D3606 as an acceptable alternative to TCEP columns—get better separation of benzene and ethanol while still following ASTM method requirements.



Conforms to the specifications established in ASTM method D3606-10 for the quantitation of benzene and toluene in spark ignition fuel containing ethanol.

Description	cat.#*
D3606 Application Column (2 column set)**	
Column 1: 6' (1.8 m), 1/8" OD, 2.0 mm ID, nonpolar Rtx-1	83606-
Column 2: 16' (4.9 m), 1/8" OD, 2.0 mm ID, proprietary packing material	

\*Please add column instrument configuration suffix number to cat.# when ordering. See page 119.

\*\*The column set is designed to accommodate both valve injection and/or syringe injection. Column 1 is configured with a 2" inlet void to facilitate on-column injection. The inlet is identified on both column 1 and column 2. Note: The inlet of column 2 is identified for proper orientation for connection to the valve.

### free literature

#### Resolve Benzene and Toluene in Spark Ignition Fuels Containing Ethanol

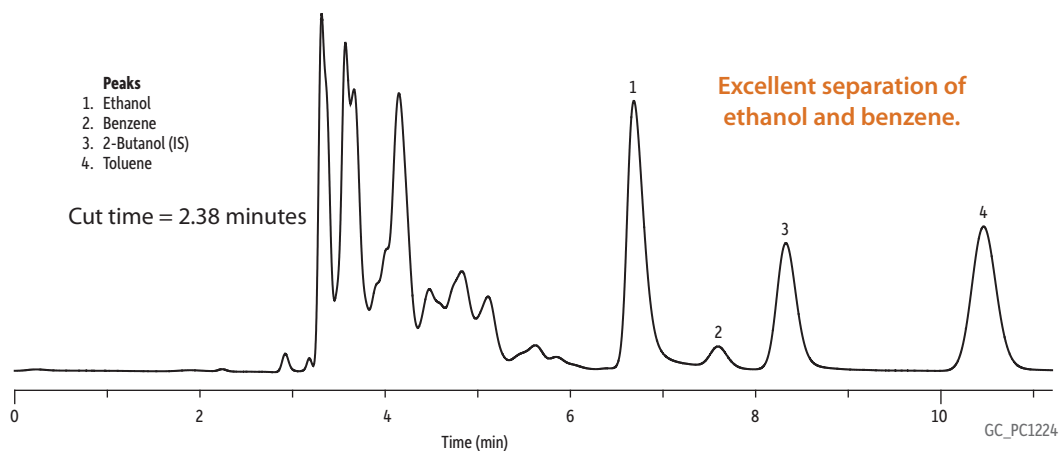
Download your free copy from

[www.restek.com](http://www.restek.com)

lit. cat.#  
PCTS1408-UNV



### Gasoline Containing Ethanol on D3606 Application Column Set by ASTM D3606-10 (Modified)



<b>Column</b>	D3606 application column (2 column set). Column 1: 6' (1.8 m), 1/8" OD, 2.0 mm ID, nonpolar Rtx®-1; Column 2: 16' (4.9 m), 1/8" OD, 2.0 mm ID, proprietary packing material (cat.# 83606-800)
<b>Sample</b>	Ethanol-containing gasoline with internal standard (IS)
<b>Diluent:</b>	
<b>Injection</b>	Sample valve
<b>Sample Loop Vol.:</b>	1.5 µL
<b>Valve Temp.:</b>	150 °C
<b>Oven</b>	
<b>Oven Temp.:</b>	135 °C (hold 12 min)
<b>Carrier Gas</b>	He, constant flow
<b>Flow Rate:</b>	20.0 mL/min
<b>Detector</b>	TCD @ 200 °C
<b>Notes</b>	2.38 minute backflush (must be determined for each GC system).

## Light Hydrocarbon Analysis

### Special Columns for Unsaturated Light Hydrocarbons

- Faster separations of C1 to C4 hydrocarbons.
- Res-Sil® packing replaces Porasil materials.

#### *n*-Octane on Res-Sil® C Packed Column

This packed column has unique selectivity for resolving unsaturated light hydrocarbons (Figure 1).

#### OPN on Res-Sil® C Packed Column

This column separates the light hydrocarbons, and baseline resolves *cis*-2-butene from 1,3-butadiene (Figure 2).

#### 2abc Refinery Gas Column Set

This three-column set is finely tuned to resolve light hydrocarbons. When used in the proper valving system, it will elute C5+ hydrocarbons ahead of C1 through C4 hydrocarbons (Figure 3).

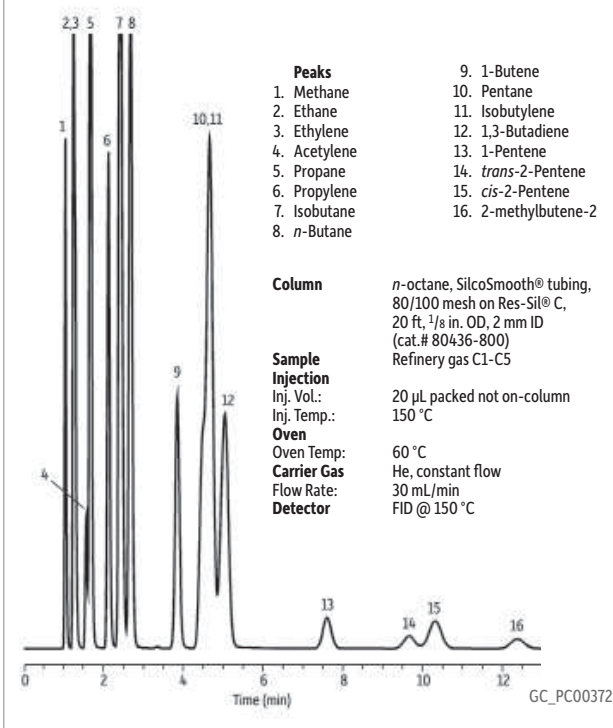
Description	cat.#*
<i>n</i> -Octane on Res-Sil C, 80/100 (20', 2.0 mm ID, 1/8" Silcosmooth OD)	80436-
OPN on Res-Sil C, 80/100 (12', 2.0 mm ID, 1/8" Silcosmooth OD)	80437-
2abc Refinery Gas Column Set (3 column set)**	88000-
2.1% Carbowax 1540 Porasil C (backflush column)***	88004-875

\*Please add column instrument configuration suffix number to cat.# when ordering. See chart on this page.


\*\*This column set is for a valving system; therefore, packing material is filled to ends of columns.

\*\*\*To be used with 2abc refinery gas column set (cat.# 88000-) to backflush and prevent C6+ hydrocarbons from entering column set.

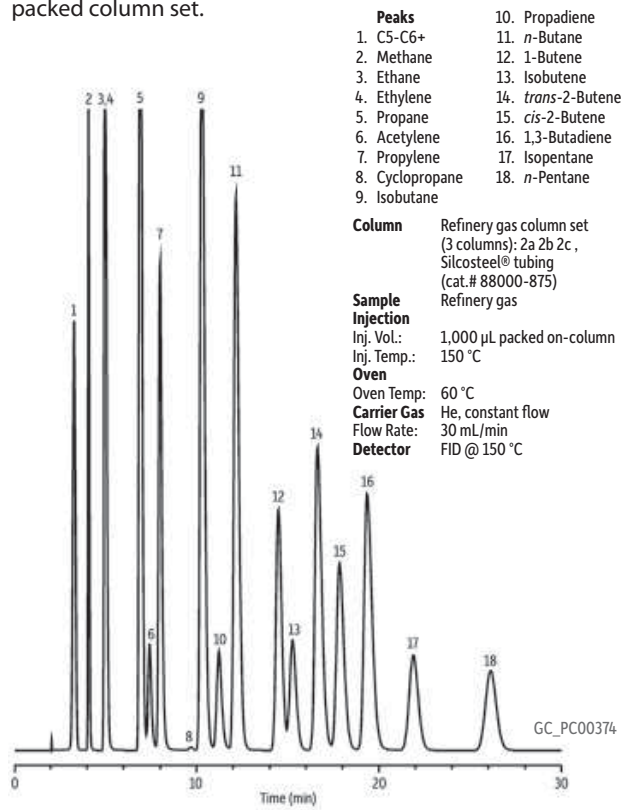
**Figure 1:** *n*-Octane on Res-Sil® C packing demonstrates unique selectivity for unsaturated light hydrocarbons.



**Figure 2:** OPN on Res-Sil® C packing demonstrates unique selectivity for *cis*-2-butene and 1,3-butadiene.



**Figure 3:** Refinery gas calibration standard on refinery gas packed column set.



## for more info

See **page 128** for more information on Res-Sil® packing materials.

## Permanent Gases & Hydrocarbon Analysis

### ShinCarbon ST Packed/Micropacked Columns

- Separate permanent gases, including CO/CO<sub>2</sub>, without cryogenic cooling.
- Rapid separations of permanent gas/light hydrocarbon mixtures.
- Excellent compatibility with most GC detectors—minimal bleed, minimal baseline rise.
- Preconditioned, less than 30 minutes to stabilize.
- Maximum temperature of 280 °C/300 °C.

Analyze oxygen, nitrogen, methane, carbon monoxide, and carbon dioxide with one column and at room temperature. ShinCarbon ST material, a high surface area carbon molecular sieve (~1,500 m<sup>2</sup>/g), is the ideal medium for separating gases and highly volatile compounds by gas solid chromatography (GSC). The rapid, above-ambient analyses these columns provide will be a great convenience. Excellent thermal stability of the high surface area carbon, combined with careful conditioning during column manufacturing, ensures low-bleed operation and rapid stabilization when installing a new column. Custom-made ShinCarbon ST columns are available on request.

ShinCarbon ST is a highly stable material. Its 300 °C upper programmed temperature limit minimizes bleed and baseline rise during temperature programming, making the material compatible with most detection systems used for gas analysis, including TCD or HID. All ShinCarbon ST columns are fully conditioned in an oxygen/moisture free environment to prevent contamination. This minimizes stabilization time (less than 30 minutes) when installing a new column which, in turn, reduces downtime.

#### ShinCarbon ST Columns (packed)

(SilcoSmooth® Stainless Steel)\*

OD	ID	Mesh	2-Meter
1/8" Silcosmooth	2.0 mm	80/100	80486-

\*Please add column instrument configuration suffix number to cat.# when ordering. See chart on the next page.

#### ShinCarbon ST Columns (micropacked)

(SilcoSmooth® Stainless Steel)\*\*

OD	ID	Mesh	1-Meter	2-Meter
1/16"	1.0 mm	100/120	19809	19808
0.95 mm	0.75 mm	100/120	19810	
0.74 mm	0.53 mm	80/100	19045	19043

\*\*Does not include column nuts and ferrules. Optional installation kits can be ordered separately—see page 125.

### it's a fact

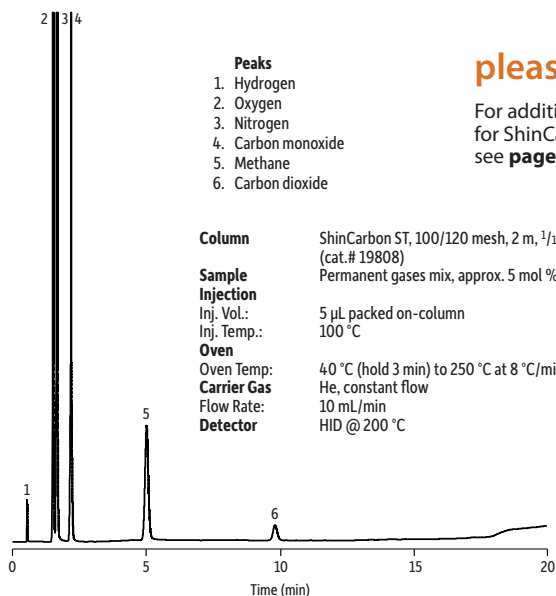
ShinCarbon ST is an ideal packing material for permanent gases, low molecular weight hydrocarbons, sulfur dioxide, and Freon® gases.

### also available

For adapter kits for installing packed/micropacked columns, see **page 125**.



### Permanent Gases on ShinCarbon ST



### please note

For additional chromatograms for ShinCarbon ST columns, see **pages 659 and 677**.


### free literature

ShinCarbon ST  
Micropacked GC Columns  
Above-Ambient Analyses of  
Permanent Gases and  
Light Hydrocarbons

Download your free copy from

[www.restek.com](http://www.restek.com)

lit. cat.#  
PCTS1472-UNV



## did you know?

Rt<sup>®</sup>-XLSulfur columns are optimized for low ppb-level sulfur analysis!

## also available

For adapter kits for installing packed/micropacked columns, see **page 125**.

### free literature

Rt<sup>®</sup>-XLSulfur Packed Column  
Specialized packed and micropacked columns for eXtra-Low Sulfur analysis

Download your free copy from

[www.restek.com](http://www.restek.com)

lit. cat.#  
PCTS1500-UNV



## Sulfur Analysis

### Rt<sup>®</sup>-XLSulfur Packed/Micropacked Columns

- Optimized columns for low ppbv sulfur analyses.
- Eliminate the need for PTFE tubing.
- Column and end fittings are Sulfinert<sup>®</sup> treated for maximum inertness.
- Maximum temperature of 290 °C.

Sulfur analyses are traditionally performed using PTFE tubing to improve column inertness. Unfortunately, PTFE tubing is gas permeable, difficult to pack with high efficiency, prone to shrinkage, and has poor thermal stability. The Rt<sup>®</sup>-XLSulfur packed or micropacked column eliminates these problems. The packing material for Rt<sup>®</sup>-XLSulfur columns is extensively deactivated for analysis of low ppbv levels of hydrogen sulfide and methyl mercaptan. It is then treated to achieve effective separation of hydrocarbons from sulfur compounds. The interior wall and the end fittings of the Rt<sup>®</sup>-XLSulfur column are Siltek<sup>®</sup> treated, making the column as inert as PTFE. The extra care taken to manufacture this column ensures more accurate analyses of sulfur compounds.

### Rt<sup>®</sup>-XLSulfur Columns (packed)\*

OD	ID	Mesh	1-Meter	2-Meter
1/8"	2.0 mm	100/120	80484-	80485-
3/16"	3.2 mm	100/120	80482-	80483-

\*Please add column instrument configuration suffix number to cat.# when ordering. See chart on this page.

### Rt<sup>®</sup>-XLSulfur Columns (micropacked)\*\*

OD	ID	Mesh	1-Meter	2-Meter
1/16"	1.0 mm	100/120	19804	19805
0.95 mm	0.75 mm	100/120	19806	19807
0.74 mm	0.53 mm	100/120		19044

\*\*Does not include column nuts and ferrules. Optional installation kits can be ordered separately—see page 125.

### Column Instrument Configurations



General Configuration  
Suffix -800



Agilent 5880, 5890, 5987,  
6890, 7890:  
Suffix -810\*



Bruker 430, 3700, Vista Series, FID:  
Suffix -820



8 3/4" | PE 900-3920, Sigma 1,2,3:  
Suffix -830



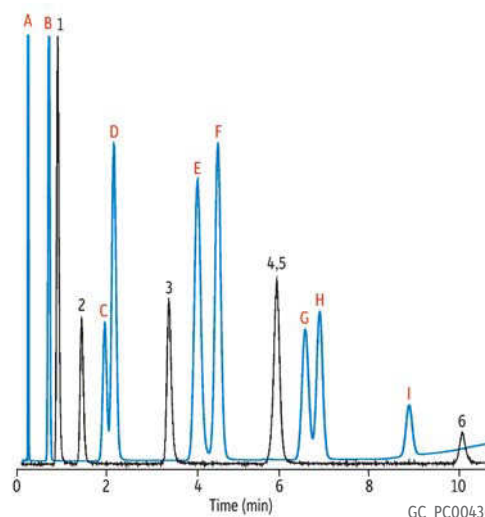
6 1/2" | PE Auto System 8300, 8400, 8700  
Suffix -840

See page 135 for additional configurations.

Note: Initial 2" of column will be empty to accommodate a needle. For a completely filled column (not on-column) add suffix -901.

\*-810 suffix also includes 1 1/2" void on detector side.

### Sulfur Compounds and Hydrocarbons on Rt<sup>®</sup>-XLSulfur



#### Sulfurs

1. Hydrogen sulfide
2. Carbonyl sulfide
3. Methyl mercaptan
4. Ethyl mercaptan
5. Dimethyl sulfide
6. Dimethyl disulfide

#### Hydrocarbons

- A. Methane
- B. Ethane
- C. Propylene
- D. Propane
- E. Isobutane
- F. Butane
- G. Isopentane
- H. Pentane
- I. Hexane

**Column Sample** Rt<sup>®</sup>-XLSulfur, 1 m, 0.95 mm OD, 0.75 mm ID (cat.# 19806)  
**Conc.:** 50 ppb each  
**Injection** packed not on-column  
**Oven**  
**Oven Temp:** 60 °C to 230 °C at 15 °C/min  
**Carrier Gas** He, constant flow  
**Flow Rate:** 9 mL/min  
**Detector** SCD/FID  
**Acknowledgement** Sulfur standards courtesy of DCG Partnership 1 Ltd., Pearland, TX.



### Packed Column Inlet Adaptor Kits

- Use 1/8" and 3/16" OD columns in 1/4" on-column injection ports.
- Centers column perfectly in injection port to eliminate bent syringe needles.
- Slotted design prevents carrier gas occlusion.
- Vespel®/graphite reducing ferrules make installation easy.
- Includes all nuts and ferrules used to attach tubing to the injector or detector.

Description	For 1/8" Columns		For 3/16" Columns	
	qty.	cat.#	qty.	cat.#
Packed Column Inlet Adaptor Kit for 1/4" Injection Ports	kit	21651	kit	21650



Adaptor kit centers the packed column in the injection port, so the syringe will not scrape the sides of the column.

### Installation Kits for Micropacked Columns

Description	qty.	cat.#
<b>Micropacked Column Installation Kit for 1 mm ID columns; for valve applications.</b> Kit contains: 1/16" Valco nut (1), 1/16" stainless steel nut (1), 1/16" Vespel/graphite ferrule (1), 1/16" graphite ferrule (1), stainless steel ferrule (1), 1/16" stainless steel front ferrule (1), 1/16" stainless steel back ferrule (1).	kit	21065
<b>Micropacked Column Installation Kit for 1 mm ID columns; for direct injections.</b> Kit contains: 1/16" stainless steel nuts (2), 1/16" Vespel/graphite ferrules (2), 1/16" graphite ferrules (2), 1/16" stainless steel front ferrules (2), 1/16" stainless steel back ferrules (2).	kit	21066



### Installation Kit for Packed Columns

Description	qty.	cat.#
<b>Packed Column Installation Kit for 2 mm ID columns; for valve applications.</b> Kit contains: 1/8" stainless steel nut (1), stainless steel Valco nut (1), 1/8" Vespel/graphite ferrule (1), stainless steel Valco ferrule (1), 1/8" stainless steel front ferrule (1), 1/8" stainless steel back ferrule (1).	kit	21067



### Micropacked Inlet Conversion Kits

- Convert a capillary GC split/splitless inlet for use with 1/16" OD micropacked columns.
- For use with Agilent 5890, 6890, and 7890 GCs.
- Sample pathways deactivated for ultimate inertness.

Description	qty.	cat.#
<b>Micropacked Column Adaptor Kit for Split/Splitless Injection*</b> <i>Complete kit with FID and injection port adaptors</i> Kit includes: dual Vespel ring inlet seal, large bore; reducing nut, large bore; FID adaptor, large bore; 1/4" ferrule, Vespel/graphite; 1/4" nut, stainless steel; 1/16" ferrules, Vespel/graphite (2); 4 mm splitless liner, intermediate polarity deactivated; 1/16" nuts, stainless steel (2)	kit	22424
<b>Micropacked Column Adaptor Kit for On-Column Injection*</b> <i>Complete kit with FID and injection port adaptors</i> Kit includes: dual Vespel ring inlet seal, large bore; reducing nut, large bore; FID adaptor, large bore; 1/4" ferrule, Vespel/graphite; 1/4" nut, stainless steel; 1/16" ferrules, Vespel/graphite (2); Siltek treated metal liner installation guide; 1/16" nuts, stainless steel (2)	kit	22425
<b>Micropacked Column Adaptor Kit for Split/Splitless Injection</b> <i>Injection Port Adaptor Kit</i> Kit includes: dual Vespel ring inlet seal, large bore; reducing nut, large bore; 1/16" ferrule, Vespel/graphite; 1/16" nut, stainless steel; 4 mm splitless liner, intermediate polarity deactivated	kit	22426
<b>Micropacked Column Adaptor Kit for On-Column Injection</b> <i>Injection Port Adaptor Kit</i> Kit includes: dual Vespel ring inlet seal, large bore; reducing nut, large bore; 1/16" ferrule, Vespel/graphite; Siltek treated metal liner installation guide; 1/16" nut, stainless steel	kit	22427
<b>Micropacked Column Adaptor Kit for FID*</b> <i>FID Adaptor Kit</i> Kit includes: FID adaptor, large bore; 1/4" ferrule, Vespel/graphite; 1/4" nut, stainless steel; 1/16" nut, stainless steel; 1/16" ferrule, Vespel/graphite	kit	22428
<b>Replacement Inlet Seals for Micropacked Column Adaptor</b> Dual Vespel ring inlet seals, large bore (2)	2-pk.	22429
<b>Replacement Metal Liner Installation Guide for On-Column Injection, Siltek Treated</b>	ea.	22430
<b>Replacement 4 mm Splitless Liner</b>	ea.	20772

\*For use with packed column FIDs only.



Large-Bore Dual Vespel® Ring Inlet Seals



1/4" SS Nut



Large-Bore FID Adaptor



1/4" Vespel®/Graphite Ferrule



1/16" SS Nuts



Large-Bore Reducing Nut



1/16" Vespel®/ Graphite Ferrules



22430

20772

restek  
innovation!



### did you know?

#### Silcoport support replaces

- Supelcoport
- Chromosorb® W HP
- GasChrom Q 2

### Silcoport® Packing Materials

Outperform Any Deactivated Diatomaceous Earth Supports Available!

- Superior deactivation technology for improved inertness.
- Available in 80/100 and 100/120 mesh.
- Uniform particle distribution for maximum efficiency.

The increased sensitivity of modern detection systems and the desire to reduce detection limits require a solid support to meet the challenging demands faced by analysts. Unlike conventional dimethyldichlorosilane (DMDCS) deactivation, Silcoport® incorporates our proprietary fused silica deactivation technology on diatomaceous earth solid supports. Silcoport® supports were developed using a special mixture of deactivants that yields the highest inertness without changing the polarity of the stationary phase. Silcoport® supports from Restek are the perfect match for highly inert SilcoSmooth® tubing.

Description	Temp. Limit	Mesh	Min. Qty.†	cat.#
Silcoport P*	400 °C	80/100	100 g	25641
	400 °C	100/120	100 g	25642

\*Prepared from Chromosorb P; Restek acid washed deactivation.

†Bulk quantities are available.

**Please call for  
availability.**

### please note

Silcoport® is available uncoated or coated with the liquid stationary phase of your choice on 80/100 or 100/120 mesh sizes. Call Restek at 800-356-1688 or 814-353-1300, ext. 3, or contact your Restek representative for pricing and availability.

## Custom

### Packed/Micropacked Column Request Form



See **page 134** or visit [www.restek.com/packed](http://www.restek.com/packed)

**CarboBlack Packing Materials**

- CarboBlack B supports up to 10% loading of a nonsilicone liquid phase.
- CarboBlack C supports up to 1% loading of a nonsilicone liquid phase.
- Equivalent to Supelco's Carbopack™ packings.

Graphitized carbon black offers unique selectivity and very little adsorption for alcohol analyses. Two types of CarboBlack supports are available, CarboBlack B and CarboBlack C. CarboBlack B support, with its higher surface area, can hold up to a 10% loading of a nonsilicone liquid phase. CarboBlack C support can hold up to a 1% loading of a nonsilicone liquid phase. Many Carbowax® 20M-loaded CarboBlack packings are available. CarboBlack packings are treated with KOH or picric acid for basic or acidic compounds, and special alcoholic beverage loadings are available. CarboBlack supports provide resolution and retention similar to Carbopack™ and Carbograph supports.

Description	Temp. Limit	Mesh	Min. Qty.	cat. #
CarboBlack B	500 °C	60/80	10 g	25500
	500 °C	80/120	10 g	25501
CarboBlack C	500 °C	60/80	10 g	25502
	500 °C	80/100	10 g	25503
CarboBlack BHT-100	150 °C	40/60	10 g	25504
CarboBlack III (F)	175 °C	80/100	10 g	25506
5% Carbowax 20m on CarboBlack B	225 °C	80/120	10 g	25507
6.6% Carbowax 20m on CarboBlack B	225 °C	80/120	10 g	25508
4% Carbowax 20m / 0.8% KOH on CarboBlack B	220 °C	60/80	10 g	25509
0.19% picric acid on CarboBlack C	120 °C	80/100	10 g	25510
4% Carbowax 20m on CarboBlack B-DA	200 °C	80/120	10 g	25511

Minimum order of 10 grams. Price is per gram.

**did you know?****CarboBlack supports replace**

- Carbopack™
- Carbograph



## Technical Service

Do you have a technical question? Restek's Technical Service group has answers! Drawing from our extensive libraries of technical information and many years of collective chromatography experience, the experts in Technical Service can help you with everything from setup to method development.

**Contact us:**

For quick answers to commonly asked questions any time of the day, visit [www.restek.com/answers](http://www.restek.com/answers) or contact us directly:

**In the U.S.:** Phone: 1-800-356-1688, ext. 4 • Fax: 1-814-353-1568 • e-mail: [support@restek.com](mailto:support@restek.com)

**Hours of operation (Eastern Time):**

Monday - Thursday, 8:00 a.m. to 6:00 p.m.

Friday, 8:00 a.m. to 5:00 p.m.

*Outside the U.S.? Contact your Restek representative.*

## also available

Custom packing materials are also available. See [page 132](#).

### Res-Sil® Packing Materials

- Unique separation of saturated and unsaturated hydrocarbons.
- Innovative bonding chemistry for batch-to-batch reproducibility, excellent thermal stability, and long life.
- Wide range of bonded phases available.
- Equivalent to Waters Durapak packings.

Bonded silica packings with *n*-octane or cyanopropyl (OPN) functional groups yield faster separations of C1 to C4 hydrocarbons, higher thermal stability, shorter conditioning times, and longer lifetimes than conventional packings. However, bonded silica packings have had inconsistent reproducibility and limited availability. Restek's research team has solved these age-old problems by developing Res-Sil® C packings for consistent performance.

#### Unique Selectivity for Process GC and High-Speed Analysis of Petrochemicals

Res-Sil® C bonded packings are ideal for fast resolution of difficult-to-separate saturated and unsaturated C4 hydrocarbons (see [page 122](#)). This unique selectivity, when combined with other columns in series, provides petroleum and petrochemical method developers with a powerful tool for fast determination of C1 to C5 hydrocarbons.<sup>1</sup>

#### Innovative Research and Stringent QA Provide Batch-to-Batch Consistency

Restek's synthesis procedure eliminates batch-to-batch variations. The amount of bonded liquid phase is precisely controlled in every batch for reproducible retention times and separations. Each production batch of Res-Sil® C packing is tested with a complex hydrocarbon mixture to meet demanding retention time and retention index specifications and to ensure there are no retention shifts. Column bleed is also evaluated to ensure that baselines remain low.

#### OPN on Res-Sil® C Packing—the Latest in a Line of Bonded GC Phases

Restek offers a wide range of bonded packings for packed column GC, including Rtx®-1, Stabilwax®, and Carbowax® phases. We have extended this technology to make *n*-octane on Res-Sil® C packing, and OPN on Res-Sil® C packing. Each of these packings has low bleed, conditioning times of less than 30 minutes, long lifetime, and consistent batch-to-batch reproducibility.

## did you know?

### Res-Sil® replaces

- Porasil B
- Porasil C

Description	Temp. Limit	Mesh	Min. Qty.	cat.#
Res-Sil C	300 °C	60/80	10 g	25400
	300 °C	80/100	10 g	25028
Res-Sil B	300 °C	60/80	10 g	25401
	300 °C	80/100	10 g	25080
1% TCEP on Res-Sil B	175 °C	80/100	10 g	25081
OPN on Res-Sil C	150 °C	80/100	10 g	25042
<i>n</i> -Octane on Res-Sil C	150 °C	80/100	10 g	25030
2% Carbowax 1540 on Res-Sil C	150 °C	80/100	10 g	25044

Minimum order of 10 grams. Price is per gram.

<sup>1</sup>N.C. Saha, S.K. Jain, and R.K. Dua. J. Chromat. Sci 1978, 323-328.



Custom  
Packed/Micropacked  
Column Request Form

See [page 134](#) or visit

[www.restek.com/packed](http://www.restek.com/packed)

## Chromosorb® Century Packings

Description	Temp. Limits	g/btl.	Mesh 60/80 Mesh 80/100		Mesh
			cat.#	cat.#	100/120
			cat.#	cat.#	cat.#
Chromosorb 101	275/325 °C	50 g	25608	25609	25610
Chromosorb 102	250/300 °C	50 g	25611	25612	25613
Chromosorb 103	275/300 °C	50 g	25614	25615	25616
Chromosorb 104	(equivalent to HayeSep C)				
Chromosorb 106	250/275 °C	50 g	25620	25621	25622
Chromosorb 107	250/275 °C	50 g	25623	25624	25625
Chromosorb 108	250/275 °C	50 g	25626	25627	25628

Please call for availability.



## Porapak Series Packings

Description	Temp. Limit	g/btl.	Mesh 50/80	Mesh 80/100	Mesh 100/120
			cat.#	cat.#	cat.#
Porapak P	250 °C	20 g	25576	25577	25578
Porapak PS	250 °C	20 g	25579	25580	25581
Porapak Q	250 °C	26 g	25582	25583	25584
Porapak QS	250 °C	26 g	25585	25586	25587
Porapak R	250 °C	24 g	25588	25589	25590
Porapak S	250 °C	26 g	25591	25592	25593
Porapak N	190 °C	29 g	25594	25595	25596
Porapak T	190 °C	31 g	25597	25598	25599

also available

Custom packing materials are also available. See page 132.

## HayeSep® Series Packings

Description	Temp. Limit	g/btl.	Mesh 60/80	Mesh 80/100	Mesh 100/120
			cat.#	cat.#	cat.#
HayeSep A	165 °C	24 g	22560	25032	25033
HayeSep B	190 °C	24 g	25561	25034	25035
HayeSep C	250 °C	24 g	25562	25036	25037
HayeSep D	290 °C	24 g	25563	25038	25039
HayeSep DIP	290 °C	24 g	25564	25565	25566
HayeSep DB	290 °C	24 g	25567	25568	25569
HayeSep DOX	(Use HayeSep DB)				
HayeSep N	165 °C	24 g	25570	25045	25046
HayeSep P	250 °C	24 g	25571	25047	25048
HayeSep Q	275 °C	24 g	25572	25049	25050
HayeSep R	250 °C	24 g	25573	25051	25052
HayeSep S	250 °C	24 g	25574	25053	25054
HayeSep T	165 °C	24 g	25575	25055	25056

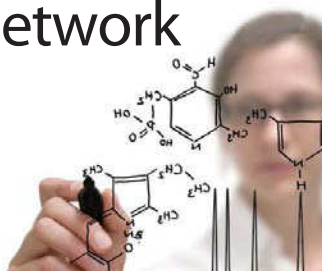
## Tenax® Packings

Description	Temp. Limit	Min.	Mesh 60/80	Mesh 80/100
		Qty.	cat.#	cat.#
Tenax-TA	350 °C	10 g	25550	25551
Tenax-GR	350 °C	10 g	25552	25553

## Restek's Learning Network

Sign up for our widely acclaimed seminars today!

Learn more at [www.restek.com/seminars](http://www.restek.com/seminars)





## Liquid Phases for Custom Columns

We can prepare packed and micropacked columns from the extensive list of liquid phases shown here. We have many more liquid phases. If you don't see the phase you need, call Technical Service or contact your Restek representative for availability.

Phase	min./max. temp. (°C)	Phase	min./max. temp. (°C)
Apiezon L	50/300	OV-25, phenyl methyl diphenyl, 75% phenyl	0/350
<i>p,p'</i> -Azoxydiphenetole	132/140	OV-61, diphenyl, 33% phenyl	0/350
BC-120	0/125	OV-73, 5.5% diphenyl	0/325
Bentone-34	0/180	OV-101, dimethyl (fluid)	0/350
bis (2-ethoxyethyl) adipate	0/150	OV-105, cyanopropyl methyl	0/275
bis (2-ethylhexyl) phthalate	150 max.	OV-202, trifluoropropyl (fluid)	0/275
bis (2-methoxyethyl) adipate	20/100	OV-210, trifluoropropyl (fluid)	0/275
<i>n,n'</i> -Bis( <i>p</i> -methoxybenzylidene)- $\alpha,\alpha'$ -bi- <i>p</i> -toluidine (BMBT)	189/225	OV-215, trifluoropropyl (gum)	0/275
Carbowax 1000	40/150	OV-225, cyanopropyl methylphenyl methyl	0/265
Carbowax 20M	60/225	OV-275, dicyanoallyl	25/250
Carbowax 20M-terephthalic acid	60/225	OV-330, silicone - Carbowax	0/250
Carbowax 400	10/100	OV-351	50/270
Carbowax 600	30/125	OV-1701, vinyl	0/250
Cyclohexanedimethanol succinate	100/250	Phenyldiethanolamine succinate	0/230
DC-11	0/300	Polyethylene glycol adipate (EGA)	100/225
DC-200	0/200	Polyphenyl ether (5 rings) OS-124	0/200
DC-550	20/250	Polyphenyl ether (6 rings) OS-138	0/225
DEGS-PS	20/200	Polypropylene glycol	0/150
Di(2-ethylhexyl)sebacate	0/125	Rtx-1 (Rt-101)	0/350
Diethylene glycol succinate (DEGS)	20/200	Rt-1000	50/250
Diethylene glycol adipate (DEGA)	0/200	Rt-1200	25/200
Diisodecyl phthalate	0/175	Rt-1220	50/200
2,4-Dimethylsulfolane	0/50	Rt-1500, Rt-1510	50/230
Di- <i>n</i> -decyl phthalate	10/175	Rt-2100	0/350
Dinonyl phthalate	20/150	Rt-2300	20/275
Ethylene glycol adipate	100/225	Rt-2330, Rt-2340	25/275
Ethylene glycol phthalate	100/200	Rt-608Pkd	0/275
Ethylene glycol succinate	100/200	Rt-Sebaconitrile	25/110
FFAP	50/250	Rt-XLSulfur	250 max.
Fluorad FC-431, 50% solution in ethyl acetate	40/200	SE-30, SE-52, SE-54	50/300
Hallcomid M-18-OL	8/150	Silar 5 CP, Silar 10 CP	0/250
Halocarbon 10-25	20/100	Sorbitol	150 max.
Halocarbon K-352	0/250	Squalane	20/100
Halocarbon wax	50/150	Squalane	0/100
Igepal® CO-880 (Nonoxynol)	100/200	Stabilwax	40/240
Igepal CO-890	100/200	Tetracyanoethylated pentaerythritol	30/175
Krytox	-30/260	THEED (Tetrahydroxyethylenediamine)	0/125
Neopentyl glycol adipate	50/225	$\beta,\beta$ -Thiodipropionitrile (TDPN)	100
Neopentyl glycol sebacate	50/225	Tricresyl phosphate	20/125
Neopentyl glycol succinate	50/225	1,2,3-Tris (2-cyanoethoxy) propane (TCEP)	0/175
Nonoxynol (Igepal CO-880)	100/200	Triton X-100, Triton X-305	0/200
$\beta,\beta$ -Oxydipropionitrile	0/75	UC W982	0/300
OV-1, dimethyl (gum)	100/350	UCON 50-HB-2000	0/200
OV-1, vinyl	100/350	UCON 50-HB-280-X	0/200
OV-3, phenyl methyl	0/350	UCON 50-HB-5100	0/200
OV-7, phenyl methyl dimethyl, 20% phenyl	0/350	UCON HB-1800-X	200 max.
OV-11, phenyl methyl dimethyl, 35% phenyl	0/350	UCON LB-550-X	0/200
OV-17, phenyl methyl, 50% phenyl	0/375	Versamid 900	190/275
OV-22, phenyl methyl diphenyl, 65% phenyl	0/350		

## Advantages of using Restek packed columns

- Reasonably priced.
- Low-bleed, long-lifetime bonded phases.
- Wide variety of supports and packings.
- Produced by experienced packed column chromatographers.



Restek can meet all of your packed column needs for U.S. Pharmacopeia methods. Commonly used USP liquid phases and supports are listed below. Call Restek or your representative for a quote on your next packed column for pharmaceuticals.

USP	Phase Description	Restek-Supplied Equivalent
G1	Dimethylpolysiloxane oil	Rt-2100, OV-101, Rtx-1
G2	Dimethylpolysiloxane gum	OV-1, Rtx-1
G3	50% Phenyl-50% methylpolysiloxane	Rt-2250, OV-17
G4	Diethylene glycol succinate polyester	Rt-DEGS
G5	3-Cyanopropylpolysiloxane	Rt-2340
G6	Trifluoropropylmethylpolysiloxane	Rt-2401, OV-210
G7	50% 3-Cyanopropyl-50% phenylmethylsilicone	Rt-2300
G8	80% Bis (3-cyanopropyl)-20% phenylpolysiloxane	Rt-2330
G9	Methylvinylpolysiloxane	UCW 98
G10	Polyamide	Polyamide
G11	Bis(2 ethylhexyl) sebecate polyester	Bis(2 ethylhexyl) sebecate polyester
G12	Phenyldiethanolamine succinate polyester	Phenyldiethanolamine succinate polyester
G13	Sorbitol	Sorbitol
G14	Polyethylene glycol (average mol. wt. 950-1050)	Carbowax 1000
G15	Polyethylene glycol (average mol. wt. 3000-3700)	Carbowax 4000
G16	Polyethylene glycol compound (average mol. wt. 15,000), a high molecular weight compound of polyethylene glycol and a diepoxide linker	Carbowax 20M
G17	75% Phenyl-25% methylpolysiloxane	OV-25
G18	Polyalkylene glycol	UCON LB 550X
G19	25% Phenyl-25% cyanopropyl-50% methylsilicone	OV 225
G20	Polyethylene glycol (average mol. wt. 380-420)	Carbowax 400
G21	Neopentyl glycol succinate	Neopentyl glycol succinate
G22	Bis(2 ethylhexyl) phthalate	Bis(2 ethylhexyl) phthalate
G23	Polyethylene glycol adipate	EGA
G24	Diisodecyl phthalate	Diisodecyl phthalate
G25	Polyethylene glycol compound TPA, a high molecular weight compound of a polyethylene glycol and a diepoxide that is esterified with terephthalic acid	Carbowax 20M TPA
G26	25% 2-Cyanoethyl-75% methylpolysiloxane	Rt-XE 60
G27	5% Phenyl-95% methylpolysiloxane	SE-52, Rtx-5
G28	25% Phenyl-75% methylpolysiloxane	DC 550
G29	3,3'-Thiodipropionitrile	TDPN
G30	Tetraethylene glycol dimethyl ether	Tetraethylene glycol dimethyl ether
G31	Nonylphenoxypoly(ethyleneoxy)ethanol (average ethyleneoxy chain length is 30): nonoxynol 30	Igepal CO 880
G32	20% Phenylmethyl-80% dimethylpolysiloxane	OV-7
G33	20% Carborane®-80% methylsilicone	Dexsil 300
G34	Diethylene glycol succinate polyester stabilized with phosphoric acid	Rt-DEGS PS
G35	A high molecular weight compound of a polyethylene glycol and a diepoxide that is esterified with nitroterephthalic acid	Rt-1000
G36	1% Vinyl-5% phenylmethylpolysiloxane	SE 54, Rtx-5
G37	Polyimide	Polyimide
G38	Phase G1 containing a small amount of tailing inhibitor	Rt-2100/0.1% Carbowax 1500
G39	Polyethylene glycol (average mol. wt. 1500)	Carbowax 1500
G40	Ethylene glycol adipate	Rt-EGA
USP	Support Description	Restek-Supplied Equivalent
S1A	Siliceous earth, see method for details on treatment	Silcoport W
S1AB	Siliceous earth, treated as S1A and both acid- and base-washed	Silcoport WBW
S1C	Crushed firebrick, calcined or burned with a clay binder >900 °C, acid-washed, may be silanized	Chromosorb PAW or PAW DMDCS
SINS	Untreated siliceous earth	Chromosorb W- Non Acid Washed
S2	Styrene-divinylbenzene copolymer with nominal surface area of less than 50 m <sup>2</sup> /g and an average pore diameter of 0.3 to 0.4 μm	Chromosorb 101
S3	Ethylvinylbenzene-divinylbenzene copolymer with nominal surface area of 500 to 600 m <sup>2</sup> /g and an average pore diameter of 0.0075 μm	Hayesep Q
S4	Styrene-divinylbenzene copolymer with aromatic -O and -N groups having a nominal surface area of 400 to 600 m <sup>2</sup> /g and an average pore diameter of 0.0076 μm	Hayesep R
S5	High molecular weight tetrafluoroethylene polymer, 40- to 60-mesh	Chromosorb T
S6	Styrene-divinylbenzene copolymer having a nominal surface area of 250 to 350 m <sup>2</sup> /g and an average pore diameter of 0.0091 μm	Chromosorb 102
S7	Graphitized carbon having a nominal surface area of 12 m <sup>2</sup> /g	CarboBlack C
S8	Copolymer of 4-vinyl-pyridine and styrene-divinylbenzene	Hayesep S
S9	Porous polymer based on 2,6-diphenyl-p-phenylene oxide	Tenax TA
S10	Highly cross-linked copolymer of acrylonitrile and divinylbenzene	HayeSep C
S11	Graphitized carbon having a nominal surface area of 100 m <sup>2</sup> /g, modified with small amounts of petrolatum and polyethylene glycol compound	CarboBlack B 80/120 3% Rt 1500
S12	Graphitized carbon having a nominal surface area of 100 m <sup>2</sup> /g	CarboBlack B

## Technical Service

For quick answers to commonly asked questions any time of the day, visit [www.restek.com/answers](http://www.restek.com/answers) or contact us directly:

### In the U.S.

Phone: 1-800-356-1688, ext. 4  
Fax: 1-814-353-1568  
e-mail: [support@restek.com](mailto:support@restek.com)

### Hours of operation (Eastern Time):

Monday - Thursday,  
8:00 a.m. to 6:00 p.m.  
Friday, 8:00 a.m. to 5:00 p.m.

Outside the U.S.? Find a distributor at

[www.restek.com/distributor](http://www.restek.com/distributor)

## Custom Coated Packing Materials

Custom coated packing materials can be made with any of the supports listed below. The liquid stationary phases available are listed on page 130 and the coating ranges are listed in the chart. Coated packings are available in minimum orders of 20 grams.

### To order, contact your Restek representative for pricing and specify the following:

- 1) Stationary phase and stationary phase concentration
- 2) Support and support mesh size
- 3) Amount of packing needed

*Ordering Example:* (3%) (Rtx<sup>®</sup>-1) (Silcoport<sup>®</sup> P) (80/100) (20 g)

Support	Max. Coating %	Mesh Sizes
CarboBlack B	1–10%*	60/80, 80/120
CarboBlack B HT	1–10%	40/60
CarboBlack C	0.1–1%*	60/80, 80/100
HayeSep	15%	60/80, 80/100, 100/120
Porapak	15%	50/80, 80/100, 100/120

Please call for availability of the following supports:

Chromosorb 101-108	5%*/10%**	60/80, 80/100, 100/120
Chromosorb W HP	20%	45/60, 60/80, 80/100, 100/120
Chromosorb G HP	20%	45/60, 60/80, 80/100, 100/120
Chromosorb G, P or W (AW or NAW)***	10% (G) 25% (W)	45/60, 60/80, 80/100, 100/120
Chromosorb G, P or W (AW or DMDCS)***	10% (G) 25% (W)	45/60, 60/80, 80/100, 100/120
Chromosorb T	15%	40/60
Silcoport P	30%	80/100, 100/120
Silcoport W BW	20%	80/100, 100/120
Silcoport W (replacement for Chromosorb 750)	20%	80/100, 100/120

\*Nonsilicone phase.

\*\*Silicone phase.

\*\*\*Note: Chromosorb W (AW only) maximum coating is 25%.

NAW—nonacid washed

AW—acid washed

DMDCS—dimethyldichlorosilane

BW—base washed

For coatings over 15% or quantities over 50 grams, please call your Restek representative.

## ordering note

### Mesh Size

When ordering a packed column solid support, please specify mesh size. Refer to this chart to convert microns to mesh size.

*Example:*

150–180 micron particles = 80/100 mesh

( $\mu$ m)	Mesh Size
850	20
710	25
600	30
500	35
425	40
355	45
300	50
250	60
212	70
180	80
150	100
125	120
106	140
90	170
75	200
63	230
53	270

## ordering note

### Special phases that require a surcharge:

OV<sup>®</sup>-275, OV<sup>®</sup>-330, OV<sup>®</sup>-225, BMBT, 2,4-dimethylsulfolane, Silar, OV<sup>®</sup>-1701, and XE-60. Call your Restek representative for pricing.

### Custom Packed Columns

#### To order, specify the following:

- 1) Column dimensions (length, ID) and tubing material
- 2) Packing description (percent coating and phase, support mesh size, and treatment)
- 3) Column configuration (instrument manufacturer, model number, on-column injection or not) and with or without nuts and ferrules

*Ordering Example:* (6' x 1/8") (stainless steel) (3%) (Rtx®-1) (Silcoport® 80/100) (Agilent 6890) (on-column injection) (fittings kit)

Please use the custom order form on page 134 or visit [www.restek.com/packed](http://www.restek.com/packed)



### Custom Micropacked Columns

#### To order, contact your Restek representative and specify the following:

- 1) Physical dimensions (length, OD, ID, and tubing material)
- 2) Packing description (percent coating and phase, support mesh size)
- 3) Installation kit (see page 125), frit type

*Ordering Example:* (2 m x 1/16" OD x 1.00 mm ID) (Siltek®-treated tubing) (5%) (Carbowax® 20M) (CarboBlack B) (80/120) (installation kit for valve applications, cat. #21065) (Siltek® frits)

Please use the custom order form on page 134 or visit [www.restek.com/packed](http://www.restek.com/packed)

### did you know?

Packing material in packed and micropacked columns is secured using wire braids or frits. This prevents packing material from exiting the column.


### ordering note

For international pricing on custom packed or micropacked columns, please contact your Restek representative.

## Chromatogram Search Tool

Search by **compound name**,  
**synonym**, **CAS #**, or **keyword**

[www.restek.com/chromatograms](http://www.restek.com/chromatograms)



# Packed/Micropacked Column Custom Order Form

Order: \_\_\_\_\_ Quote: \_\_\_\_\_ Reference # from previous order (if available): \_\_\_\_\_

Date: \_\_\_\_\_

Restek Account #: \_\_\_\_\_

Contact: \_\_\_\_\_

Company: \_\_\_\_\_

Address: \_\_\_\_\_

Phone: \_\_\_\_\_

Fax: \_\_\_\_\_

Email: \_\_\_\_\_

**Restek Use Only:**

Custom No.: \_\_\_\_\_

Stock No.: \_\_\_\_\_

Price: \_\_\_\_\_

Fitting Costs: \_\_\_\_\_

Authorization: \_\_\_\_\_

**Number of Columns:** \_\_\_\_\_

1) Column Dimensions:

Length \_\_\_\_\_ OD x ID: \_\_\_\_\_

2) Tubing (choose one):  SilcoSmooth®  Stainless Steel  Hastelloy®  Nickel  Copper  PTFE

3) Packing Description:

Liquid Phase A (% + description): \_\_\_\_\_

Liquid Phase B (% + description): \_\_\_\_\_

Liquid Phase C (% + description): \_\_\_\_\_

Solid Support: \_\_\_\_\_ Mesh: \_\_\_\_\_

4) Column Configuration:

Instrument (mfr. + model): \_\_\_\_\_

Inlet: Packed Full?  Yes  No, leave \_\_\_\_\_" void (for on-column injection)

Outlet: Packed Full?  Yes  No, leave \_\_\_\_\_" void

Do you want this column preconditioned?  Yes (additional charge)  No

Standard configuration suffix number (next page):

Frits  Hastelloy®  Siltek®

Special configuration (next page): Figure: \_\_\_\_\_ Dimensions: \_\_\_\_\_

Welded Tubing Reducers  (additional charge)

Special Instructions: \_\_\_\_\_

**Fittings** (check appropriate circle)

**KIT 1S**

1/4" brass nuts  
1/4" to 1/8" V/G reducing ferrules  
No additional charge

**KIT 2S**

1/4" brass nuts  
1/4" to 3/16" V/G reducing ferrules  
No additional charge

**KIT A**

1/8" brass nuts  
1/8" V/G ferrules  
No additional charge

**KIT B**

1/8" brass nuts  
1/8" brass front & back ferrules  
No additional charge  
V/G = Vespel®/graphite

**KIT C**

1/8" stainless steel nuts  
1/8" stainless steel front & back ferrules  
Additional charge

**KIT D**

1/8" stainless steel nuts  
1/8" V/G ferrules  
Additional charge

**KIT E**

1/4" stainless steel nuts  
1/4" to 1/8" V/G reducing ferrules  
Additional charge

**KIT F**

1/4" stainless steel nuts  
1/4" to 3/16" V/G reducing ferrules  
Additional charge

**KIT V**

1/8" VCR fitting  
check appropriate circle:  
 Stainless Steel (additional charge)  
 Nickel (additional charge)

**for a quote:**

Complete this form and fax to Restek at 814-353-1309, or to your Restek representative.

This form is also available online at:

[www.restek.com/packed](http://www.restek.com/packed)





**Standard Configurations** (choose one)

General Configuration



Agilent 5880, 5890, 5987, 6890, 7890



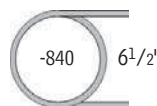
Bruker 430, 450 (Varian 3700, Vista Series, FID)



PE 900-3920, Sigma 1,2,3

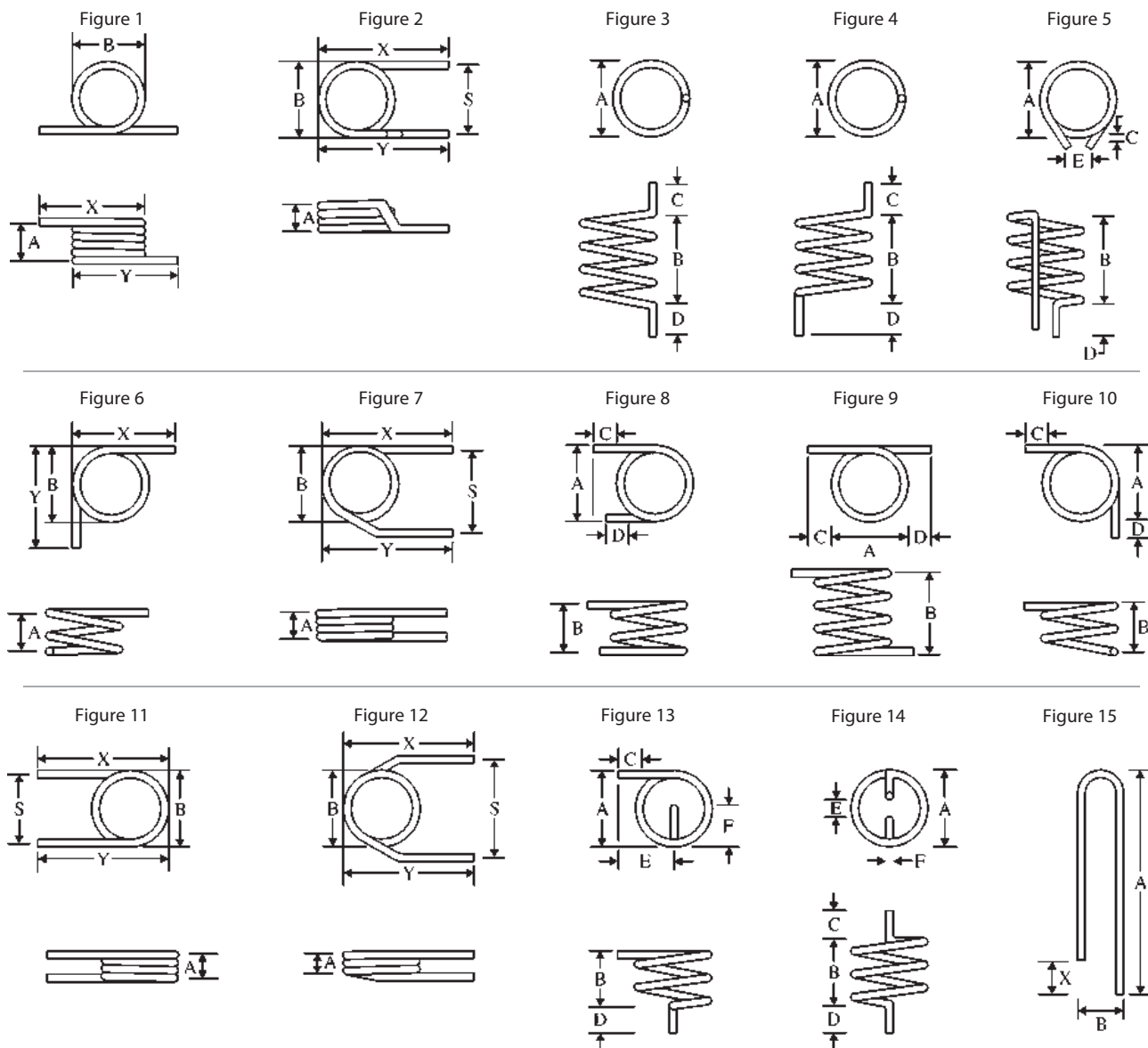


PE Auto System 8300, 8400, 8700



- |  |  |   |
|--|--|---|
| -810 Agilent 5880, 5890, 5987, 6890, 7890                        | -851 Shimadzu 8A                       | -885 Pye Unicam 4500  |
| -811 Agilent 6850  | -852 Shimadzu 9A                       | -890 Gow Mac 590  |
| -820 Bruker 430, 450 (Varian 3700, Vista Series, FID)            | -853 Shimadzu 17A, 2010                | -891 Gow Mac 550  |
| -821 Bruker 430, 450 (Varian 3800)                               | -854 Shimadzu Mini 2                   | -892 Gow Mac 750  |
| -830 PerkinElmer 900-3920, Sigma 1,2,3                           | -860 Thermo Scientific - TRACE 2000    | -893 Gow Mac 816 (3" coil, 3" spread on the arms, and a total height of 5") |
| -840 PerkinElmer Auto System 8300, 8400, 8700, Clarus 500 (C500) | -865 Carlo Erba                        | -894 Gow Mac 580  |
| -841 PerkinElmer Auto Sys XL                                     | -870 Tremetrics/Tracor                 | -895 SRI 8610C  |
| -845 ABB 3100, AAI (4" coil)                                     | -874 HNU 310 & 311 (4.5" coil)         | -895R SRI 8610C Dual GC Right Side  |
| -850 Shimadzu 14A, 2014  | -875 Analytical Controls Configuration | -895L SRI 8610C Dual GC Left Side   |
|  | -880 Carle 40030                       | -896 SRI 9300   |
|  | -881 Hitachi 263                       |   |

**Custom Configurations** (Please provide dimensions on order form, page 134, or at [www.restek.com/packed](http://www.restek.com/packed))



# LC Columns

USLC® Columns.....	137–139
U.S. Pharmacopeia Cross-Reference.....	140
Tables and Reference.....	141
Columns for UHPLC.....	142–148
Columns for HPLC.....	149–154
Columns for Bioseparations.....	155–157
Application-Specific Columns.....	158–163
Prep Columns.....	164–167
Bulk Packing Materials.....	167
UHPLC Filters.....	168
HPLC Guard Cartridge Systems.....	169–171
LC Column & Detector Test Mixes.....	449
LC Chromatograms.....	690–721



## Ultra Selective Liquid Chromatography Technology

*Choose Columns Fast. Develop Methods Faster.*

What is Ultra Selective Liquid Chromatography (USLC®) technology? This technique is the directed application of orthogonal selectivity—the most influential factor affecting peak separation, or resolution—to provide the practicing chromatographer with the best tools for choosing columns fast and developing methods faster. Through our extensive study of reversed-phase chromatography Restek created the widest range of selectivity in the industry using just four unique stationary phases: the USLC® column set. We also defined a simple approach to choosing a column with the appropriate selectivity for any application.

## Selectivity Drives Separations

*Quickly and effectively resolve analytes by understanding and controlling selectivity through USLC® technology.*

One of the most significant, yet least understood, steps of method development is finding the proper stationary phase for a particular separation. As sample complexity increases, achieving adequate resolution between matrix components and target analytes becomes more difficult. Despite recent advancements in column format, such as sub-2-micron packings and pellicular particles, resolution can still be difficult to obtain because, while these formats can increase chromatographic efficiency and analysis speed, they do not significantly influence resolution. Selectivity, as shown in Equation 1, is the single most powerful factor affecting resolution, and it is largely dependent upon stationary phase composition.

**Equation 1:** Selectivity has the greatest mathematical effect on resolution.

$$R = \frac{1}{4} \sqrt{N} \times (k/[k+1]) \times (\alpha-1)$$


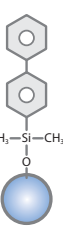
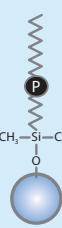
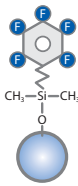
*Efficiency   Retention Factor   Selectivity*

## Real Diversity in Phase Chemistry

*A small set of defined orthogonal columns means faster separations and more robust methods.*

While numerous bonded phases are available for reversed-phase chromatography, many (e.g., C8 and C18) are similar and offer only moderate changes in retention, rather than significant differences in selectivity. Method development is less laborious and time-consuming when you use a full range of column selectivities, including orthogonal phase chemistries like polar-embedded, phenyl, and fluorophenyl columns. Restek has led the development of the unique USLC® column set across these phase classes to provide analysts with a more effective range of column selectivities and innovative column chemistries for method development. The USLC® column set (Figure 1) provides the widest range of reversed-phase selectivity available with just four columns and can be used to guide proper stationary phase selection—the least understood yet most significant part of method development.

**Figure 1:** Restek columns offer the widest range of unique and effective phase chemistries to aid the chromatographer in choosing columns fast and developing methods faster.

Restek USLC® Phase (column class)	Aqueous C18 (alkyl)	Biphenyl (phenyl)	IBD (polar embedded)	PFP Propyl (fluorophenyl)
				
<b>Ligand Type</b>	Proprietary polar modified and functionally bonded C18	Unique Biphenyl	Proprietary polar functional embedded alkyl	Fluorophenyl
<b>Properties</b>	<ul style="list-style-type: none"> <li>• General-purpose with a well-balanced retention profile.</li> <li>• Compatible with 100% aqueous mobile phases.</li> <li>• Ideal for multi-component LC-MS analyses.</li> </ul>	<ul style="list-style-type: none"> <li>• Increased retention for dipolar, unsaturated, or conjugated solutes.</li> <li>• Enhanced selectivity when used with protic (methanol) mobile phase.</li> <li>• Ideal for increasing sensitivity and selectivity in LC-MS analyses.</li> </ul>	<ul style="list-style-type: none"> <li>• Increased retention for acids and water-soluble compounds.</li> <li>• Compatible with 100% aqueous mobile phases.</li> <li>• Capable of both reversed-phase and HILIC separations.</li> </ul>	<ul style="list-style-type: none"> <li>• Increased retention for both charged bases and electronegative compounds.</li> <li>• Capable of both reversed-phase and HILIC separations.</li> <li>• Ideal for increasing sensitivity and selectivity in LC-MS analyses.</li> </ul>

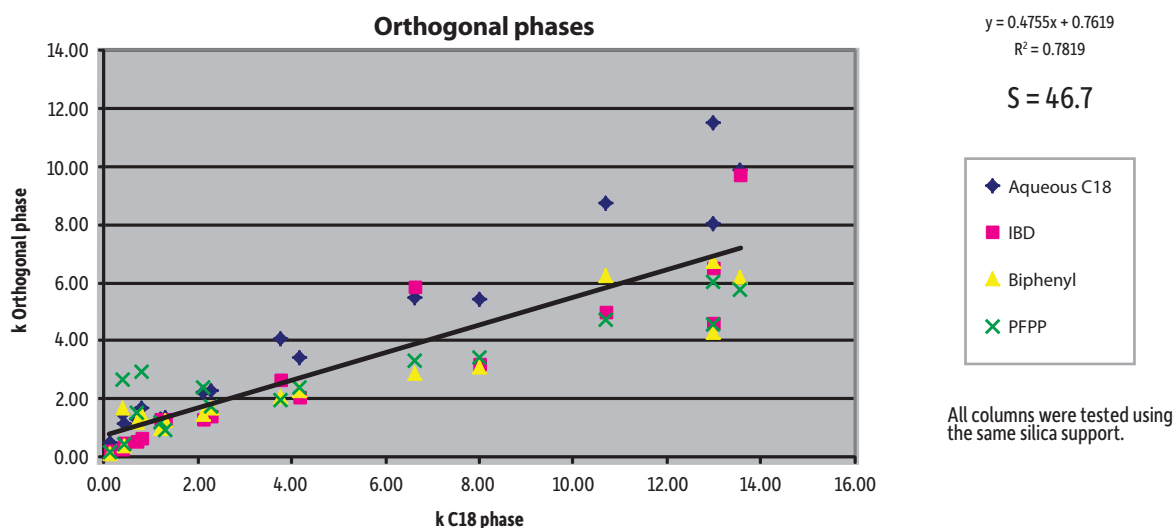
## Evaluating and Extending Selectivity

The Restek USLC® column set offers the highest range of alternate selectivity available.

The diverse selectivity provided by USLC® columns can be demonstrated empirically using the hydrophobic-subtraction model [1]. This model is a novel procedure for characterizing selectivity that uses test probes to define the solute and stationary phase interactions in reversed-phase separations. Restek is leading the commercial application of this model by implementing it in the development of USLC® bonded phases. To evaluate phase selectivity using the hydrophobic-subtraction model, the retention characteristics of the solute probes are compared across different phases relative to a C18 benchmark with all columns using the same silica base.

The resulting scatter plot is an excellent way to visualize selectivity. Stationary phases with similar selectivity show high linearity when graphed. However, stationary phases with alternate selectivity—even orthogonality—produce significant scatter around the regression line. The high degree of scatter shown in Figure 2 shows just how diverse the phases in the USLC® column set are. When we quantify column selectivity based on this correlation by calculating the selectivity (S) statistic [2], the resulting value of 46.7 shows that the USLC® column set truly has the highest range of selectivity available.

**Figure 2:** Restek has extended the selectivity range for commercially available columns and defined a column set—the four USLC® phases—that is ideal for fast column choice and faster method development.



### References

- [1] L.R. Snyder, J.W. Dolan, P.W. Carr, The Hydrophobic-Subtraction Model of Reversed-Phase Column Selectivity, *J. Chromatogr. A* 1060 (2004) 77.  
[2] U.D. Neue, J.E. O'Gara, A. Mendez, Selectivity in Reversed-Phase Separations influence of the Stationary Phase, *J. Chromatogr. A* 1127 (2006) 161.

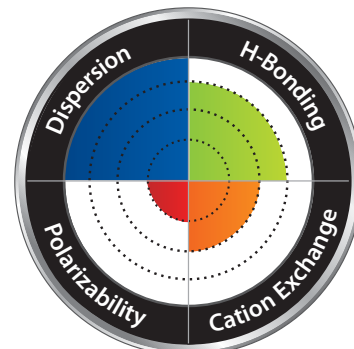
## ► USLC® Column Interaction Profile

Put simply, selectivity is the retention of one compound relative to another. Therefore, because solutes will be retained to different degrees by different molecular interactions, we can fundamentally define a column's selectivity based on the molecular interactions it delivers.

Each USLC® column is optimized for a different chemical interaction. The pie chart provided for each USLC® stationary phase in this catalog (Figure 3) identifies the same four molecular interactions (color coded to correspond to the retention of a different solute type). The more rings shown for a given interaction, the more significant a role it plays in defining solute retention.

If you know what type of column interaction you need for your analysis, use these charts to select your USLC® column.

**Figure 3:** Sample USLC® Column Interaction Profile



### USLC® Method Development Toolbox

- Ultra Selective Liquid Chromatography (USLC®) method development toolbox contains all four USLC® stationary phases in one convenient package.
- Available for UHPLC (1.9 µm) and HPLC (3 or 5 µm) in 50, 100, or 150 mm lengths.
- Included selection guide makes it even easier to pick the right column the first time.

Description	Size	Includes	qty.	cat.#
Pinnacle DB USLC Method Development Toolbox	1.9 µm, 2.1 mm x 50 mm	(1) each: Biphenyl (9409252), Aqueous C18 (9418252), IBD (9425252), PFP Propyl (9419252)	kit	25800
Pinnacle DB USLC Method Development Toolbox	1.9 µm, 2.1 mm x 100 mm	(1) each: Biphenyl (9409212), Aqueous C18 (9418212), IBD (9425212), PFP Propyl (9419212)	kit	25807
Ultra USLC Method Development Toolbox	3 µm, 2.1 mm x 50 mm	(1) each: Biphenyl (9109352), Aqueous C18 (9178352), IBD (9175352), PFP Propyl (9179352)	kit	25801
Ultra USLC Method Development Toolbox	3 µm, 2.1 mm x 100 mm	(1) each: Biphenyl (9109312), Aqueous C18 (9178312), IBD (9175312), PFP Propyl (9179312)	kit	25802
Ultra USLC Method Development Toolbox	3 µm, 3.0 mm x 100 mm	(1) each: Biphenyl (910931E), Aqueous C18 (917831E), IBD (917531E), PFP Propyl (917931E)	kit	25803
Ultra USLC Method Development Toolbox	5 µm, 2.1 mm x 50 mm	(1) each: Biphenyl (9109552), Aqueous C18 (9178552), IBD (9175552), PFP Propyl (9179552)	kit	25804
Ultra USLC Method Development Toolbox	5 µm, 2.1 mm x 100 mm	(1) each: Biphenyl (9109512), Aqueous C18 (9178512), IBD (9175512), PFP Propyl (9179512)	kit	25805
Ultra USLC Method Development Toolbox	5 µm, 4.6 mm x 150 mm	(1) each: Biphenyl (9109565), Aqueous C18 (9178565), IBD (9175565), PFP Propyl (9179565)	kit	25806



USLC® Columns  
Choose Columns Fast.  
Develop Methods Faster.

[www.restek.com/uslc](http://www.restek.com/uslc)

## Mobile Phase Management 101

Neatly Keep Mobile Phase Lines Where They Belong

Hub-Cap  
See page 318.



Hub-Cap (assembly of the bottle cap and plug)

Transfer and Filter Mobile Phase in a Single Step

Hub-Cap Filters  
See page 319.



Reduce Solvent Waste

Last Drop Filter  
See page 320.



Prepare and Maintain Mobile Phases Without Dissolved Gas or Unnecessary Costs

Mobile Phase Sparge Filter  
See page 320.



Avoid Messy Spills Around Mobile Phase Waste Containers

Waste Overflow Indicator  
See page 319.





## U.S. Pharmacopeia Cross Reference

<b>L1</b>	Octadecyl silane chemically bonded to porous silica or ceramic microparticles; 1.7 to 10 µm in diameter, or a monolithic rod. <i>Pinnacle® DB C18 (p. 143), Pinnacle® DB Aqueous C18 (p. 144), Ultra C18 (p. 149), Ultra Aqueous C18 (p. 151), Viva C18 (p. 155)</i>
<b>L3</b>	Porous silica particles; 5 to 10 µm in diameter. <i>Pinnacle® DB Silica (p. 147), Ultra Silica (p. 154), Viva Silica (p. 157)</i>
<b>L7</b>	Octylsilane chemically bonded to totally porous silica particles; 1.7 to 10 µm in diameter. <i>Pinnacle® DB C8 (p. 143), Ultra C8 (p. 149), Viva C8 (p. 155)</i>
<b>L8</b>	An essentially monomolecular layer of aminopropylsilane chemically bonded to totally porous silica gel support; 3 to 10 µm in diameter. <i>Ultra Amino (p. 154)</i>
<b>L10</b>	Nitrile groups chemically bonded to porous silica particles; 3 to 10 µm in diameter. <i>Pinnacle® DB Cyano (p. 147), Ultra Cyano (p. 154)</i>
<b>L11</b>	Phenyl groups chemically bonded to porous silica particles; 1.7 to 10 µm in diameter. <i>Pinnacle® DB Biphenyl (p. 145), Ultra Aromax (p. 151), Ultra Biphenyl (p. 152), Viva Biphenyl (p. 156)</i>
<b>L13</b>	Trimethylsilane chemically bonded to porous silica particles; 3 to 10 µm in diameter. <i>Ultra C1 (p. 150)</i>
<b>L26</b>	Butyl silane chemically bonded to totally porous silica particles; 3 to 10 µm in diameter. <i>Ultra C4 (p.150), Viva C4 (p.156)</i>
<b>L43</b>	Pentafluorophenyl groups chemically bonded to silica particles by a propyl spacer; 5 to 10 µm in diameter. <i>Pinnacle® DB PFP Propyl (p. 146), Ultra PFP Propyl (p. 153), Viva PFP Propyl (p. 156)</i>
<b>L68</b>	Spherical, porous silica; 100 µm or less in diameter, the surface of which has been covalently modified with alkyl amide groups and not end-capped. <i>Pinnacle® DB IBD (p. 146), Ultra IBD (p. 153)</i>

# EXP<sup>®</sup> fittings

## Reusable fittings for easy, yet reliable HPLC & UHPLC connections

- Hand-tight fitting style achieves effortless HPLC seals—no tools needed!
- Both hand-tight and hex-head styles wrench-tighten for reliable UHPLC use.
- Patented ferrule can be installed repeatedly without compromising high-pressure seal.
- Hybrid design combines the durability of titanium with the sealing ability of PEEK.
- Cutting-edge system provides ZDV (zero dead volume) connection to any 10-32 female port.
- Compatible with 1/16" PEEK and stainless steel tubing.

See **page 313**.

[www.restek.com/exp](http://www.restek.com/exp)



### Optimal Flow Rates for Various Particle Diameters and Column Internal Diameters

Column ID (mm)	Optimal flow rate (mL/min)		
	1.9 µm dp	3 µm dp	5 µm dp
4.6	—	1.50	1.00
3.2	—	0.73	0.50
3.0	1.12	0.65	0.40
2.1	0.55	0.31	0.20
1.0	—	0.07	0.05

### Common Classifications for LC Columns by Internal Diameter

Classification	Internal Diameter
Capillary	<1.0 mm ID
Micro bore	1.0 mm ID
Narrow bore	2.1–3.0 mm ID
Standard bore	3.2–4.6 mm ID
Semi-prep	10–21.2 mm ID
Prep	30–50 mm ID


### HPLC Pump Pressure Conversion Table

Pressure	psi	atm	kg/cm <sup>2</sup>	torr	kPa	bar	inches Hg
1 psi =	1	0.068	0.0703	51.713	6.8948	0.06895	2.0359
1 atm =	14.696	1	1.0332	760	101.32	1.0133	29.921
1 kg/cm <sup>2</sup> =	14.223	0.967	1	735.5	98.06	0.9806	28.958
1 torr =	0.0193	0.00132	0.00136	1	0.1330	0.00133	0.0394
1 kPa =	0.1450	0.00987	0.0102	7.52	1	0.0100	0.2962
1 bar =	14.5038	0.9869	1.0197	751.88	100	1	29.5300
1 in Hg =	0.49612	0.0334	0.0345	25.400	3.376	0.03376	1

To convert a pressure, multiply the units in the left-most column by the conversion factors listed in the columns to the right.

For example: 10 psi x 0.068 = 0.68 atm  
 10 bar x 29.5300 = 295.300 inches Hg

### Solvent Miscibility and Solubility



## Pinnacle® DB Columns: 1.9, 3, or 5 µm particles; 140 Å pore size

**Restek Pinnacle® DB columns are built for optimal UHPLC performance.**

Pinnacle® DB columns are 100% manufactured by Restek in our Bellefonte, Pennsylvania, facility. Because performance begins with the support, our Pinnacle® DB UHPLC columns start with base-deactivated spherical silica that is optimized for UHPLC stability. From there, we bond them with a wide variety of phases to give chromatographers a stable and selective column. Get the most out of your UHPLC system. Combine selectivity and efficiency by using Restek Pinnacle® DB UHPLC columns.

Get Even More Out of Your UHPLC System

*Combine UHPLC Efficiency With Restek Selectivity*



The following stationary phases are available for UHPLC:

**USLC® Columns:**

Phase	Page
Aqueous C18 (USLC phase) .....	144
Biphenyl (USLC Phase) .....	145
IBD (USLC Phase) .....	146
PFP Propyl (USLC Phase) .....	146

**Conventional Columns:**

Phase	Page
C18 .....	143
C8 .....	143
Cyano .....	147
PAH .....	148
Silica .....	147



[www.restek.com/LC-Columns](http://www.restek.com/LC-Columns)

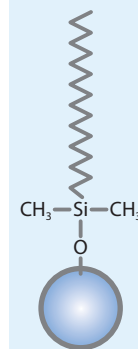


## Pinnacle® DB C18 Columns (USP L1)

### Chromatographic Properties

The general-purpose Restek C18 is a conventional monomeric octadecylsilane column suitable for analyses of a wide range of compounds from acidic through slightly basic.

Length	1.0 mm ID		2.1 mm ID		3.0 mm ID		4.6 mm ID	
	cat.#	cat.#	cat.#	cat.#	cat.#	cat.#	cat.#	cat.#
<b>1.9 µm Columns</b>								
30 mm		9414232						
50 mm		9414252						
100 mm		9414212						
<b>3 µm Columns</b>								
30 mm	9414331	9414332	941433E	9414335				
50 mm	9414351	9414352	941435E	9414355				
100 mm	9414311	9414312	941431E	9414315				
<b>5 µm Columns</b>								
30 mm	9414531	9414532	941453E	9414535				
50 mm	9414551	9414552	941455E	9414555				
100 mm	9414511	9414512	941451E	9414515				
150 mm	9414561	9414562	941456E	9414565				
200 mm	9414521	9414522	941452E	9414525				
250 mm	9414571	9414572	941457E	9414575				



### Column Characteristics:

particle size:	1.9 µm, 3 µm, or 5 µm, spherical
pore size:	140 Å
carbon load:	11%
end-cap:	yes
pH range:	2.5 to 8
temperature limit:	80 °C
USP phase code:	L1
phase category:	C18, octadecylsilane
ligand type:	monomeric C18

C18

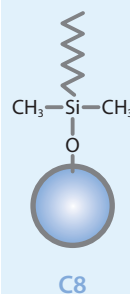


## Pinnacle® DB C8 Columns (USP L7)

### Chromatographic Properties

Our C8 is a conventional monomeric octylsilane column offering a shorter alkyl chain to provide less hydrophobic retention and improved basic peak shape over a traditional C18 phase. Like our C18, this general-purpose Restek C8 is suitable for a wide range of compounds from acidic through slightly basic.

Length	1.0 mm ID		2.1 mm ID		3.0 mm ID		4.6 mm ID	
	cat.#	cat.#	cat.#	cat.#	cat.#	cat.#	cat.#	cat.#
<b>1.9 µm Columns</b>								
30 mm		9413232						
50 mm		9413252						
100 mm		9413212						
<b>3 µm Columns</b>								
30 mm	9413331	9413332	941333E	9413335				
50 mm	9413351	9413352	941335E	9413355				
100 mm	9413311	9413312	941331E	9413315				
<b>5 µm Columns</b>								
30 mm	9413531	9413532	941353E	9413535				
50 mm	9413551	9413552	941355E	9413555				
100 mm	9413511	9413512	941351E	9413515				
150 mm	9413561	9413562	941356E	9413565				
200 mm	9413521	9413522	941352E	9413525				
250 mm	9413571	9413572	941357E	9413575				



### Column Characteristics:

particle size:	1.9 µm, 3 µm, or 5 µm, spherical
pore size:	140 Å
carbon load:	6%
end-cap:	yes
pH range:	2.5 to 8
temperature limit:	80 °C
USP phase code:	L7
phase category:	C8, octylsilane
ligand type:	monomeric C8

C8

## Looking for an equivalent column?

Restek has extensively studied column selectivity and can provide you with an accurate recommendation. Please contact Restek Technical Support or your local Restek representative.

### also available

#### Trident Direct Guard Column System


See page 169.





**Column Characteristics:**

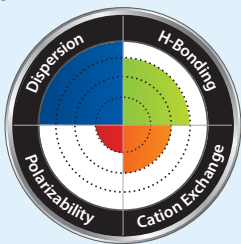
particle size:	1.9 µm, 3 µm, or 5 µm, spherical
pore size:	140 Å
carbon load:	6%
pH range:	2.5 to 8
temperature limit:	80 °C
USP phase code:	L1
phase category:	modified C18
ligand type:	proprietary polar modified and functionally bonded C18



**Aqueous C18**

**USLC® Column Interaction Profile**

(See page 138 for more information.)



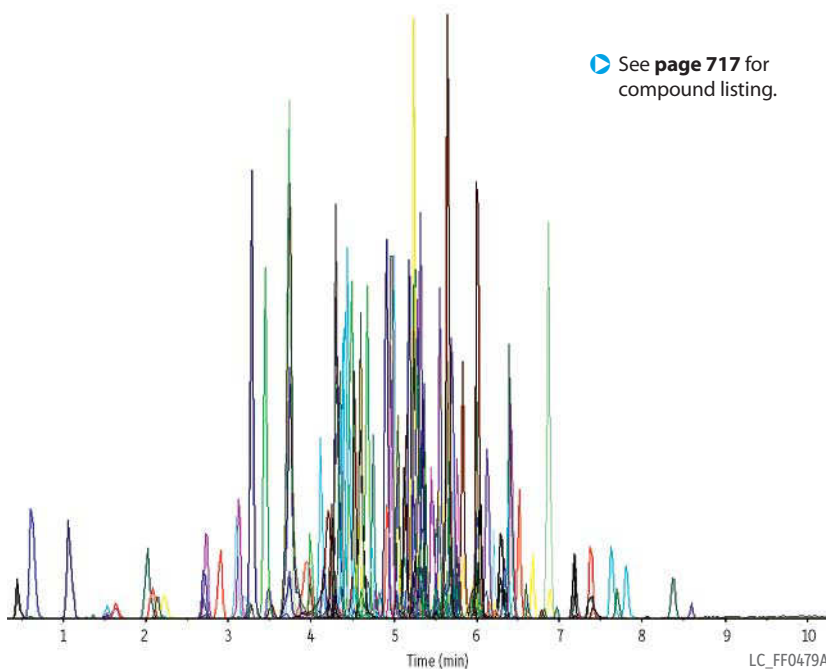
**Pinnacle® DB Aqueous C18 Columns (USP L1)**

**Chromatographic Properties**

The Restek Aqueous C18 is a rugged, reversed-phase column with a well-balanced retention profile. It can effectively retain more types of solutes than a conventional C18 and is ideal for multi-component LC-MS analyses. The general-purpose Aqueous C18 boasts high reproducibility and compatibility with many mobile phase conditions—even 100% aqueous and acidic. And when used with a gradient, it eliminates the all-too-common issue of multiple compounds eluting near the column void time.

Length	1.0 mm ID cat.#	2.1 mm ID cat.#	3.0 mm ID cat.#	4.6 mm ID cat.#
<b>1.9 µm Columns</b>				
30 mm		9418232		
50 mm		9418252		
100 mm		9418212		
<b>3 µm Columns</b>				
30 mm	9418331	9418332	941833E	941833S
50 mm	9418351	9418352	941835E	941835S
100 mm	9418311	9418312	941831E	941831S
150 mm	9418361	9418362	941836E	941836S
<b>5 µm Columns</b>				
30 mm	9418531	9418532	941853E	941853S
50 mm	9418551	9418552	941855E	941855S
100 mm	9418511	9418512	941851E	941851S
150 mm	9418561	9418562	941856E	941856S
200 mm	9418521	9418522	941852E	941852S
250 mm	9418571	9418572	941857E	941857S

**Pesticides on Pinnacle® DB Aqueous C18 (LC-MS/MS, ESI+)**



**Column** Pinnacle® DB Aqueous C18 (cat.# 9418252)  
**Dimensions:** 50 mm x 2.1 mm ID  
**Particle Size:** 1.9 µm  
**Pore Size:** 140 Å  
**Temp.:** 35 °C  
**Sample** multicomponent pesticide standard  
**Diluent:** water  
**Conc.:** 33.3 ppb each pesticide  
**Inj. Vol.:** 5 µL  
**Mobile Phase**  
**A:** 10 mM NH<sub>4</sub>OAc in water  
**B:** 10 mM NH<sub>4</sub>OAc in methanol

Time (min)	%B
0	10
1	10
8	90
10	90
11	10

**Flow:** 0.60 mL/min  
**Max Pressure:** ~517 bar  
**Detector** Applied Biosystems/MDS Sciex LC-MS/MS  
**Model #:** 4000 QTRAP® LC-MS/MS system  
**Ion Source:** TurbolonSpray®  
**Ion Spray Voltage:** 5 kV  
**Gas 1:** 40 psi (275.8 kPa)  
**Gas 2:** 60 psi (413.7 kPa)  
**Source Temp.:** 500 °C  
**Instrument** Shimadzu UFLCXR



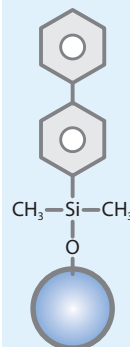


## Pinnacle® DB Biphenyl Columns (USP L11)

### Chromatographic Properties

The Restek Biphenyl offers a greater degree of dispersion than conventional phenyls and a greater degree of polarizability than phenyl hexyls, creating higher selectivity and a greater range of usability. Because of these heightened interactions, this column shows substantial increases in retention—especially for dipolar, unsaturated, or conjugated solutes—and enhanced orthogonal selectivity when using methanol mobile phases. It is ideal for increasing sensitivity and selectivity in LC-MS analyses.

Length	1.0 mm ID		2.1 mm ID		3.0 mm ID		4.6 mm ID	
	cat.#	cat.#	cat.#	cat.#	cat.#	cat.#	cat.#	cat.#
<b>1.9 µm Columns</b>								
30 mm			9409232					
50 mm			9409252					
100 mm			9409212					
<b>3 µm Columns</b>								
30 mm	9409331		9409332		940933E		9409335	
50 mm	9409351		9409352		940935E		9409355	
100 mm	9409311		9409312		940931E		9409315	
150 mm	9409361		9409362		940936E		9409365	
<b>5 µm Columns</b>								
30 mm	9409531		9409532		940953E		9409535	
50 mm	9409551		9409552		940955E		9409555	
100 mm	9409511		9409512		940951E		9409515	
150 mm	9409561		9409562		940956E		9409565	
200 mm	9409521		9409522		940952E		9409525	
250 mm	9409571		9409572		940957E		9409575	

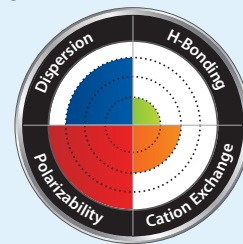


### Column Characteristics:

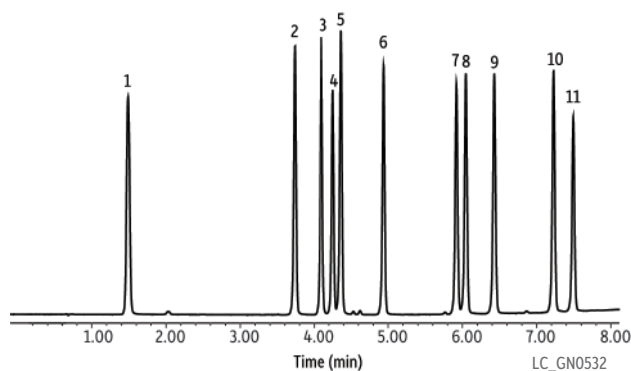
particle size:	1.9 µm, 3 µm, or 5 µm, spherical
pore size:	140 Å
carbon load:	8%
end-cap:	yes
pH range:	2.5 to 8
temperature limit:	80 °C
USP phase:	L11
phase category:	phenyl
ligand type:	unique Biphenyl

### Biphenyl

USLC® Column Interaction Profile  
(See page 138 for more information.)



## Sulfur Antibiotics by UHPLC on Pinnacle® DB Biphenyl

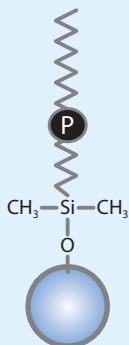


<b>Column</b>	Pinnacle® DB Biphenyl (cat.# 9409212)		<b>Peaks</b>	<b>RT (min)</b>
Dimensions:	100 mm x 2.1 mm ID		1. Sulfanilamide	1.55
Particle Size:	1.9 µm		2. Sulfadiazine	3.74
Pore Size:	140 Å		3. Sulfapyridine	4.09
Temp.:	25 °C		4. Sulfathiazole	4.24
<b>Sample</b>			5. Sulfamerazine	4.35
Diluent:	0.1% Formic acid in water		6. Sulfamethazine	4.91
Conc.:	50 µg/mL		7. Sulfachlorpyridazine	5.87
Inj. Vol.:	2 µL		8. Sulfadoxine	5.99
<b>Mobile Phase</b>			9. Sulfisoxazole	6.37
A:	0.1% Formic acid in water		10. Sulfadimethoxine	7.14
B:	0.1% Formic acid in acetonitrile		11. Sulfaminoxaline	7.40
	<b>Time (min)</b>	<b>%A</b>		<b>%B</b>
	0	95		5
	8	60		40
<b>Flow:</b>	0.4 mL/min			
<b>Detector</b>	UV/Vis @ 265 nm			
<b>Instrument</b>	Shimadzu UFLC <sup>XR</sup>			



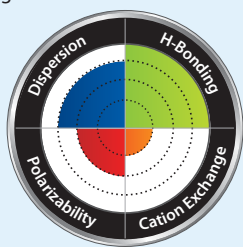
**Column Characteristics:**

particle size:	1.9 µm, spherical
pore size:	140 Å
end-cap:	no
pH range:	2.5 to 8
temperature limit:	80 °C
USP phase code:	L68
phase category:	polar-embedded alkyl
ligand type:	proprietary polar functional embedded alkyl



IBD

**USLC® Column Interaction Profile**  
(See page 138 for more information.)



**Pinnacle® DB IBD UHPLC Columns (USP L68)**

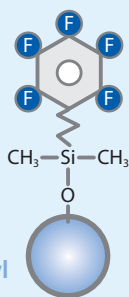
**Chromatographic Properties**

The Restek IBD is a polar-embedded column that acts as a strong hydrogen bonder and may be the most versatile column available today. With a unique polar group, this column is very retentive and selective for acids. It also provides symmetrical peak shape for strong bases. Restek's IBD is compatible with 100% aqueous mobile phases and can be used under reversed-phase or HILIC conditions to retain very polar, ionic compounds in highly organic mobile phases.

Length	2.1 mm ID cat.#
<b>1.9 µm Columns</b>	
30 mm	9425232
50 mm	9425252
100 mm	9425212

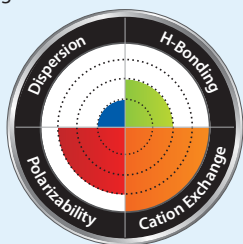
**Column Characteristics:**

particle size:	1.9 µm, 3 µm, or 5 µm, spherical
pore size:	140 Å
carbon load:	6%
end-cap:	yes
pH range:	2.5 to 8
temperature limit:	80 °C
USP phase code:	L43
phase category:	fluorophenyl propyl
ligand type:	pentafluorophenyl propyl



PFP Propyl

**USLC® Column Interaction Profile**  
(See page 138 for more information.)



**Pinnacle® DB PFP Propyl Columns (USP L43)**

**Chromatographic Properties**

The Restek PFP Propyl is a great choice for the retention and selectivity of charged bases, electronegative compounds, and amine-containing compounds. Unlike a conventional cyano column, however, the Restek PFP Propyl is much more amenable to LC-MS because it is more reliable and efficient with acidic mobile phases. This versatile column is also compatible with highly aqueous mobile phases and HILIC separations.

Length	1.0 mm ID cat.#	2.1 mm ID cat.#	3.0 mm ID cat.#	4.6 mm ID cat.#
<b>1.9 µm Columns</b>				
30 mm		9419232		
50 mm		9419252		
100 mm		9419212		
<b>3 µm Columns</b>				
30 mm	9419331	9419332	941933E	9419335
50 mm	9419351	9419352	941935E	9419355
100 mm	9419311	9419312	941931E	9419315
150 mm	9419361	9419362	941936E	9419365
<b>5 µm Columns</b>				
30 mm	9419531	9419532	941953E	9419535
50 mm	9419551	9419552	941955E	9419555
100 mm	9419511	9419512	941951E	9419515
150 mm	9419561	9419562	941956E	9419565
200 mm	9419521	9419522	941952E	9419525
250 mm	9419571	9419572	941957E	9419575



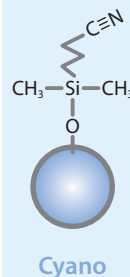
## Pinnacle® DB Cyano Columns (USP L10)



### Chromatographic Properties

The Restek Cyano is a traditional monomeric cyanopropylsilane that is recommended for assays where alternate selectivity, or confirmation, to a C18 or C8 column is desired. It can be used in normal-phase, reversed-phase (best with mobile phase pH between 5 and 7), and HILIC modes. It is an excellent choice for the analysis of protonated bases.

	1.0 mm ID	2.1 mm ID	3.0 mm ID	4.6 mm ID
Length	cat.#	cat.#	cat.#	cat.#
<b>1.9 µm Columns</b>				
30 mm		9416232		
50 mm		9416252		
100 mm		9416212		
<b>5 µm Columns</b>				
30 mm	9416531	9416532	941653E	941653S
50 mm	9416551	9416552	941655E	941655S
100 mm	9416511	9416512	941651E	941651S
150 mm	9416561	9416562	941656E	941656S
200 mm	9416521	9416522	941652E	941652S
250 mm	9416571	9416572	941657E	941657S



### Column Characteristics:

particle size:	1.9 µm or 5 µm, spherical
pore size:	140 Å
carbon load:	4%
end-cap:	yes
pH range:	2.5 to 8
temperature limit:	80 °C
USP phase code:	L10
phase category:	cyano
ligand type:	cyanopropylsilane

## Pinnacle® DB Silica Columns (USP L3)



### Chromatographic Properties

Base-deactivated spherical silica is useful for normal-phase or HILIC separations.

	1.0 mm ID	2.1 mm ID	3.0 mm ID	4.6 mm ID
Length	cat.#	cat.#	cat.#	cat.#
<b>1.9 µm Columns</b>				
30 mm		9410232		
50 mm		9410252		
100 mm		9410212		
<b>3 µm Columns</b>				
30 mm	9410331	9410332	941033E	941033S
50 mm	9410351	9410352	941035E	941035S
100 mm	9410311	9410312	941031E	941031S
150 mm	9410361	9410362	941036E	941036S
<b>5 µm Columns</b>				
30 mm	9410531	9410532	941053E	941053S
50 mm	9410551	9410552	941055E	941055S
100 mm	9410511	9410512	941051E	941051S
150 mm	9410561	9410562	941056E	941056S
200 mm	9410521	9410522	941052E	941052S
250 mm	9410571	9410572	941057E	941057S



### Column Characteristics:

particle size:	1.9 µm, 3 µm, or 5 µm, spherical
pore size:	140 Å
end-cap:	no
pH range:	2.5 to 8
temperature limit:	80 °C
USP phase code:	L3
phase category:	bare silica
ligand type:	none



**Pinnacle® DB PAH UHPLC Columns**  
Chromatographic Properties

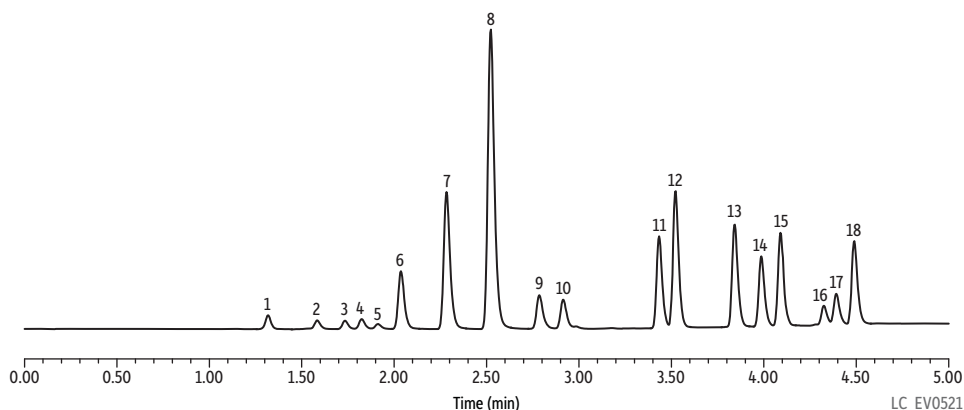
Specifically designed to resolve complex mixtures of polycyclic aromatic hydrocarbons (PAHs). Get complete resolution of all 16 EPA 610 PAHs, plus two other routinely analyzed PAH compounds, in less than five minutes to greatly reduce run times and increase sample throughput.

**Column Characteristics:**

particle size:	1.9 µm, spherical
pore size:	140 Å
end-cap:	no
pH range:	2.5 to 8
temperature limit:	80 °C

Length	2.1 mm ID cat.#
<b>1.9 µm Columns</b>	
30 mm	9470232
50 mm	9470252
100 mm	9470212

**PAH Mix on Pinnacle® DB PAH**



- Peaks**
1. Naphthalene
  2. Acenaphthylene
  3. 1-Methylnaphthalene
  4. 2-Methylnaphthalene
  5. Acenaphthene
  6. Fluorene
  7. Phenanthrene
  8. Anthracene
  9. Fluoranthene
  10. Pyrene
  11. Benzo[a]anthracene
  12. Chrysene
  13. Benzo[b]fluoranthene
  14. Benzo[k]fluoranthene
  15. Benzo[a]pyrene
  16. Dibenzo[a,h]anthracene
  17. Benzo[ghi]perylene
  18. Indeno[1,2,3-cd]pyrene

**Column** Pinnacle® DB PAH (cat.# 9470252)  
**Dimensions:** 50 mm x 2.1 mm ID  
**Particle Size:** 1.9 µm  
**Pore Size:** 140 Å  
**Temp.:** 30 °C  
**Sample** EPA Method 8310 PAH Mixture (cat.# 31841)  
**Diluent:** acetonitrile  
**Conc.:** 10 µg/mL  
**Inj. Vol.:** 1 µL

**Mobile Phase**  
**A:** water  
**B:** acetonitrile

Time (min)	Flow (mL/min)	%A	%B
0	0.8	60	40
2	0.8	40	60
4	0.8	0	100
4.5	0.8	0	100
4.51	0.8	60	40
5	0.8	60	40

**Max Pressure:** 724 bar  
**Detector** Photo diode array @ 254, 4.8 nm  
**Instrument** Waters



**All the Right Tools—  
All in One Toolbox**

**Get all four USLC® stationary phases in one convenient package.**

- Available for UHPLC (1.9 µm) and HPLC (3 or 5 µm) in 50, 100, or 150 mm lengths.
- Included selection guide makes it even easier to pick the right column the first time.

See **page 139**.

[www.restek.com/uslc](http://www.restek.com/uslc)

## Ultra HPLC Columns: 3 or 5 $\mu\text{m}$ particles; 100 Å pore size

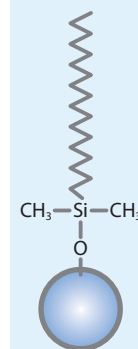
The Ultra line represents Restek's broadest selection of stationary phases on a single silica support. Made of high-purity, type-B silica that minimizes activity and creates high-density bonding, these columns are designed for selective and reliable HPLC applications.

### Ultra C18 Columns (USP L1)

#### Chromatographic Properties

The general-purpose Restek C18 is a conventional monomeric octadecylsilane column suitable for analyses of a wide range of compounds from acidic through slightly basic.

Length	1.0 mm ID		2.1 mm ID		3.0 mm ID		4.0 mm ID		4.6 mm ID	
	cat.#	cat.#	cat.#	cat.#	cat.#	cat.#	cat.#	cat.#	cat.#	cat.#
<b>3 <math>\mu\text{m}</math> Columns</b>										
30 mm	9174331	9174332	9174332	9174332	9174332				9174335	
50 mm	9174351	9174352	9174352	9174352	9174352				9174355	
100 mm	9174311	9174312	9174312	9174312	9174312				9174315	
150 mm	9174361	9174362	9174362	9174362	9174362				9174365	
<b>5 <math>\mu\text{m}</math> Columns</b>										
30 mm	9174531	9174532	9174532	9174532	9174532				9174535	
50 mm	9174551	9174552	9174552	9174552	9174552				9174555	
100 mm	9174511	9174512	9174512	9174512	9174512		9174514		9174515	
150 mm	9174561	9174562	9174562	9174562	9174562		9174564		9174565	
200 mm	9174521	9174522	9174522	9174522	9174522				9174525	
250 mm	9174571	9174572	9174572	9174572	9174572				9174575	



#### Column Characteristics:

particle size:	3 $\mu\text{m}$ or 5 $\mu\text{m}$ , spherical
pore size:	100 Å
carbon load:	20%
end-cap:	yes
pH range:	2.5 to 8
temperature limit:	80 °C
USP phase code:	L1
phase category:	C18, octadecylsilane
ligand type:	monomeric C18

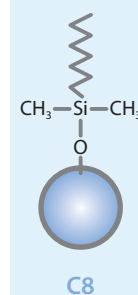
C18

### Ultra C8 Columns (USP L7)

#### Chromatographic Properties

Our C8 is a conventional monomeric octylsilane column offering a shorter alkyl chain to provide less hydrophobic retention and improved basic peak shape over a traditional C18 phase. Like our C18, this general-purpose Restek C8 is suitable for a wide range of compounds from acidic through slightly basic.

Length	1.0 mm ID		2.1 mm ID		3.0 mm ID		4.0 mm ID		4.6 mm ID	
	cat.#	cat.#	cat.#	cat.#	cat.#	cat.#	cat.#	cat.#	cat.#	cat.#
<b>3 <math>\mu\text{m}</math> Columns</b>										
30 mm	9103331	9103332	9103332	9103332	9103332				9103335	
50 mm	9103351	9103352	9103352	9103352	9103352				9103355	
100 mm	9103311	9103312	9103312	9103312	9103312				9103315	
150 mm	9103361	9103362	9103362	9103362	9103362				9103365	
<b>5 <math>\mu\text{m}</math> Columns</b>										
30 mm	9103531	9103532	9103532	9103532	9103532				9103535	
50 mm	9103551	9103552	9103552	9103552	9103552				9103555	
100 mm	9103511	9103512	9103512	9103512	9103512		9103514		9103515	
150 mm	9103561	9103562	9103562	9103562	9103562		9103564		9103565	
200 mm	9103521	9103522	9103522	9103522	9103522				9103525	
250 mm	9103571	9103572	9103572	9103572	9103572				9103575	



#### Column Characteristics:

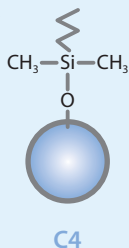
particle size:	3 $\mu\text{m}$ or 5 $\mu\text{m}$ , spherical
pore size:	100 Å
carbon load:	12%
end-cap:	yes
pH range:	2.5 to 8
temperature limit:	80 °C
USP phase code:	L7
phase category:	C8, octylsilane
ligand type:	monomeric C8

C8



**Column Characteristics:**

particle size:	3 µm or 5 µm, spherical
pore size:	100 Å
carbon load:	9%
end-cap:	yes
pH range:	2.5 to 8
temperature limit:	80 °C

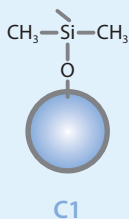
**Ultra C4 Columns (USP L26)****Chromatographic Properties**

Exceptionally stable C4 packing with high bonding coverage and base deactivation.  
Less retention than C18 or C8 phases.

Length	1.0 mm ID		2.1 mm ID		3.0 mm ID		4.6 mm ID	
	cat.#	cat.#	cat.#	cat.#	cat.#	cat.#	cat.#	cat.#
<b>3 µm Columns</b>								
30 mm	9102331		9102332		910233E		9102335	
50 mm	9102351		9102352		910235E		9102355	
100 mm	9102311		9102312		910231E		9102315	
150 mm	9102361		9102362		910236E		9102365	
<b>5 µm Columns</b>								
30 mm	9102531		9102532		910253E		9102535	
50 mm	9102551		9102552		910255E		9102555	
100 mm	9102511		9102512		910251E		9102515	
150 mm	9102561		9102562		910256E		9102565	
200 mm	9102521		9102522		910252E		9102525	
250 mm	9102571		9102572		910257E		9102575	

**Column Characteristics:**

particle size:	3 µm or 5 µm, spherical
pore size:	100 Å
carbon load:	5%
pH range:	2.5 to 8
temperature limit:	80 °C

**Ultra C1 Columns (USP L13)****Chromatographic Properties**


Exceptionally stable C1 phase. Least retentive reversed-phase hydrocarbon packing.

Length	1.0 mm ID		2.1 mm ID		3.0 mm ID		4.6 mm ID	
	cat.#	cat.#	cat.#	cat.#	cat.#	cat.#	cat.#	cat.#
<b>3 µm Columns</b>								
30 mm	9101331		9101332		910133E		9101335	
50 mm	9101351		9101352		910135E		9101355	
100 mm	9101311		9101312		910131E		9101315	
150 mm	9101361		9101362		910136E		9101365	
<b>5 µm Columns</b>								
30 mm	9101531		9101532		910153E		9101535	
50 mm	9101551		9101552		910155E		9101555	
100 mm	9101511		9101512		910151E		9101515	
150 mm	9101561		9101562		910156E		9101565	
200 mm	9101521		9101522		910152E		9101525	
250 mm	9101571		9101572		910157E		9101575	

## Chromatogram Search Tool

Search by compound name,  
synonym, CAS #, or keyword

[www.restek.com/chromatograms](http://www.restek.com/chromatograms)

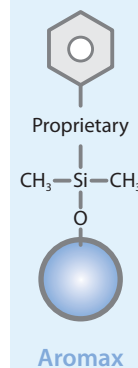


## Ultra Aromax Columns (USP L11)

### Chromatographic Properties

Ultra Aromax is a unique reversed-phase material that exhibits extreme retention and selectivity for aromatic and/or unsaturated compounds. This column is a great alternative to our Biphenyl phase when increased retention is required, and it's an excellent choice for gradient LC-MS analyses when conventional columns are not giving adequate retention or selectivity.

Length	1.0 mm ID		2.1 mm ID		3.0 mm ID		4.6 mm ID	
	cat.#	cat.#	cat.#	cat.#	cat.#	cat.#	cat.#	cat.#
<b>3 μm Columns</b>								
30 mm	9127331	9127332	912733E	9127335				
50 mm	9127351	9127352	912735E	9127355				
100 mm	9127311	9127312	912731E	9127315				
150 mm	9127361	9127362	912736E	9127365				
<b>5 μm Columns</b>								
30 mm	9127531	9127532	912753E	9127535				
50 mm	9127551	9127552	912755E	9127555				
100 mm	9127511	9127512	912751E	9127515				
150 mm	9127561	9127562	912756E	9127565				
200 mm	9127521	9127522	912752E	9127525				
250 mm	9127571	9127572	912757E	9127575				



### Column Characteristics:

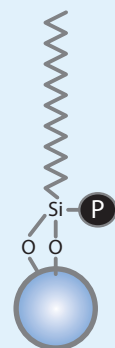
particle size:	3 μm or 5 μm, spherical
pore size:	100 Å
carbon load:	17%
end-cap:	yes
pH range:	2.5 to 8
temperature limit:	80 °C
USP phase code:	L11
phase category:	phenyl
ligand type:	proprietary phenyl ligand

## Ultra Aqueous C18 Columns (USP L1)

### Chromatographic Properties

The Restek Aqueous C18 is a rugged, reversed-phase column with a well-balanced retention profile. It can effectively retain more types of solutes than a conventional C18 and is ideal for multi-component LC-MS analyses. The general-purpose Aqueous C18 boasts high reproducibility and compatibility with many mobile phase conditions—even 100% aqueous and acidic. And when used with a gradient, it eliminates the all-too-common issue of multiple compounds eluting near the column void time.

Length	1.0 mm ID		2.1 mm ID		3.0 mm ID		4.6 mm ID	
	cat.#	cat.#	cat.#	cat.#	cat.#	cat.#	cat.#	cat.#
<b>3 μm Columns</b>								
30 mm	9178331	9178332	917833E	9178335				
50 mm	9178351	9178352	917835E	9178355				
100 mm	9178311	9178312	917831E	9178315				
150 mm	9178361	9178362	917836E	9178365				
<b>5 μm Columns</b>								
30 mm	9178531	9178532	917853E	9178535				
50 mm	9178551	9178552	917855E	9178555				
100 mm	9178511	9178512	917851E	9178515				
150 mm	9178561	9178562	917856E	9178565				
200 mm	9178521	9178522	917852E	9178525				
250 mm	9178571	9178572	917857E	9178575				

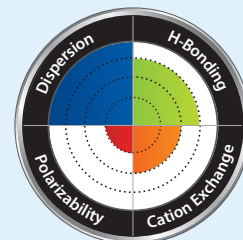


### Column Characteristics:

particle size:	3 μm or 5 μm, spherical
pore size:	100 Å
carbon load:	15%
end-cap:	no
pH range:	2.5 to 8
temperature limit:	80 °C
USP phase code:	L1
phase category:	modified C18
ligand type:	proprietary polar modified and functionally bonded C18

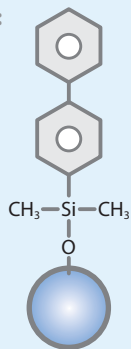
### Aqueous C18

USLC® Column Interaction Profile  
(See page 138 for more information.)




**Column Characteristics:**

particle size: 3 µm or 5 µm, spherical  
pore size: 100 Å  
carbon load: 15%  
end-cap: yes  
pH range: 2.5 to 8  
temperature limit: 80 °C  
USP phase: L11  
phase category: phenyl  
ligand type: unique Biphenyl



Biphenyl

**USLC® Column Interaction Profile**  
(See page 138 for more information.)



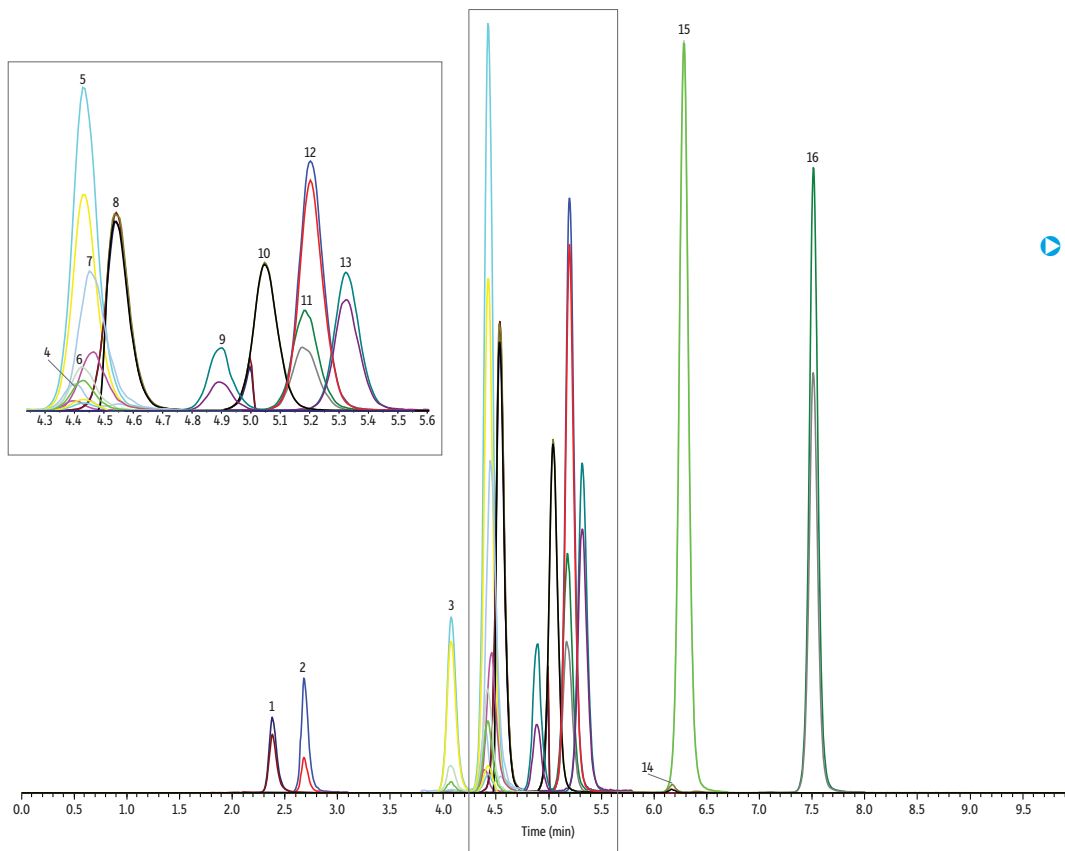
**Ultra Biphenyl Columns (USP L11)**

**Chromatographic Properties**

The Restek Biphenyl offers a greater degree of dispersion than conventional phenyls and a greater degree of polarizability than phenyl hexyls, creating higher selectivity and a greater range of usability. Because of these heightened interactions, this column shows substantial increases in retention—especially for dipolar, unsaturated, or conjugated solutes—and enhanced orthogonal selectivity when using methanol mobile phases. It is ideal for increasing sensitivity and selectivity in LC-MS analyses.

Length	1.0 mm ID		2.1 mm ID		3.0 mm ID		4.6 mm ID	
	cat.#	cat.#	cat.#	cat.#	cat.#	cat.#	cat.#	cat.#
<b>3 µm Columns</b>								
30 mm	9109331		9109332		910933E		9109335	
50 mm	9109351		9109352		910935E		9109355	
100 mm	9109311		9109312		910931E		9109315	
150 mm	9109361		9109362		910936E		9109365	
<b>5 µm Columns</b>								
30 mm	9109531		9109532		910953E		9109535	
50 mm	9109551		9109552		910955E		9109555	
100 mm	9109511		9109512		910951E		9109515	
150 mm	9109561		9109562		910956E		9109565	
200 mm	9109521		9109522		910952E		9109525	
250 mm	9109571		9109572		910957E		9109575	

**Steroid Panel Analysis on the Ultra Biphenyl**



▶ See page 698 for conditions and peak list.

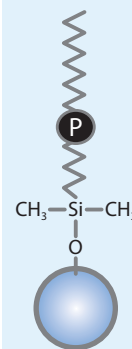
LC\_CF0537

## Ultra IBD Columns (USP L68)

### Chromatographic Properties

The Restek IBD is a polar-embedded column that acts as a strong hydrogen bonder and may be the most versatile column available today. With a unique polar group, this column is very retentive and selective for acids. It also provides symmetrical peak shape for strong bases. Restek's IBD is compatible with 100% aqueous mobile phases and can be used under reversed-phase or HILIC conditions to retain very polar, ionic compounds in highly organic mobile phases.

Length	1.0 mm ID		2.1 mm ID		3.0 mm ID		4.6 mm ID	
	cat.#	cat.#	cat.#	cat.#	cat.#	cat.#	cat.#	cat.#
<b>3 μm Columns</b>								
30 mm	9175331	9175332	917533E	9175335				
50 mm	9175351	9175352	917535E	9175355				
100 mm	9175311	9175312	917531E	9175315				
150 mm	9175361	9175362	917536E	9175365				
<b>5 μm Columns</b>								
30 mm	9175531	9175532	917553E	9175535				
50 mm	9175551	9175552	917555E	9175555				
100 mm	9175511	9175512	917551E	9175515				
150 mm	9175561	9175562	917556E	9175565				
200 mm	9175521	9175522	917552E	9175525				
250 mm	9175571	9175572	917557E	9175575				



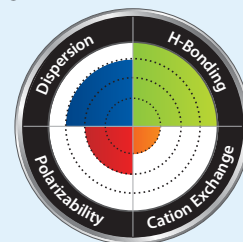
### Column Characteristics:

particle size:	3 μm or 5 μm, spherical
pore size:	100 Å
carbon load:	12%
end-cap:	no
pH range:	2.5 to 8
temperature limit:	80 °C
USP phase code:	L68
phase category:	polar-embedded alkyl
ligand type:	proprietary polar functional embedded alkyl

### IBD

### USLC® Column Interaction Profile

(See page 138 for more information.)

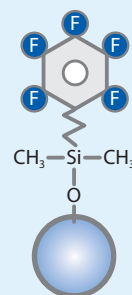


## Ultra PFP Propyl Columns (USP L43)

### Chromatographic Properties

The Restek PFP Propyl is a great choice for the retention and selectivity of charged bases, electronegative compounds, and amine-containing compounds. Unlike a conventional cyano column, however, the Restek PFP Propyl is much more amenable to LC-MS because it is more reliable and efficient with acidic mobile phases. This versatile column is also compatible with highly aqueous mobile phases and HILIC separations.

Length	1.0 mm ID		2.1 mm ID		3.0 mm ID		4.6 mm ID	
	cat.#	cat.#	cat.#	cat.#	cat.#	cat.#	cat.#	cat.#
<b>3 μm Columns</b>								
30 mm	9179331	9179332	917933E	9179335				
50 mm	9179351	9179352	917935E	9179355				
100 mm	9179311	9179312	917931E	9179315				
150 mm	9179361	9179362	917936E	9179365				
<b>5 μm Columns</b>								
30 mm	9179531	9179532	917953E	9179535				
50 mm	9179551	9179552	917955E	9179555				
100 mm	9179511	9179512	917951E	9179515				
150 mm	9179561	9179562	917956E	9179565				
200 mm	9179521	9179522	917952E	9179525				
250 mm	9179571	9179572	917957E	9179575				



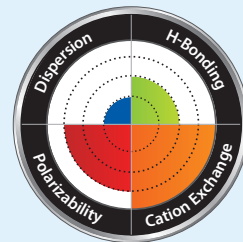
### Column Characteristics:

particle size:	3 μm or 5 μm, spherical
pore size:	100 Å
carbon load:	11%
end-cap:	yes
pH range:	2.5 to 8
temperature limit:	80 °C
USP phase code:	L43
phase category:	fluorophenyl propyl
ligand type:	pentafluorophenyl propyl

### PFP Propyl

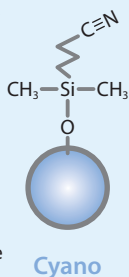
### USLC® Column Interaction Profile

(See page 138 for more information.)



**Column Characteristics:**

particle size:	3 µm or 5 µm, spherical
pore size:	100 Å
carbon load:	8%
end-cap:	yes
pH range:	2.5 to 8
temperature limit:	80 °C
USP phase code:	L10
phase category:	cyano
ligand type:	cyanopropylsilane

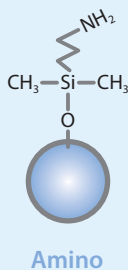
**Ultra Cyano Columns (USP L10)****Chromatographic Properties**

The Restek Cyano is a traditional monomeric cyanopropylsilane that is recommended for assays where alternate selectivity, or confirmation, to a C18 or C8 column is desired. It can be used in normal-phase, reversed-phase (best with mobile phase pH between 5 and 7), and HILIC modes. It is an excellent choice for the analysis of protonated bases.

Length	1.0 mm ID		2.1 mm ID		3.0 mm ID		4.6 mm ID	
	cat.#	cat.#	cat.#	cat.#	cat.#	cat.#	cat.#	cat.#
<b>3 µm Columns</b>								
30 mm	9106331		9106332		910633E		9106335	
50 mm	9106351		9106352		910635E		9106355	
100 mm	9106311		9106312		910631E		9106315	
150 mm	9106361		9106362		910636E		9106365	
<b>5 µm Columns</b>								
30 mm	9106531		9106532		910653E		9106535	
50 mm	9106551		9106552		910655E		9106555	
100 mm	9106511		9106512		910651E		9106515	
150 mm	9106561		9106562		910656E		9106565	
200 mm	9106521		9106522		910652E		9106525	
250 mm	9106571		9106572		910657E		9106575	

**Column Characteristics:**

particle size:	3 µm or 5 µm, spherical
pore size:	100 Å
carbon load:	2%
end-cap:	no
pH range:	2.5 to 8
temperature limit:	80 °C
USP phase code:	L8
phase category:	amino
ligand type:	aminopropylsilane

**Ultra Amino Columns (USP L8)****Chromatographic Properties**

The general-purpose Restek Amino is an aminopropylsilane that offers reproducible retention and efficiency. It is a great choice for the normal-phase or HILIC analysis of simple sugars.

Length	1.0 mm ID		2.1 mm ID		3.0 mm ID		4.6 mm ID	
	cat.#	cat.#	cat.#	cat.#	cat.#	cat.#	cat.#	cat.#
<b>3 µm Columns</b>								
30 mm	9107331		9107332		910733E		9107335	
50 mm	9107351		9107352		910735E		9107355	
100 mm	9107311		9107312		910731E		9107315	
150 mm	9107361		9107362		910736E		9107365	
<b>5 µm Columns</b>								
30 mm	9107531		9107532		910753E		9107535	
50 mm	9107551		9107552		910755E		9107555	
100 mm	9107511		9107512		910751E		9107515	
150 mm	9107561		9107562		910756E		9107565	
200 mm	9107521		9107522		910752E		9107525	
250 mm	9107571		9107572		910757E		9107575	

**Column Characteristics:**

particle size:	3 µm or 5 µm, spherical
pore size:	100 Å
end-cap:	no
pH range:	2.5 to 8
temperature limit:	80 °C
USP phase code:	L3
phase category:	bare silica
ligand type:	none

**Ultra Silica Columns (USP L3)****Chromatographic Properties**

Base-deactivated spherical silica is useful for normal-phase or HILIC separations.

Length	1.0 mm ID		2.1 mm ID		3.0 mm ID		4.6 mm ID	
	cat.#	cat.#	cat.#	cat.#	cat.#	cat.#	cat.#	cat.#
<b>3 µm Columns</b>								
30 mm	9100331		9100332		910033E		9100335	
50 mm	9100351		9100352		910035E		9100355	
100 mm	9100311		9100312		910031E		9100315	
150 mm	9100361		9100362		910036E		9100365	
<b>5 µm Columns</b>								
30 mm	9100531		9100532		910053E		9100535	
50 mm	9100551		9100552		910055E		9100555	
100 mm	9100511		9100512		910051E		9100515	
150 mm	9100561		9100562		910056E		9100565	
200 mm	9100521		9100522		910052E		9100525	
250 mm	9100571		9100572		910057E		9100575	



## Viva HPLC Columns: 3 or 5 $\mu\text{m}$ particles; 300 Å pore size

- Excellent for separating peptides or proteins.
- Rugged, spherical particles with 300 Å pore size.
- High proportion of pore/surface area available to large molecules.

Viva columns are based on a wide-pore material we designed for optimal large-molecule separations. In developing Viva silica, we found that although many commercial wide-pore silicas meet the standard 300 Å mean pore size, most have very broad distributions about this mean with a significant portion of their pore volume falling below 150 Å. This means a large portion of the surface area is unavailable to larger molecules. Viva columns have a narrow distribution around the mean pore size, permitting a larger portion of the silica surface to play a role in the separation.



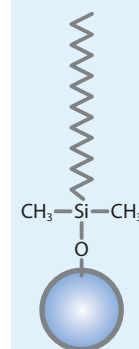
## Viva C18 Columns (USP L1)

### Chromatographic Properties

The general-purpose Restek C18 is a conventional monomeric octadecylsilane column suitable for analyses of a wide range of compounds from acidic through slightly basic.



Length	1.0 mm ID		2.1 mm ID		3.0 mm ID		4.6 mm ID	
	cat.#	cat.#	cat.#	cat.#	cat.#	cat.#	cat.#	cat.#
<b>3 <math>\mu\text{m}</math> Columns</b>								
30 mm	9514331	9514332	9514332	9514332	9514332	9514332	9514332	9514332
50 mm	9514351	9514352	9514352	9514352	9514352	9514352	9514352	9514352
100 mm	9514311	9514312	9514312	9514312	9514312	9514312	9514312	9514312
150 mm	9514361	9514362	9514362	9514362	9514362	9514362	9514362	9514362
<b>5 <math>\mu\text{m}</math> Columns</b>								
30 mm	9514531	9514532	9514532	9514532	9514532	9514532	9514532	9514532
50 mm	9514551	9514552	9514552	9514552	9514552	9514552	9514552	9514552
100 mm	9514511	9514512	9514512	9514512	9514512	9514512	9514512	9514512
150 mm	9514561	9514562	9514562	9514562	9514562	9514562	9514562	9514562
200 mm	9514521	9514522	9514522	9514522	9514522	9514522	9514522	9514522
250 mm	9514571	9514572	9514572	9514572	9514572	9514572	9514572	9514572



### Column Characteristics:

particle size:	3 $\mu\text{m}$ or 5 $\mu\text{m}$ , spherical
pore size:	300 Å
carbon load:	9%
end-cap:	yes
pH range:	2.5 to 8
temperature limit:	80 °C
USP phase code:	L1
phase category:	C18, octadecylsilane
ligand type:	monomeric C18

C18

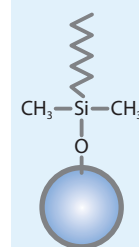
## Viva C8 Columns (USP L7)

### Chromatographic Properties

Our C8 is a conventional monomeric octylsilane column offering a shorter alkyl chain to provide less hydrophobic retention and improved basic peak shape over a traditional C18 phase. Like our C18, this general-purpose Restek C8 is suitable for a wide range of compounds from acidic through slightly basic.



Length	1.0 mm ID		2.1 mm ID		3.0 mm ID		4.6 mm ID	
	cat.#	cat.#	cat.#	cat.#	cat.#	cat.#	cat.#	cat.#
<b>5 <math>\mu\text{m}</math> Columns</b>								
30 mm	9513531	9513532	9513532	9513532	9513532	9513532	9513532	9513532
50 mm	9513551	9513552	9513552	9513552	9513552	9513552	9513552	9513552
100 mm	9513511	9513512	9513512	9513512	9513512	9513512	9513512	9513512
150 mm	9513561	9513562	9513562	9513562	9513562	9513562	9513562	9513562
200 mm	9513521	9513522	9513522	9513522	9513522	9513522	9513522	9513522
250 mm	9513571	9513572	9513572	9513572	9513572	9513572	9513572	9513572



### Column Characteristics:

particle size:	5 $\mu\text{m}$ , spherical
pore size:	300 Å
carbon load:	5%
end-cap:	yes
pH range:	2.5 to 8
temperature limit:	80 °C
USP phase code:	L7
phase category:	C8, octylsilane
ligand type:	monomeric C8

C8



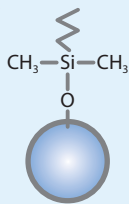
### Viva C4 Columns (USP L26)

#### Chromatographic Properties

Base-deactivated, wide-pore packing exhibits excellent peak shape for a wide range of compounds. Less retention in reversed-phase assays than Viva C18 or Viva C8.

#### Column Characteristics:

particle size:	5 μm, spherical
pore size:	300 Å
carbon load:	3.5%
end-cap:	yes
pH range:	2.5 to 8
temperature limit:	80 °C



C4

	1.0 mm ID	2.1 mm ID	3.0 mm ID	4.6 mm ID
Length	cat.#	cat.#	cat.#	cat.#
<b>5 μm Columns</b>				
30 mm	9512531	9512532	951253E	9512535
50 mm	9512551	9512552	951255E	9512555
100 mm	9512511	9512512	951251E	9512515
150 mm	9512561	9512562	951256E	9512565
200 mm	9512521	9512522	951252E	9512525
250 mm	9512571	9512572	951257E	9512575



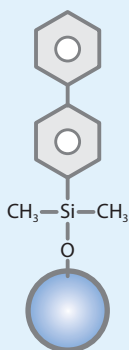
### Viva Biphenyl Columns (USP L11)

#### Chromatographic Properties

The Restek Biphenyl offers a greater degree of dispersion than conventional phenyls and a greater degree of polarizability than phenyl hexyls, creating higher selectivity and a greater range of usability. Because of these heightened interactions, this column shows substantial increases in retention—especially for dipolar, unsaturated, or conjugated solutes—and enhanced orthogonal selectivity when using methanol mobile phases. It is ideal for increasing sensitivity and selectivity in LC-MS analyses.

#### Column Characteristics:

particle size:	5 μm, spherical
pore size:	300 Å
carbon load:	7%
end-cap:	yes
pH range:	2.5 to 8
temperature limit:	80 °C
USP phase:	L11
phase category:	phenyl
ligand type:	unique Biphenyl



Biphenyl

	1.0 mm ID	2.1 mm ID	3.0 mm ID	4.6 mm ID
Length	cat.#	cat.#	cat.#	cat.#
<b>5 μm Columns</b>				
30 mm	9516531	9516532	951653E	9516535
50 mm	9516551	9516552	951655E	9516555
100 mm	9516511	9516512	951651E	9516515
150 mm	9516561	9516562	951656E	9516565
200 mm	9516521	9516522	951652E	9516525
250 mm	9516571	9516572	951657E	9516575



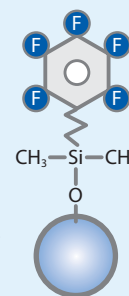
### Viva PFP Propyl Columns (USP L43)

#### Chromatographic Properties

The Restek PFP Propyl is a great choice for the retention and selectivity of charged bases, electronegative compounds, and amine-containing compounds. Unlike a conventional cyano column, however, the Restek PFP Propyl is much more amenable to LC-MS because it is more reliable and efficient with acidic mobile phases. This versatile column is also compatible with highly aqueous mobile phases and HILIC separations.

#### Column Characteristics:

particle size:	5 μm, spherical
pore size:	300 Å
carbon load:	5%
end-cap:	yes
pH range:	2.5 to 8
temperature limit:	80 °C
USP phase code:	L43
phase category:	fluorophenyl propyl
ligand type:	pentafluorophenyl propyl



PFP Propyl

	1.0 mm ID	2.1 mm ID	3.0 mm ID	4.6 mm ID
Length	cat.#	cat.#	cat.#	cat.#
<b>5 μm Columns</b>				
30 mm	9519531	9519532	951953E	9519535
50 mm	9519551	9519552	951955E	9519555
100 mm	9519511	9519512	951951E	9519515
150 mm	9519561	9519562	951956E	9519565
200 mm	9519521	9519522	951952E	9519525
250 mm	9519571	9519572	951957E	9519575

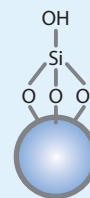


**Viva Silica Columns** (USP L3)

**Chromatographic Properties**

Base-deactivated spherical silica is useful for normal-phase or HILIC separations.

	1.0 mm ID	2.1 mm ID	3.0 mm ID	4.6 mm ID
Length	cat.#	cat.#	cat.#	cat.#
<b>5 μm Columns</b>				
30 mm	9510531	9510532	951053E	9510535
50 mm	9510551	9510552	951055E	9510555
100 mm	9510511	9510512	951051E	9510515
150 mm	9510561	9510562	951056E	9510565
200 mm	9510521	9510522	951052E	9510525
250 mm	9510571	9510572	951057E	9510575



Silica

**Column Characteristics:**

particle size:	5 μm, spherical
pore size:	300 Å
pH range:	2.5 to 8
temperature limit:	80 °C
USP phase code:	L3
phase category:	bare silica
ligand type:	none

# Choose Cost-Effective Restek LC Kits For Your Preventative Maintenance

- Significant savings over instrument manufacturer prices.
- High-quality components in every kit.
- Wide range of options for LC systems and pumps.

See **page 299** for Agilent-system kits or **page 307** for Waters-system kits.



[www.restek.com/LC-Maintenance](http://www.restek.com/LC-Maintenance)

## Application-Specific LC Phases



## Pinnacle® II PAH HPLC Columns

## Chromatographic Properties

Developed specifically for challenging analyses of polycyclic aromatic hydrocarbons (PAHs). The Pinnacle® II PAH stationary phase incorporates a proprietary C18 bonding that enables unique shape selectivity to baseline resolve all 16 PAHs listed in U.S. EPA Method 610 plus two other routinely analyzed PAH compounds. Every lot of Pinnacle® II PAH bonded phase material is tested to ensure baseline resolution of the Method 610 PAHs using a simple water/ acetonitrile mobile phase gradient. Further, because we make Pinnacle® II PAH columns using our own silica, we have greater control over quality and reproducibility. If you are analyzing PAHs using HPLC, Pinnacle® II PAH columns are a reliable, cost-effective choice.

## Column Characteristics:

particle size:	4 µm, spherical
pore size:	110 Å
end-cap:	no
pH range:	2.5 to 8
temperature limit:	80 °C

Length	2.1 mm ID	3.0 mm ID	4.6 mm ID
	cat.#	cat.#	cat.#
<b>4 µm Columns</b>			
50 mm	9219452	921945E	9219455
100 mm	9219412	921941E	9219415
150 mm	9219462	921946E	9219465
200 mm	9219422	921942E	9219425
250 mm	9219472	921947E	9219475

## Pinnacle® II PAH Guard Cartridges

Guard Cartridges	3-pk. (10 x 2.1 mm)	3-pk. (10 x 4.0 mm)
Pinnacle II PAH Guard Cartridge	921950212	921950210

## How can we help you today? Contact us...

customer service: **1-814-353-1300, ext. 3** | e-mail: [csreps@restek.com](mailto:csreps@restek.com)

technical service: **1-814-353-1300, ext. 4** | e-mail: [support@restek.com](mailto:support@restek.com)

sales representatives: **1-814-353-1300, ext. 3** | e-mail: [salesreps@restek.com](mailto:salesreps@restek.com)

## 4 ways to order:

1. CALL: 1-800-356-1688, ext. 3 or 1-814-353-1300, ext. 3 *Monday–Friday 8:00 a.m.–6:30 p.m. Eastern Time*
2. FAX: 1-814-353-1309 *24 hours a day*
3. ONLINE: [www.restek.com](http://www.restek.com) *24 hours a day*
4. E-MAIL: [csreps@restek.com](mailto:csreps@restek.com) *24 hours a day*

Outside the U.S.? Find a distributor at

[www.restek.com/distributor](http://www.restek.com/distributor)

## Pinnacle® DB PAH UHPLC Columns

## Chromatographic Properties

Specifically designed to resolve complex mixtures of polycyclic aromatic hydrocarbons (PAHs). Get complete resolution of all 16 EPA 610 PAHs plus two other routinely analyzed PAH compounds in less than five minutes to greatly reduce run times and increase sample throughput.

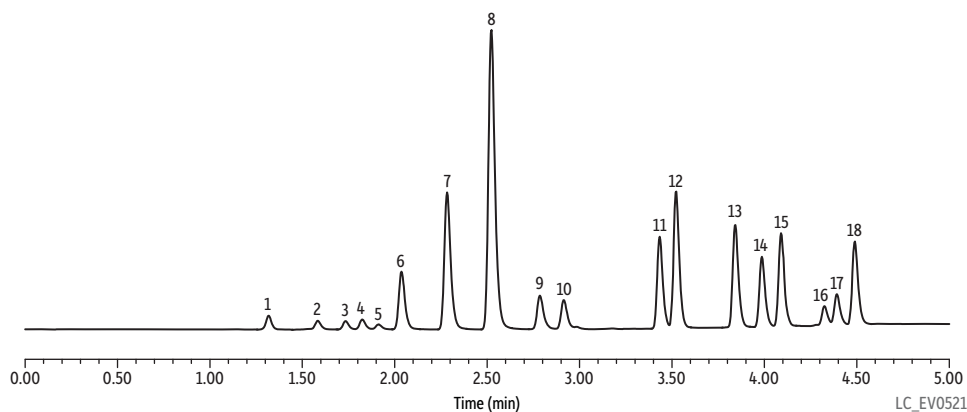


Length	2.1 mm ID cat.#
<b>1.9 µm Columns</b>	
30 mm	9470232
50 mm	9470252
100 mm	9470212

## Column Characteristics:

particle size:	1.9 µm, spherical
pore size:	140 Å
end-cap:	no
pH range:	2.5 to 8
temperature limit:	80 °C

## PAH Mix on Pinnacle® DB PAH



## Peaks

1. Naphthalene
2. Acenaphthylene
3. 1-Methylnaphthalene
4. 2-Methylnaphthalene
5. Acenaphthene
6. Fluorene
7. Phenanthrene
8. Anthracene
9. Fluoranthene
10. Pyrene
11. Benzo[a]anthracene
12. Chrysene
13. Benzo[b]fluoranthene
14. Benzo[k]fluoranthene
15. Benzo[a]pyrene
16. Dibenzo[a,h]anthracene
17. Benzo[ghi]perylene
18. Indeno[1,2,3-cd]pyrene

**Column** Pinnacle® DB PAH (cat.# 9470252)  
**Dimensions:** 50 mm x 2.1 mm ID  
**Particle Size:** 1.9 µm  
**Pore Size:** 140 Å  
**Temp.:** 30 °C  
**Sample** EPA Method 8310 PAH Mixture (cat.# 31841)  
**Diluent:** acetonitrile  
**Conc.:** 10 µg/mL  
**Inj. Vol.:** 1 µL  
**Mobile Phase**  
**A:** water  
**B:** acetonitrile

Time (min)	Flow (mL/min)	%A	%B
0	0.8	60	40
2	0.8	40	60
4	0.8	0	100
4.5	0.8	0	100
4.51	0.8	60	40
5	0.8	60	40

**Max Pressure:** 724 bar  
**Detector** Photo diode array @ 254, 4.8 nm  
**Instrument** Waters

**Column Characteristics:**

particle size:	5 µm, spherical
pore size:	60 Å
end-cap:	yes
pH range:	2.5 to 8
temperature limit:	80 °C

**Allure® AK Columns**

**Chromatographic Properties**

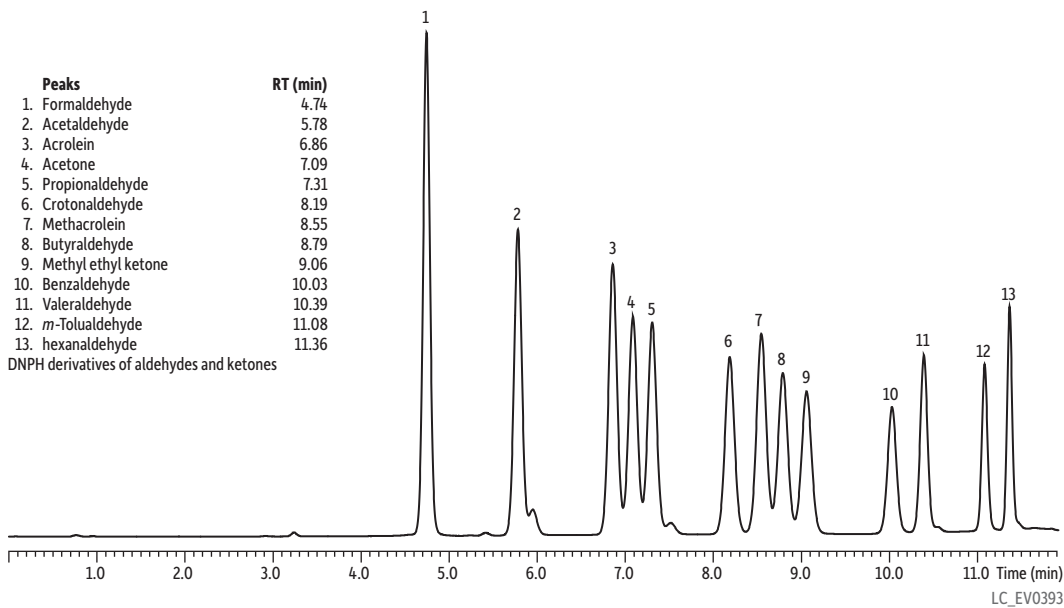
This highly retentive, highly selective phase—unique to Restek—was developed specifically for the analysis of aldehydes and ketones as DNPH derivatives. Allure® AK is a reversed-phase HPLC material that has the unique ability to separate all 13 carbonyl compounds specified in California Air Resources Board (CARB) Method #1004, using a simple acetonitrile/water gradient. Other columns require long analysis times or the use of tetrahydrofuran.

Length	3.2 mm ID cat.#	4.6 mm ID cat.#
<b>5 µm Columns with Trident Integral Inlet Fittings</b>		
200 mm	9159523-700	9159525-700

**Allure® AK Guard Cartridge**

Guard Cartridges	3-pk. (10 x 4.0 mm)
Allure AK Guard Cartridge	915950210

**Carbonyls by CARB Method 1004 on Allure® AK**



**Column** Allure® AK (cat.# 9159525-700)  
**Dimensions:** 200 mm x 4.6 mm ID  
**Particle Size:** 5 µm  
**Pore Size:** 60 Å  
**Temp.:** 30 °C  
**Sample** dinitrophenylhydrazine (DNPH) derivatives of aldehydes/ketones  
**Diluent:** acetonitrile  
**Conc.:** 3 µg/mL each analyte, as aldehyde/ketone  
**Inj. Vol.:** 10 µL  
**Mobile Phase**  
**A:** water  
**B:** acetonitrile

Time (min)	%B
0	60
8	70
10	100

**Flow:** 1.5 mL/min  
**Detector** UV/Vis @ 360 nm



## Allure® Organic Acids Columns

### Chromatographic Properties

Allure® Organic Acids columns provide enhanced retention and selectivity for polar organic acids, allowing the separation to be performed on a single 30 cm column. An Allure® Organic Acids column effectively resolves key organic acids such as tartaric and quinic acids using the chromatographic conditions specified in AOAC method 986.13. Retention is stable and reproducible, even with the 100% aqueous mobile phase specified in the AOAC method.

Length	3.0 mm ID		4.6 mm ID	
	cat.#		cat.#	
<b>5 µm Column</b>				
150 mm		916556E		9165565
250 mm				9165575
300 mm				9165585

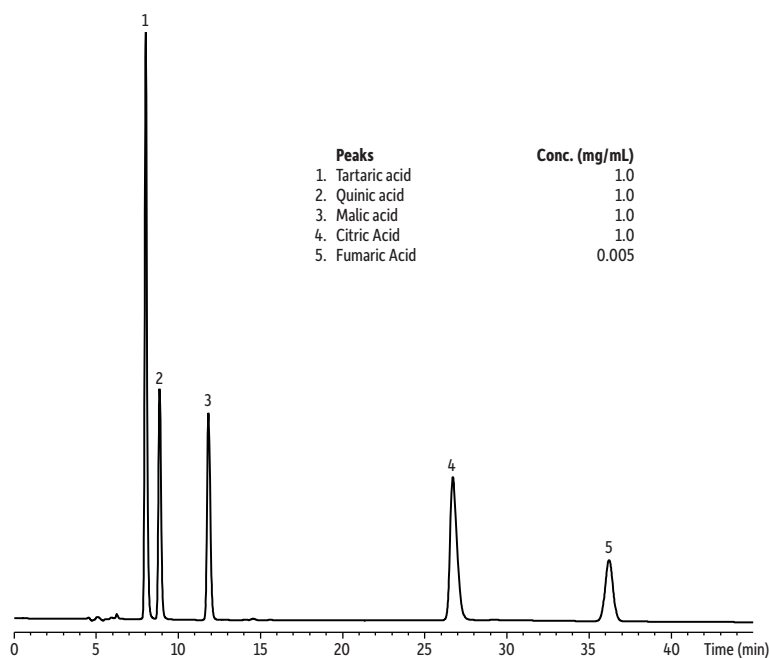
### Column Characteristics:

particle size:	5 µm, spherical
pore size:	60 Å
end-cap:	no
pH range:	2.5 to 8
temperature limit:	80 °C

## Allure® Organic Acids Guard Cartridges

Guard Cartridges	3-pk.	
	(10 x 2.1 mm)	(10 x 4.0 mm)
Allure Organic Acids Guard Cartridge	916550212	916550210

### Organic Acids on Allure® Organic Acids



LC\_0238

**Column** Allure® Organic Acids (cat.# 9165585)  
**Dimensions:** 300 mm x 4.6 mm ID  
**Particle Size:** 5 µm  
**Pore Size:** 60 Å  
**Temp.:** ambient  
**Sample** standard solution  
**Diluent:** water  
**Inj. Vol.:** 10.0 µL  
**Mobile Phase** 100 mM phosphate buffer, pH 2.5  
**Flow:** 0.5 mL/min  
**Detector** UV/Vis @ 226 nm

**Column Characteristics:**

particle size:	3 µm or 5 µm, spherical
pore size:	100 Å
pH range:	2.5 to 8
temperature limit:	80 °C

**Ultra Carbamate Columns****Chromatographic Properties**

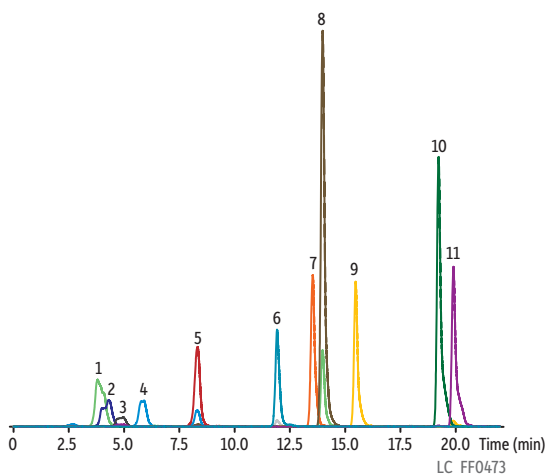
Restek chemists developed the Ultra Carbamate column specifically for carbamates analysis. The unique packing separates 10 target carbamates in just over 10 minutes. The column is compatible with fluorescence or LC-MS detection.\* An Ultra Carbamate column can process as many as three samples per hour, versus less than two samples per hour on a general-purpose C18 column. In addition to increased sample throughput, this much faster analysis will significantly reduce solvent usage—and the costs of disposing of solvent waste.

Length	1.0 mm ID	2.1 mm ID	3.0 mm ID	4.0 mm ID	4.6 mm ID
	cat.#	cat.#	cat.#	cat.#	cat.#
<b>3 µm Columns</b>					
50 mm	9177351	9177352	917735E	9177354	9177355
100 mm	9177311	9177312	917731E		9177315
<b>5 µm Columns</b>					
250 mm					9177575

\*For post-column derivatization/fluorescence detection applications using a 4.6 mm ID column, the total system dead volume, including the post-column reactor, must be less than 650 µL. For standard post-column reactor systems, we recommend a 250 mm x 4.6 mm, 5 µm column. Contact Restek Technical Service or your local Restek representative for more information.

**Ultra Carbamate Guard Cartridges**

Guard Cartridges	3-pk. (10 x 2.1 mm)	3-pk. (10 x 4.0 mm)
Ultra Carbamate Guard Cartridge	917750212	917750210

**Carbamates on Ultra Carbamate****Peaks**

1. Aldicarb sulfone
2. Aldicarb sulfoxide
3. Oxamyl
4. Methomyl
5. 3-Hydroxycarbofuran
6. Aldicarb
7. Propoxur
8. Carbofuran
9. Carbaryl
10. Methiocarb
11. BDMC (IS)

<b>Column</b>	Ultra Carbamate (cat.# 9177352)
<b>Dimensions:</b>	50 mm x 2.1 mm ID
<b>Particle Size:</b>	3 µm
<b>Pore Size:</b>	100 Å
<b>Temp.:</b>	ambient
<b>Sample</b>	531.1 Carbamate Pesticide Calibration Mixture (cat.# 32273) 4-bromo-3,5-dimethylphenyl-N-methylcarbamate (BDMC) (cat.# 32274)
<b>Diluent:</b>	methanol
<b>Conc.:</b>	50 µg/mL
<b>Inj. Vol.:</b>	1 µL
<b>Mobile Phase</b>	
A:	2 mM ammonium acetate:methanol (v/v, 90/10)
B:	2 mM ammonium acetate:methanol (v/v, 10/90)

Time (min)	%A	%B
0.00	80	20
20	0	100
25	0	100

<b>Flow:</b>	0.2 mL/min
<b>Detector</b>	LECO Unique® TOFMS
<b>Run Length:</b>	25 min
<b>Ionization Source Type:</b>	high flow ESI
<b>Ion Mode:</b>	positive
<b>Desolvation Temp.:</b>	130 °C
<b>Nebulizing Pressure:</b>	100 kPa
<b>Desolvation Gas (N2):</b>	4 L/min
<b>Interface Temp.:</b>	120 °C
<b>Nozzle Voltage:</b>	62 V
<b>Capillary Voltage:</b>	2.75 kV
<b>Instrument</b>	Agilent 1100
<b>Acknowledgement</b>	LECO Corporation

## Ultra Quat Columns

## Chromatographic Properties

A retentive, high-purity, base-deactivated, reversed-phase packing. Ideal for the analysis of paraquat and diquat or other quaternary amines.

Length	2.1 mm ID		4.6 mm ID	
	cat.#		cat.#	
<b>3 <math>\mu</math>m Column</b>				
50 mm	9181352			
<b>5 <math>\mu</math>m Column</b>				
150 mm			9181565	

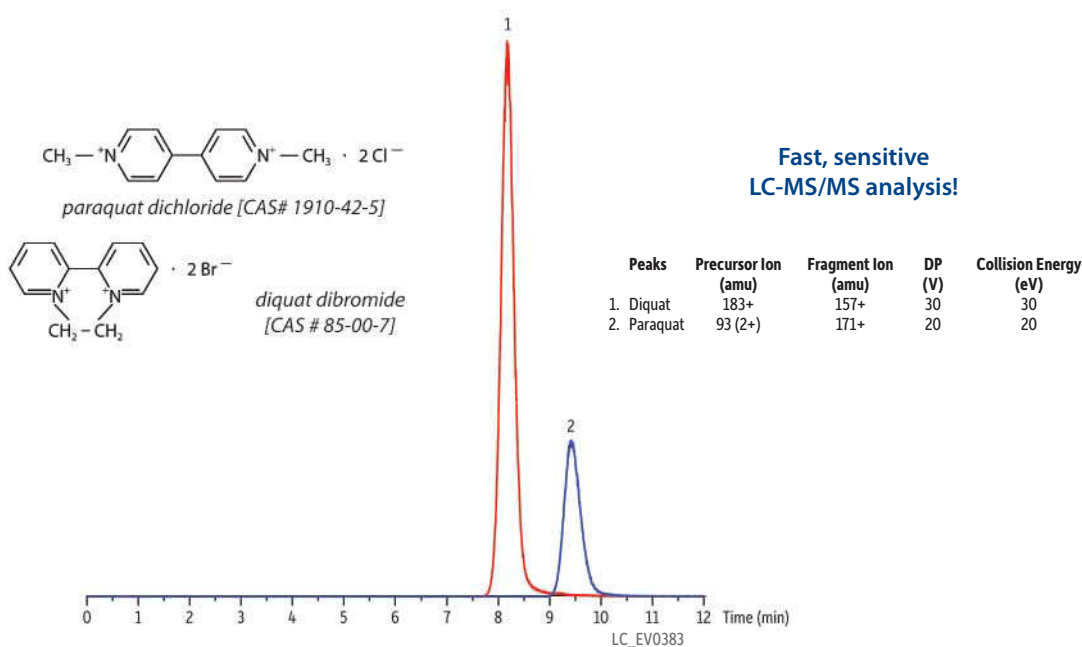
## Column Characteristics:

particle size:	3 $\mu$ m or 5 $\mu$ m, spherical
pore size:	100 Å
pH range:	2.5 to 8
temperature limit:	80 °C

## Ultra Quat Guard Cartridges

Guard Cartridges	3-pk.	
	(10 x 2.1 mm)	(10 x 4.0 mm)
Ultra Quat Guard Cartridge	918150212	918150210


## Paraquat and Diquat on Ultra Quat



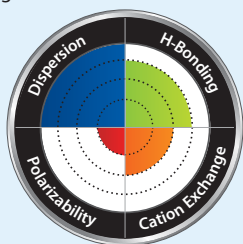
<b>Column</b>	Ultra Quat (cat.# 9181352)
Dimensions:	50 mm x 2.1 mm ID
Particle Size:	3 $\mu$ m
Pore Size:	100 Å
Temp.:	ambient
<b>Sample</b>	
Diluent:	DI Water
Conc.:	5 $\mu$ g/mL each component
Inj. Vol.:	10 $\mu$ L
<b>Mobile Phase</b>	10 mM heptafluorobutyric acid:acetonitrile (95:5)
Flow:	0.3 mL/min
<b>Detector</b>	Applied Biosystems/MDS Sciex LC-MS/MS
Model #:	API 3200™ MS/MS system
Ion Source:	Electrospray
Ion Mode:	ESI+
Ion Spray Voltage:	5.5 kV
Curtain Gas:	15 psi (103.4 kPa)
Gas 1:	70 psi (482.6 kPa)
Gas 2:	60 psi (413.7 kPa)
Source Temp.:	600 °C
Mode:	MRM
Dwell Time:	200 ms
<b>Instrument</b>	Applied Biosystems/MDS Sciex LC-MS/MS System
<b>Notes</b>	Collision exit potential: 3V Q1/Q3: unit resolution
<b>Acknowledgement</b>	Data courtesy of Houssain El Aribi, Ph.D., LC/MS Product and Application Specialist, MDS SCIEX, 71 Four Valley Drive, Concord, Ontario, Canada, L4K 4V8

**Column Characteristics:**

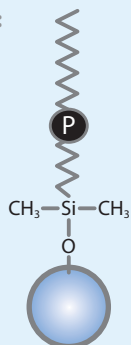
particle size:	5 µm, spherical
pore size:	100 Å
carbon load:	15%
end-cap:	no
pH range:	2.5 to 8
temperature limit:	80 °C
USP phase code:	L1
phase category:	modified C18
ligand type:	proprietary polar modified and functionally bonded C18

**Aqueous C18****USLC® Column Interaction Profile**

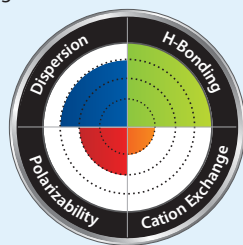
(See page 138 for more information.)

**Column Characteristics:**

particle size:	5 µm, spherical
pore size:	100 Å
carbon load:	12%
end-cap:	no
pH range:	2.5 to 8
temperature limit:	80 °C
USP phase code:	L68
phase category:	polar-embedded alkyl
ligand type:	proprietary polar functional embedded alkyl

**IBD****USLC® Column Interaction Profile**

(See page 138 for more information.)



## Ultra Preparative Columns

Using Restek Ultra columns for preparative applications can save you time, solvents, and money. By utilizing the right phase for your prep analysis, you can make sure your peaks are resolved and your compounds are pure. The Ultra line has high loading and features high-purity silica.

### USLC® Phases for Preparative HPLC

#### Ultra Aqueous C18 HPLC Prep Columns

**Chromatographic Properties**

The Restek Aqueous C18 is a rugged, reversed-phase column with a well-balanced retention profile. It can effectively retain more types of solutes than a conventional C18 and is ideal for multi-component LC-MS analyses. The general-purpose Aqueous C18 boasts high reproducibility and compatibility with many mobile phase conditions—even 100% aqueous and acidic. And when used with a gradient, it eliminates the all-too-common issue of multiple compounds eluting near the column void time.

	10 mm ID	21.2 mm ID	30 mm ID
Length	cat.#	cat.#	cat.#
<b>5 µm Columns</b>			
50 mm	9178557	9178558	9178559
100 mm	9178517	9178518	9178519
150 mm	9178567	9178568	9178569
250 mm	9178577	9178578	9178579

#### Ultra IBD HPLC Prep Columns

**Chromatographic Properties**

The Restek IBD is a polar-embedded column that acts as a strong hydrogen bonder and may be the most versatile column available today. With a unique polar group, this column is very retentive and selective for acids. It also provides symmetrical peak shape for strong bases. Restek's IBD is compatible with 100% aqueous mobile phases and can be used under reversed-phase or HILIC conditions to retain very polar, ionic compounds in highly organic mobile phases.

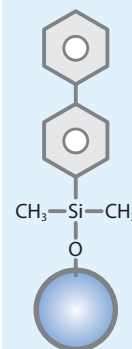
	10 mm ID	21.2 mm ID	30 mm ID
Length	cat.#	cat.#	cat.#
<b>5 µm Columns</b>			
50 mm	9175557	9175558	9175559
100 mm	9175517	9175518	9175519
150 mm	9175567	9175568	9175569
250 mm	9175577	9175578	9175579

## Ultra Biphenyl Prep Columns

### Chromatographic Properties

The Restek Biphenyl offers a greater degree of dispersion than conventional phenyls and a greater degree of polarizability than phenyl hexyls, creating higher selectivity and a greater range of usability. Because of these heightened interactions, this column shows substantial increases in retention—especially for dipolar, unsaturated, or conjugated solutes—and enhanced orthogonal selectivity when using methanol mobile phases. It is ideal for increasing sensitivity and selectivity in LC-MS analyses.

Length	10 mm ID	21.2 mm ID	30 mm ID
	cat.#	cat.#	cat.#
<b>5 <math>\mu</math>m Columns</b>			
50 mm	9109557	9109558	9109559
100 mm	9109517	9109518	9109519
150 mm	9109567	9109568	9109569
250 mm	9109577	9109578	9109579

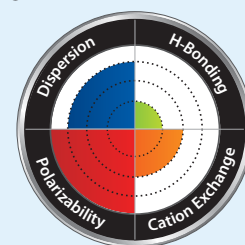


### Column Characteristics:

particle size:	5 $\mu$ m, spherical
pore size:	100 Å
carbon load:	15%
end-cap:	yes
pH range:	2.5 to 8
temperature limit:	80 °C
USP phase:	L11
phase category:	phenyl
ligand type:	unique Biphenyl

Biphenyl

USLC® Column Interaction Profile  
(See page 138 for more information.)

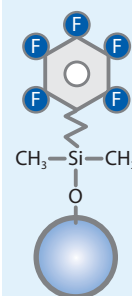


## Ultra PFP Propyl Prep Columns

### Chromatographic Properties

The Restek PFP Propyl is a great choice for the retention and selectivity of charged bases, electronegative compounds, and amine-containing compounds. Unlike a conventional cyano column, however, the Restek PFP Propyl is much more amenable to LC-MS because it is more reliable and efficient with acidic mobile phases. This versatile column is also compatible with highly aqueous mobile phases and HILIC separations.

Length	10 mm ID	21.2 mm ID	30 mm ID
	cat.#	cat.#	cat.#
<b>5 <math>\mu</math>m Columns</b>			
50 mm	9179557	9179558	9179559
100 mm	9179517	9179518	9179519
150 mm	9179567	9179568	9179569
250 mm	9179577	9179578	9179579

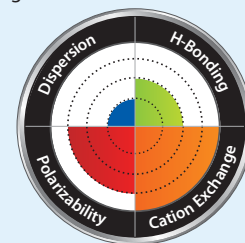


### Column Characteristics:

particle size:	5 $\mu$ m, spherical
pore size:	100 Å
carbon load:	11%
end-cap:	yes
pH range:	2.5 to 8
temperature limit:	80 °C
USP phase code:	L43
phase category:	fluorophenyl propyl
ligand type:	pentafluorophenyl propyl

PFP Propyl

USLC® Column Interaction Profile  
(See page 138 for more information.)



## Before You Buy a Prep Column...

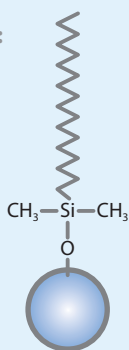
**PLEASE NOTE:** We strongly recommend ordering a semi-prep or prep column only after evaluating the desired separation on an equivalent analytical-scale column. Because we cannot re-use a column or the silica it contains once it has left our facility, we cannot accept returns of large-scale columns.

## Traditional Phases for Preparative HPLC

### Column Characteristics:

particle size:	5 µm, spherical
pore size:	100 Å
carbon load:	20%
end-cap:	yes
pH range:	2.5 to 8
temperature limit:	80 °C
USP phase code:	L1
phase category:	C18, octadecylsilane
ligand type:	monomeric C18

C18



### Ultra C18 HPLC Prep Columns

#### Chromatographic Properties

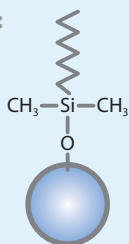
The general-purpose Restek C18 is a conventional monomeric octadecylsilane column suitable for analyses of a wide range of compounds from acidic through slightly basic.

	10 mm ID	21.2 mm ID	30 mm ID
Length	cat.#	cat.#	cat.#
<b>5 µm Columns</b>			
50 mm	9174557	9174558	9174559
100 mm	9174517	9174518	9174519
150 mm	9174567	9174568	9174569
250 mm	9174577	9174578	9174579

### Column Characteristics:

particle size:	5 µm, spherical
pore size:	100 Å
carbon load:	12%
end-cap:	yes
pH range:	2.5 to 8
temperature limit:	80 °C
USP phase code:	L7
phase category:	C8, octylsilane
ligand type:	monomeric C8

C8



### Ultra C8 HPLC Prep Columns

#### Chromatographic Properties

Our C8 is a conventional monomeric octylsilane column offering a shorter alkyl chain to provide less hydrophobic retention and improved basic peak shape over a traditional C18 phase. Like our C18, this general-purpose Restek C8 is suitable for a wide range of compounds from acidic through slightly basic.

	10 mm ID	21.2 mm ID	30 mm ID
Length	cat.#	cat.#	cat.#
<b>5 µm Columns</b>			
50 mm	9103557	9103558	9103559
100 mm	9103517	9103518	9103519
150 mm	9103567	9103568	9103569
250 mm	9103577	9103578	9103579



## Before You Buy a Prep Column...

**PLEASE NOTE:** We strongly recommend ordering a semi-prep or prep column only after evaluating the desired separation on an equivalent analytical-scale column. Because we cannot re-use a column or the silica it contains once it has left our facility, we cannot accept returns of large-scale columns.

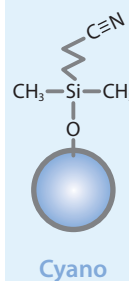


## Ultra Cyano HPLC Prep Columns

### Chromatographic Properties

The Restek Cyano is a traditional monomeric cyanopropylsilane that is recommended for assays where alternate selectivity, or confirmation, to a C18 or C8 column is desired. It can be used in normal-phase, reversed-phase (best with mobile phase pH between 5 and 7), and HILIC modes. It is an excellent choice for the analysis of protonated bases.

Length	10 mm ID	21.2 mm ID	30 mm ID
	cat.#	cat.#	cat.#
<b>5 <math>\mu</math>m Columns</b>			
50 mm	9106557	9106558	9106559
100 mm	9106517	9106518	9106519
150 mm	9106567	9106568	9106569
250 mm	9106577	9106578	9106579



### Column Characteristics:

particle size:	5 $\mu$ m, spherical
pore size:	100 Å
carbon load:	8%
end-cap:	yes
pH range:	2.5 to 8
temperature limit:	80 °C
USP phase code:	L10
phase category:	cyano
ligand type:	cyanopropylsilane

## Ultra Silica HPLC Prep Columns

### Chromatographic Properties

Base-deactivated spherical silica is useful for normal-phase or HILIC separations.

Length	10 mm ID	21.2 mm ID	30 mm ID
	cat.#	cat.#	cat.#
<b>5 <math>\mu</math>m Columns</b>			
50 mm	9100557	9100558	9100559
100 mm	9100517	9100518	9100519
150 mm	9100567	9100568	9100569
250 mm	9100577	9100578	9100579



### Column Characteristics:

particle size:	5 $\mu$ m, spherical
pore size:	100 Å
end-cap:	no
pH range:	2.5 to 8
temperature limit:	80 °C
USP phase code:	L3
phase category:	bare silica
ligand type:	none

## Ultra Bulk Packing Materials (5 $\mu$ m)

Use our bulk packing materials to pack your own columns!

- Prepare your own columns in conventional or custom dimensions.
- Consistent, high-quality materials.

Our extensive QC program ensures the high quality and reproducibility of these silicas. You can be confident that you are getting consistent, high-quality product when you source your silica from Restek.

Use these materials for easy scale-up to preparative chromatography or for packing your own columns.

Description	qty.	cat.#
<b>5 <math>\mu</math>m Ultra Bulk Packing Materials</b>		
Ultra C1 Bulk Packing	10 g/btl.	91015
Ultra C4 Bulk Packing	10 g/btl.	91025
Ultra C8 Bulk Packing	10 g/btl.	91035
Ultra C18 Bulk Packing	10 g/btl.	91745
Ultra Amino Bulk Packing	10 g/btl.	91075
Ultra Cyano Bulk Packing	10 g/btl.	91065
Ultra Silica Bulk Packing	10 g/btl.	91005





### also available

Other stationary phases and particle sizes are also available in bulk; call Customer Service or your local Restek representative for details.

# Protect Your Column and Your UHPLC Performance With UltraShield and UltraLine UHPLC Filters

A cost-effective way to extend the lifetime of any UHPLC column without sacrificing your UHPLC performance on any LC system

Use with any UHPLC system



## UltraShield UHPLC PreColumn Filter

- Cost-effective protection for UHPLC systems.
- Reliable way to extend column lifetime.
- Universal fit—connects easily to any brand column.
- Leak-tight to 15,000 psi (1,034 bar).
- 0.5 µm titanium filter in stainless steel body with PEEK ferrule.

### Specifications:

Inlet/Outlet:	Female/Male 10-32
Port Geometry:	Parker (1/16 CPI)
Material:	Stainless steel, PEEK ferrule
Filter:	0.5 µm titanium
Pressure Rating:	15,000 psig (1,034 bar)
Wrench Flat:	5/16"

Description	qty.	cat.#
UltraShield UHPLC PreColumn Filter	ea.	24995
UltraShield UHPLC PreColumn Filter	5-pk.	24996
UltraShield UHPLC PreColumn Filter	10-pk.	24997

## UltraLine UHPLC In-Line Filter

- In-line design installs easily with standard fittings.
- Cost-effective protection for UHPLC systems.
- Reliable way to extend column lifetime.
- Leak-tight to 15,000 psi (1,034 bar).
- Replaceable 0.5 µm stainless steel filter in stainless steel body.

### Specifications:

Inlet/Outlet:	Female/Female 10-32
Port Geometry:	Parker (1/16 CPI)
Material:	Stainless steel housing
Filter:	0.5 µm stainless steel, 0.125" W x 0.062" T, 5 µL volume
Pressure Rating:	15,000 psig (1,034 bar)
Wrench Flat:	3/8"

Description	qty.	cat.#
UltraLine UHPLC In-Line Filter (In-Line Assembly with Filter)	ea.	24993
UltraLine Replacement Filters	5-pk.	24994

**Trident Direct Guard Cartridge System** Easy to Use, Low Dead Volume—  
The Ultimate Combination of Convenience and Column Protection

Unlike “one size fits all” guard systems, the Trident direct system gives you the power to select the right level of protection for your analysis. The system offers three levels of protection and guard cartridges in four dimensions, with a variety of bonded phases to match your analytical column. The economical, leak-free cartridge design provides an unprecedented combination of convenience, economy, and reliability. The foundation of the Trident direct system is a reusable direct connect holder that easily attaches to any HPLC column using CPI- or Waters-style end fittings.\* The system is available in configurations to match different protection levels: in-line filter, in-line filter with holder for 10 mm guard cartridge. The guard cartridges are available in 2.1 and 4.0 mm ID and are interchangeable within the appropriate length holder.



25082

Protection against particulate matter.



25084

Protection against particulate matter and moderate protection against irreversibly adsorbed compounds.

Description	qty.	cat.#
High-pressure filter	ea.	25082
10 mm guard cartridge holder without filter	ea.	25083
10 mm guard cartridge holder with filter	ea.	25084
PEEK tip for Waters-style end fittings	ea.	25088
PEEK tip for standard fittings	ea.	25087

\*The standard PEEK tip in Trident direct systems is compatible with Parker, Upchurch Scientific, Valco, and other CPI-style fittings. To use Trident direct systems with Waters-style end fittings, replace the tip with cat.# 25088.

**Trident direct 10 mm guard cartridge holder with filter**

**Components**

XF Fitting    XG-XF Fitting    Guard Cartridge    PEEK Tip

Cap Frit

**Assembled**

**Installed onto column**


**Double the Protection With Cap Frits!**

**Replacement Cap Frits**

Replacement guard cartridges can cost as much as an analytical column, so why not protect them, too? The removable cap frit in a Trident direct helps prevent clogged cartridges to extend the life of your column, your cartridge, and your budget!

Description	ID	Porosity	qty.	cat.#
Replacement Cap Frits	4 mm	2.0 µm	5-pk.	25022
Replacement Cap Frits	4 mm	0.5 µm	5-pk.	25023
Replacement Cap Frits	2 mm	2.0 µm	5-pk.	25057
Replacement Cap Frits	2 mm	0.5 µm	5-pk.	25990






**Trident HPLC In-Line Guard Cartridge Holders**

A Trident in-line guard cartridge holder can be used with almost any HPLC column by connecting it with a short piece of 1/16" tubing, appropriate nuts and ferrules, or finger-tight fittings. The system can be used with Restek columns, or with columns from other manufacturers. Holders are available for either 10 mm or 20 mm guard cartridges. Either size can be purchased with or without a prefilter, which provides added protection against the particles that can shorten the lifetime of the guard cartridge.



Description	qty.	cat.#
Holder for 10 mm guard cartridge	ea.	25021
Holder with filter for 10 mm guard cartridge	ea.	25040
Frit-Type In-Line Filter, 2.0 µm	ea.	25041

For HPLC tubing, visit [www.restek.com/lcacc](http://www.restek.com/lcacc)



**EXP® Reusable Fittings for HPLC & UHPLC** for 10-32 fittings and 1/16" tubing  
EXP® Hand-Tight Coupler

Description	qty.	cat.#
EXP Hand-Tight Coupler (2 Nuts, 2 Ferrules, 1/16" x 0.005" ID Tubing)	ea.	25940

Hybrid Ferrule U.S. Patent No. 8201854, Optimize Technologies. Optimize Technologies EXP Holders are Patent Pending. Other U.S. and Foreign Patents Pending. The Opti- prefix is a registered trademark of Optimize Technologies, Inc.

**also available**

**Our entire EXP® fitting selection.**

See page 313.



**Double the Protection With Cap Frits!**

**Replacement Cap Frits**

Replacement guard cartridges can cost as much as an analytical column, so why not protect them, too? The removable cap frit in a Trident direct helps prevent clogged cartridges to extend the life of your column, your cartridge, and your budget!



Description	ID	Porosity	qty.	cat.#
Replacement Cap Frits	4 mm	2.0 µm	5-pk.	25022
Replacement Cap Frits	4 mm	0.5 µm	5-pk.	25023
Replacement Cap Frits	2 mm	2.0 µm	5-pk.	25057
Replacement Cap Frits	2 mm	0.5 µm	5-pk.	25990

### Trident HPLC Guard Cartridges

Description	3-pk. (10 x 2.1 mm)	3-pk. (10 x 4.0 mm)
<b>Pinnacle DB Guard Cartridges</b>		
Pinnacle DB C18 Guard Cartridge	941450212	941450210
Pinnacle DB C8 Guard Cartridge	941350212	941350210
Pinnacle DB Aqueous C18 Guard Cartridge	941850212	941850210
Pinnacle DB Biphenyl Guard Cartridge	940950212	940950210
Pinnacle DB PFP Propyl Guard Cartridge	941950212	941950210
Pinnacle DB Cyano Guard Cartridge	941650212	941650210
Pinnacle DB Silica Guard Cartridge	941050212	941050210
<b>Ultra Guard Cartridges</b>		
Ultra C18 Guard Cartridge	917450212	917450210
Ultra C8 Guard Cartridge	910350212	910350210
Ultra C4 Guard Cartridge	910250212	910250210
Ultra C1 Guard Cartridge	910150212	910150210
Ultra Aromax Guard Cartridge	912750212	912750210
Ultra Aqueous C18 Guard Cartridge	917850212	917850210
Ultra Biphenyl Guard Cartridge	910950212	910950210
Ultra IBD Guard Cartridge	917550212	917550210
Ultra PFP Guard Cartridge	917650212	917650210
Ultra Cyano Guard Cartridge	910650212	910650210
Ultra Amino Guard Cartridge	910750212	910750210
Ultra Silica Guard Cartridge	910050212	910050210
<b>Viva Guard Cartridges</b>		
Viva C18 Guard Cartridge	951450212	951450210
Viva C8 Guard Cartridge	951350212	951350210
Viva C4 Guard Cartridge	951250212	951250210
Viva Biphenyl Guard Cartridge	951650212	951650210
Viva PFP Propyl Guard Cartridge	951950212	951950210
Viva Silica Guard Cartridge	951050212	951050210



Guard Cartridge




**RESTEK**  **USLC**<sup>®</sup>  
Ultra Selective Liquid Chromatography

*Choose Columns Fast.  
Develop Methods Faster.*

See **pages 137–139.**

[www.restek.com/uslc](http://www.restek.com/uslc)









# Supplies & Accessories

## GC Accessories

### Inlet Liners

Sky® Inlet Liners.....	175–184
Other Deactivations and Inlet Liners.....	185–197
Inlet Liner Accessories.....	198–199

### Instrument Supplies

Leak Detector.....	201
Flowmeter.....	202–203
Supplies.....	203
Septa.....	204
Ferrules.....	205–207
Connectors.....	208–214
Supplies for Agilent GCs.....	215–238
Supplies For APEX Injectors.....	239
Supplies for ATAS Injectors.....	239
Supplies For Bruker/Varian GCs.....	240–242
Supplies For PerkinElmer GCs.....	243–244
Supplies For Shimadzu GCs.....	245–246
Supplies For Thermo Scientific GCs.....	247–251
Packed Column Inlet Conversion.....	252–254
Dual Column Analysis.....	254–255
ELCD Supplies.....	256
Purge & Trap Supplies.....	256
PID Lamps.....	256
Tools.....	257–263

### Gas Management

Gas Purification Essentials.....	265
Gas Management System.....	266
Leak Detector.....	266
Super-Clean Gas Filters.....	267–270
Gas Traps.....	271–272
Gas Management Supplies.....	273
Gas Generators.....	274–278
Gas Regulators.....	279–281
Gas Regulator Accessories.....	282

Gas Pressure System Accessories.....	283–284
Fittings.....	285–289
Tubing.....	290–293
Gas Valves.....	294
VCO Fittings.....	294
Installation Tools.....	295
Tubing Tools.....	296–297
Fitting Tools.....	297

## LC Accessories

### Instrument Replacement Parts

For Agilent HPLC Systems.....	299–302
For PerkinElmer HPLC Systems.....	303
For Shimadzu HPLC Systems.....	304–305
For Thermo HPLC Systems.....	306
For Waters HPLC & ACQUITY UPLC® Systems.....	307–312
Fittings.....	313
Connectors.....	314
Tubing.....	315
Flow Splitters & Lab Organizers.....	316
Tools & Maintenance.....	317

### Mobile Phase Accessories

Bottle Tops.....	318
Filters.....	319–320
Dampeners.....	320
Mixers.....	321
Degassers.....	322
Column Heaters.....	323
Valves & Backpressure Regulators.....	324
LC-MS Generators & Traps.....	325
Syringes.....	326–328
Column Hardware.....	329

# GC Accessories

## Inlet Liners

### Sky® Inlet Liners ..... 175–184

Overview ..... 175–178

For Agilent GCs ..... 179–180

For Bruker/Varian GCs ..... 181

For PerkinElmer GCs ..... 182

For Shimadzu GCs ..... 183

For Thermo Scientific GCs ..... 184

### Other Deactivations ..... 185–197

For Agilent GCs ..... 186–188

For APEX GCs ..... 189

For ATAS Injectors ..... 189


For Bruker/Varian GCs ..... 190–191

For PerkinElmer GCs ..... 192–193

For Shimadzu GCs ..... 194–195

For Thermo Scientific GCs ..... 196–197

### Inlet Liner Accessories ..... 198–199



# Sky<sup>®</sup> Inlet Liners

Patent pending

## True Blue Performance

- Increase accuracy and reproducibility with state-of-the-art deactivation.
- Achieve lower detection limits for a wide range of active compounds.
- Use wool with confidence—quartz wool is deactivated after packing, preventing the loss of sensitive analytes.

Sky<sup>®</sup> liners give you the inertness you need for more accurate trace-level results.

When faced with complex choices, simple solutions stand out. Sky<sup>®</sup> inlet liners from Restek use a comprehensive, state-of-the-art deactivation and are the only blue liners on the market—making them an easy-to-recognize solution to common inlet problems.



The innovative deactivation used for Sky<sup>®</sup> liners results in exceptional inertness for a wide range of analyte chemistries. By reducing active sites and enhancing analyte transfer to the column, these liners increase accuracy and precision, allowing lower detection limits for many active compounds. In addition to improved data quality, you'll benefit from fewer liner changes and less downtime for maintenance.

Selecting the right liner for your application can be a challenging task. Sky<sup>®</sup> inlet liners make the choice simple; the comprehensive deactivation, distinctive color, and availability in popular configurations mean Sky<sup>®</sup> liners are the best choice for optimizing chromatographic performance. Regardless of your application, Sky<sup>®</sup> liners provide reliable inertness and assured performance, day-after-day and analysis-after-analysis.

## The Story Behind Sky<sup>®</sup> Liners

For over 25 years, Restek's vision has been to be the company chromatographers trust. This philosophy is the cornerstone of our business, and it's the reason our chemists and engineers are dedicated to developing innovative, best-in-class products like Sky<sup>®</sup> liners. As chromatographers, we understand your needs and strive to develop and deliver products that make your life easier.

With Sky<sup>®</sup> liners, our goal was to create a state-of-the-art deactivation that provides superior performance. But why did we make them blue? Restek has always been associated with the color blue; to us, it signifies strength, innovation, and excellence. We made Sky<sup>®</sup> liners blue because it represents the technological advancements and unmatched quality that define Restek products. Choose blue—the best choice for dependable results.

## Simple Solutions:

### Inert Sky® Inlet Liners Improve Accuracy and Precision for a Wide Range of Analytes

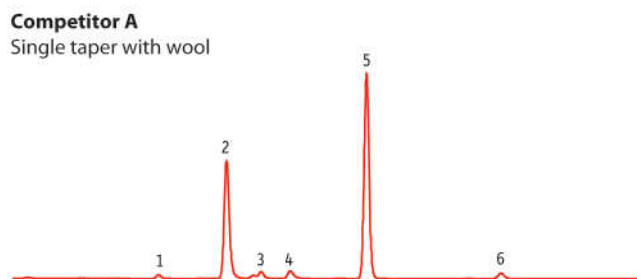
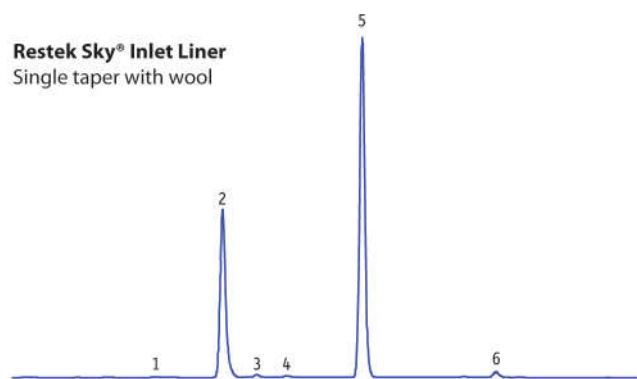
Many chromatographic problems, such as poor response and missing or tailing peaks, are caused by activity in the inlet liner. These effects complicate quantification and can be particularly problematic for sensitive analytes. Sky® inlet liners from Restek offer exceptional inertness, ensuring enhanced transfer of analytes to the column, good response, and highly symmetric peaks. The inertness of these liners is due to a state-of-the-art deactivation process that completely passivates the liner and wool so that they are inert to a wide variety of active analytes.

Some deactivations, such as base deactivation, are effective only for particular target compound chemistries. In contrast, the balanced deactivation of Sky® liners prevents interactions with many chemical classes. As shown on the following pages, complex pesticide probes, as well as both acidic and basic compounds have strong responses and excellent peak shapes, demonstrating the inertness of Sky® liners. With Sky® inlet liners, you will see improved sensitivity, accuracy, and reproducibility liner-to-liner, which allows you to quantify challenging compounds at trace levels with confidence.

### Reduced Breakdown Improves Trace Analyses

Endrin and DDT are important analytes for the environmental and food safety industries, and they also serve as excellent general probes for liner inertness. Both compounds are sensitive to different modes of activity due to their chemical structures and their being analyzed at very low concentrations. As shown in Figure 1, Sky® liners are significantly more inert than comparable competitor liners, showing 3–4 times less endrin and DDT breakdown.

**Figure 1:** Endrin and DDT breakdown is significantly reduced with Sky® liners, demonstrating higher inertness.



**Inert Sky® liners reduce analyte breakdown, giving you more accurate results.**

	% Breakdown	
	Endrin	DDT
<b>Restek</b>	<b>4.8</b>	<b>1.3</b>
Competitor A	12	5.2

- Peaks**
1. DDE\*
  2. Endrin
  3. DDD\*
  4. Endrin aldehyde\*
  5. DDT
  6. Endrin ketone\*
- \*breakdown products

GC\_EV1200\_1202

**Column:** Rxi®-5Sil MS, 15 m, 0.25 mm ID, 0.25 µm (cat.# 13620); **Sample:** Endrin (50 ng/mL) and DDT (100 ng/mL) in hexane; **Injection:** Inj. Vol.: 1 µL splitless (hold 0.75 min); **Liner:** Comparison of Sky® Single Taper Liner with Wool (cat.# 23303.5) and Agilent Single Taper Liner with Wool (cat.# 5062-3587); **Inj. Temp.:** 250 °C.; **Detector:** µ-ECD @ 300 °C.

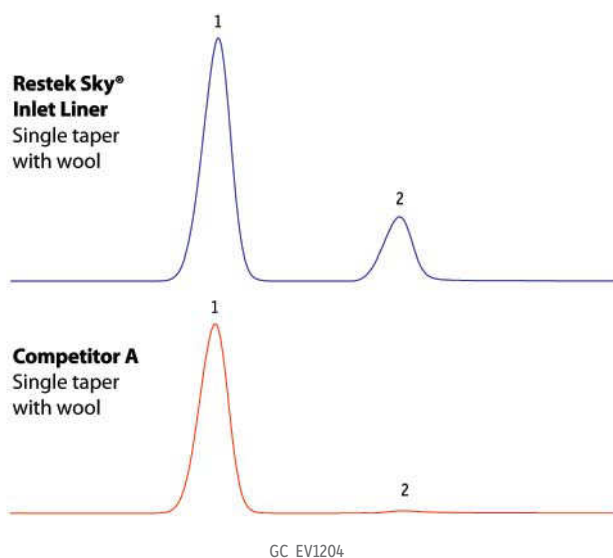
## did you know?

Sky® inlet liners from Restek are extensively tested to ensure consistent product quality. The color and label have been shown not to interfere with analyses or contribute to background. Choose blue—the best liner for sensitive applications.

### Greater Inertness Results in Higher Analyte Response

Another common probe used to illustrate inertness is 2,4-dinitrophenol (2,4-DNP), which functions as an indicator of acid compound interactions. It is used to monitor system suitability in semivolatiles methods, which benefit from the use of wool to assist in sample vaporization. As shown in Figure 2, the response of 2,4-DNP with the Sky® inlet liner, even at low concentrations, is superior to a competitor's liner. The competitor liner with wool has active sites that adsorb 2,4-DNP and reduce its response. In contrast, an excellent response is achieved using the Sky® liner, even in the presence of wool.

**Figure 2:** The state-of-the-art deactivation used for Sky® liners with wool results in higher responses for active acid compounds, such as 2,4-DNP.



Increase the response of active analytes with inert Sky® inlet liners!

	2,4-DNP Response Factor
Restek	0.28
Competitor A	0.02

#### Peaks

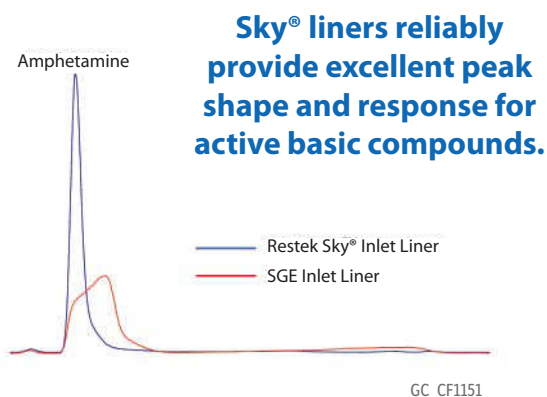
1. Acenaphthene (IS)
2. 2,4-DNP

**Column:** Rxi®-5Sil MS, 15 m, 0.25 mm ID, 0.25 µm (cat.# 13620); **Sample:** 10 µg/mL each 2,4-dinitrophenol and acenaphthene standard in methylene chloride; **Injection:** Inj. Vol.: 1 µL splitless (hold 1 min); **Liner:** Comparison of Sky® Single Taper Inlet Liner with Wool (cat.# 23303.5) and Agilent Single Taper Inlet Liner with Wool (cat.# 5062-3587); **Inj. Temp.:** 250 °C; **Detector:** FID @ 300 °C.

### Comprehensive Deactivation Ensures Excellent Peak Shape

In addition to providing excellent results for active pesticides and acidic compounds, Sky® inlet liners are also highly inert to active basic compounds, such as underivatized amphetamines. The exceptional inertness of Sky® liners produces much better peak shape than is typically seen on other liners, resulting in simpler quantification and more accurate results (Figure 3).

**Figure 3:** Sky® liners are completely passivated. Even when using wool, peak shape for highly active underivatized amphetamine is excellent.



Sky® liners reliably provide excellent peak shape and response for active basic compounds.

#### Peaks

1. Amphetamine

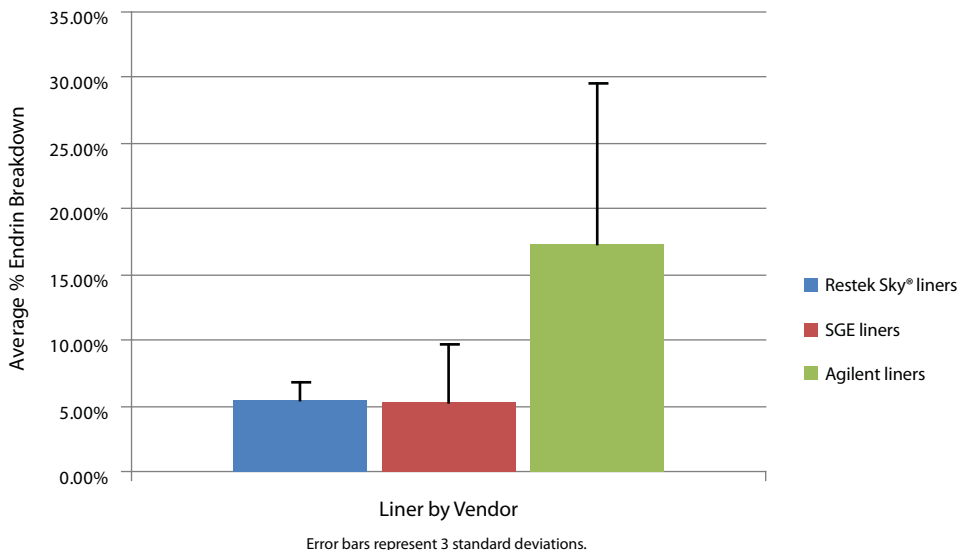
**Column:** Rxi®-5Sil MS, 30 m, 0.25 mm ID, 0.25 µm (cat.# 13623); **Sample:** Amphetamine; Diluent: 1-chlorobutane; Conc.: ~10 µg/mL; **Injection:** Inj. Vol.: 1 µL splitless (hold 1 min); **Liner:** Comparison of Sky® Single Taper with Wool (cat.# 23303.5) and SGE Single Taper with Wool (cat.# 092019); **Inj. Temp.:** 250 °C; **Purge Flow:** 20 mL/min; **Oven Temp:** 45 °C to 250 °C at 20 °C/min; **Carrier Gas:** He, constant flow; **Flow Rate:** 2 mL/min; **Detector:** FID @ 350 °C.; **Make-up Gas Flow Rate:** 45 mL/min; **Make-up Gas Type:** N<sub>2</sub>; **Instrument:** Agilent 7890A GC

**Liner-to-Liner Reproducibility: A Measure of Consistent Quality**

It's not good enough to have one quality liner. You have to be confident that every liner will give the same level of performance. We test Sky® liners extensively to ensure that each one is exceptionally inert and will provide optimal results. Using endrin breakdown as a measure of reproducibility, the data in Figure 4, based on multiple lots, illustrate that Sky® liners are more consistently inert than competitor products.

Sky® liners provide exceptional inertness across a wide range of active analytes. The consistent, comprehensive deactivation process results in the accuracy and precision you need for reliable trace-level analyses. Simplify liner selection with Sky® liners from Restek—**choose blue, the best choice for dependable results.**

**Figure 4:** Sky® inlet liners from Restek consistently show less endrin breakdown than comparable liners from other sources.



**Sky**  
Inlet Liners

Available for Agilent, Bruker/Varian, PerkinElmer, Shimadzu, and Thermo Scientific GCs

[www.restek.com/sky](http://www.restek.com/sky)





RESTEK




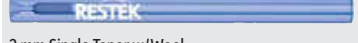



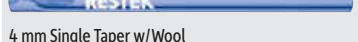

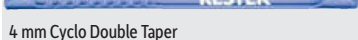




**Sky® inlet liners are easily recognizable for your reordering convenience. All Sky® liners come in specially marked boxes and are packaged in ultra-clean blister packs.**



Sky® Inlet Liners for Agilent GCs

Split Liners for Agilent GCs	ID OD x Length	Similar to Agilent part #	ea.	cat.# 5-pk.	25-pk.
 1 mm Split	1.0 mm 6.3 mm x 78.5 mm	18740-80200 (ea.) 19251-60540 (ea.) 5183-4691 (5-pk.) 5183-4692 (25-pk.)	23333.1	23333.5	23333.25 <b>NEW!</b>
 4 mm Straight w/Wool	4.0 mm 6.3 mm x 78.5 mm		23300.1	23300.5	23300.25
 4 mm Precision Liner w/Wool	4.0 mm 6.3 mm x 78.5 mm	210-4004-5 (5-pk.)	23305.1	23305.5	23305.25
 4 mm Cycloplitter	4.0 mm 6.3 mm x 78.5 mm		23312.1	23312.5	23312.25












Splitless Liners for Agilent GCs	ID OD x Length	Similar to Agilent part #	ea.	cat.# 5-pk.	25-pk.
 2 mm Splitless	2.0 mm 6.5 mm x 78.5 mm	5181-8818 (ea.) 5183-4703 (5-pk.) 5183-4704 (25-pk.)	23313.1	23313.5	23313.25
 2 mm Splitless w/Wool	2.0 mm 6.5 mm x 78.5 mm		23314.1	23314.5	23314.25
 2 mm Single Taper	2.0 mm 6.5 mm x 78.5 mm		23315.1	23315.5	23315.25
 2 mm Single Taper w/Wool	2.0 mm 6.5 mm x 78.5 mm		23316.1	23316.5	23316.25
 4 mm Straight	4.0 mm 6.3 mm x 78.5 mm	210-3003 (ea.) 210-3003-05 (5-pk.)	23301.1	23301.5	23301.25
 4 mm Straight w/Wool	4.0 mm 6.3 mm x 78.5 mm	19251-60540 (ea.) 5183-4691 (5-pk.) 5183-4692 (25-pk.)	23300.1	23300.5	23300.25
 4 mm Single Taper	4.0 mm 6.5 mm x 78.5 mm	5181-3316 (ea.) 5183-4695 (5-pk.) 5183-4696 (25-pk.)	23302.1	23302.5	23302.25
 4 mm Single Taper w/Wool	4.0 mm 6.5 mm x 78.5 mm	5062-3587 (ea.) 5183-4693 (5-pk.) 5183-4694 (25-pk.)	23303.1	23303.5	23303.25
 4 mm Double Taper	4.0 mm 6.5 mm x 78.5 mm	5181-3315 (ea.) 5183-4705 (5-pk.) 5183-4706 (25-pk.)	23308.1	23308.5	23308.25
 4 mm Cyclo Double Taper	4.0 mm 6.5 mm x 78.5 mm		23310.1	23310.5	23310.25

Split/Splitless Liners for Agilent GCs	ID OD x Length	Similar to Agilent part #	ea.	cat.# 5-pk.	25-pk.
 4 mm Straight w/Wool	4.0 mm 6.3 mm x 78.5 mm	19251-60540 (ea.) 5183-4691 (5-pk.) 5183-4692 (25-pk.)	23300.1	23300.5	23300.25
 Low Pressure Drop Precision Liner w/Wool	4.0 mm 6.3 mm x 78.5 mm		23309.1	23309.5	

Patent pending

COLUMN INSTALLS THIS END

## Sky® Inlet Liners for Agilent GCs

CIS4 and PTV Liners for Agilent GCs	ID OD x Length	Similar to Agilent part #	ea.	cat.# 5-pk.	10-pk.
 On Column PTV	1.7 mm 3.0 mm x 71 mm		23430.1	23430.5	<b>NEW!</b>
 Single Baffle PTV	2.0 mm 3.0 mm x 71 mm	5183-2036 (10-pk.)			23431.10 <b>NEW!</b>
 Single Baffle PTV w/Wool	2.0 mm 3.0 mm x 71 mm	5183-2038 (10-pk.)			23432.10 <b>NEW!</b>
 Baffled PTV	1.5 mm 3.0 mm x 71 mm	5183-2037 (10-pk.)			23433.10 <b>NEW!</b>
Analytical Controls TPI Inlet Liners for Agilent GCs	ID OD x Length				cat.# 10-pk.
 TPI for 0.53 mm ID columns	2.4 mm 4.0 mm x 71 mm				23429.10 <b>NEW!</b>
 TPI for 0.25/0.32 mm ID columns	2.4 mm 4.0 mm x 71 mm				23428.10 <b>NEW!</b>
SPME Liners for Agilent GCs	ID OD x Length		ea.	cat.# 5-pk.	
 SPME Liner	0.75 mm 6.35 mm x 78.5 mm		23434.1	23434.5	<b>NEW!</b>
Liners for Agilent MMI	ID OD x Length	Similar to Agilent part #	ea.	cat.# 5-pk.	
 Single Taper w/Dimple	2.0 mm 6.4 mm x 78.5 mm	5190-2296 (ea.)	23334.1	23334.5	<b>NEW!</b>
Direct Injection Liners for Agilent GCs (for 0.25/0.32/0.53mm ID Columns)	ID OD x Length	Similar to Agilent part #	ea.	cat.# 5-pk.	25-pk.
 Drilled Uniliner (hole near bottom)	4.0 mm 6.3 mm x 78.5 mm	G1544-80730 (ea.)	23306.1	23306.5	23306.25
 Drilled Uniliner (hole near bottom) w/Wool	4.0 mm 6.3 mm x 78.5 mm		23307.1	23307.5	
 Drilled Uniliner (hole near top)	4.0 mm 6.3 mm x 78.5 mm		23311.1	23311.5	23311.25

Patent pending

COLUMN INSTALLS THIS END







## Get the Buzz



Subscribe to *the Buzz* e-newsletter for the latest chromatography solutions from Restek

[www.restek.com/subscribe](http://www.restek.com/subscribe)






## Sky® Inlet Liners for Bruker/Varian GCs

Liners for Bruker/Varian 1177 S/SL Injection Ports	ID OD x Length	Similar to Bruker/Varian part #	ea.	cat.#	
				5-pk.	25-pk.
 RESTEK 4 mm Split Liner w/Glass Frit	4.0 mm 6.3 mm x 78.5 mm		23330.1	23330.5	
 RESTEK 4 mm Precision Liner w/Wool	4.0 mm 6.3 mm x 78.5 mm		23328.1	23328.5	
 RESTEK 4 mm Single Taper	4.0 mm 6.5 mm x 78.5 mm	392611927	23331.1	23331.5	
 RESTEK 4 mm Single Taper w/Wool	4.0 mm 6.5 mm x 78.5 mm	392611936	23332.1	23332.5	

SPI Liners for Bruker/Varian S/SL Injection Ports	ID OD x Length	Similar to Bruker/Varian part #	ea.	cat.#	
				5-pk.	25-pk.
 RESTEK SPI Liner	0.53 mm 4.6 mm x 54 mm	190010906	23460.1	23460.5	<b>NEW!</b>
 RESTEK SPI Liner	0.8 mm 4.6 mm x 54 mm	190010907	23461.1	23461.5	23461.25 <b>NEW!</b>

Liners for Bruker/Varian 1078/1079 Injection Ports	ID OD x Length	Similar to Bruker/Varian part #	ea.	cat.#	
				5-pk.	25-pk.
 RESTEK 3.4 mm Split-No Frit	3.4 mm 5.0 mm x 54 mm	392611945	23329.1	23329.5	23329.25
 RESTEK Split w/Glass Frit	3.4 mm 5.0 mm X 54 mm	392611946	23462.1	23462.5	<b>NEW!</b>
 RESTEK Splitless	2.0 mm 5.0 mm X 54 mm	392611947	23463.1	23463.5	<b>NEW!</b>
 RESTEK SPME Liner	0.75 mm 5.0 mm X 54 mm	392611948	23465.1	23465.5	<b>NEW!</b>
 RESTEK Split Precision Liner w/Wool	3.4 mm 5.0 mm X 54 mm		23466.1	23466.5	<b>NEW!</b>








COLUMN INSTALLS THIS END

Patent pending

“We have been using the Sky® liners and are very pleased with how they are working out. We have been able to reduce doing maintenance on the GCs and see a big improvement on degradation.”

Megan Grein  
Organics Supervisor  
Belmont Labs

## Sky® Inlet Liners for PerkinElmer GCs

Split Liners for PerkinElmer GCs	ID OD x Length	Similar to PE part #	ea.	cat.# 5-pk.	
 Splitter w/Wool	4.0 mm 6.2 mm x 92.1 mm	N6502009	23449.1	23449.5	<b>NEW!</b>
 Split Precision Liner w/Wool	4.0 mm 6.2 mm x 92.1 mm	N6121020	23450.1	23450.5	<b>NEW!</b>
Splitless Liners for PerkinElmer GCs	ID OD x Length	Similar to PE part #	ea.	cat.# 5-pk.	
 Splitless w/Wool	2.0 mm 6.2 mm x 92.1 mm	N6121021	23451.1	23451.5	<b>NEW!</b>
PSS Liners for PerkinElmer GCs	ID OD x Length	Similar to PE part #	ea.	cat.# 5-pk.	25-pk.
 Auto SYS XL PSS Split/ Splitless w/Wool	2.0 mm 4.0 mm x 86.2 mm	N6121004	23317.1	23317.5	23317.25
DI Liners for PerkinElmer GCs	ID OD x Length	Similar to PE part #	ea.	cat.# 5-pk.	
 Open-Top Uniliner w/Wool	4.0 mm 6.2 mm x 92.1 mm	N6502016	23452.1	23452.5	<b>NEW!</b>
 Drilled Uniliner (hole near top)	4.0 mm 6.2 mm x 92.1 mm	N6121022	23453.1	23453.5	<b>NEW!</b>
 Drilled Uniliner (hole near bottom)	4.0 mm 6.2 mm x 92.1 mm	N6502013	23454.1	23454.5	<b>NEW!</b>

Patent pending














**RESTEK ENVIRO**  
Solutions for Environmental Analysis

[www.restek.com/enviro](http://www.restek.com/enviro)



















Sky® Inlet Liners for Shimadzu GCs

COLUMN INSTALLS THIS END

Split Liners for Shimadzu 17A, 2010, and 2014 GCs	ID OD x Length	Similar to Shimadzu part #	ea.	cat.# 5-pk.	25-pk.
 3.5 mm Split	3.5 mm 5.0 mm x 95 mm	221-41444-01	23318.1	23318.5	23318.25
 3.5 mm Split w/Wool	3.5 mm 5.0 mm x 95 mm		23319.1	23319.5	23319.25
 3.5 mm Precision Liner w/Wool	3.5 mm 5.0 mm x 95 mm		23320.1	23320.5	
 Single Taper Precision Liner w/Wool	3.5 mm 5.0 mm x 95 mm		23455.1	23455.5	<b>NEW!</b>
 Cyclosplitter	3.5 mm 5.0 mm x 95 mm		23456.1	23456.5	<b>NEW!</b>
Splitless Liners for Shimadzu 17A, 2010, and 2014 GCs	ID OD x Length	Similar to Shimadzu part #	ea.	cat.# 5-pk.	25-pk.
 3.5 mm Single Taper	3.5 mm 5.0 mm x 95 mm	221-48335-01	23321.1	23321.5	23321.25
 3.5 mm Single Taper w/Wool	3.5 mm 5.0 mm x 95 mm		23322.1	23322.5	
 Double Taper	3.5 mm 5.0 mm x 95 mm		23457.1	23457.5	<b>NEW!</b>
Split/Splitless Liners for Shimadzu 17A, 2010, and 2014 GCs	ID OD x Length	Similar to Shimadzu part #	ea.	cat.# 5-pk.	25-pk.
 Split/Splitless w/Wool	3.5 mm 5.0 mm x 95 mm	221-41444-00	23458.1	23458.5	23458.25 <b>NEW!</b>
Liners for Shimadzu 17A PTV GCs	ID OD x Length	Similar to Shimadzu part #	ea.	cat.# 5-pk.	25-pk.
 PTV w/Wool	1.6 mm 4.0 mm x 95 mm	225-09212-01	23435.1	23435.5	23435.25
DI Liners for Shimadzu 17A, 2010, and 2014 GCs	ID OD x Length		ea.	cat.# 5-pk.	
 Uniliner w/Wool	3.5 mm 5.0 mm x 95 mm		23459.1	23459.5	<b>NEW!</b>

Patent pending

## Sky® Inlet Liners for Thermo Scientific GCs

Split Liners for Thermo TRACE, 8000, 8000 TOP, and Focus SSL	ID OD x Length	Similar to TS part #	ea.	cat.# 5-pk.	25-pk.	
 Split Straight	3.0 mm 8.0 mm x 105 mm	453 20031	23439.1	23439.5	23439.25	<b>NEW!</b>
 Split Straight w/Wool	3.0 mm 8.0 mm x 105 mm		23440.1	23440.5	23440.25	<b>NEW!</b>
 5 mm Straight	5.0 mm 8.0 mm x 105 mm	453 20030	23323.1	23323.5	23323.25	
 5 mm Straight w/Wool	5.0 mm 8.0 mm x 105 mm		23324.1	23324.5	23324.25	
 5 mm Precision Liner w/Wool	5.0 mm 8.0 mm x 105 mm		23327.1	23327.5		
<b>Splitless Liners for Thermo TRACE, 8000, 8000 TOP, and Focus SSL</b>	<b>ID OD x Length</b>	<b>Similar to TS part #</b>	<b>ea.</b>	<b>cat.# 5-pk.</b>	<b>25-pk.</b>	
 Splitless	3.0 mm 8.0 mm x 105 mm	453 20032	23441.1	23441.5	23441.25	<b>NEW!</b>
 Splitless w/Wool	3.0 mm 8.0 mm x 105 mm		23442.1	23442.5	23442.25	<b>NEW!</b>
 Splitless Precision Liner w/Wool	5.0 mm 8.0 mm x 105 mm		23443.1	23443.5		<b>NEW!</b>
 5 mm Splitless	5.0 mm 8.0 mm x 105 mm	453 20033	23325.1	23325.5	23325.25	
 5 mm Splitless w/Wool	5.0 mm 8.0 mm x 105 mm		23326.1	23326.5	23326.25	
<b>Split Liners for Thermo TRACE 1300, 1310</b>	<b>ID OD x Length</b>		<b>ea.</b>	<b>cat.# 5-pk.</b>		
 Split	1.0 mm 6.3 mm x 78.5 mm		23448.1	23448.5		<b>NEW!</b>
<b>Splitless Liners for Thermo TRACE 1300, 1310</b>	<b>ID OD x Length</b>		<b>ea.</b>	<b>cat.# 5-pk.</b>		
 Splitless Straight	4.0 mm 6.3 mm x 78.5 mm		23445.1	23445.5		<b>NEW!</b>
 Splitless Single Taper	4.0 mm 6.5 mm x 78.5 mm		23446.1	23446.5		<b>NEW!</b>
 Splitless Single Taper w/Wool	4.0 mm 6.5 mm x 78.5 mm		23447.1	23447.5		<b>NEW!</b>
<b>Split/Splitless Liners for Thermo TRACE 1300, 1310</b>	<b>ID OD x Length</b>		<b>ea.</b>	<b>cat.# 5-pk.</b>		
 Split/Splitless Straight w/Wool	4.0 mm 6.3 mm x 78.5 mm		23444.1	23444.5		<b>NEW!</b>
<b>Split Liners for Thermo Scientific TRACE PTV</b>	<b>ID OD x Length</b>	<b>Similar to TS part #</b>	<b>ea.</b>	<b>cat.# 5-pk.</b>		
 Split PTV	1.0 mm 2.75 mm x 120 mm	453 22054	23436.1	23436.5		<b>NEW!</b>
 Split PTV	2.0 mm 2.75 mm x 120 mm	453 22045	23437.1	23437.5		<b>NEW!</b>
 Baffled PTV	2.0 mm 2.75 mm x 120 mm		23438.1	23438.5		<b>NEW!</b>

COLUMN INSTALLS THIS END

Patent pending



## Other Deactivations

### Intermediate Polarity (IP) Deactivation

- Phenylmethyl-deactivated surface for better recovery of polar and nonpolar compounds.
- Compatible with most common solvents.
- Our standard deactivation—every clear Restek liner is IP deactivated unless otherwise requested.

### Siltek®-Deactivation

- Maximizes the inertness of the sample pathway with proprietary deactivation.
- Minimizes breakdown.
- Low bleed.
- Thermally stable.
- “Clean and green”—manufactured without the use of harmful organic solvents.
- Ideal for chlorinated pesticides.

The patented Siltek® deactivation process for liners produces a highly inert glass surface that features high temperature stability, extreme durability, and low bleed. Try Siltek® liners, guard columns, and connectors for better recovery of sample analytes.

For Siltek®-deactivated inlet liners, add the corresponding suffix number to the liner catalog number. (Cannot be used with Sky® liners.)

qty.	Siltek Liner		Siltek Liner w/Wool		Siltek Liner w/CarboFrit	
ea.	-214.1	addl. cost	-213.1	addl. cost	-216.1	addl. cost
5-pk.	-214.5	addl. cost	-213.5	addl. cost	-216.5	addl. cost
25-pk.	-214.25	addl. cost	-213.25	addl. cost	-216.25	addl. cost

### Base-Deactivation

For base-deactivated inlet liners, add the corresponding suffix number to the liner catalog number. (Cannot be used with Sky® liners.)

qty.	Base-Deactivated Liner		Base-Deactivated Liner w/ Base-Deactivated Wool		Base-Deactivated Liner w/CarboFrit	
ea.	-210.1	addl. cost	-211.1	addl. cost	-229.1	addl. cost
5-pk.	-210.5	addl. cost	-211.5	addl. cost	-229.5	addl. cost
25-pk.	-210.25	addl. cost	-211.25	addl. cost	-229.25	addl. cost

## Don't Forget Routine Maintenance

Inlet liners are the key to good injection port maintenance; changing them regularly helps prevent problems such as:

- Sample degradation resulting in poor response.
- Sample adsorption resulting in poor peak shape (tailing).
- Sample discrimination.
- Irreproducibility.
- Extraneous peaks from contamination or cored septum particles.

Finally, be sure to condition your liners at 20 °C higher than the operating inlet temperature for a minimum of 10 minutes to prepare them for use. By following these basic tips, you can avoid inlet problems and improve chromatographic performance.



Siltek®-Deactivated Inlet Liners










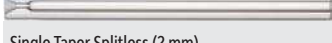

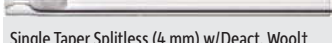
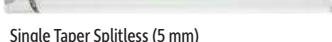
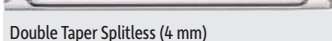
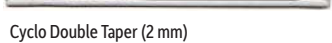
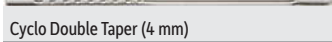
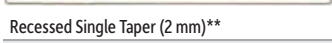
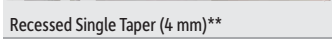
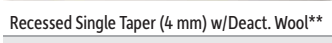
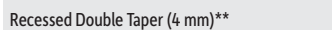
RESTEK

## Looking for the Best Solution?

Sky® inlet liners, featuring a state-of-the-art deactivation, give you the inertness you need for accurate, reproducible trace-level results.

See pages 175–184 for details.

## Liners for Agilent GCs

Splitless Liners for Agilent GCs	Benefits/Uses	ID* OD x Length	Similar to Agilent part #	ea.	cat.# 5-pk.	25-pk.
 2 mm Splitless	trace samples <2 µL	2.0 mm 6.5 mm x 78.5 mm	5181-8818 (ea.) 5183-4703 (5-pk.) 5183-4704 (25-pk.)	20712	20713	20714
 4 mm Splitless	trace samples >2 µL	4.0 mm 6.5 mm x 78.5 mm	210-3003 (ea.) 210-3003-5 (5-pk.)	20772	20773	20774
 4 mm Splitless w/Deact. Wool	trace samples >2 µL	4.0 mm 6.5 mm x 78.5 mm	19251-60540 (ea.) 5183-4691 (5-pk.) 5183-4692 (25-pk.)	22400	22401	22402
 5 mm Splitless	accommodates more polar solvents and lower MW solvents	5.0 mm 6.5 mm x 78.5 mm		22975	22976	
 2 mm Splitless (Quartz)	trace samples <2 µL	2.0 mm 6.5 mm x 78.5 mm	18740-80220 (ea.) 5183-4707 (5-pk.)	20914	20915	
 4 mm Splitless (Quartz)	trace samples >2 µL	4.0 mm 6.5 mm x 78.5 mm		20912	20913	
 4 mm Splitless w/Deact. Wool (Quartz)	trace samples >2 µL	4.0 mm 6.5 mm x 78.5 mm		22403	22404	
 Single Taper Splitless (2 mm)	trace samples <2 µL	2.0 mm 6.5 mm x 78.5 mm		20795	20796	20797
 Single Taper Splitless (4 mm)†	trace samples >2 µL	4.0 mm 6.5 mm x 78.5 mm	5181-3316 (ea.) 5183-4695 (5-pk.) 5183-4696 (25-pk.)	20798	20799	20800
 Single Taper Splitless (4 mm) w/Deact. Wool†	trace samples >2 µL	4.0 mm 6.5 mm x 78.5 mm	5062-3587 (ea.) 5183-4693 (5-pk.) 5183-4694 (25-pk.)	22405	22406	22407
 Single Taper Splitless (5 mm)	accommodates more polar solvents and lower MW solvents	5.0 mm 6.5 mm x 78.5 mm		22973	22974	
 Double Taper Splitless (4 mm)	trace, active samples >2 µL	4.0 mm 6.5 mm x 78.5 mm	5181-3315 (ea.) 5183-4705 (5-pk.) 5183-4706 (25-pk.)	20784	20785	20786
 Cyclo Double Taper (2 mm)	trace, active, dirty samples <2 µL	2.0 mm 6.5 mm x 78.5 mm		20907	20908	
 Cyclo Double Taper (4 mm)	trace, active, dirty samples >2 µL	4.0 mm 6.5 mm x 78.5 mm		20895	20896	20997
 Recessed Single Taper (2 mm)**	base easily packs with wool for dirty samples <2 µL	2.0 mm 6.5 mm x 78.5 mm		20980	20981	20982
 Recessed Single Taper (4 mm)**	base easily packs with wool for dirty samples >2 µL	4.0 mm 6.5 mm x 78.5 mm		20983	20984	20985
 Recessed Single Taper (4 mm) w/Deact. Wool**	base easily packs with wool for dirty samples >2 µL	4.0 mm 6.5 mm x 78.5 mm		22408	22409	22410
 Recessed Double Taper (4 mm)**	trace, active samples >2 µL	4.0 mm 6.5 mm x 78.5 mm		20986	20987	20988

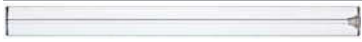











COLUMN INSTALLS THIS END

\*Nominal ID at syringe needle expulsion point.


\*\*Use with two-hole ferrule for dual-column analysis.

†Use this liner for increased sensitivity.

COLUMN INSTALLS THIS END

Split Liners for Agilent GCs	Benefits/Uses	ID* OD x Length	Similar to Agilent part#	ea.	cat.# 5-pk.	25-pk.
 1 mm Split**	for purge & trap inlet splitting or sample <1 µL	1.0 mm 6.3 mm x 78.5 mm	18740-80200 (ea.) 5183-4709 (5-pk.)	20972	20973	
 4 mm Split w/Deact. Wool	universal, use with Agilent 7673 autosampler	4.0 mm 6.3 mm x 78.5 mm	19251-60540 (ea.) 5183-4691 (5-pk.) 5183-4692 (25-pk.)	20781	20782	20783
 Laminar Cup Splitter	high MW compounds	4.0 mm 6.3 mm x 78.5 mm		20801	20802	
 mini-Lam Split	high MW compounds	4.0 mm 6.3 mm x 78.5 mm		20990	20991	
 Cup Splitter	high & low MW compounds	4.0 mm 6.3 mm x 78.5 mm	18740-80190 (ea.) 5183-4699 (5-pk.)	20709	20710	
 Cycloplitter	dirty samples, many injections before cleaning required	4.0 mm 6.3 mm x 78.5 mm		20706	20707	20708
 2 mm Split Precision Liner w/Deact. Wool	dirty samples, trace samples	2.0 mm 6.3 mm x 78.5 mm		20823	20824	
 4 mm Split Precision Liner w/Deact. Wool	dirty samples, trace samples	4.0 mm 6.3 mm x 78.5 mm	210-4004-5 (5-pk.)	21022	21023	20979
 4 mm Single Taper Precision Liner w/Deact. Wool	dirty samples, trace samples	4.0 mm 6.3 mm x 78.5 mm	210-4022-5 (5-pk.)	22983	22984	22985
Split/Splitless Liners for Agilent GCs	Benefits/Uses	ID* OD x Length	Similar to Agilent part #	ea.	cat.# 5-pk.	25-pk.
 Low Pressure Drop Precision Liner w/Deact. Wool	universal	4.0 mm 6.3 mm x 78.5 mm		21032	21033	
 Low Pressure Drop Liner w/Deact. Wool	universal	4.0 mm 6.3 mm x 78.5 mm	5183-4647, 5183-4711 (ea.) 5183-4701, 5183-4712 (5-pk.) 5183-4713 (25-pk.)	20994	20995	20996
SPME Liners for Agilent GCs	Benefits/Uses	ID* OD x Length		cat.# ea.	cat.# 5-pk.	
 SPME Liner	ideal for low-volume SPME applications	0.75 mm 6.35 mm x 78.5 mm		21110	21111	

\*Nominal ID at syringe needle expulsion point.  
\*\*Use this liner for increased sensitivity.



## Genuine Restek Replacement Parts for Agilent GCs

Download *Genuine Restek Replacement Parts Catalog for Agilent GCs* today!

[www.restek.com/GRRP](http://www.restek.com/GRRP)

## Inlet Liners for Agilent GCs

DI Liners for Agilent GCs** (For 0.25/0.32/0.53mm ID Columns)	Benefits/Uses	ID* OD x Length	Similar to Agilent part #	ea.	cat.# 5-pk.	25-pk.
Drilled Uniliner (hole near top)	trace, active samples, high recovery & linearity	4.0 mm 6.3 mm x 78.5 mm		21054	21055	20998
Drilled Uniliner (hole near bottom)	trace, active samples, high recovery & linearity	4.0 mm 6.3 mm x 78.5 mm	G1544-80730	20756	20771	
Double Taper Drilled Uniliner (hole near top)	trace, active samples, high recovery & linearity	4.0 mm 6.3 mm x 78.5 mm		20508	20509	
Double Taper Drilled Uniliner (hole near bottom)	trace, active samples, high recovery & linearity	4.0 mm 6.3 mm x 78.5 mm	G1544-80700	20954	20989	
Drilled Cyclo-Uniliner (hole near top)	trace, dirty, high MW, active samples, high recovery & linearity	4.0 mm 6.3 mm x 78.5 mm		22979	22980	
1 mm Uniliner	trace, active samples, samples <1 µL	1.0 mm 6.3 mm x 78.5 mm		21052	21053	
Uniliner	trace, active samples, high recovery & linearity	4.0 mm 6.3 mm x 78.5 mm		22268	22269	
Cyclo-Uniliner	trace, dirty, high MW active samples, high recovery & linearity	4.0 mm 6.3 mm x 78.5 mm		22270	22271	
Open-top Uniliner w/Deact. Wool	trace, dirty, active samples, high recovery & linearity	4.0 mm 6.3 mm x 78.5 mm		22272	22273	

C  
O  
L  
U  
M  
N  
I  
N  
S  
T  
A  
L  
L  
S  
T  
H  
I  
S  
E  
N  
D

\*Nominal ID at syringe needle expulsion point.

\*\*Hole in Drilled Uniliner liner makes direct injection possible with EPC-equipped Agilent 6890 &amp; 7890 GCs!






**Siltek® Metal Inlet Liners**  
Unsurpassed Inertness & Durability!

**Siltek® Metal Inlet Liners for Agilent GCs**

- Won't crack, chip, or break like glass liners.
- Excellent response for pesticides, phenols, and other active compounds.

Liner Type (5.2 mm ID x 6.3 mm OD x 78.5 mm)	5-pk.	25-pk.
Cyclo Single Taper	20974	20975
Single Taper	21702	21703
Cycloplitter	20726	20729
Split/Splitless w/Deact. Wool	21700	21701


**Liners for APEX ProSep 800 & ProSep 800 Plus GCs**

APEX Liners for ProSep 800 & ProSep 800 Plus GCs	Benefits/Uses:	ID* OD x Length	Similar to APEX part #	cat.# ea.
 Mega IV (4.0 mm ID)	injections ≤125 µL	4.0 mm 6.0 mm x 243 mm	L-00410	21075
 Micro I (1.0 mm ID)	injections ≤5 µL	1.0 mm 6.0 mm x 243 mm	L-00110	21073
 MIDI II (2.0 mm ID)	injections ≤25 µL	2.0 mm 6.0 mm x 243 mm	L-00210	21074

\*Nominal ID at syringe needle expulsion point.

**Liners for ATAS Injectors**

Liners for ATAS Injectors	Benefits/Uses:	ID* OD x Length	Similar to ATAS part #	ea.	cat.# 5-pk.
 ATAS Fritted Single Taper	dirty samples	3.0 mm 5.0 mm x 80 mm	A100126	22419	22420

Liners for ATAS LINEX DMI System OPTIC 2 and 3 inlets	ID* OD x Length	cat.# 5-pk.
 ATAS LINEX DMI Liner	3.3 mm 5.0 mm x 81 mm	22353

\*Nominal ID at syringe needle expulsion point.

COLUMN INSTALLS THIS END

# Reference Standards Documentation Search







Search by cat.# or lot #!



- MSDSs
- Certificates
- Datapacks


[www.restek.com/documents](http://www.restek.com/documents)




## Liners for Bruker/Varian 1075/1077 S/SL Injection Ports




Split Liners for Bruker/Varian 1075/1077 S/SL Injection Ports	Benefits/Uses:	ID* OD x Length	Similar to Bruker/Varian part #	ea.	cat.# 5-pk.	25-pk.
 1 mm Split	purge & trap inlet splitting or samples <1 µL	1.0 mm 6.3 mm x 72 mm		20970	20971	
 Splitter w/Deact. Wool	universal, use with rapid autosamplers	4.0 mm 6.3 mm x 72 mm	190010901	20792	20793	20794
 Cup Splitter	high & low MW compounds	4.0 mm 6.3 mm x 72 mm		20724	20725	
 Cyclosplitter	dirty samples, many injections before cleaning required	4.0 mm 6.3 mm x 72 mm		20727	20728	
 Frit Splitter	dirty samples, non-active compounds	4.0 mm 6.3 mm x 72 mm	190010903	20715	20716	20717
 Split Precision Liner w/Deact. Wool	dirty samples, active samples	4.0 mm 6.3 mm x 72 mm		21030	21031	

Splitless Liners for Bruker/Varian 1075/1077 S/SL Injection Ports	Benefits/Uses:	ID* OD x Length	Similar to Bruker/Varian part #	ea.	cat.# 5-pk.	25-pk.
 2 mm Splitless	trace samples <2 µL	2.0 mm 6.3 mm x 74 mm	190010905	20721	20722	20723
 4 mm Splitless	trace samples >2 µL	4.0 mm 6.3 mm x 74 mm		20904	20905	20906

DI Liners for Bruker/Varian 1075/1077 S/SL Injection Ports (0.25/0.32/0.53 mm ID)	Benefits/Uses:	ID* OD x Length	ea.	cat.# 5-pk.
 Uniliner	trace, active samples, high recovery & linearity	4.0 mm 6.3 mm x 72 mm	20345	20346

SPME Liners for Bruker/Varian 1075/1077 S/SL Injection Ports	Benefits/Uses:	ID* OD x Length	ea.	cat.# 5-pk.
 SPME Liner	ideal for low-volume SPME applications	0.75 mm 6.3 mm x 74 mm	21112	21113

## Liners for Bruker/Varian S/SL Injection Ports






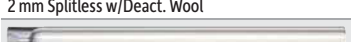
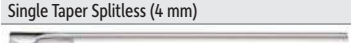
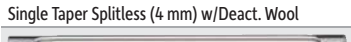
SPI Liners for Bruker/Varian S/SL Injection Ports	Benefits/Uses:	ID* OD x Length	Similar to Bruker/Varian part #	ea.	cat.# 5-pk.	25-pk.
 0.5 mm SPI	high linearity for 0.25 & 0.32 mm ID columns	0.53 mm 4.6 mm x 54 mm	190010906	20775	20776	20777
 0.8 mm SPI	high linearity for 0.53 mm ID columns	0.80 mm 4.6 mm x 54 mm	190010907	20778	20779	20780
 SPI with Buffer	dirty samples >1 µL, fits 0.25, 0.32 & 0.53 mm ID columns	2.4 mm 4.6 mm x 54 mm	190010908	20850	20851	20852



\*Nominal ID at syringe needle expulsion point.

COLUMN INSTALLS THIS END









**Liners for Bruker/Varian 1177 S/SL Injection Ports**


Liners for Bruker/Varian 1177 S/SL Injection Ports	Benefits/Uses:	ID* OD x Length	Similar to Bruker/Varian part #	ea.	cat.# 5-pk.
 4 mm Split w/Glass Frit	universal	4.0 mm 6.3 mm x 78.5 mm		21045	21046
 4 mm Split w/Deact. Wool	universal, use with Agilent 7673 autosampler	4.0 mm 6.3 mm x 78.5 mm	392611934		21079
 4 mm Split Precision Liner w/Deact. Wool	dirty samples, trace samples	4.0 mm 6.3 mm x 78.5 mm		20759	20762
 Low Pressure Drop Precision Liner w/Deact. Wool	trace samples <2 µL, dirty samples	2.0 mm 6.3 mm x 78.5 mm		22421	22422
 2 mm Splitless w/Deact. Wool	trace samples <2 µL	2.0 mm 6.5 mm x 78.5 mm	392599903		21077
 Single Taper Splitless (4 mm)	trace samples <2 µL	4.0 mm 6.5 mm x 78.5 mm	392611927	21896	21897
 Single Taper Splitless (4 mm) w/Deact. Wool	trace samples <2 µL	4.0 mm 6.5 mm x 78.5 mm	392611928	21896-200.1	21897-200.5
 Double Taper Splitless (4 mm)	trace, active samples <2 µL	4.0 mm 6.5 mm x 78.5 mm	392611929	21891	21892

DI Liners for Bruker/Varian 1177 S/SL Injection Ports (For 0.25/0.32/0.53 mm ID Columns)	Benefits/Uses	ID* OD x Length	ea.	cat.# 5-pk.
 Drilled Uniliner (hole near top)	trace, active samples, high recovery & linearity	4.0 mm 6.3 mm x 78.5 mm	21470	21471
 Drilled Uniliner (hole near bottom)	trace, active samples, high recovery & linearity	4.0 mm 6.3 mm x 78.5 mm	21468	21469

\*Nominal ID at syringe needle expulsion point.

**Liners for Bruker/Varian 1078/1079 Injection Ports**






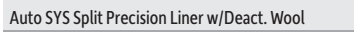








Liners for Bruker/Varian 1078/1079 Injection Ports	Benefits/Uses:	ID* OD x Length	Similar to Bruker/Varian part #	ea.	cat.# 5-pk.	25-pk.
 1078/1079 Split w/Glass Frit	dirty samples, non-active compounds	3.4 mm 5.0 mm x 54 mm	392611946	21708	21709	
 1078/1079 Splitless	trace samples <2 µL	2.0 mm 5.0 mm x 54 mm	392611947	21711	21712	
 Open 0.5 mm ID	trace samples <1 µL	0.5 mm 5.0 mm x 54 mm	392611949	20992	20993	
 1078/1079 Split-No Frit	active samples	3.4 mm 5.0 mm x 54 mm	392611945	20859	20901	20909
 Open 0.75 mm ID	trace, low volume samples	0.75 mm 5.0 mm x 54 mm	392611948	21714	21715	21716
 1078/1079 Split Precision Liner w/Deact. Wool	dirty samples, trace samples	3.4 mm 5.0 mm x 54 mm		21024	21025	

DI Liners for Bruker/Varian 1078/1079 Injection Ports (For 0.25/0.32/0.53 mm ID Columns)	Benefits/Uses	ID* OD x Length	ea.	cat.# 5-pk.
 Drilled Uniliner (hole near top)	trace, active samples, high recovery & linearity	3.5 mm 5.0 mm x 54 mm	24974	24975

\*Nominal ID at syringe needle expulsion point.

COLUMN INSTALLS THIS END

## Liners for PerkinElmer GCs



Split Liners for PerkinElmer GCs	Benefits/Uses:	ID* OD x Length	Similar to PE part #	ea.	cat.# 5-pk.	25-pk.
 Straight	universal, for most common analyses	3.5 mm 5.0 mm x 100 mm	N6502008	20736	20737	
 Auto SYS Splitter w/Deact. Wool	universal for most common analyses	4.0 mm 6.2 mm x 92.1 mm	N6502009	20832	20833	20834
 Auto SYS Cup Splitter	high & low MW compounds	4.0 mm 6.2 mm x 92.1 mm	N6502011	20835	20836	
 Auto SYS Cycloplitter	dirty samples, many injections before cleaning required	4.0 mm 6.2 mm x 92.1 mm	N6502012	20910	20911	
 Auto SYS Laminar Cup Splitter	high MW compounds	4.0 mm 6.2 mm x 92.1 mm		20827	20828	
 Auto SYS Split Precision Liner w/Deact. Wool	dirty samples, trace samples	4.0 mm 6.2 mm x 92.1 mm	N6121020	21026	21027	
Splitless Liners for PerkinElmer GCs	Benefits/Uses:	ID* OD x Length	Similar to PE part #	ea.	cat.# 5-pk.	25-pk.
 Splitless (2 mm ID)	trace samples	2.0 mm 5.0 mm x 100 mm	N6502007	20730	20731	20732
 Auto SYS Splitless	headspace, purge & trap	1.0 mm 6.2 mm x 92.1 mm	N6502006	21272	21273	21274
 Auto SYS Splitless (2 mm ID) w/Deact. Wool	trace samples	2.0 mm 6.2 mm x 92.1 mm	N6121021	20829	20830	
 Auto SYS Double Taper	trace, active samples up to 4 µL	4.0 mm 6.2 mm x 92.1 mm	N6502003	20853	20854	
 Auto SYS Cyclo Double Taper	trace, dirty, active samples, up to 4 µL	4.0 mm 6.2 mm x 92.1 mm	N6502005	20899	20900	
PSS Liners for PerkinElmer GCs	Benefits/Uses:	ID* OD x Length	Similar to PE part #	ea.	cat.# 5-pk.	
 PSS Split/Splitless (1 mm ID)	trace samples	1.0 mm 4.0 mm x 86.2 mm	N6121006	20738	20741	
 Auto SYS XL PSS Split/Splitless w/Deact. Wool	most common analyses	2.0 mm 4.0 mm x 86.2 mm	N6121004	21717	21718	
 PSS Drilled Uniliner (hole near top)	trace, active samples, high recovery & linearity	2.0 mm 4.0 mm x 86.2 mm		22986	22987	

\*Nominal ID at syringe needle expulsion point.



COLUMN INSTALLS THIS END

COLUMN INSTALLS THIS END




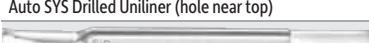
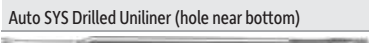
**Zero Dilution Liners  
for PerkinElmer Auto SYS and Clarus GCs**

	Benefits/Uses:	ID* OD x Length	Similar to PE part #	ea.	cat.# 5-pk.
	headspace analysis	1.0 mm	N1011446	22990	22991
Zero Dilution Inner Liner		2.0 mm x 73 mm			
	headspace analysis	2.5 mm	N1011445	22992	22993
Zero Dilution Outer Liner		6.2 mm x 90 mm			

**Zero Dilution Liners  
for PerkinElmer GCs with PSS Inlets**

	Benefits/Uses:	ID* OD x Length	Similar to PE part #	ea.	cat.# 5-pk.
	headspace analysis	1.0 mm	N1011446	22990	22991
Zero Dilution Inner Liner		2.0 mm x 73 mm			
	headspace analysis	2.5 mm	N1011447	24978	24979
Zero Dilution Outer Liner		4.2 mm x 83 mm			

**DI Liners for PerkinElmer GCs  
(For 0.25/0.32/0.53mm ID Columns)**

	Benefits/Uses	ID* OD x Length	Similar to PE part #	ea.	cat.# 5-pk.
	trace, dirty, active samples, high recovery & linearity	4.0 mm	N6502016	20837	20838
Auto SYS Open-Top Uniliner w/Deact. Wool		6.2 mm x 92.1 mm			
	trace, dirty, high MW active samples, high linearity	4.0 mm	N6502017	20839	20840
Auto SYS Cyclo-Uniliner		6.2 mm x 92.1 mm			
	trace, active samples, high recovery & linearity	4.0 mm	N6121022	20819	20822
Auto SYS Drilled Uniliner (hole near top)		6.2 mm x 92.1 mm			
	trace, active samples, high recovery & linearity	4.0 mm	N6502013	21293	21294
Auto SYS Drilled Uniliner (hole near bottom)		6.2 mm x 92.1 mm			
	trace, active samples, high recovery & linearity	4.0 mm	N6502014	21295	21296
Auto SYS Single Taper Drilled Uniliner (hole near top)		6.2 mm x 92.1 mm			

\*Nominal ID at syringe needle expulsion point.




# Reference Standards Search


Search by compound name,  
synonym, or CAS #.

[www.restek.com/reference](http://www.restek.com/reference)









## Liners for Shimadzu 14A GCs




Split Liners for Shimadzu 14A GCs	Benefits/Uses:	ID* OD x Length	Similar to Shimadzu part #	ea.	cat.# 5-pk.	25-pk.
 Split	universal, for most common analyses	3.5 mm 5.0 mm x 99 mm	221-32544-01	20860	20861	20862
 Cyclosplitter	dirty samples, many injections before cleaning required	3.5 mm 5.0 mm x 99 mm		20870	20871	
 Laminar Cup Splitter	high MW compounds	3.5 mm 5.0 mm x 99 mm		20868	20869	


Splitless Liners for Shimadzu 14A GCs	Benefits/Uses:	ID* OD x Length	Similar to Shimadzu part #	ea.	cat.# 5-pk.	25-pk.
 3.5 mm Splitless	trace samples	3.5 mm 5.0 mm x 99 mm	221-32544-00	20863	20864	20865

\*Nominal ID at syringe needle expulsion point.

## Liners for Shimadzu 17A, 2010, and 2014 GCs

Split Liners for Shimadzu 17A, 2010, and 2014 GCs	Benefits/Uses:	ID* OD x Length	Similar to Shimadzu part #	ea.	cat.# 5-pk.	25-pk.
 1 mm Split	purge & trap, fast GC	1.0 mm 5.0 mm x 95 mm		20976	20977	20978
 3.5 mm Split	universal, for most common analyses	3.5 mm 5.0 mm x 95 mm	221-41444-01	22283	22284	22285
 2 mm Split Precision Liner w/Deact. Wool	dirty samples, trace samples	2.0 mm 5.0 mm x 95 mm		22171	22172	
 3.5 mm Split Precision Liner w/Deact. Wool	dirty samples, trace samples	3.5 mm 5.0 mm x 95 mm		21020	21021	
 3.5 mm Single Taper Precision Liner w/Deact. Wool	dirty samples, trace samples	3.5 mm 5.0 mm x 95 mm		22173	22174	
 Cyclosplitter	dirty samples, many injections before cleaning required	3.5 mm 5.0 mm x 95 mm		22072	22073	

Splitless Liners for Shimadzu 17A, 2010, and 2014 GCs	Benefits/Uses:	ID* OD x Length	Similar to Shimadzu part #	ea.	cat.# 5-pk.	25-pk.
 2 mm Single Taper Splitless	universal, trace samples	2.0 mm 5.0 mm x 95 mm		22276	22277	
 3.5 mm Single Taper Splitless	universal, trace samples	3.5 mm 5.0 mm x 95 mm	221-48335-01	22286	22287	
 Double Taper Splitless	reduces backflash and catalytic decomposition	3.5 mm 5.0 mm x 95 mm		22274	22275	







Split/Splitless Liners for Shimadzu 17A, 2010, and 2014 GCs	Benefits/Uses:	ID* OD x Length	Similar to Shimadzu part #	ea.	cat.# 5-pk.	25-pk.
 Split/Splitless w/Deact. Wool	universal, for most common analyses	3.5 mm 5.0 mm x 95 mm	221-41444-00	20955	20956	20957

\*Nominal ID at syringe needle expulsion point.

COLUMN INSTALLS THIS END


**Liners for Shimadzu 17A, 2010, and 2014 GCs**

COLUMN INSTALLS THIS END


SPME Liner for Shimadzu 17A, 2010, and 2014 GCs	Benefits/Uses	ID* OD x Length	ea.	cat.# 5-pk.
 SPME Liner	ideal for low volume SPME applications	0.75 mm 5.0 mm x 95 mm	22278	22279
DI Liners for Shimadzu 17A, 2010, and 2014 GCs (0.25/0.32/0.53 mm ID)	Benefits/Uses	ID* OD x Length	ea.	cat.# 5-pk.
 Uniliner w/Deact. Wool	trace, dirty, high MW active samples, high recovery & linearity	3.5 mm 5.0 mm x 95 mm	21713	21719
 Open-Top Drilled Uniliner (hole near top)	trace, active samples, high recovery & linearity	3.5 mm 5.0 mm x 95 mm	21285	21286
 Open-Top Drilled Uniliner (hole near bottom)	trace, active samples, high recovery & linearity	3.5 mm 5.0 mm x 95 mm	21287	21288
 Single Taper Drilled Uniliner (hole near top)	trace, active samples, high recovery & linearity	3.5 mm 5.0 mm x 95 mm	21289	21290
 Single Taper Drilled Uniliner (hole near bottom)	trace, active samples, high recovery & linearity	3.5 mm 5.0 mm x 95 mm	21291	21292

\*Nominal ID at syringe needle expulsion point.

**Liners for Shimadzu 17A PTV GCs**

Liners for Shimadzu 17A PTV GCs	Benefits/Uses	ID* OD x Length	Similar to Shimadzu part #	ea.	cat.# 5-pk.	25-pk.
 17A PTV Liner w/Deact. Wool	trace, dirty, high & low MW active samples	1.6 mm 4.0 mm x 95 mm	225-09212-01	21705	21706	21707

\*Nominal ID at syringe needle expulsion point.









**Genuine Restek Replacement Parts for Shimadzu GCs**

Download *Genuine Restek Replacement Parts Catalog for Shimadzu GCs* today!





[www.restek.com/GRRP](http://www.restek.com/GRRP)



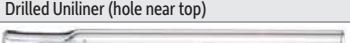
## Inlet Liners for Thermo Scientific GCs

## Liners for TRACE, 8000, 8000 TOP &amp; Focus SSL

Split Liners for Thermo Scientific TRACE, 8000, 8000 TOP & Focus SSL	Benefits/Uses:	ID* OD x Length	Similar to TS part #	ea.	cat.# 5-pk.	25-pk.
 1 mm Split	purge & trap, fast GC	1.0 mm 8.0 mm x 105 mm	453 20075	20916	20917	
 3 mm Split	universal	3.0 mm 8.0 mm x 105 mm	453 20031	20936	20937	20938
 5 mm Split	universal	5.0 mm 8.0 mm x 105 mm	453 20030	20939	20940	20941
 Laminar Cup Splitter	high MW compounds	4.0 mm 8.0 mm x 105 mm		20948	20949	
 Cup Splitter	high & low MW compounds	4.0 mm 8.0 mm x 105 mm		20950	20951	
 5 mm Split Precision Liner w/Deact. Wool	dirty samples, trace samples	5.0 mm 8.0 mm x 105 mm		22288	22289	

COLUMN INSTALLS THIS END

Splitless Liners for Thermo Scientific TRACE, 8000, 8000 TOP & Focus SSL	Benefits/Uses:	ID* OD x Length	Similar to TS part #	ea.	cat.# 5-pk.	25-pk.
 Splitless (3 mm ID)	trace samples	3.0 mm 8.0 mm x 105 mm	453 20032	20942	20943	20944
 Splitless (5 mm ID)	trace samples	5.0 mm 8.0 mm x 105 mm	453 20033	20945	20946	20947
 Double Taper	trace, active samples up to 4 µL	4.0 mm 8.0 mm x 105 mm		20952	20953	
 5 mm Splitless Precision Liner w/Deact. Wool	dirty samples, trace samples	5.0 mm 8.0 mm x 105 mm		21028	21029	




DI Liners for Thermo Scientific TRACE, 8000, 8000 TOP & Focus SSL (0.32 & 0.53 mm ID columns)	Benefits/Uses:	ID* OD x Length	ea.	cat.# 5-pk.
 Uniliner w/Deact. Wool	trace, active samples, high recovery, & linearity	5.0 mm 8.0 mm x 105 mm	21005	21006
 Drilled Uniliner (hole near top)	trace, active samples, high recovery, & linearity	5.0 mm 8.0 mm x 105 mm	22411	22412
 Drilled Uniliner (hole near bottom)	trace, active samples, high recovery, & linearity	5.0 mm 8.0 mm x 105 mm	22413	22414

\*Nominal ID at syringe needle expulsion point.



## Liners for TRACE PTV

C  
O  
L  
U  
M  
N  
I  
N  
S  
T  
A  
L  
L  
S  
H  
E  
R  
E  
C  
O  
L  
U  
M  
N  
I  
N  
S  
T  
A  
L  
L  
S  
H  
E  
R  
E

Split Liners for Thermo Scientific TRACE PTV	Benefits/Uses:	ID* OD x Length	Similar to TS part #	ea.	cat.# 5-pk.
 1 mm ID Glass Liner	trace samples, high recovery & linearity	1.0 mm 2.75 mm x 120 mm	453 22054	21114	21115
 2 mm ID Glass Liner	universal	2.0 mm 2.75 mm x 120 mm	453 22045	21116	21117
 Baffle Liner	trace samples	2.0 mm 2.75 mm x 120 mm		22074	22075

\*Nominal ID at syringe needle expulsion point.

## Siltek® Treated Metal Inlet Liners for Thermo Scientific GCs

- Won't crack, chip, or break like glass liners.
- Excellent response for pesticides, phenols, and other active compounds.

Liner Type (5.0 mm ID x 8.0 mm OD x 105 mm)	ea.	5-pk.
5 mm ID Split/Splitless w/Deact. Wool	—	21004
Liner Type (2.75 mm OD x 120 mm)	ea.	5-pk.
1 mm ID Split/Splitless*	21080	21081
2 mm ID Split/Splitless*	21082	21083

\*Works with PTV injectors.



## Genuine Restek Replacement Parts for Thermo Scientific GCs

Download *Genuine Restek Replacement Parts Catalog for Thermo Scientific GCs* today!

[www.restek.com/GRRP](http://www.restek.com/GRRP)



24324

### Deactivated Wool

- More inert than our traditional wool.
- Use to vaporize a sample in a liner prior to introduction into a capillary column.

Description	qty.	cat.#
Deactivated Wool	10 grams	24324



20999

### Base-Deactivated Wool

Ideal for amines and other basic compounds.

Description	qty.	cat.#
Base-Deactivated Wool	10 grams	20999

### Prepacked Inlet Liners

Let Restek do the work! Just add the appropriate suffix to the liner catalog number.

qty.	Wool	CarboFrit	
ea.	-200.1	-209.1	addl. cost
5-pk.	-200.5	-209.5	addl. cost
25-pk.	-200.25	-209.25	addl. cost

†CarboFrit® inserts require a neck greater than 2 mm.

### CarboFrit® Inlet Liner Packing Material

- Highly inert.
- Extends analytical column lifetime.
- Enhances reproducibility of split and splitless injections.
- Uniform pore size and consistent packing density guarantee consistent flow through the liner.
- Easy to install in any liner with an ID > 3.5 mm when using puller-inserter tool listed below.\*



20295

Add the corresponding suffix number to the liner catalog number.

qty.	suffix	
ea.	-209.1	addl. cost
5-pk.	-209.5	addl. cost
25-pk.	-209.25	addl. cost

\*Liners with IDs less than 3.5 mm are difficult to pack. We will pack them on a custom basis (minimum neck ID of 2 mm required).


### Replacement CarboFrit® Inserts

Description	qty.	cat.#
Frits for liner ID ≤ 4 mm	10-pk.	20295
Frits for liner ID > 4 mm	10-pk.	20294

## **i** tech tip

### Use of Packings With an Autosampler

We recommend using an injection port liner with wool or CarboFrit® packing when making injections with an autosampler. If there is no packing material in the liner, the solvent droplets act like water on a hot iron: they bounce around until vaporized (Leidenfrost phenomenon). Because autosamplers make rapid injections, samples can be incompletely vaporized, leading to nonreproducible peak response and tailing. You can prevent this by using wool or CarboFrit® packing material in the splitless liner to provide a surface for the solvent droplets to “sit” on until the heat from the injector vaporizes them.



21642

### CarboFrit® Puller/Inserter Tool

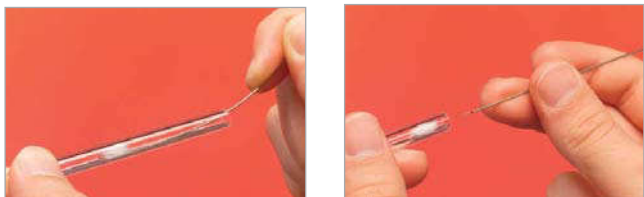
- Hook end for removing CarboFrit® inserts.
- Bent end (90°) for inserting CarboFrit® inserts.

Description	qty.	cat.#
CarboFrit Puller/Inserter Tool	ea.	21642



### Mini Wool Puller/Inserter

Insert and remove wool plugs easily. Order a spare pack so you'll always have one available.




Description	qty.	cat.#
Mini Wool Puller/Inserter	2-pk.	20114



**Eliminates user variation!**

### Inlet Liner Packing Tool

- Position wool reproducibly every time.
- Accurate to a specific, measured depth.
- Can be used with all manufacturers' liners.



Loosen the nut on the side of the tool and adjust the gauge to the manufacturer's recommended depth.

Place a plug of loosely bound wool at the top of the inlet liner.

Insert the liner packing tool into the liner until the tool bottoms out. Remove the tool. The wool is now positioned correctly in the liner and the liner is ready for use.

Description	qty.	cat.#
Inlet Liner Packing Tool	ea.	20339

Recommended for inlet liners with an ID ≥ 2 mm.



**No more burned fingers!**

### Inlet Liner Removal Tool

- Easily remove liner from injector—no more burned fingers.
- Made from high-temperature silicone.
- Won't chip or crack the liner.



Description	qty.	cat.#
Inlet Liner Removal Tool	3-pk.	20181



### The Claw and The Claw Holder Kit

- Easily removes hot liners from injection ports.
- 4 mL vials (not included) can be replaced when dirty.

Never again will you burn your fingers removing a hot injection port liner. The Claw safely and cleanly removes liners, O-rings, or other small objects from the injection port. You can then place the hot objects in a clean 4 mL vial situated in The Claw holder until ready for reuse.



Description	qty.	cat.#
The Claw	ea.	26261
The Claw Holder Kit (includes The Claw and holder)	kit	26262
WISP 48 Snap Seal Vial	100-pk.	24658

### **i** tech tip

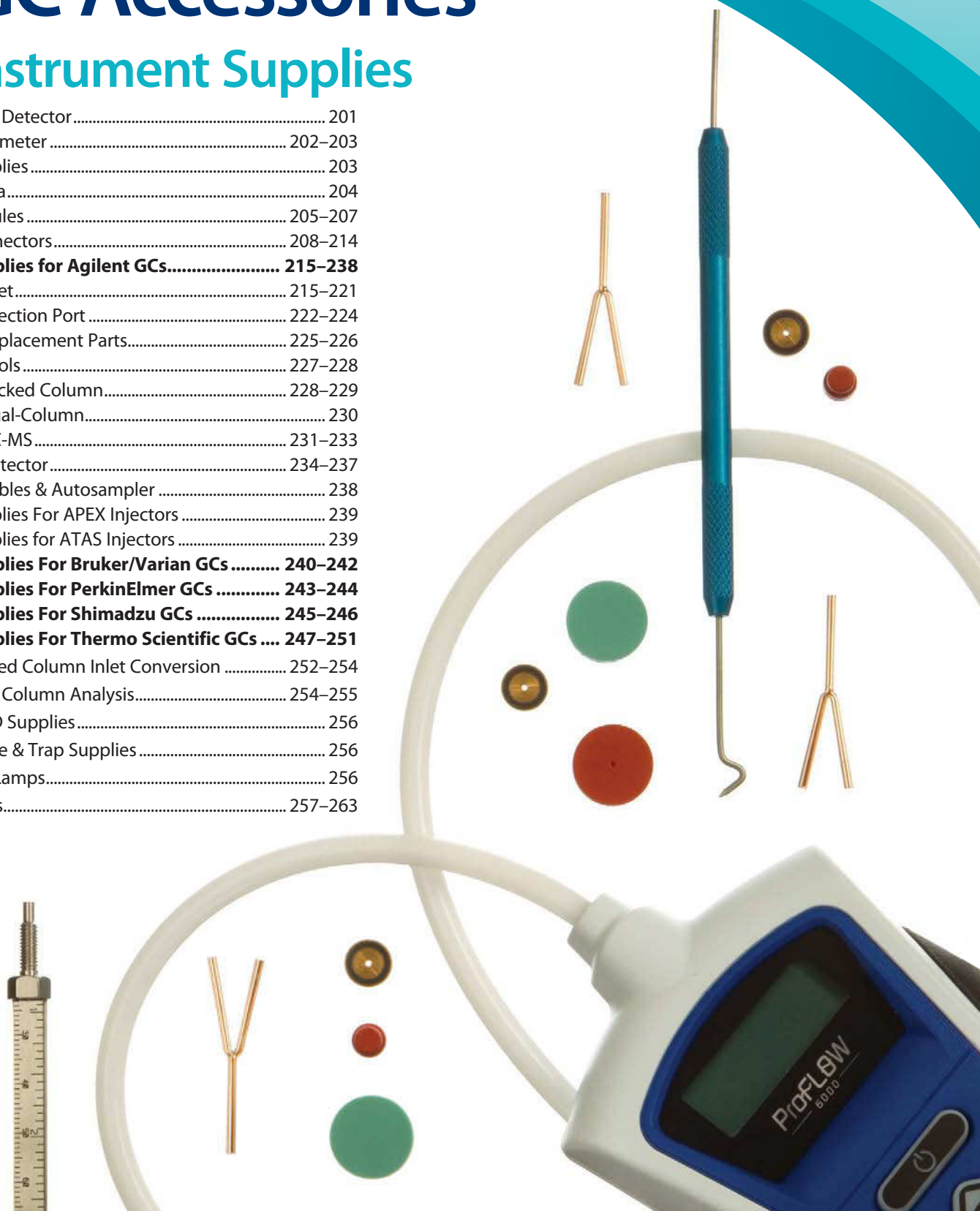
#### Injector Maintenance

Approximately ninety percent of "bad" chromatography is traceable to problems in the injection port. These problems include contaminated carrier gas, incorrect injector flows, active or dirty sites on inlet seals and liners, improper use of wool, leaks, backflash, discrimination, incorrect injector temperature, poor column installation, and use of the wrong injection technique. To minimize injection port problems, set up a routine maintenance schedule and be sure to investigate the injector first when troubleshooting.

# GC Accessories

## Instrument Supplies

Leak Detector.....	201
Flowmeter .....	202–203
Supplies.....	203
Septa.....	204
Ferrules.....	205–207
Connectors.....	208–214
<b>Supplies for Agilent GCs.....</b>	<b>215–238</b>
Inlet.....	215–221
Injection Port.....	222–224
Replacement Parts.....	225–226
Tools.....	227–228
Packed Column.....	228–229
Dual-Column.....	230
GC-MS.....	231–233
Detector.....	234–237
Cables & Autosampler.....	238
Supplies For APEX Injectors.....	239
Supplies for ATAS Injectors.....	239
<b>Supplies For Bruker/Varian GCs.....</b>	<b>240–242</b>
<b>Supplies For PerkinElmer GCs.....</b>	<b>243–244</b>
<b>Supplies For Shimadzu GCs.....</b>	<b>245–246</b>
<b>Supplies For Thermo Scientific GCs....</b>	<b>247–251</b>
Packed Column Inlet Conversion.....	252–254
Dual Column Analysis.....	254–255
ELCD Supplies.....	256
Purge & Trap Supplies.....	256
PID Lamps.....	256
Tools.....	257–263



## Restek Electronic Leak Detector

Don't let a small leak turn into a costly repair—protect your analytical column by using a Restek Leak Detector.

Features & benefits include:

- Ergonomic, handheld design.
- Rugged side grips for added durability.
- Handy probe storage for cleanliness and convenience.
- Long-lasting battery; up to 6 hours of continuous use.
- Automatic shutoff.
- A convenient carrying and storage case.
- Easy-to-clean probe assembly.
- A universal charger set (U.S., European, UK, and Australian plugs included).

Backed by a 1-year warranty, the Restek Leak Detector is the industry standard for performance and affordability in handheld leak detectors.

### Leak Detector Facts

Detectable Gases:	Helium, nitrogen, argon, carbon dioxide, hydrogen
Battery:	Rechargeable Ni-MH internal battery pack (6 hours normal operation)
Operating Temperature Range:	32–120 °F (0–48 °C)
Humidity Range:	0–97%
Warranty:	One year
Certifications:	CE, Ex, Japan
Compliance:	WEEE, RoHS

### Limits of Detection

These gases can be detected with the Restek Electronic Leak Detector at the following leak rates:

#### Minimum Detectable Gas Limits and Indicating LED Color:

- Helium,  $1.0 \times 10^{-5}$ , red LED
- Hydrogen\*,  $1.0 \times 10^{-5}$ , red LED
- Nitrogen,  $1.4 \times 10^{-3}$ , yellow LED
- Argon,  $1.0 \times 10^{-4}$ , yellow LED
- Carbon Dioxide,  $1.0 \times 10^{-4}$ , yellow LED

Gas detection limits measured in atm cc/sec.

Description	qty.	cat.#
Leak Detector With Hard-Sided Carrying Case and Universal Charger Set (U.S., UK, European, Australian)	ea.	22839
Leak Detector Routine Maintenance Review**	ea.	22839-R
Soft-Side Storage Case	ea.	22657
Small Probe Adaptor	ea.	22658

Avoid using liquid leak detectors on a GC! Liquids can be drawn into the system and/or into the leak detector.


\*Caution: The Restek Electronic Leak Detector is designed to detect trace amounts of hydrogen in a noncombustible environment. It is NOT designed for determining leaks in a combustible environment. A combustible gas detector should be used for determining combustible gas leaks under any condition. When using it to detect hydrogen, the Restek Electronic Leak Detector may only be used for determining trace amounts in a GC environment.



Checking for leaks maintains the integrity of a GC system.

## restek recommends

When your Leak Detector batteries need to be replaced, send the unit to us for a routine maintenance review to ensure continued sensitivity and reliability. We will replace not only the batteries, but also the probe and internal/external tubing. We will also recertify your unit. Contact Customer Service to send in your Leak Detector for maintenance (cat. #22839-R).



Ex CE

22839



Carrying/storage case included with purchase of unit.



22657

Optional soft-side storage case is ideal for storing your leak detector or flowmeter in smaller spaces, such as your toolbox.



22658

Verify hard-to-reach leaks using the small probe adaptor (sold separately).



## Flowmeter



22656

## restek recommends

Recalibrate your ProFLOW 6000 flowmeter once every year. Prolonged failure to recalibrate your unit may result in increased error. To always get the most accurate flow measurements, contact Customer Service to send in your flowmeter for recalibration (cat.# 22656-R).



22657

Optional soft-side storage case is ideal for storing your leak detector or flowmeter in smaller spaces, such as your toolbox.

**Restek ProFLOW 6000 Electronic Flowmeter**

State-of-the-art features include:

- Measures volumetric flow for gases across a range of 0.5–500 mL/min.
- NIST traceable calibration.
- Ex rating (electrical apparatus for explosive gas atmospheres) for hydrogen and related gas types.
- Accuracy of  $\pm 2\%$  of flow reading or  $\pm 0.2$  mL/min, whichever is greater.
- Over-range warning indicator.
- Auto shutoff feature.
- Use as a benchtop or handheld unit.
- Ergonomic design and side grips for comfort.
- Measures most gas types.\*
- Convenient carrying/storage case included.
- Uses 2-AA batteries (included).
- Data output via USB port.
- 1-year warranty.
- Recalibration service available.

Flowmeters that can measure flammable gases are becoming mandatory due to the increased use of hydrogen in chromatography. With its Ex rating, the Restek ProFLOW 6000 flowmeter is designed specifically with explosive and flammable gases in mind.

The Restek ProFLOW 6000 is the only flowmeter you need for any type of chromatography gas measurement because of its wide range of capabilities. The ProFLOW 6000 is an electronic device capable of measuring volumetric flow for most gases. Real-time measurements can be made for various types of flow paths, including continually changing gas types. This portable unit is designed for easy handheld use, and the stand adds benchtop convenience.

**Flowmeter Facts:**

Type of Flowmeter:	Volumetric
Battery:	2-AA
Operating Temp. Range:	32–120 °F (0–48 °C)
Warranty:	One year
Certifications:	CE, Ex
Compliance:	WEEE, RoHS

**Description**

Description	qty.	cat.#
Restek ProFLOW 6000 Electronic Flowmeter With Hard-Sided Carrying Case	ea.	22656
ProFLOW 6000 Recalibration Service	ea.	22656-R
Soft-Side Storage Case	ea.	22657

\*The flowmeter is designed to measure clean, dry, non-corrosive gases.





20135

### Soap Film Bubble Flowmeter

- 1 mL flowmeter for flows between 0.1 and 10 cc/min.
- 50 mL flowmeter for flows between 10 and 300 cc/min.
- Includes a reservoir bulb, twenty-four inches (60 cm) of 1/4-inch ID tubing, adaptor tubes for 1/8-inch tubing and 0.53 mm ID capillary columns, and Velcro® fasteners.

Description	Volume	qty.	cat.#
Bubble Flowmeter	1 mL	ea.	20135
Bubble Flowmeter	50 mL	ea.	20136



20612

### Capillary Column Rinsing Reservoir Kit

Restore the performance of bonded-phase capillary columns by dissolving and removing soluble, nonvolatile residue, using this reservoir kit. The 50 mL rinsing reservoir is equipped with 1/4-inch inlet and outlet connections and includes a built-in fritted disk to prevent particulate matter from contaminating the column. The kit includes: reservoir, pressure regulator, fittings, ferrules, and tubing. Reservoir also available separately.

Description	qty.	cat.#
Rinsing Reservoir Complete Kit	kit	20612
Rinsing Reservoir only	ea.	20613

Column not included.

### Methane Cylinder Kit

(For optimizing linear velocity)

Setting the column flow rate by injecting methane and optimizing linear velocity is a preferred method for establishing reproducible retention times (ASTM Method E1510-93). The kit includes a Scotty® 14 cylinder containing 1% methane in helium, a MINICYL regulator, a syringe adaptor, and a package of twenty-five septa for the adaptor.



20197

Description	qty.	cat.#
Methane Cylinder Kit	kit	20197
Replacement Septa for Syringe Adaptor	25-pk.	20198
Replacement Methane Cylinder	ea.	20199



21000

### FID Flow Measuring Adaptor

for Agilent 5890/6890/6850/7890 GCs

- Makes setting flows easy.
- Meets or exceeds original manufacturer's performance.

Description	Similar to		
	Agilent part #	qty.	cat.#
FID Flow Measuring Adaptor	19301-60660	ea.	21000



# 3-IN-1 TECHNOLOGY

Highest Inertness • Lowest Bleed • Exceptional Reproducibility

See pages 26–37 or visit [www.restek.com/rxi](http://www.restek.com/rxi)

## HANDY septum size chart

Instrument	Septum Diameter (mm)
<b>Agilent (HP)</b>	
5880A, 5890, 6850, 6890, 7890, PTV	11
5700, 5880	9.5/10
On-Column Injection	5
<b>Bruker/Varian</b>	
Injector type:	
Packed column	9.5/10
1078/1079	10/11
1177	9
1075/1077	11
<b>Finnigan (TMQ)</b>	
GC 9001	9.5
GCQ	9.5
QCQ	9.5
TRACE 2000	9.5
<b>PerkinElmer</b>	
Sigma series	11
900,990	11
8000 series	11
Auto SYS	11
Auto SYS XL	11
<b>Shimadzu</b>	
All models	Plug
<b>SRI</b>	
All models	Plug
<b>Thermo Scientific</b>	
TRACE GC	17
GCQ w/TRACE, PTV	17
8000 series	17
1300 and 1310 GC	11
<b>Tracor</b>	
540	11.5
550,560	9.5

### tech tip

#### Tips for Handling Septa

All septa, regardless of composition, puncturability, or resistance to thermal degradation will fail if they are mishandled. Overtightening a septum nut invariably will reduce septum lifetime by increasing coring/splitting. All septa contain volatile materials (e.g., phthalates) that are released when the septum is heated (septum bleed). Because most GCs are equipped with a septum purge, septum bleed generally will disappear within 30 minutes after installing a new septum and exposing it to normal injector temperatures. All Restek septa are preconditioned and are ready to use without delay.

### Restek Thermolite® Septa

- Usable to 340 °C inlet temperature\*.
- Precision molding assures consistent, accurate fit.
- Excellent puncturability.
- Preconditioned and ready to use.
- Do not adhere to hot metal surfaces.
- Packaged in ultra-clean blister packs\*\*.
- A Restek exclusive!



Septum Diameter	50-pk.	100-pk.
5 mm (3/16")	27121	27122
6 mm (1/4")	27124	27125
7 mm	27127	27128
8 mm	27130	27131
9 mm	27133	27134
9.5 mm (3/8")	27136	27137
10 mm	27139	27140
11 mm (7/16")	27142	27143
11.5 mm	27145	27146
12.7 mm (1/2")	27148	27149
17 mm	27151	27152
Shimadzu Plug	27154	27155

Note: Due to differences in inlet design, the actual septum temperature for a given inlet setpoint can vary by manufacturer. Restek recommends using only BTO® septa in Thermo Scientific instruments.

\*For 17 mm injectors, the maximum temperature is 330 °C.

\*\*12.7 mm and 17 mm septa packaged in precleaned glass jars.

### Premium Non-Stick BTO® Septa

- Usable to 400 °C inlet temperature\*.
- New plasma coating eliminates sticking in the injection port.
- Precision molding ensures consistent, accurate fit.
- Partial predrilled CenterGuide design.
- Preconditioned and ready to use.
- Packaged in ultra-clean blister packs\*\*.
- Each batch GC-FID tested.
- Bleed and temperature optimized; ideal for demanding GC and GC-MS applications.




Septum Diameter	50-pk.	100-pk.
5 mm CenterGuide	27082	27083
9 mm CenterGuide	27084	27085
9.5 mm (3/8")	27086	27087
10 mm	27088	27089
11 mm (7/16") CenterGuide	27090	27091
11.5 mm CenterGuide	27092	27093
12.7 mm (1/2") CenterGuide	27094	27095
17 mm CenterGuide	27096	27097
Shimadzu Plug	27098	27099

Note: Due to differences in inlet design, the actual septum temperature for a given inlet setpoint can vary by manufacturer. Restek recommends using only BTO® septa in Thermo Scientific instruments.

\*For 17 mm injectors, the maximum temperature is 330 °C. For all injectors, minimum recommended operating temperature for BTO® septa is 250 °C.

\*\*12.7 mm and 17 mm septa packaged in precleaned glass jars.

Measure  
your old  
septum here  
(size in mm)

5

7

9

9.5

10

11

11.5

12.7

17

**Vespel® Ferrules**

- 100% high-temperature polyimide.
- Stable to 350 °C.
- Durable, leak-tight.

**Graphite Ferrules**

- Preconditioned to eliminate out-gassing.
- High-purity, high-density graphite.
- Smoother surface and cleaner edges than conventional graphite ferrules.
- Contain no binders that can off-gas or adsorb analytes.
- Stable to 450 °C.

**Vespel®/Graphite Ferrules**

- 60%/40% Vespel®/graphite blend offers the best combination of sealing and ease of workability.
- Seal with minimal torque, reusable, and preferred for vacuum and high-pressure uses.
- Stable to 400 °C.
- Recommended for mass spec transfer lines.



Vespel® Ferrules

**i tech tip****Choosing the Right Ferrule**

Graphite ferrules are soft, easy to seal, stable to 450 °C, and contain no binders that might off-gas. Vespel®/graphite ferrules work better for vacuum and high-pressure applications (e.g., GC-MS) because they will not fragment or allow oxygen to permeate into the system, whereas graphite ferrules will. Because Vespel®/graphite ferrules are made from a harder material, they might require retightening after several temperature cycles.

**Capillary Ferrules for 1/16-Inch Compression-Type Fittings**

Available in Vespel®, graphite, or Vespel®/graphite material.

Ferrule ID	Fits Column ID	qty.	Vespel	Graphite	Vespel/Graphite
0.3 mm		10-pk.	22213	20233	20275
0.4 mm	0.10/0.15/0.18/0.25/0.28 mm	10-pk.	22214	20200	20211
0.4 mm	0.10/0.15/0.18/0.25/0.28 mm	50-pk.	—	20227	20229
0.5 mm	0.32 mm	10-pk.	22215	20201	20212
0.5 mm	0.32 mm	50-pk.	—	20228	20231
0.6 mm	0.28 mm**	10-pk.	—	—	20232
0.8 mm	0.45/0.53 mm	10-pk.	22216	20202	20213
0.8 mm	0.45/0.53 mm	50-pk.	—	20224	20230
1.0 mm	0.75 mm*	10-pk.	22217	21058	24912
1.2 mm	0.75 mm*	10-pk.	22218	—	—
1.6 mm	1.00 mm*	10-pk.	—	21060	—

\*For micropacked columns.

\*\*For 0.28 mm MXT columns.

**Encapsulated Ferrules for 1/16-Inch Compression Fittings**

- Reusable—will not deform and stick in fittings.
- Less torque needed to seal ferrule.
- Restek's unique blend of graphite minimizes fragmentation and out-gassing.

Ferrule ID	Fits Column ID	qty.	cat.#
0.4 mm	0.25 mm	10-pk.	21036
0.5 mm	0.32 mm	10-pk.	21037
0.8 mm	0.53 mm	10-pk.	21038



Graphite Ferrules



Vespel®/Graphite Ferrules



Encapsulated Graphite Ferrules

**Compact Ferrules** for Agilent 5890/6890/6850/7890 GCs

Available in graphite or Vespel®/graphite material.

Ferrule ID	Fits Column ID	qty.	Graphite	Vespel/Graphite
0.4 mm	0.25/0.28 mm	10-pk.	20250	20238
0.4 mm	0.25/0.28 mm	50-pk.	20251	20239
0.5 mm	0.32 mm	10-pk.	21007	20248
0.5 mm	0.32 mm	50-pk.	21008	20249
0.8 mm	0.45/0.53 mm	10-pk.	20252	20263
0.8 mm	0.45/0.53 mm	50-pk.	20253	20264
1.0 mm	0.75 mm*	10-pk.	21059	—
1.6 mm	1.00 mm*	10-pk.	21061	—

\*For micropacked columns.

**Standard Ferrules** for 1/16-, 1/8-, and 1/4-Inch Fittings

Available in Vespel®, graphite, or Vespel®/graphite material.



Fitting Size	Ferrule ID	qty.	Vespel	Graphite	Vespel/Graphite
1/4"	3/16"	5-pk.	—	—	20258
1/16"	1/16"	10-pk.	22210	20207	20218
1/8"	1/8"	10-pk.	22211	20208	20219
1/8"	reduce to 1/16"	10-pk.	—	20209	20220
1/4"	1/4"	10-pk.	22212	20210	20221
1/4"	reduce to 1/8"	10-pk.	22219	20225	20222
1/4"	reduce to 1/16"	10-pk.	—	20226	20223

**Two-Hole Ferrules** for 1/8-Inch and 1/16-Inch Compression-Type Fittings

- Use 1/16-inch, two-hole ferrules with the 1/16-inch capillary inlet adaptor fitting kit (cat.# 27185).
- Use 1/8-inch, two-hole ferrules with the 1/8-inch capillary inlet adaptor fitting kit (cat.# 20645).

Fitting Size	Ferrule ID	Fits Column ID	qty.	Vespel/Graphite
1/16"	0.4 mm	0.25/0.28 mm	5-pk.	24848
1/16"	0.5 mm	0.32 mm	5-pk.	24849
1/8"	0.8 mm	0.45/0.53 mm	5-pk.	20246

**Reducing Ferrules**

Available in graphite or Vespel®/graphite material.



Fitting Size	Ferrule ID	Fits Column ID	qty.	Graphite	Vespel/Graphite
1/8"	0.4 mm	0.25 mm	5-pk.	20205	20254
1/8"	0.5 mm	0.32 mm	5-pk.	20205	20255
1/8"	0.8 mm	0.53 mm	5-pk.	20206	20215
1/4"	0.4 mm	0.25 mm	5-pk.	20203	—
1/4"	0.5 mm	0.32 mm	5-pk.	20203	20257
1/4"	0.8 mm	0.45/0.53 mm	5-pk.	20204	20217

**Blank Ferrules** for 1/16-Inch Fittings

Fitting Size	Ferrule ID	qty.	Vespel/Graphite
1/16"	no hole	10-pk.	20240

**PTFE Ferrules**

- Upper temperature limit 250 °C.
- 100% PTFE; completely inert.
- One-piece design requires no back ferrule.

Fitting Size	Ferrule ID	qty.	cat.#
1/16"	1/16"	10-pk.	21122
1/16"	0.4 mm	10-pk.	21123
1/16"	0.5 mm	10-pk.	21124
1/16"	0.8 mm	10-pk.	21125
1/8"	1/8"	10-pk.	21126
3/16"	3/16"	10-pk.	21127
1/4"	1/4"	10-pk.	21128

**Graphite Ferrules**

(M4 Fittings) for Thermo Scientific TRACE, 8000, 8000 TOP & Focus GCs

- Preconditioned to eliminate out-gassing.
- High-purity, high-density graphite.
- Smoother surface and cleaner edges than conventional graphite ferrules.
- Contain no binders that can off-gas or adsorb analytes.
- Stable to 450 °C.

Ferrule ID	Fits Column ID	Similar to TS part #	Graphite 2-pk.	Graphite 10-pk.
0.3 mm	0.10–0.15 mm	—	22221	22222
0.4 mm	0.18–0.28 mm	29013488 (2-pk.) 29053488 (10-pk.)	20280	20281
0.5 mm	0.32 mm	29013487 (2-pk.) 29053487 (10-pk.)	20282	20283
0.8 mm	0.45–0.53 mm	29013486 (2-pk.) 29053486 (10-pk.)	20284	20285

**5 mm Ferrules** for Shimadzu 17A GCs

- For use with packed columns.
- Graphite construction.

Description	qty.	cat.#
5 mm Ferrules for Shimadzu 17A GCs	10-pk.	21121

**Graphite Ferrules** for Shimadzu 17A, 2010, and 2014 GCs

- Graphite two-piece construction.
- Available in 0.4, 0.5, and 0.8 mm sizes.
- Packaged on mandrel for easy handling.

Ferrule ID	Fits Column ID	Similar to Shimadzu part #	qty.	cat.#
0.4 mm	0.25 mm and less	220-90765-00	10-pk.	24827
0.5 mm	0.32 mm	221-32126-05	10-pk.	24828
0.8 mm	0.53 mm	221-32126-08	10-pk.	24829

**GRAPHPACK® 2 m Ferrules** for Gerstel CIS 3 and CIS 4 PTV Inlets

Fits Column ID	Similar to Gerstel part #	qty.	cat.#
0.25 mm	001805-040-00	10-pk.	22223
0.32 mm	001805-045-00	10-pk.	22224
0.53 mm	001805-007-00	10-pk.	22225






## Restek Press-Tight® Connectors

Press-Tight® connectors are lightweight, quickly installed, and easy to use. They connect fused silica tubing having outside diameters ranging from 0.33 to 0.74 mm (Restek 0.1 to 0.53 mm ID). Press-Tight® connectors do not cause solvent tailing, or adsorb active compounds.

Press-Tight® connectors most often are used to connect a guard column to an analytical column. They also are used to connect columns differing in polarity, for unique separations, or to repair a broken column.



Make a clean, square cut for optimum connector performance. The cut on the right will produce a poor seal.



A brown ring indicates a proper seal.

### Obtaining a leak-tight seal:

To achieve optimum performance from these connectors, begin with a properly cut fused silica column or retention gap end. Even if you use polyimide resin (cat.# 20445, page 209) for extra insurance, a poorly cut capillary column will make an inadequate seal.

Press the cut ends into the connector, then establish a flow, and leak-check the seal with a Restek Electronic Leak Detector (cat.# 22839, page 201) before heating the system.

### What is the maximum temperature for a Press-Tight® connector?


Press-Tight® connectors are effective at oven temperatures up to 325 °C, the temperature at which the polyimide coating on the column decomposes and the connection will begin to leak. We strongly recommend using a Vu2 Union® (page 210) or SeCure® “Y” (page 211) connector if oven temperatures will exceed 325 °C for prolonged periods of time.

### Can Press-Tight® connectors be used with MXT® columns?

No. To achieve a leak-tight fused silica to stainless steel connection, we recommend an MXT® connector (see page 213).

## Let Restek Make the Connection!

Secure, reliable column-to-column connections!



Guard column connected to an analytical column using a Vu2 Union® connector.

Restek will connect a guard column/transfer line to any analytical column, using a Vu2 Union® connector. We will leak-check the connection and confirm analytical integrity by analyzing a test mixture. To order a preconnected guard column/transfer line, add the three-digit suffix from the chart below to any analytical column catalog number. Example: A 5 m, 0.32 mm ID guard column connected to a 30 m, 0.32 mm ID, 1.0 µm Rtx®-5 column is cat.# 10254-163.

5m Guard Column ID	cat.# suffix	Additional Cost*
0.15 mm	-160	
0.18 mm	-161	
0.25 mm	-162	
0.32 mm	-163	
0.53 mm	-164	
10m Guard Column ID	cat.# suffix	Additional Cost*
0.25 mm	-165	
0.32 mm	-166	
0.53 mm	-167	

Guard columns listed are intermediate polarity (IP) deactivated.

For more information about guard columns, see pages 20–21.

\*Additional cost will be added to the price of the column.




## Press-Tight® Connectors

- Deactivated Press-Tight® connectors maintain complete inertness along the GC flow path.
- Siltek®-deactivated connectors are ideal for organochlorine pesticides analysis.
- Fit 0.33–0.74 mm OD columns (Restek 0.1–0.53 mm ID).

## Universal Press-Tight® Connectors

- Connect a guard column to an analytical column.
- Repair a broken column.
- Connect a column outlet to a transfer line.

Description	5-pk.	25-pk.	100-pk.
Universal Press-Tight Connectors	20400	20401	20402
Universal Press-Tight Connectors, Deactivated	20429	20430	—
Universal Press-Tight Connectors, Siltek Deactivated	20480	20449	—




## Universal “Y” Press-Tight® Connectors

An alternative method of performing dual-column confirmational analyses!

- Split sample flow onto two columns—perform confirmation analysis with a single injection.
- Split a single column flow to two detectors.


Description	ea.	3-pk.
Universal “Y” Press-Tight Connector	20405	20406
Universal “Y” Press-Tight Connector, Deactivated	20405-261	20406-261
Universal “Y” Press-Tight Connector, Siltek Deactivated	20485	20486



## Universal Angled “Y” Press-Tight® Connectors

- Perform confirmation analysis with a single injection.
- Inlet and outlet ends conform to the column curvature—alleviates column-end connection strain.

Description	ea.	3-pk.
Universal Angled “Y” Press-Tight Connector	20403	20404
Universal Angled “Y” Press-Tight Connector, Deactivated	20403-261	20404-261
Universal Angled “Y” Press-Tight Connector, Siltek Deactivated	20487	20469



## Polyimide Resin

Securely connects a Press-Tight® connector to a fused silica column.

Description	Max. Temp.	qty.	cat.#
Polyimide Resin	350 °C	5 grams	20445



## Connectors



Fit both Restek cage designs.



Secure, reliable  
column-to-column  
connections!

NOTE: This product is not recommended for GC column-to-MS connections.

**Vu2 Union® Connectors**

- Connect a guard column to an analytical column.
- Connect a column to a transfer line.
- Connect two columns in series.
- Repair a broken column.
- Fit both Restek cage designs.

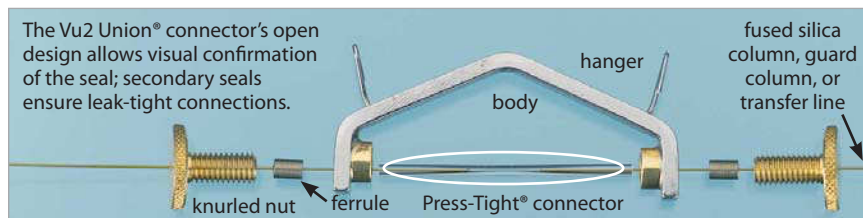
Restek's Vu2 Union® connector combines the simplicity of a Press-Tight® union with the strength of a metal union.

**How does a Vu2 Union® connector work?**

A Press-Tight® union in the Vu2 Union® connector joins the fused silica tubing ends together; the ferrule and knurled nut at each end of the connector hold the tubing in place via a secondary seal between the ferrule and the Press-Tight® union. Each knurled nut applies independent pressure to each ferrule to make leak-tight seals with the column ends. These ultra-strong connections will not unexpectedly disconnect under temperature changes, vibrations, or other stresses normally encountered in GC analyses. The open design allows visual confirmation of the seal between the column and the Press-Tight® union to ensure confidence in the connection. Hang the connector from the column cage to minimize stress on the connections.


**Who will benefit from using Vu2 Union® connectors?**

Any analyst using guard columns, transfer lines, or restrictor tubing; performing a dual-column analysis with columns connected in series; or seeking to repair a broken column will find Vu2 Union® connectors the simple, reliable, easy-to-use solution to their connection needs.



Kits include: Vu2 Union® body, two knurled nuts, two Press-Tight® unions, and four ferrules

Description	Ferrules Fit Column ID	qty.	cat.#
Vu2 Union Connector Kit	0.10–0.15 mm	kit	22220
Vu2 Union Connector Kit	0.18–0.28 mm	kit	21105
Vu2 Union Connector Kit	0.32 mm	kit	21106
Vu2 Union Connector Kit	0.45–0.53 mm	kit	21107
Knurled Nut		2-pk.	21108

**Universal Press-Tight® Connectors**

Description	5-pk.	25-pk.	100-pk.
Universal Press-Tight Connectors	20400	20401	20402
Universal Press-Tight Connectors, Deactivated	20429	20430	—
Universal Press-Tight Connectors, Siltek Deactivated	20480	20449	—

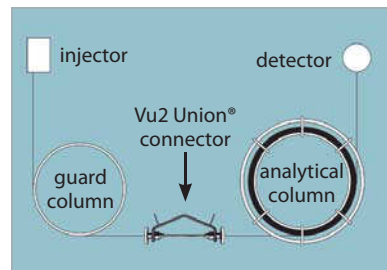
**Graphite Ferrules for Vu2 Union® Connectors**

- High-purity, high-density graphite.
- Stable to 450 °C.
- No binders that can off-gas or adsorb analytes.
- Smooth surface and clean edges.



Ferrule ID	Fits Column ID	Graphite 2-pk.	Graphite 10-pk.
0.3 mm	0.10–0.15 mm	22221	22222
0.4 mm	0.18–0.28 mm	20280	20281
0.5 mm	0.32 mm	20282	20283
0.8 mm	0.45–0.53 mm	20284	20285

A guard column connected to an analytical column by a Vu2 Union® connector.



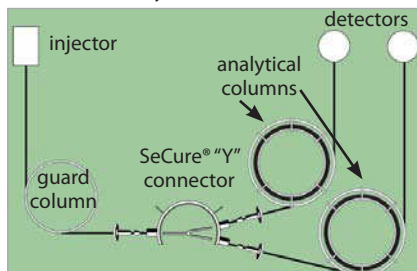
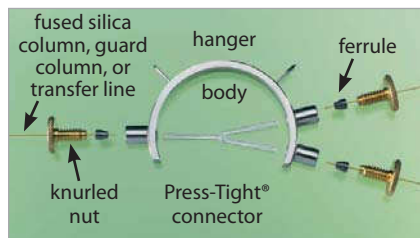
### SeCure® “Y” Connector Kits

- Connect two analytical columns to a transfer line or guard column.
- Use standard “Y” Press-Tight® connectors and 1/16" graphite ferrules.
- Reliable seal integrity—will not unexpectedly disconnect during temperature-programmed analyses.
- Open design allows visual confirmation of the seal for added confidence in the connection.
- Fit both Restek cage designs.

Combine the simplicity of a “Y” Press-Tight® connector with the strength of a metal union. The ferrules and knurled nuts hold the fused silica tubing in place, which prevents the tubing from unexpectedly disconnecting, even at temperatures as high as 400 °C.

The SeCure® “Y” connector’s open design allows visual confirmation of the seal.

Dual-column confirmational analysis with a single injection—one of the SeCure® “Y” connector’s many uses.



Kits include: SeCure® “Y” connector body, three knurled nuts, universal “Y” Press-Tight® union, three ferrules.

Description	Ferrules Fit Column ID	qty.	cat.#
SeCure “Y” Connector Kit	0.18/0.25/0.28 mm	kit	20276
SeCure “Y” Connector Kit	0.32 mm	kit	20277
SeCure “Y” Connector Kit	0.45/0.53 mm	kit	20278
Knurled Nut		3-pk.	20279

### Universal “Y” Press-Tight® Connectors

An alternative method of performing dual-column confirmational analyses!

- Split sample flow onto two columns—perform confirmation analysis with a single injection.
- Split a single column flow to two detectors.
- Deactivated Press-Tight® connectors maintain complete inertness along the GC flow path.
- Siltek®-deactivated connectors are ideal for organochlorine pesticides analysis.
- Fit 0.33–0.74 mm OD columns (Restek 0.1–0.53 mm ID).

Description	ea.	3-pk.
Universal “Y” Press-Tight Connector	20405	20406
Universal “Y” Press-Tight Connector, Deactivated	20405-261	20406-261
Universal “Y” Press-Tight Connector, Siltek Deactivated	20485	20486


### Graphite Ferrules for SeCure® “Y” Connectors

- Preconditioned to minimize out-gassing.
- High-purity, high-density graphite.
- Stable to 450 °C.
- No binders that can off-gas or adsorb analytes.
- Smooth surface and clean edges.

Ferrule ID	Fits Column ID	Graphite 10-pk.	Graphite 50-pk.
0.4 mm	0.10/0.15/0.18/0.25/0.28 mm	20200	20227
0.5 mm	0.32 mm	20201	20228
0.8 mm	0.45/0.53 mm	20202	20224



Fit both Restek cage designs.



## Connectors

### MXT®-Union Connector Kits for Fused Silica Columns

- Low dead volume, leak-tight connection.
- Reusable.
- Siltek® treatment ensures maximum inertness.
- Ideal for connecting a guard column or transfer line to an analytical column.
- Use to oven temperatures of 360 °C.
- Available in union and “Y” configurations.
- Can also be used for connecting fused silica to metal.

These MXT® connectors can be used with fused silica tubing because of a Valcon polyimide, 1/32-inch, one-piece fused silica adaptor. This unique graphite-reinforced composite allows a capillary column to slide into the adaptor and be locked in place simply by loosening and tightening the fitting.



### MXT®-Union Connector Kits for Fused Silica Columns

Each kit contains the MXT® union; two 1/32-inch nuts; and two, one-piece, fused silica adaptors.

Description	qty.	cat.#
For 0.25 mm ID Fused Silica Columns	kit	21386
For 0.32 mm ID Fused Silica Columns	kit	21385
For 0.53 mm ID Fused Silica Columns	kit	21384



### MXT® “Y”-Union Connector Kits for Fused Silica Columns

Each kit contains the MXT® union; three 1/32-inch nuts; and three, one-piece, fused silica adaptors.

Description	qty.	cat.#
For 0.25 mm ID Fused Silica Columns	kit	21389
For 0.32 mm ID Fused Silica Columns	kit	21388
For 0.53 mm ID Fused Silica Columns	kit	21387



### 1/32-Inch Valco® Adaptor Ferrules (Valcon Polyimide)

Fused silica adaptor ferrules are made from Valcon polyimide, a unique, graphite-reinforced composite specially prepared to maximize mechanical stability at temperatures up to 350 °C. The determining factor for selecting adaptor ferrule size is the fused silica tubing OD.

Tubing OD	Tubing ID	Valco #	qty.	cat.#
0.25–0.40 mm	0.25 mm	FS.4-5	5-pk.	20137
0.40–0.50 mm	0.32 mm	FS.5-5	5-pk.	20140
0.50–0.80 mm	0.53 mm	ZF.5V-5	5-pk.	20141
1/32" Replacement Nut			5-pk.	20389



### Ferrule Removal Kit

The tapered tools in this kit have teeth designed to grip and remove fused silica adaptor ferrules that have become stuck in the fitting detail. Each kit has two tools: one for removing 1/32-inch adaptor ferrules and one for removing 1/16-inch adaptor ferrules.

Description	Valco #	qty.	cat.#
Ferrule Removal Kit	FRK1	kit	20146



### tech tip

#### Coupling GC Columns

An MXT® connector is a good alternative to a glass connector when coupling GC columns. This connector is constructed from stainless steel and will not break; it uses ferrules for sealing. The design ensures low dead volume, and Siltek® treatment ensures the MXT® connector is inert; both features help minimize peak tailing. MXT® connectors can be used to connect metal-to-metal, metal-to-fused silica, or fused silica-to-fused silica tubing. When connecting metal tubing, use 1/32-inch stainless steel ferrules (see page 214); for fused silica tubing, use Valcon polyimide adaptor ferrules (see above).



## MXT® Low Dead Volume Connector Kits for Metal Columns

These low dead volume connectors are Siltek® treated to make them inert to active compounds, just like our MXT® columns. They can be used at temperatures up to 430 °C without degrading the deactivated layer. Purchase the appropriate ferrules for connecting 0.28, 0.32 or 0.53 mm ID tubing.



### MXT® Low Dead Volume Connector Kits

for Metal Columns

- Connect a guard column/transfer line to an MXT® stainless steel column.
- Low thermal mass tracks rapid oven temperature programming.
- Stainless steel ferrules and nuts.
- Available in “Y” and union configurations.
- Siltek® treatment ensures ultimate inertness.

Each kit contains the MXT® union, two 1/32-inch ferrules and nuts.

Description	qty.	cat.#
For 0.28 mm ID MXT Columns	kit	20397
For 0.32 mm ID MXT Columns	kit	20536
For 0.53 mm ID MXT Columns	kit	20394



### MXT® Low Dead Volume “Y” Connector Kits

for Metal Columns

Connect two MXT® columns to one inlet or one MXT® column to two detectors.

Each kit contains the MXT® union, three 1/32-inch ferrules and nuts.

Description	qty.	cat.#
For 0.28 mm ID MXT Columns	kit	20396
For 0.32 mm ID MXT Columns	kit	20537
For 0.53 mm ID MXT Columns	kit	20395

## Replacement Ferrules

(1/32-Inch Stainless Steel) for MXT® Connectors

Ferrule ID	Fits Column ID	qty.	cat.#
0.59 mm	0.28 mm	10-pk.	20398
0.53 mm	0.32 mm	10-pk.	20535
0.79 mm	0.53 mm	10-pk.	20399



## 1/4-Inch–3/16-Inch Open-End Wrenches

High-quality miniature wrenches to use with MXT® low-dead-volume connectors.

Description	qty.	cat.#
1/4"–3/16" Open-End Wrenches	2-piece set	20388



## MXT® Capillary Columns Ideal for High Temperature GC Analysis

- Metal tubing won't become brittle at high temperatures (430 °C).
- Exclusive Siltek® layer makes the internal surface as inert as deactivated fused silica.
- Can be tightly coiled well under 4.5" without breaking, even under stress.
- Column efficiency (Trennzahl valve) is similar to that of fused silica.

See pages 90–101.

[www.restek.com/mxt](http://www.restek.com/mxt)

## Connectors



20147

**Zero Dead Volume Valco® Internal Union**

Ends of tubing seat squarely at bottoms of fitting details. 300 series stainless steel. For 1/16" OD tubing. Stainless steel ferrules included.

Description	Union Bore	Valco #	qty.	cat.#
Internal Union	0.15 mm	ZU1XC	ea.	20147
Internal Union	0.25 mm	ZU1C	ea.	20148
Internal Union	0.75 mm	ZU1	ea.	20149
Internal Union	1/16"	ZU1T	ea.	20150



20159



20158

**Male Pipe to Valco® Internal Adapter (Stainless Steel)**

Makes a minimum volume connection from a female pipe fitting on a pressure gauge or regulator to a Valco® zero-dead-volume fitting. 300 series stainless steel; stainless steel ferrules included.

Description	Fitting Size	Bore	Valco #	qty.	cat.#
Male Pipe to Valco Internal Adapter	1/8" NPT Male to 1/16" ZDV	1.0 mm	PZA21	ea.	20158
Male Pipe to Valco Internal Adapter	1/4" NPT Male to 1/16" ZDV	1.0 mm	PZA41	ea.	20159



20286



20287

**Nuts & Ferrules**

(1/16-Inch Stainless Steel) for Valco® Connectors

Description	Valco #	qty.	cat.#
Ferrules, 1/16" Stainless Steel	ZF1-10	10-pk.	20286
Nuts, 1/16" Stainless Steel	ZN1-10	10-pk.	20287



21015

**1/16-Inch Valco® Adaptor Ferrules**

Fused silica adaptor ferrules are made from Valcon polyimide, a unique, graphite-reinforced composite specially prepared to maximize mechanical stability at temperatures up to 350 °C. The determining factor for selecting adaptor ferrule size is the fused silica tubing OD.

Tubing OD	Tubing ID	Valco #	qty.	Valcon Polyimide		Polyimide	
				cat.#	qty.	cat.#	
0.25–0.4 mm	0.1–0.25 mm	FS1.4-5	5-pk.	20142	2-pk.	21015	
0.4–0.5 mm	0.32 mm	FS1.5-5	5-pk.	20143	2-pk.	21016	
0.5–0.8 mm	0.53 mm	FS1.8-5	5-pk.	20144	—	—	—
0.8 mm (1/32")	—	FS1.9-5	5-pk.	20145	—	—	—

## How can we help you today? Contact us...

customer service: **1-814-353-1300, ext. 3** | e-mail: [csreps@restek.com](mailto:csreps@restek.com)

technical service: **1-814-353-1300, ext. 4** | e-mail: [support@restek.com](mailto:support@restek.com)

sales representatives: **1-814-353-1300, ext. 3** | e-mail: [salesreps@restek.com](mailto:salesreps@restek.com)

**4 ways to order:**

1. CALL: 1-800-356-1688, ext. 3 or 1-814-353-1300, ext. 3 *Monday–Friday 8:00 a.m.–6:30 p.m. Eastern Time*
2. FAX: 1-814-353-1309 *24 hours a day*
3. ONLINE: [www.restek.com](http://www.restek.com) *24 hours a day*
4. E-MAIL: [csreps@restek.com](mailto:csreps@restek.com) *24 hours a day*

Outside the U.S.? Find a distributor at [www.restek.com/distributor](http://www.restek.com/distributor)





22241

**Viton® O-Rings** for Agilent GCs

Fit split (6.3 mm OD) or splitless (6.5 mm OD) liners.

Description	Max. temp.	Similar to Agilent part #	10-pk. cat.#	50-pk. cat.#
Viton O-Rings for Agilent GCs	300 °C	5188-5365	22241	22242



20296

**Graphite O-Rings** for Agilent and Bruker/Varian 1177 Injectors

Excellent thermal stability at injection port temperatures up to 450 °C!

Description	Max. temp.	Similar to Agilent part #	10-pk. cat.#	50-pk. cat.#
6.35 mm ID Graphite O-Rings for split liners	450 °C	5180-4168	20296	20297
6.5 mm ID Graphite O-Rings for splitless liners	450 °C	5180-4173	20298	20299



22336

**Replacement Viton® O-Rings** for use with the Agilent Flip Top Inlet Sealing System

Description	Similar to Agilent part #	qty.	cat.#
Viton Replacement O-Rings for use with the Agilent Flip Top Inlet Sealing System	5188-5366	10-pk.	22336



21409

**Silver PTV Seals** for Agilent 6890 GCs

Description	Similar to Agilent part #	qty.	cat.#
Silver PTV Seals for Agilent 6890 GCs	5182-9763	5-pk.	21409



22684

**Liner Seals** for CIS4 and PTV

Description	Max. temp.	Similar to Agilent part #	Similar to Gerstel part #	qty.	cat.#
Liner Seals for CIS4 and PTV	450 °C	5182-9749	007541-005-00	5-pk.	22684



22352

22349

21409

Inlet Adaptor

**PTV Inlet Adaptor Kit** for Gerstel CIS 3 and CIS 4 PTV Inlets

- Meets original manufacturer's performance.
- Includes inlet adaptor, silver PTV seal, and slotted capillary nut.

Description	Similar to Gerstel part #	qty.	cat.#
PTV Inlet Adaptor Kit for 0.25 and 0.32 mm ID Columns	007259-045-00	kit	22350
PTV Inlet Adaptor Kit for 0.53 mm ID Columns	007259-007-00	kit	22351
Silver PTV Seals	002841-005-00	5-pk.	21409
PTV Slotted Capillary Column Nut	001268-005-00	2-pk.	22349
Liner Seal Pre-Seat Tool	007542-000-00	ea.	22352



22223

**GRAPHPACK® 2m Ferrules** for Gerstel CIS 3 and CIS 4 PTV Inlets

Fits Column ID	Similar to Gerstel part #	qty.	cat.#
0.25 mm	001805-040-00	10-pk.	22223
0.32 mm	001805-045-00	10-pk.	22224
0.53 mm	001805-007-00	10-pk.	22225



### Merlin Microseal Septa for Agilent GCs

- Allow operation from 3 to 100 psi (general-purpose Microseal septa) or 1 to 45 psi (low-pressure Microseal septa).
- 400 °C max injection port temperature.

The advantages of the Merlin Microseal septum include elimination of septum coring, longer life, and consistent, low needle-insertion force. The Microseal septum incorporates two separate sealing mechanisms. These sliding seals eliminate septum coring and the resulting accumulation of septum crumbs in the injection port liner.

The Microseal septum uses a 23-gauge (0.63 mm, 0.025") needle or probe with a blunt, truncated conical tip. Since the syringe plunger end details are determined by manual or autosampler compatibility, often a removable needle syringe is an effective way to match both of these requirements. No adapter is required for the Agilent inlet. Installation is simple, requiring no modification of the injection port.

Description	Merlin #	Similar to Agilent part #	qty.	cat.#
<b>General Purpose Kit for Agilent GCs (3 to 100 psi)</b>				
Nut & 2 General Purpose (#410) Microseals	404	5181-8833	kit	22810
Nut & 1 General Purpose (#410) Microseal	405	5182-3442	kit	22811
<b>Low Pressure Kit for Agilent GCs (1 to 45 psi)</b>				
Nut & 2 Low Pressure (#310) Microseals	304		kit	22813
Nut & 1 Low Pressure (#310) Microseal	305	5181-8816	kit	22814
<b>Replacement Microseals</b>				
General-Purpose Microseal (most applications, 3 to 100 psi)	410	5182-3444	ea.	22812
Low-Pressure Microseal (1 to 45 psi)	310	5181-8815	ea.	22815
Microseal for SPME Applications (3 to 100 psi)	21-01W		ea.	22782
Replacement Microseal Nut	403	5182-3445	ea.	22809

Note: Merlin Microseal septa require a 23-gauge (0.63 mm, 0.025") needle or probe with a blunt, truncated conical tip. Compatible syringes and replacement needles are available at [www.restek.com](http://www.restek.com).



22226

### Merlin MicroShot™ Injector

- NIST traceability assures accurate injections.
- Fixed volume reduces sampling error.
- Saves time—no need to transfer to autosampler vials.
- Prevents bent syringe plungers.
- Five injection volumes available.\*

Increase the accuracy and reproducibility of manual injections with the Merlin MicroShot™ injector. This new injector is calibrated to NIST reference standards to assure accurate and traceable displacement. Precise repeated injections of the preset volume can be made using a standard autosampler syringe with less variation than when injecting by hand. The trigger mechanism provides rapid sample delivery, which reduces needle residence time in the injection port and minimizes potential sample discrimination.

The Merlin MicroShot™ injector allows convenient sampling from a wide variety of containers, so you can save time by eliminating the need to transfer aliquots into autosampler vials. The design of this unit also includes a plunger support, which protects the syringe plunger and prevents it from bending.

Fits Agilent-style (ball-end plunger) autosampler syringes with either fixed or removable, 23- or 26-gauge needles.

Description	Merlin cat.#	qty.	cat.#
0.1 µL injection volume	701-01	ea.	22226
0.2 µL injection volume	701-02	ea.	22227
0.5 µL injection volume	701-05	ea.	22228
1.0 µL injection volume	701-10	ea.	22229
2.0 µL injection volume	701-20	ea.	22230

\*Syringe not included. Requires Agilent-style (ball-end plunger) autosampler syringe.



Thermolite®  
Septa



Premium Non-Stick  
BTO® Septa

### Septa for Agilent GCs

- Preconditioned and ready to use.
- Packaged in ultra-clean blister packs.

Septum Diameter	50-pk.	100-pk.
<b>Thermolite Septa (usable to 340 °C inlet temp.)</b>		
5 mm (3/16")	27121	27122
9.5 mm (3/8")	27136	27137
10 mm	27139	27140
11 mm (7/16")	27142	27143
<b>Premium Non-Stick BTO Septa (usable to 400 °C inlet temp.*)</b>		
5 mm CenterGuide	27082	27083
9.5 mm (3/8")	27086	27087
10 mm	27088	27089
11 mm (7/16") CenterGuide	27090	27091

\*Minimum recommended operating temperature for premium non-stick BTO septa is 250 °C.

Note: Due to differences in inlet design, the actual septum temperature for a given inlet setpoint can vary by manufacturer.

### HANDY septum size chart

Agilent Instrument	Septum Diameter (mm)
5880A, 5890, 6890, 6850, 7890, PTV	11
5700, 5880	9.5/10
On-Column Injection	5

### Septum Puller

- Use hooked end for removing septa and O-rings; pointed end for removing stuck ferrules or debris.
- Keep several on hand in your laboratory for other uses, too.



Dislodge a stuck ferrule quickly and easily—without scoring the fitting.



Remove a septum without damaging an expensive weldment.



Description	qty.	cat.#
Septum Puller	ea.	20117



21309

### Septum Nuts for use with Agilent 5890/6890/6850/7890 Split/Splitless Injectors

- Needle guide allows easy penetration and prevents septum coring.
- Manual injection septum nut allows use of 26-gauge needles for on-column injections.
- Made of high-quality stainless steel.

Description	Similar to Agilent part #	qty.	cat.#
Septum Nut, Autosampler & PTV (for 23-gauge needles)	18740-60835	ea.	20631
Septum Nut, Manual Injection (for 26-gauge needles)	18740-60835	ea.	21309

### Septum Nut Removal Tool for Agilent 5890/6890/6850/7890 GCs

- Easily remove the septum nut without touching the heated nut—no more burned fingers!
- Unique, ergonomic handle—easy to grip.
- Nut remains in tool for quick reattachment.



24918



Slip tool over septum nut...



loosen nut...



and remove, avoiding hot metal surfaces.



Septum nut remains in tool until reinstalled.

Description	qty.	cat.#
Septum Nut Removal Tool for Agilent 5890/6890/6850/7890 GCs	ea.	24918



22065

**Injector Wrench** for Agilent 5890/6890/6850 GCs

- Use to remove the septum nut and weldments during GC maintenance.
- Use the smaller end to remove the septum nut.
- Use the larger end to tighten the split/splitless weldment nut.
- High-quality stainless steel construction.
- Meets original equipment performance.

Description	Similar to Agilent part #	qty.	cat.#
Injector Wrench for Agilent 5890/6890/6850 GCs	19251-00100	ea.	22065

**Rethreading Tool**

for Agilent Split/Splitless Injection Ports

Worn and damaged threads can allow oxygen into the system—compromising analytical results and destroying columns. The built-in guide helps prevent cross-threading.



23018



**Repair damaged injection port threads!**

Screw the tool completely onto the injection port in a clockwise direction. Unscrew the tool and inspect the threads, repeat as necessary. When done, wipe threads with methanol to remove any debris.

Description	qty.	cat.#
Rethreading Tool	ea.	23018



injection port bore cleaner

aluminum oxide sanding disk (cleans critical seal on base of injector)



21393

**Injection Port Repair Tool**

for Agilent Split/Splitless Injection Ports

- Remove contaminants, achieve a better seal.
- Cleans critical inlet seal areas.

Description	qty.	cat.#
Injection Port Repair Tool for Agilent Split/Splitless Injection Ports	ea.	21393
Replacement Sanding Disks (5 fine & 5 medium)	10-pk.	22689
Replacement Bore Brushes (one 6.5 mm & one 7 mm)	2-pk.	21353



22181

**Inlet Maintenance Kit** for Agilent GCs

- Includes the most common consumable GC supplies and tools.
- All parts meet or exceed performance of instrument manufacturer's parts.
- Parts list makes reordering easy.

**Inlet kit includes:**

- 0.4, 0.5, and 0.8 mm ID graphite ferrules
- Viton® O-rings
- Capillary nuts
- Inlet seals
- Reducing nut
- Scoring wafer
- 11 mm Thermolite® septa
- 4.0 mm single taper liner
- 4.0 mm split liner with wool
- Capillary column caps
- 1/4" x 5/16" wrench
- Septum puller
- Installation gauge
- Wire cleaning brush
- Jet reamers/ferrule removers
- Inlet liner removal tool
- Septa nut removal tool

Description	qty.	cat.#
Inlet Maintenance Kit	kit	22181






Stainless Steel




Brass

### Capillary Column Nuts for Agilent 5890/6890/7890 GCs

Available in brass or stainless steel.



Choose for use with "compact" Agilent-style ferrules...



...or for use with standard ferrules.

Description	Similar to Agilent part #	qty.	cat.#
<b>For use with "compact" Agilent-style ferrules.</b>			
Stainless Steel Capillary Column Nut	5181-8830	2-pk.	21884
Brass Capillary Column Nut	5181-8830	2-pk.	21878
<b>For use with standard 1/16"-type ferrules.*</b>			
Stainless Steel Capillary Column Nut	05921-21170	2-pk.	20883
Brass Capillary Column Nut	05921-21170	2-pk.	21879

\*Designed to fit a wider variety of 1/16" ferrules

### Hot Swap Capillary Column Nuts

- No more burned fingers!
- No more downtime waiting for injector parts to cool down.


Never worry again about burned fingers or having to wait for the injector to cool down. The Hot Swap capillary column nut allows you to change your capillary column while the injector temp is still hot.



22347

Description	qty.	cat.#
<b>For use with "compact" Agilent-style ferrules.</b>		
Hot Swap Capillary Column Nut	ea.	22348
<b>For use with standard 1/16"-type ferrules.</b>		
Hot Swap Capillary Column Nut	ea.	22347

NOTE: For proper operation, oven fan must be kept operational during change out or risk of burn may occur.



21040



21041

### Finger-Tight Capillary Column Nuts

- Allow wrench-free column installations.
- Work with standard or compact (Agilent-style) ferrules.
- Made from high-quality stainless steel.

Description	Similar to Agilent part #	qty.	cat.#
<b>For use with "compact" Agilent-style ferrules.</b>			
Finger-Tight Capillary Column Nuts	5020-8293, 5020-8292	2-pk.	21040
<b>For use with standard 1/16"-type ferrules.</b>			
Finger-Tight Capillary Column Nuts	5020-8293, 5020-8292	2-pk.	21041

### Injector/Detector Plug Nuts

- Use to cap off an injector to isolate leaks.
- Use to cap off a detector for thermal cleaning.
- Use to check a detector or make-up gas flow rate.
- Use to cap off a detector and prevent hydrogen from accidentally diffusing into the oven from an unused detector base.



21883

Description	Similar to Agilent part#	qty.	cat.#
Injector/Detector Plug Nuts	5020-8294	2-pk.	21883



21034



21399

**Easily seat ferrules for consistent installations!**

### Capillary Installation Gauge for Agilent GCs

- Seats graphite\* ferrules onto column for consistent installations.
- Prevents crushed column ends.
- Made from high-quality stainless steel.

Description	qty.	cat.#
Capillary Installation Gauge for Agilent-style fittings (compact ferrules)	ea.	21034
Capillary Installation Gauge for 1/16" fittings (1/16" ferrules)	ea.	21399

\*For use with graphite ferrules only.



Patented



**Dual Vespel® Ring Inlet Seals** Washerless, leak-tight seals for Agilent GCs

- Does not require a separate washer.
- Requires less torque to seal.
- Does not require retightening of reducing nut after several oven cycles.
- Extends column lifetime by preventing oxygen from reaching the column.
- Same price as the regular inlet seals with washers.



Extend your column lifetimes!



0.8 mm ID Dual Vespel Ring Inlet Seal	2-pk.	10-pk.	50-pk.
Gold-Plated	21240	21241	23418
Siltek-Treated	21242	21243	23419
Stainless Steel	21238	21239	23420
1.2 mm ID Dual Vespel Ring Inlet Seal	2-pk.	10-pk.	
Gold-Plated	21246	21247	
Siltek-Treated	21248	21249	
Stainless Steel	21244	21245	

**Dual Vespel® Ring Cross-Disk Inlet Seals** for Agilent GCs

- Ideal for high-flow split applications.
- Washerless, leak-tight seals.

0.8 mm ID Dual Vespel Ring Cross-Disk Inlet Seal	2-pk.	10-pk.
Gold-Plated	22083	22084
Siltek-Treated	22085	22086

restek innovation!



1/16" Adaptor Fitting

Patented.

**Flip Seal® Dual Vespel® Ring Inlet Seals**

- Reversible, two-sided design allows significantly more analyses than other seals, at the same price—simply use, flip, then use again!
- Vespel® ring embedded in top and bottom surface eliminates need for a washer.
- Highly inert gold or Siltek®-deactivated seals reduce breakdown and adsorption of active compounds, maximizing component transfer to GC column.
- Very little torque required to make seal—reduces operator variability.

Flip Seal Dual Vespel Ring Inlet Seal	2-pk.	10-pk.
Gold-Plated	23411	23413
Siltek-Deactivated	23412	23414
Flip Seal Dual Vespel Ring Inlet Seal Kit	qty.	cat.#
Includes: gold-plated inlet seal, reducing nut adaptor, 1/16" SS nut	kit	23406

Note: The Flip Seal® inlet seal requires a special reducing nut adaptor fitting, which is included in the kit. The Flip Seal® Adaptor can be used with standard 1/16" ferrules.



## Replacement Inlet Seals With Washers

- Siltek® treatment provides inertness similar to fused silica.
- All seals include washers.

### Replacement Inlet Seals for Agilent GCs

The inlet seal at the base of the Agilent 5890/6890/7890 GC injection port contacts the sample and must be changed frequently to prevent adsorption of active compounds. In addition, septum fragments and sample residue accumulate on the disk surface, requiring disk replacement.

To reduce breakdown and adsorption of active compounds, use Siltek® or gold-plated seals.

Single-Column Installation		Similar to	2-pk.	10-pk.	50-pk.
0.8 mm ID (Opening)		Agilent part #			
Gold-Plated		5188-5367	21317	21318	23415
Siltek-Treated			21319	21320	23416
Stainless Steel		18740-20880	21315	21316	23417
0.25/0.32 mm ID Dual-Column Installation			2-pk.	10-pk.	
1.2 mm ID (Opening)					
Gold-Plated			21305	21306	
Siltek-Treated			21307	21308	
Stainless Steel			20390	20391	
0.53 mm ID Dual-Column Installation			2-pk.	10-pk.	
3/16-inch ID (Opening)					
Stainless Steel			20392	20393	



Note: The 1.2 mm inlet seal is recommended when installing two columns using a two-hole Vespel®/graphite ferrule.

All seals include washers.

## Replacement Inlet Seal Washers

Description	Similar to	qty.	cat.#
	Agilent part #		
Replacement Inlet Seal Washers	5061-5869	15-pk.	21710



## Cross-Disk Inlet Seals for Agilent GCs

- Ideal for high-flow split applications on Agilent 5890 GCs.
- All seals include washers.

0.8 mm ID Cross-Disk Inlet Seal		Similar to	2-pk.	10-pk.
		Agilent part #		
Gold-Plated		5182-9652	20477	20476
Siltek-Treated		—	20475	20474
1.2 mm ID Cross-Disk Inlet Seal		Similar to	2-pk.	10-pk.
		Agilent part #		
Gold-Plated		—	21009	21010
Siltek-Treated		—	21011	21012



## Silver PTV Seals for Agilent 6890 GCs

Description	Similar to	qty.	cat.#
	Agilent part #		
Silver PTV Seals for Agilent 6890 GCs	5182-9763	5-pk.	21409



restek innovation!



Simply slip the weldment removal tool over the weldment, then twist and remove the weldment. For speed and efficiency, the weldment stays secured in the weldment removal tool until you reattach it.



## EZ Twist Top® Split/Splitless Injection Ports for Agilent GCs

- Change inlet liners faster and more easily.
- Gas lines are attached to shell weldment bottom to help eliminate broken gas lines.
- Gas lines don't interfere with routine maintenance.
- Weldment removal tool allows for quick removal of the hot weldment without fingers ever touching hot surfaces.
- Weldment stays secure in the tool for reattachment.

The importance of injection port maintenance has been well documented by instrument and column companies industry wide. Restek has made it easy to carry out this maintenance with the innovation of our EZ Twist Top® injection port.

Get the EZ Twist Top Advantage	Restek EZ Twist Top	Agilent Flip Top
Eliminate damaged gas lines	x	
Siltek deactivation for enhanced inertness & durability	x	
Avoid touching hot metal surfaces—weldment tool included	x	



Designed for "drop in" installation!

22175

## EZ Twist Top® Split/Splitless Injection Port for Agilent 7890 GCs

Description	qty.	cat.#
<b>Injection Port Assembly Kit</b> Includes: weldment, shell weldment, 2 weldment O-rings, Siltek dual Vespel ring inlet seal, septum nut, reducing nut, stainless steel capillary nut for use with 1/16" ferrules, and weldment removal tool	kit	22177
<b>Injection Port Assembly Kit, Siltek Treated</b> Includes: Siltek weldment, Siltek shell weldment, 2 weldment O-rings, Siltek dual Vespel ring inlet seal, septum nut, reducing nut, stainless steel capillary nut for use with 1/16" ferrules, and weldment removal tool	kit	22178
Weldment (2 weldment O-rings are installed on the weldment)	ea.	22724
Weldment, Siltek Treated (2 weldment O-rings are installed on the weldment)	ea.	22732
Shell Weldment	ea.	22175
Shell Weldment, Siltek Treated	ea.	22176
Weldment O-rings	10-pk.	22729
Septum Nut, Autosampler & PTV (for 23-gauge needles)	ea.	20631
Stainless Steel Capillary Column Nut (for use with standard 1/16" ferrules)	2-pk.	20883
Reducing Nut	ea.	22078
0.8 mm Dual Vespel Ring Inlet Seal, Siltek-Treated	2-pk.	21242
	10-pk.	21243
Weldment Removal Tool	ea.	22728

Visit [www.restek.com/slideshows](http://www.restek.com/slideshows) for an educational video on our EZ Twist Top® injection port system.



### Which EZ Twist Top® injection port should you buy?

The type of split vent trap you have connected to the EPC module/block on your 6890/6850 Agilent GC determines which EZ Twist Top® Injection Port you need to buy.

Simply remove the top and rear panel on the GC and see if you have the small (pencil type) split vent filter (cat.# 22820) or the large canister type filter (cat.# 23031) attached to the split vent gas line. If you have the small (pencil type) split vent filter, you need the EZ Twist Top® Injection Port for Agilent 6890/6850 GCs (cat.# 22721 or 22722). If you have the large canister filter, you'll need the EZ Twist Top® with Optional Split Vent for Agilent 6890/6850 GCs, for use with large canister type filters (cat.# 22735 or 22736).

**EZ Twist Top® Split/Splitless Injection Port**


for Agilent 6890/6850 GCs (for use with large canister type filter)

Description	qty.	cat.#
<b>Injection Port Assembly Kit</b>		
Includes: split/splitless weldment, shell weldment, 2 weldment O-rings, Siltek dual Vespel ring inlet seal, septum nut, reducing nut, stainless steel capillary nut for use with 1/16" ferrules, and weldment removal tool	kit	22735
<b>Injection Port Assembly Kit, Siltek Treated</b>		
Includes: Siltek split/splitless weldment, Siltek shell weldment, 2 weldment O-rings, Siltek dual Vespel ring inlet seal, septum nut, reducing nut, stainless steel capillary nut for use with 1/16" ferrules, and weldment removal tool	kit	22736
Optional Split/Splitless Shell Weldment	ea.	22733
Optional Split/Splitless Shell Weldment, Siltek Treated	ea.	22734


**EZ Twist Top® Split/Splitless Injection Port**

for Agilent 6890/6850 GCs with Pencil Traps

Description	qty.	cat.#
<b>Injection Port Assembly Kit</b>		
Includes: split/splitless weldment, shell weldment, 2 weldment O-rings, Siltek dual Vespel ring inlet seal, septum nut, reducing nut, stainless steel capillary nut for use with 1/16" ferrules, and weldment removal tool	kit	22721
<b>Injection Port Assembly Kit, Siltek Treated</b>		
Includes: Siltek split/splitless weldment, Siltek shell weldment, 2 weldment O-rings, Siltek dual Vespel ring inlet seal, septum nut, reducing nut, stainless steel capillary nut for use with 1/16" ferrules, and weldment removal tool	kit	22722
Weldment		
(2 weldment O-rings are installed on the weldment)	ea.	22724
Weldment, Siltek Treated	ea.	22732
(2 weldment O-rings are installed on the weldment)		
Shell Weldment	ea.	22723
Shell Weldment, Siltek Treated	ea.	22730
Weldment O-rings	10-pk.	22729
Septum Nut, Autosampler & PTV (for 23-gauge needles)	ea.	20631
Stainless Steel Capillary Column Nut (for use with standard 1/16" ferrules)	2-pk.	20883
Reducing Nut	ea.	22078
0.8 mm Dual Vespel Ring Inlet Seal, Siltek-Treated	2-pk.	21242
	10-pk.	21243
Weldment Removal Tool	ea.	22728

**EZ Twist Top® Split/Splitless Injection Port for Agilent 5890 GCs**

Description	qty.	cat.#
<b>Injection Port Assembly Kit</b>		
Includes: split/splitless weldment, shell weldment, 2 weldment O-rings, Siltek dual Vespel ring inlet seal, septum nut, reducing nut, stainless steel capillary nut for use with 1/16" ferrules, and weldment removal tool	kit	22725
<b>Injection Port Assembly Kit, Siltek Treated</b>		
Includes: Siltek split/splitless weldment, Siltek shell weldment, 2 weldment O-rings, Siltek dual Vespel ring inlet seal, septum nut, reducing nut, stainless steel capillary nut for use with 1/16" ferrules, and weldment removal tool	kit	22726
Weldment		
(2 weldment O-rings are installed on the weldment)	ea.	22724
Weldment, Siltek Treated	ea.	22732
(2 weldment O-rings are installed on the weldment)		
Shell Weldment	ea.	22727
Shell Weldment, Siltek Treated	ea.	22731
Weldment O-rings	10-pk.	22729
Septum Nut, Autosampler & PTV (for 23-gauge needles)	ea.	20631
Stainless Steel Capillary Column Nut (for use with standard 1/16" ferrules)	2-pk.	20883
Reducing Nut	ea.	22078
0.8 mm Dual Vespel Ring Inlet Seal, Siltek-Treated	2-pk.	21242
	10-pk.	21243
Weldment Removal Tool	ea.	22728



## Supplies for Agilent GCs: Injection Port

**Split/Splitless Injection Ports for Agilent GCs**

Would you like better performance from your injector? Our Siltek®-treated split/splitless injector is a direct replacement for Agilent 5890 and 6890/6850 GCs, but Siltek® treatment passivates the metal surface to ensure an inert pathway for the sample, delivering increased performance. The injector is manufactured from high-quality stainless steel and meets or exceeds Agilent original equipment performance.



20265



20266

**Split/Splitless Injection Port**

(Direct Replacement or Siltek® Treated) for Agilent 5890 GCs

Description	Similar to		
	Agilent part #	qty.	cat.#
Replacement Weldment*	19251-60575	ea.	20265
Replacement Weldment*, Siltek Treated	19251-60575	ea.	20267
Replacement Shell Weldment	19251-80570	ea.	20266
Replacement Shell Weldment, Siltek Treated	19251-80570	ea.	20268

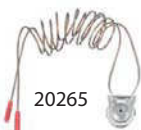
\*For use with manual flow or EPC on Agilent 5890 GCs. For use with manual flow only on Agilent 6890/6850 GCs.



22674



22686



20265



22673

**Split/Splitless Injection Port**

(Direct Replacement or Siltek® Treated) for Agilent 6890/6850 GCs

Description	Similar to		
	Agilent part #	qty.	cat.#
Replacement Weldment with EPC	G1544-60575	ea.	22674
Replacement Weldment with EPC, Siltek Treated	G1544-60575	ea.	22672
Replacement Weldment*	19251-60575	ea.	20265
Replacement Weldment*, Siltek Treated	19251-60575	ea.	20267
Replacement Shell Weldment	G1544-80570	ea.	22673
Replacement Shell Weldment, Siltek Treated	G1544-80570	ea.	22671
Split/Splitless Weldment (for use with large canister type filter)	G1544-60585	ea.	22686
Split/Splitless Weldment (for use with large canister type filter), Siltek Treated	G1544-60585	ea.	22670

\*For use with manual flow or EPC on Agilent 5890 GCs. For use with manual flow only on Agilent 6890/6850 GCs.

**Injection Port Weldments for Agilent GCs for Use With Purge and Trap Systems**

Easily attach your purge and trap with pre-installed low dead volume fittings.



22664

**Injection Port Weldments**

for Agilent GCs with Tekmar Purge and Trap Systems

Description	qty.	cat.#
Weldment for Agilent 6890 GCs	ea.	22664
Weldment for Agilent 6890 GCs with large canister type filter	ea.	22668
Weldment for Agilent 5890 GCs	ea.	22666



22665

**Injection Port Weldments**

for Agilent GCs with OI Purge and Trap Systems

Description	qty.	cat.#
Weldment for Agilent 6890 GCs	ea.	22665
Weldment for Agilent 6890 GCs with large canister type filter	ea.	22669
Weldment for Agilent 5890 GCs	ea.	22667



27184

### 1/16-Inch Capillary Inlet Adaptor Fitting Kit

(Split/splitless fitting for capillary columns)

- 1/16-inch split/splitless fitting that accepts standard capillary ferrules.
- Easier to install capillary columns because the nut protrudes farther from the insulated injection port chamber.
- Same column insertion depth as the original manufacturer's equipment.
- Kit includes adaptor fitting, capillary nut, gold-plated 0.8 mm ID dual Vespeal® ring inlet seal, and one 0.4 mm ID ferrule.

Description	qty.	cat.#
1/16-Inch Capillary Inlet Adaptor Fitting Kit	kit	27184
0.8 mm ID Dual Vespeal Ring Inlet Seal, Gold-Plated	2-pk.	21240
	10-pk.	21241

### Direct Replacement Reducing Nut

- Made from high-quality stainless steel.
- Meets original manufacturer's equipment performance.



22078

Description	Similar to		
	Agilent part #	qty.	cat.#
Reducing Nut	18740-20800	ea.	22078



24323

### EPC Test Kit for Agilent 6890 GCs

Kit includes three O-rings, two plugs, one mounting screw, and one test block.

Description	Similar to		
	Agilent part #	qty.	cat.#
EPC Test Kit for Agilent 6890 GCs	G1530-60960*	kit	24323

\*Similar to Agilent part # G1530-60960, but not exact equivalent. Kits differ in parts.



22068

22069

23035

### Heater Cartridge & Platinum Resistance Thermometer (PRT) Sensor for Agilent 5890 GCs

- Use with 5890 FID and split/splitless weldments.
- Meets or exceeds original manufacturer's performance.

Description	Similar to		
	Agilent part #	qty.	cat.#
Injector/FID Heater and Injector/FID PRT Sensor	05890-61140	kit	22068
Injector/FID Heater	19231-60620	ea.	22069
Injector/FID PRT Sensor	19231-60660	ea.	23035

### Heat Sink

for Agilent 5890 GC Split/Splitless Injector  
Meets or exceeds original manufacturer's performance.



20409

Description	Similar to		
	Agilent part #	qty.	cat.#
Heat Sink	18740-20940	ea.	20409

### Heater Block

for Agilent 6850/6890/7890 GC  
Split/Splitless Injector

Meets or exceeds original manufacturer's performance.



27199

Description	Similar to		
	Agilent part #	qty.	cat.#
Heater Block	G3452-20500, G1544-20570	ea.	27199





**Heater/Sensor Assembly** for Agilent 6850/6890/7890 GCs

- Use with FID, TCD, NPD, and split/splitless inlets.
- Meets or exceeds original manufacturer’s performance.

Description	Similar to Agilent part #	qty.	cat.#
Heater/Sensor Assembly	G1530-61950	ea.	27200

**Heater Block Retaining Nuts** for Agilent GC Split/Splitless Injectors

- Aluminum construction.
- Meet or exceed manufacturer’s performance.



Description	Similar to Agilent part #	qty.	cat.#
Heater Block Retaining Nut for Agilent 5890 GCs	19251-20620	ea.	22080
Heater Block Retaining Nut for Agilent 6890/6850 GCs	G1544-20590	ea.	23042



**Oven Temperature Sensor Assembly** for Agilent GCs

Description	Similar to Agilent part #	qty.	cat.#
Oven Temperature Sensor for Agilent 5890 GC	05890-61030	ea.	23040
Oven Temperature Sensor for Agilent 6890 GC	G1530-61030	ea.	23039



**60 psig Backpressure Regulator Kit** for Agilent GCs

Increase the versatility of your Agilent 5890 GC by replacing the existing 30 psig (207 kPa) backpressure regulator and gauge with our 60 psig (414 kPa) regulator. Enables you to use longer 60 m and 105 m columns as well as shorter 10 m columns. Includes complete instructions.

Description	Similar to Agilent part #	qty.	cat.#
Backpressure Regulator Kit	19246-60630	kit	20634



**Replacement Chemical Traps** for Agilent GCs

- Easy to install.
- Attach to same fittings as original manufacturer’s equipment.
- Built-in frits retain fine particles; adsorbents remove both moisture and hydrocarbons.

Description	Similar to Agilent part #	qty.	cat.#
Replacement Split Vent Trap for Agilent 6890/6850 GCs	G1544-80550	ea.	22820
Replacement Chemical Trap for Agilent 5890 GCs	05890-61260	ea.	21610
Split Vent Line (32-inch) for Agilent GCs Includes: all installation hardware	19251-80525	2-pk.	22800
O-Rings for Agilent Trap Fittings	5180-4181	25-pk.	22064
Optional Split Vent Trap Assembly for Agilent 6890/6850 GCs	G1544-60610	kit	23031
Replacement Traps (2) and O-Rings (4)	G1544-80530	kit	23032



**Air Diverter** for Agilent GCs

- Divert GC exhaust heat up and away from the lab bench.
- Meets or exceeds original manufacturer’s performance.
- Easy to install—no tools required.
- Compatible with 4" flexible metal dryer hose.

Description	Similar to Agilent part #	qty.	cat.#
Air Diverter for Agilent 5890/6890/7890 GCs	19247-60510, G1530-80650	ea.	22076

### Injector Wrench

for Agilent 5890/6890/6850 GCs

- Use to remove the septum nut and weldments during GC maintenance.
- Use the smaller end to remove the septum nut.
- Use the larger end to tighten the split/splitless weldment nut.
- High-quality stainless steel construction.
- Meets original equipment performance.



22065

Description	Similar to Agilent part #	qty.	cat.#
Injector Wrench for Agilent 5890/6890/6850 GCs	19251-00100	ea.	22065

### Inlet Liner Removal Tool

- Easily remove liner from injector—no more burned fingers.
- Made from high-temperature silicone.
- Won't chip or crack the liner.



20181

No more burned fingers!



Description	qty.	cat.#
Inlet Liner Removal Tool	3-pk.	20181

### Rethreading Tool

for Agilent Split/Splitless Injection Ports

Worn and damaged threads can allow oxygen into the system—compromising analytical results and destroying columns. The built-in guide helps prevent cross-threading.



23018



#### Repair damaged injection port threads!

Screw the tool completely onto the injection port in a clockwise direction. Unscrew the tool and inspect the threads, repeat as necessary. When done, wipe threads with methanol to remove any debris.

Description	qty.	cat.#
Rethreading Tool	ea.	23018



26262

### The Claw and The Claw Holder Kit

- Easily removes hot liners from injection ports.
- 4 mL vials (not included) can be replaced when dirty.

Never again will you burn your fingers removing a hot injection port liner. The Claw safely and cleanly removes liners, O-rings, or other small objects from the injection port. You can then place the hot objects in a clean 4 mL vial situated in The Claw holder until ready for reuse.



Description	qty.	cat.#
The Claw	ea.	26261
The Claw Holder Kit (includes The Claw and holder)	kit	26262
WISP 48 Snap Seal Vial	100-pk.	24658

## Supplies for Agilent GCs: Tools, Packed Column

Everything you  
need in one  
complete kit!



22186

**Make Life Easier (MLE) Capillary Tool Kit for Agilent GCs****Includes:**

- Capillary installation gauge for Agilent GCs
- Injector wrench for Agilent GCs
- Septum nut removal tool
- 3/8", 3/16", and 1/4" nylon brushes
- 1/4", 3/8", and 3/16" stainless steel wire tube brushes
- Stainless steel surface brush
- 6 stainless steel jet reamers (0.25–0.65 mm OD)
- 1/4" x 5/16" open end wrench
- 3/8" x 7/16" open end wrench
- 7/16" x 1/2" open end wrench
- 1/2" x 9/16" open end wrench
- Rubber-tipped slide-lock tweezers
- Scoring wafers
- Inlet liner removal tool
- Septum puller
- Mini wool puller/insertor tool
- 4-inch tapered needle file
- Swivel head flashlight
- Mini hand drill set
- 15 cm compact steel ruler
- Pocket magnifier
- High-temperature string (1 meter)
- Pipe cleaner (12-inch)
- Cotton tip swabs (pk. of 25)

Description	qty.	cat.#
MLE Capillary Tool Kit for Agilent GCs	kit	22186

**Column Hanger**

for Agilent 7890, 6890, 5890, and 5880A GCs

Description	qty.	cat.#
Column Hanger for Agilent 7890, 6890, 5890, and 5880A GCs	ea.	22128



22128

**Direct Injection (DI) Inserts and Liner Adaptor for 1/4-Inch Packed Column Injection Ports (for 0.25, 0.32, & 0.53 mm ID columns)****DI Glass Inserts** for Agilent 5890 Packed Column GC

- Tolerances closely controlled.
- Can be removed from the septum nut weldment.

Description	Similar to Agilent part #	qty.	cat.#
DI Glass Inserts for Agilent 5890 Packed Column GC (1.7 mm ID x 3.0 mm OD x 93 mm)	5181-3382, 5080-8732	5-pk.	20967

**DI Uniliner® Liners** for Agilent 5890 Packed Column GC

- Press-Tight® taper forms dead volume free connection to column.
- Minimizes solvent and peak tailing.
- Use with 0.25, 0.32, and 0.53 mm ID capillary columns.
- Can be removed from the septum nut weldment.

Description	Fits same liner adaptor as Agilent part #	qty.	cat.#
DI Uniliner Liner for Agilent 5890 Packed Column GC (1.7 mm ID x 3.0 mm OD x 93 mm)	5181-3382, 5080-8732	ea.	20964
		5-pk.	20965
		25-pk.	20966

**DI Liner Adaptor**

for Agilent 5890 Packed Column GC

- Uses standard 1/16-inch capillary nut and ferrules.
- Convenient wrench pad at base.
- Includes 1/4-inch graphite ferrule and stainless steel nut.
- Use with Agilent or Restek DI glass inserts or Restek DI Uniliner® liners for an Agilent 5890 packed column GC.



Description	Similar to Agilent part #	qty.	cat.#
DI Liner Adaptor for Agilent 5890 Packed Column GC	19244-80540	ea.	21303

**Siltek® Septum Packed Purge Port Weldment for Agilent 5890 GCs**

Siltek® treatment makes weldment inert and eliminates adsorption of sensitive compounds (e.g., DDT and endrin). Order Viton® O-rings (below) and appropriate septa separately (see page 217).

Description	Similar to Agilent part #	qty.	cat.#
Siltek Septum Packed Purge Port Weldment for Agilent 5890 GCs	19243-80570	ea.	21691
Viton Replacement O-rings	5080-8898	10-pk.	21685



**Micropacked Inlet Conversion Kits**

- Convert a capillary GC split/splitless inlet for use with 1/16" OD micropacked columns.
- For use with Agilent 5890, 6890, and 7890 GCs.
- Sample pathways deactivated for ultimate inertness.

Description	qty.	cat.#
<b>Micropacked Column Adaptor Kit for Split/Splitless Injection*</b> <i>Complete kit with FID and injection port adaptors</i> Kit includes: dual Vespel ring inlet seal, large bore; reducing nut, large bore; FID adaptor, large bore; 1/4" ferrule, Vespel/graphite; 1/4" nut, stainless steel; 1/16" ferrules, Vespel/graphite (2); 4 mm splitless liner, intermediate polarity deactivated; 1/16" nuts, stainless steel (2)	kit	22424
<b>Micropacked Column Adaptor Kit for On-Column Injection*</b> <i>Complete kit with FID and injection port adaptors</i> Kit includes: dual Vespel ring inlet seal, large bore; reducing nut, large bore; FID adaptor, large bore; 1/4" ferrule, Vespel/graphite; 1/4" nut, stainless steel; 1/16" ferrules, Vespel/graphite (2); Siltek treated metal liner installation guide; 1/16" nuts, stainless steel (2)	kit	22425
<b>Micropacked Column Adaptor Kit for Split/Splitless Injection</b> <i>Injection Port Adaptor Kit</i> Kit includes: dual Vespel ring inlet seal, large bore; reducing nut, large bore; 1/16" ferrule, Vespel/graphite; 1/16" nut, stainless steel; 4 mm splitless liner, intermediate polarity deactivated	kit	22426
<b>Micropacked Column Adaptor Kit for On-Column Injection</b> <i>Injection Port Adaptor Kit</i> Kit includes: dual Vespel ring inlet seal, large bore; reducing nut, large bore; 1/16" ferrule, Vespel/graphite; Siltek treated metal liner installation guide; 1/16" nut, stainless steel	kit	22427
<b>Micropacked Column Adaptor Kit for FID*</b> <i>FID Adaptor Kit</i> Kit includes: FID adaptor, large bore; 1/4" ferrule, Vespel/graphite; 1/4" nut, stainless steel; 1/16" nut, stainless steel; 1/16" ferrule, Vespel/graphite	kit	22428
<b>Replacement Inlet Seals for Micropacked Column Adaptor</b> Dual Vespel Ring Inlet Seals, large bore (2)	2-pk.	22429
<b>Replacement Metal Liner Installation Guide for On-Column Injection, Siltek Treated</b>	ea.	22430
<b>Replacement 4 mm Splitless Liner</b>	ea.	20772

\*For use with packed column FIDs only.



Large-Bore Dual Vespel® Ring Inlet Seals



1/4" SS Nut



Large-Bore FID Adaptor



1/4" Vespel®/Graphite Ferrule



1/16" SS Nuts



Large-Bore Reducing Nut



1/16" Vespel®/Graphite Ferrules



22430



20772

## Solid Phase Extraction Cartridges from Restek

Proven Quality • Superior Cleanliness • Method-Specific Performance

See **page 375** for details or visit

[www.restek.com/resprep](http://www.restek.com/resprep)







27185

### Inlet Adaptor Kit for Dual Column Installation

for Agilent Capillary Injectors (Split/splitless fitting for capillary columns)

- 1/16-inch split/splitless fitting that accepts standard, two-hole capillary ferrules.
- Easier to install capillary columns due to the nut protruding farther from the insulated injection port chamber.
- Same column insertion depth as the original manufacturer's equipment.
- Kit includes adaptor fitting, 1/16" capillary nut, gold-plated 1.2 mm ID dual Vespel® ring inlet seal, one 0.4 mm ID two-hole ferrule, and one 0.5 mm ID two-hole ferrule.

Description	qty.	cat.#
Inlet Adaptor Kit for Dual Column Installation for Agilent Capillary Injectors	kit	27185
1.2 mm ID Dual Vespel Ring Inlet Seal, Gold-Plated	2-pk.	21246
	10-pk.	21247



### Two-Hole Ferrules

for 1/8-Inch and 1/16-Inch Compression-Type Fittings

- Use 1/16-inch, two-hole ferrules with the 1/16-inch capillary inlet adaptor fitting kit (cat.# 27185).
- Use 1/8-inch, two-hole ferrules with the 1/8-inch capillary inlet adaptor fitting kit (cat.# 20645).

Fitting Size	Ferrule ID	Fits Column ID	qty.	Vespel/Graphite
1/16"	0.4 mm	0.25/0.28 mm	5-pk.	24848
1/16"	0.5 mm	0.32 mm	5-pk.	24849
1/8"	0.8 mm	0.45/0.53 mm	5-pk.	20246



20645

For use with 0.53 mm ID columns.

### 1/8-Inch Capillary Inlet Adaptor Fitting Kit

(Split/splitless fitting for 0.53 mm ID capillary columns)

- 1/8-inch split/splitless fitting accepts standard two-hole capillary ferrules and a standard 1/8-inch nut.
- Makes column installation easy due to the nut protruding farther from the insulated injection port chamber.
- The column insertion depth is the same as the original equipment.
- Kit includes adaptor fitting, capillary nut, stainless steel inlet seal, washer, and one 0.8 mm ID two-hole ferrule.
- Use recessed taper liners with this adaptor.

Description	qty.	cat.#
1/8-Inch Capillary Inlet Adaptor Fitting Kit	kit	20645
0.53 mm ID Dual-Column Installation	2-pk.	20392
1/16-inch ID (Opening) Replacement Inlet Seal	10-pk.	20393

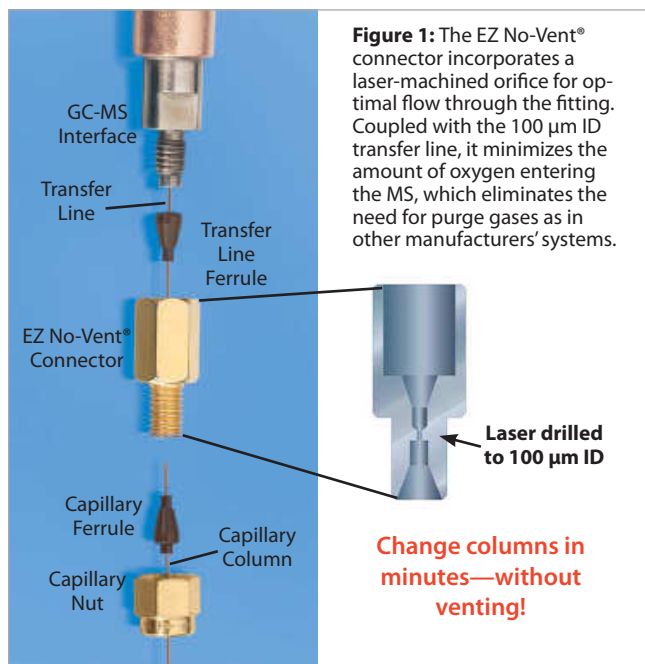


### EZ No-Vent® GC Column-Mass Spectrometer Connector

for Agilent GCs with 5971/5972, 5973, or 5975 GC-MS

- Change GC-MS columns in minutes without venting—100 µm transfer line maintains vacuum and eliminates the need to vent.
- Easy to install and maintain—no special tools or plumbing required.
- Gold-plated body for inertness.
- High-temperature polyimide ferrules eliminate leaks at the problematic transfer line fitting.
- Lower cost than other “no-vent” fittings.

We designed the EZ No-Vent® GC column-mass spectrometer connector to be simple and easy to use. A critical orifice in the EZ No-Vent® connector minimizes the amount of oxygen allowed into the MS source, eliminating the need for purge gas as is required for other manufacturers’ vent systems. This enables you to skip the lengthy vent and pump-down cycle otherwise required when you make a column change, saving nearly a day of down-time with each column change. The EZ No-Vent® connector easily attaches to the MS source without special tools or extra plumbing.



**restek  
innovation!**

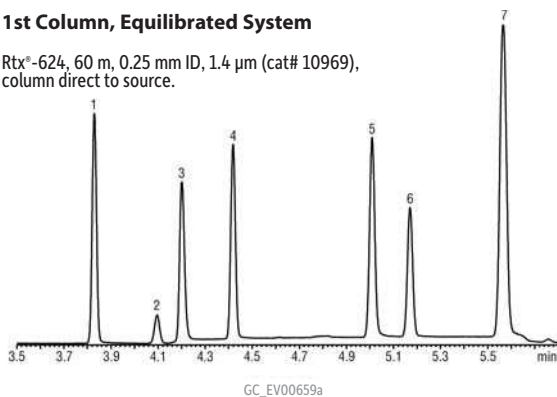
Kit installs easily, without special tools or plumbing.



**Figure 2:** Sharp, symmetric peaks for gases show the EZ No-Vent® connector does not add dead volume and allows rapid column changes.

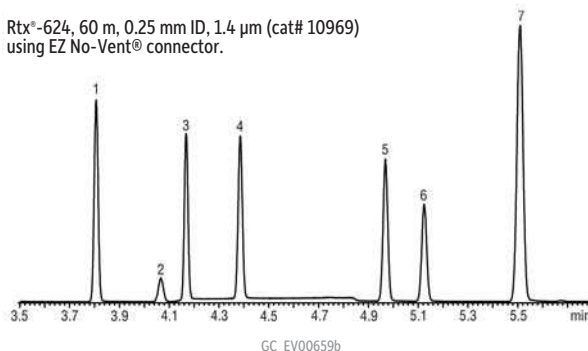
#### 1st Column, Equilibrated System

Rtx®-624, 60 m, 0.25 mm ID, 1.4 µm (cat# 10969), column direct to source.



#### Acquired 76 minutes after installing 2nd column

Rtx®-624, 60 m, 0.25 mm ID, 1.4 µm (cat# 10969) using EZ No-Vent® connector.



#### Peaks

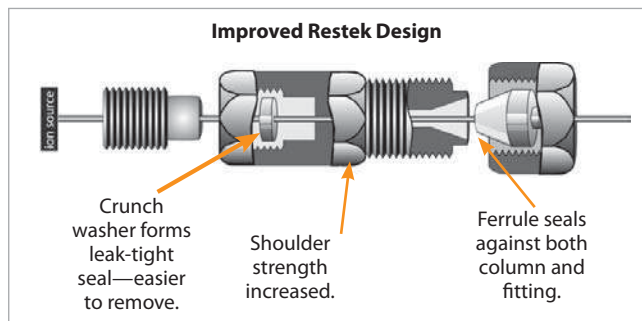
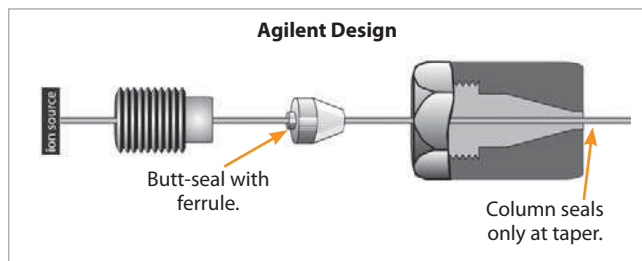
1. Dichlorodifluoromethane
2. 1,2-dichlorotetrafluoroethene (Freon® 114)
3. Chloromethane
4. Vinyl chloride
5. Bromomethane
6. Chloroethane
7. Trichlorofluoromethane

<b>Column</b>	Rtx®-624, 60 m, 0.25 mm ID, 1.40 µm (cat.# 10969)	<b>Detector</b>	Agilent 5973 GC-MS
<b>Sample</b>	502.2 Calibration Mix #1 (gases) (cat.# 30042)	<b>Transfer Line Temp.:</b>	280 °C
<b>Injection</b>	purge and trap split	<b>Analyzer Type:</b>	Quadrupole
<b>Inj. Temp.:</b>	300 °C	<b>Tune Type:</b>	BFB
<b>Oven</b>		<b>Ionization Mode:</b>	EI
<b>Oven Temp.:</b>	60 °C	<b>Scan Range:</b>	35-550 amu
<b>Carrier Gas</b>	He, constant flow	<b>Instrument</b>	Agilent/HP6890 GC
<b>Flow Rate:</b>	1.0 mL/min.		

Description	qty.	cat.#
<b>EZ No-Vent Connector Kit</b> includes: EZ No-Vent Connector, two 0.4 mm ID adaptor ferrules for capillary column, two 0.4 mm ID ferrules for transfer line, 100 µm deactivated transfer line (3 ft.), column plug, column nut	kit	21323
Replacement ferrules for connecting capillary column to EZ No-Vent Connector:		
0.4 mm (Polyimide)	2-pk.	21015
0.5 mm (Polyimide)	2-pk.	21016
Replacement Ferrules (polyimide) for connecting transfer line to EZ No-Vent connector: 0.4 mm ID	2-pk.	21043
Replacement 100 µm Deactivated Transfer Line	3 ft.	21018
Replacement EZ No-Vent Column Nut	20-pk.	23100
Replacement EZ No-Vent Plug	5-pk.	23112
Open-End Wrenches, 1/4" x 5/16"	2-pk.	20110

### MSD Conversion Fitting

- A flat, soft aluminum sealing ring deforms and butt-seals against the MSD interface.
- A standard Vespe<sup>l</sup>® ferrule seals the column and 1/16-inch stainless steel nut.
- Fitting is constructed of nickel-plated brass for longevity and softness.
- Use any standard Vespe<sup>l</sup>® or Vespe<sup>l</sup>®/graphite 1/16-inch ferrule.
- Includes a 1/16-inch stainless steel nut and two replacement sealing rings. Order ferrules separately.
- Improved design reduces chance of leaks.



Description	qty.	cat.#
MSD Conversion Fitting	ea.	21314
Replacement Ring Seal for MSD Conversion Fitting	2-pk.	21313

### MSD Source Nut

- 1.2 mm nut bore permits easy removal of ferrules with a standard tapered-needle file (cat.# 20106).
- Made of brass to prevent thread-stripping on the transfer line.
- Design enhances ease of threading onto the transfer line and improves overall lifetime.




Description	Similar to		
	Agilent part #	qty.	cat.#
(Detector) MSD Source Nut	05988-20066	2-pk.	20643

### restek innovation!



### Capillary Installation Gauge for Agilent 5973/5975 MS

- Seats ferrules onto column for consistent installations.
- Made from high-quality stainless steel.



Install the nut and ferrule onto the column, then insert the installation tool, exposing several centimeters at the exit end. Tighten the nut (not depicted).

Score and remove the exposed end of the column.

Loosen the nut.

Description	Similar to		
	Agilent part #	qty.	cat.#
Capillary Installation Gauge for Agilent 5973/5975 MS	G1099-20030	ea.	21894

### Gold Tip Transfer Line

- For use with Agilent 5971/5972 MS systems.
- Gold-plated for inertness.
- Meets or exceeds original manufacturer's performance.



Description	Similar to		
	Agilent part #	qty.	cat.#
Gold Tip Transfer Line	05971-20305	ea.	24699

### Ion Source Cleaning Powder

Use this aluminum oxide powder to clean surfaces that contact the sample or ion beam when you encounter poor sensitivity and inadequate abundances at high masses.



Description	Similar to		
	Agilent part #	qty.	cat.#
Ion Source Cleaning Powder	8660-0791	1 kg	22685

Inland 45 is the highest-quality rough pump oil you can use for your mass spectrometer.

### Inland 45 Pump Oil

Recommended for most mass spectrometers.

- Ease at cold start.
- Low vapor pressure  $10^{-7}$  torr.
- Nontoxic and noncorrosive.
- Compatible with buna-N, neoprene, and Viton® seals.
- Optimum vacuum pump performance.
- Lowest mass spectrometer background.
- Recommended for optimum mass spec performance.



24819

Description	Similar to		
	Agilent part #	qty.	cat.#
Inland 45 Pump Oil	6040-0834	1 liter	24819

### Rough Pump Oil #19 for MSD Pumps, Oil Vacuum Pump

- Formulated from crude oil stocks known for their durability and line-lubricating qualities.
- Use in Agilent 5973/5972/5971 and GCD mass spec systems, or in other manufacturers' MSD systems that require rough pump oil.
- Under average use, the oil in the foreline rough pump should be replaced every six months.



22687

Description	qty.	cat.#
Rough Pump Oil for MSD Pumps	1 liter	22687



27194

### GC-MS Cleaning Kit

Poor sensitivity, loss of sensitivity at high masses, or high multiplier gain during an auto tune are all indicators that your mass spectrometer source may need to be cleaned. Restek has assembled all of the necessary components for cleaning and polishing your ion source.

The Restek GC-MS Cleaning Kit (cat.#s 27194, 27195) includes:

- lint-free nylon gloves (small-2 pair)
- lint-free nylon gloves (large-2 pair)
- lint-free cotton cloth, 9 x 9 (10-pk.)
- micro mesh 4 x 6 sheet (4-pk.)
- aluminum oxide (1-kg jar)
- cotton tip applicators
- tweezers, large
- tweezers, small
- septum puller
- Dremel® tool, battery-operated (optional, 27194)
- tool kit bag

Reorder Kit (cat.# 27196) includes:

- lint-free nylon gloves (small-2 pair)
- lint-free nylon gloves (large-2 pair)
- lint-free cotton cloth, 9 x 9 (10-pk.)
- micro mesh 4 x 6 sheet (4-pk.)

Description	qty.	cat.#
Mass Spec Cleaning Kit with Dremel Tool	kit	27194
Mass Spec Cleaning Kit without Dremel Tool	kit	27195
Mass Spec Cleaning Kit Replacement Parts Kit	kit	27196
Includes: cloths, micro mesh sheets, small and large gloves		

### ETP Electron Multipliers

for Mass Spectrometry

- Air stable.
- 2-year shelf life guarantee.
- Discrete dynode design extends operating life.

The multi-dynode approach of all ETP multipliers results in longer lifetimes and better sensitivities compared with channel multipliers because of greater surface area.



23074

The electron multipliers manufactured by ETP use a proprietary dynode material. This material has a number of properties that make it very suitable for use in an electron multiplier. It has very high secondary electron emission, which allows exceptional gain to be achieved from each dynode. This material is also very stable in air. In fact, an ETP multiplier can be stored for years before being used. As a direct result of the high stability of the active materials used in ETP multipliers, they come with a 2-year shelf life warranty (stored in original sealed package). Many testing laboratories take advantage of this long shelf life by keeping a replacement ETP multiplier on hand, ready for immediate installation. This keeps instrument downtime to a minimum.

### did you know?

A typical ETP electron multiplier has a total active dynode surface area of ~1,000 mm<sup>2</sup> compared to a standard continuous dynode multiplier that only has a total channel surface area of around 106 mm<sup>2</sup>. The increased surface area of the ETP slows the aging process and improves operating life.

Description	qty.	cat.#
<b>Electron Multipliers for Agilent GC-MS and LC-MS</b>		
For Agilent 5970 GC-MS	ea.	23072
For Agilent 5971, 5972, GC GC-MS	ea.	23073
For Agilent 5973 & 5975 GC-MS (includes mount for initial installation)*†	ea.	23074
For Agilent 5973 & 5975 GC-MS and LC-MSD (Replacement Multiplier)*†	ea.	23075

\*Note: The electron multipliers have been specifically developed to retrofit the original manufacturer's equipment. The detector incorporates a modular design to facilitate ease of replacement and additional innovations intended to enhance performance. First-time installation requires a mount that includes the mechanical housing. After initial installation, only the replacement electron multiplier is required.

†This unit is designed for use in the 5975, 5973 GC, and the LC-MSD (not for 5975C Triple Axis Detector).

Other ETP Electron Multipliers are available upon request. Call us or contact your Restek representative if you do not see your instrument listed.



**Heater Cartridge & Platinum Resistance Thermometer (PRT) Sensor** for Agilent 5890 GCs

- Use with 5890 FID and split/splitless weldments.
- Meets or exceeds original manufacturer's performance.

Description	Similar to Agilent part #	qty.	cat.#
Injector/FID Heater and Injector/FID PRT Sensor	05890-61140	kit	22068
Injector/FID Heater	19231-60620	ea.	22069
Injector/FID PRT Sensor	19231-60660	ea.	23035



**FID Base Weldment** for Agilent GCs

- Meets or exceeds original manufacturer's performance.
- Includes brass nut.
- Available for Agilent 5890, 6850, or 6890 GCs.


Description	Similar to Agilent part #	qty.	cat.#
FID Base Weldment for Agilent 5890 GCs	19231-80580	ea.	23041
FID Base Weldment, Pack Column FID for Agilent 6850/6890 GCs	G1531-80580	ea.	23052
FID Base Weldment, Capillary Column FID for Agilent 6850/6890 GCs	G1531-80630	ea.	23053

Note: 6890 GC connections to EPC modules are not compatible with the 7890 EPC modules.

**FID Collector Housing Kits** for Agilent GCs

- Meets or exceeds original manufacturer's performance.
- Available for Agilent 5890, 6890, or 7890 GCs.

Description	Similar to Agilent part #	qty.	cat.#
FID Collector Housing Kit for Agilent 5890 GCs (includes collector body, spanner nut, and silicone washer—order mount separately)	19231-20920	kit	23037
FID Collector Housing Kit for Agilent 6890/7890 GCs (includes collector body, silicone washer, nut, and mount)	G1531-20550	kit	23045
FID Collector Housing for Agilent 6890/7890 GCs	G1531-20740	ea.	23044
Replacement Silicone Washers for FID Collector Housing for Agilent 5890/6890/7890 GCs	5180-4165	12-pk.	23064



**FID Collector Mount** for Agilent GCs

- Meets or exceeds original manufacturer's performance.
- Available for Agilent 5890, 6890, or 7890 GCs.

Description	Similar to Agilent part #	qty.	cat.#
FID Collector Mount for Agilent 5890 GCs	19231-20930	ea.	23036
FID Collector Mount for Agilent 6890/7890 GCs	G1531-20550	ea.	23043

**Spanner Wrench** for Agilent 5890/6890/6850/7890 FID Collector Assemblies

- Easily remove the nut from the FID collector without damaging the nut.
- Unique, ergonomic handle—easy to grip.
- Fits all instrument models.



Remove FID ignitor castle.



Easily loosen the nut by aligning the two pins on the bottom of the wrench with the two open slots on the nut...



...then turn counterclockwise...



...and remove.

Description	Similar to Agilent part #	qty.	cat.#
Spanner Wrench for Agilent 5890/6890/6850/7890 FID Collector Assembly	19231-00130	ea.	22329





### FID Collector Assembly Kit for Agilent 5890 GCs

- Constructed of high-quality stainless steel.
- Meets or exceeds original manufacturer's performance.
- Individual replacement parts available.

Description	Similar to Agilent part #	qty.	cat.#
FID Collector Assembly Kit (includes insulators)	19231-60690	kit	23010
FID Collector Assembly Kit w/Siltek Ignitor Castle		kit	21131
FID Collector (includes insulators)	19231-20970, 19231-20960, 19231-20950	ea.	21138
FID Collector Nut and Washer	19231-20940, 5181-3311	set	21136
FID Ignitor*	19231-60680	ea.	21001
FID Ignitor Castle	19231-20910	ea.	21137
Siltek FID Ignitor Castle		ea.	21135

\*Also fits OI Analytical 4410 detector (similar to OI part # 191833).



### FID Collector Assembly Kit for Agilent 6890/6850/7890 GCs

- Constructed of high-quality stainless steel.
- Meets or exceeds original manufacturer's performance.
- Individual replacement parts available.

Description	Similar to Agilent part #	qty.	cat.#
FID Collector Assembly Kit (includes insulator)	G1531-60690	kit	21699
FID Collector Assembly Kit w/Siltek Ignitor Castle		kit	21132
FID Collector (includes insulators)	G1531-20690, G1531-20700	ea.	21139
FID Collector Nut and Washer	19231-20940, 5181-3311	set	21136
FID Ignitor*	19231-60680	ea.	21001
FID Ignitor Castle	19231-20910	ea.	21137

\*Also fits OI Analytical 4410 detector (similar to OI part # 191833).



### FID Flow Measuring Adaptor

for Agilent 5890/6890/6850/7890 GCs

- Makes setting flows easy.
- Meets or exceeds original manufacturer's performance.

Description	Similar to Agilent part #	qty.	cat.#
FID Flow Measuring Adaptor	19301-60660	ea.	21000

### FID Gauge Pack for Agilent 5890 GCs

- Pressure regulators and gauges for air and hydrogen.
- 1/8-inch bulkhead allows easy hookup to instrument.
- Rated for inlet pressures to 250 psi (1,724 kPa).
- Rated for outlet pressures of 0 to 60 psi (0–414 kPa).



Description	qty.	cat.#
FID Gauge Pack for Agilent 5890 GCs	ea.	22071

### FID Maintenance Kits for Agilent GCs

- Include the most common consumable GC supplies and tools.
- All parts meet or exceed performance of instrument manufacturer's parts.
- Parts list makes reordering easy.

#### FID kits include:

- 1/4" and 0.4, 0.5, and 0.8 mm ID graphite ferrules
- FID/NPD capillary adaptor
- Capillary nuts
- Jet reamers/ferrule removers
- 1/4" nut
- Scoring wafer
- Capillary column caps
- Ignitor for either Agilent 5890 or 6890/6850/7890 GCs
- FID flow-measuring adaptor
- 1/4" x 5/16" wrench
- Installation gauge
- Wire cleaning brush
- High-performance Siltek® treated FID jet for either Agilent 5890 (adaptable jet) or 6890/6850/7890 (dedicated jet) GCs
- Spanner wrench
- FID jet removal tool



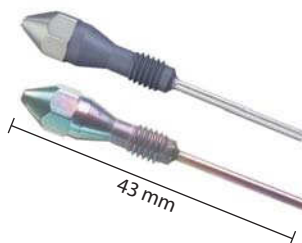

Description	qty.	cat.#
FID Maintenance Kit for Agilent 5890 GCs	kit	22180
FID Maintenance Kit for Agilent 6850/6890/7890 GCs	kit	22179



## tech tip

### Which FID Jet Should I Use?

There are two FID jet configurations for Agilent GCs. The longer “adaptable” jet fits both 5890 and 6890 GCs, and can be used with capillary or packed columns. The shorter “dedicated” jet is for the FID in the 6890/7890 GC that is designed only for use with capillary columns.



## FID Replacement Jets

### Standard Version

- Threads specially coated for easy installation and removal.
- Special processing ensures the highest degree of cleanliness.
- Meets or exceeds original manufacturer’s performance.

### High-Performance Version—Siltek® Treated

- Similar to the standard version, but Siltek® treated.
- Extremely inert, for use with active compounds.

## Capillary Adaptable FID Replacement Jet for Agilent 5890/6890/6850 GCs

Engineered with a fluted tip to guide the capillary column into the jet.

Description	Similar to				
	Agilent part #	qty.	cat.#	qty.	cat.#
Standard, 0.011-Inch ID Tip	19244-80560	ea.	20670	3-pk.	20671
High-Performance Siltek Treated, 0.011-Inch ID Tip	19244-80560	ea.	20672	3-pk.	20673

## Capillary Dedicated FID Replacement Jet for Agilent 6890/6850/7890 GCs

Description	Similar to				
	Agilent part #	qty.	cat.#	qty.	cat.#
Standard, 0.011-Inch ID Tip	G1531-80560	ea.	21621	3-pk.	21682
High-Performance Siltek Treated, 0.011-Inch ID Tip	G1531-80560	ea.	21620	3-pk.	21683
High-Temperature, 0.018-Inch ID Tip	G1531-80620	ea.	23078	3-pk.	23079

## Packed Column FID Replacement Jets for Agilent 5890/6890/6850 GCs

- 0.018-inch ID jets: Used for most general-purpose packed column applications.
- 0.030-inch ID jets: For packings that exhibit high bleed and that frequently clog the tip of smaller 0.018-inch jets.

Description	Similar to				
	Agilent part #	qty.	cat.#	qty.	cat.#
Standard, 0.018-Inch ID Tip	18710-20119	ea.	21694	3-pk.	21695
High-Performance Siltek Treated, 0.018-Inch ID Tip	18710-20119	ea.	21696	3-pk.	21697

Description	Similar to				
	Agilent part #	qty.	cat.#	qty.	cat.#
Standard, 0.030-Inch ID Tip	18789-80070	ea.	21688	3-pk.	21689
High-Performance Siltek Treated, 0.030-Inch ID Tip	18789-80070	ea.	21686	3-pk.	21687

## FID Jet Removal Tool for Agilent 5890/6890/6850/7890 FIDs

- Securely grips jet in socket for easy removal or installation.
- Unique, ergonomic handle—easy to hold.



Slip tool over FID jet...

...loosen jet...

...and remove.

Description	qty.	cat.#
FID Jet Removal Tool for Agilent 5890/6890/6850/7890 FIDs	ea.	22328



23034

### Torx® Screwdriver Set

- Set includes TR-10, TR-15, and TR-20.
- Ideal for performing routine maintenance on Agilent 6890 and 7890 GCs.

Description	qty.	cat.#
Torx Screwdriver Set	set	23034

Torx® is a registered trademark of Textron Inc.



20884

### FID/NPD Adaptor Fitting

- Easy-to-use, sturdy, compact stainless steel fitting.
- 1/16-inch nut uses standard graphite or Vespel®/graphite ferrules.
- Wrench pad won't turn when installing a capillary column.
- Includes 1/4- and 1/16-inch stainless steel nuts, and 1/4-inch Vespel® and 0.4 mm ID graphite ferrules.

Description	qty.	cat.#
FID/NPD Adaptor Fitting	kit	20884



20120



### FID/Injector Cleaning Kit

The FID/injector cleaning kit includes:

- Nylon tube brushes (1/8", 3/16", 1/4").
- Pipe cleaner.
- Stainless steel tube brushes (3/8", 3/16", 1/4").
- Stainless steel surface brush.
- Stainless steel jet reamers.
- Emery cloth.

Description	qty.	cat.#
FID/Injector Cleaning Kit	kit	20120

### Injector/Detector Plug Nuts

- Use to cap off an injector to isolate leaks.
- Use to cap off a detector for thermal cleaning.
- Use to check a detector or make-up gas flow rate.
- Use to cap off a detector and prevent hydrogen from accidentally diffusing into the oven from an unused detector base.



21883

Description	Similar to Agilent part#	qty.	cat.#
Injector/Detector Plug Nuts	5020-8294	2-pk.	21883




22077

### FID/NPD Capillary Adaptor Fitting for Agilent

5890/6890/6850 GCs

- High-quality stainless steel construction.
- Meets or exceeds original manufacturer's performance.

Description	Similar to Agilent part #	qty.	cat.#
FID/NPD Capillary Adaptor Fitting	19244-80610	ea.	22077



21301

21302

27192

27190

### ECD/FID Dual-Purpose Make-Up Gas Kit

for Agilent 5890 GCs

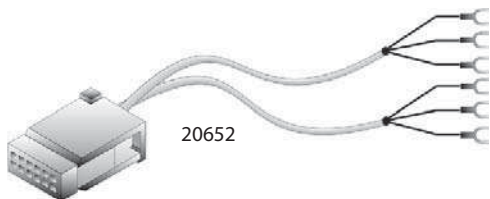
Kit includes: replacement fitting, 1/4" nut, Vespel®/graphite ferrule, 1/16" nut, 0.4 mm ID graphite ferrule, Siltek®-treated guide.

Description	Similar to Agilent part #	qty.	cat.#
ECD/FID Replacement Fitting Kit with Flow Manifold Connection		kit	21301
Replacement ECD Siltek Metal Guide		2-pk.	21302
Replacement ECD Fused Silica Liner	19233-20625	ea.	27192
		5-pk.	27193
Replacement Micro ECD Liner	G2397-20540	ea.	27190
		5-pk.	27191

### Replacement Cables

for Agilent GCs, Integrators, & Autosamplers

- Considerable savings over original manufacturer's equipment.
- Instructions and wiring diagrams included.
- Manufactured with only the highest-quality components.



Connect an Agilent 5890 GC to a non-Agilent integrator or standard strip chart recorder.

Description	Similar to Agilent part #	length	qty.	cat.#
Replacement Cable	05890-60800	6 ft	ea.	20652



Connect an Agilent 5890 GC to remote-start another piece of equipment or to start the Agilent 5890 GC from that piece of equipment.

Description	Similar to Agilent part #	length	qty.	cat.#
Replacement Cable	05890-61080	6 ft	ea.	20657

For quotes on custom cables, call 800-356-1688, ext. 4, or contact your Restek representative.



### Injector Mounting Posts and Parking Post

for Agilent 7673 & 7683 Autosamplers

Performance equivalent to original manufacturer's parts.

Description	Similar to Agilent part #	qty.	cat.#
Injector Mounting Post for Agilent 7673 Series Autosamplers for use with 6890 GCs	07673-21140	ea.	21237
Injector Mounting Post for Agilent 7683 Series Autosamplers for use with 6850/6890 GCs	G2613-20500	ea.	21172
Parking Post for Agilent 7673/7683 Series Autosamplers for use with 5890/6890/7890 GCs	05890-61525	ea.	22343

### Turret Tray Assembly

for Agilent 7673 Autosamplers

Holds sample, waste, and solvent vials.



Description	Similar to Agilent part #	qty.	cat.#
Turret Tray Assembly for Agilent 7673 Autosamplers	07673-60605	ea.	22855

### Autosampler Plunger Carrier Belt

for Agilent 7673A & 7673B Autosamplers

All parts meet or exceed original manufacturer's performance.



Description	For Agilent Model #	Similar to Agilent part #	qty.	cat.#
Autosampler Plunger Carrier Belt	7673A, 7673B	07673-61275	ea.	22695

### Carriage Motor Belt

for Agilent 7673A, 7673B, and 7673C Autosamplers

Meets original manufacturer's performance.



Description	Similar to Agilent part #	qty.	cat.#
Carriage Motor Belt for Agilent 7673A, 7673B, and 7673C	1500-0676	ea.	22692

### Z-Belt for Agilent 7673B Autosamplers

Meets original manufacturer's performance.



Description	Similar to Agilent part #	qty.	cat.#
Z-Belt for Agilent 7673B Autosamplers	1500-0803	ea.	22363

### Injector Turret Motor for Agilent 7673A & 7673B Injectors

Meets original manufacturer's performance.



Description	Similar to Agilent part #	qty.	cat.#
Injector Turret Motor for Agilent 7673A & 7673B Injectors	07673-60810	ea.	22337



22067



22354



22355

**Viton® O-Rings** for Apex Liners

Description	Max. temp.	qty.	cat. #
Viton O-Rings for APEX liners	250 °C	25-pk.	22067

**Accessories** for ATAS LINEX DMI System

Description	qty.	cat. #
Needle Guide for ATAS LINEX DMI Liner	5-pk.	22354
Microvial/Insert for ATAS LINEX DMI Liner	100-pk.	22355



## True Blue Performance

Exceptionally inert, Sky® inlet liners with **state-of-the-art deactivation** improve trace level analysis.

See **page 175-184.**

[www.restek.com/sky](http://www.restek.com/sky)



**Inlet Liner Seals**

for Bruker/Varian 1177 Injectors

Meets or exceeds original manufacturer's performance.



Description	Max. temp.	Similar to Bruker/Varian part #	10-pk. cat.#	50-pk. cat.#
6.35 mm ID Graphite O-Rings for split liners	450 °C	—	20296	20297
6.5 mm ID Graphite O-Rings for splitless liners	450 °C	39-26119-40	20298	20299

**Liner Seals**

for Bruker/Varian 1078/1079 GCs



Description	Max. temp.	Similar to Bruker/Varian part #	qty.	cat.#
5 mm Graphite Liner Seals for Bruker/Varian 1078/1079 GCs	450 °C	392611919, 392534201	10-pk.	22683



Premium Non-Stick BTO® Septa



Thermolite® Septa

**Septa for Bruker/Varian GCs**

Septum Diameter	50-pk./price	100-pk./price
<b>Thermolite Septa (usable to 340 °C inlet temp.)</b>		
9 mm	27133	27134
9.5 mm (3/8")	27136	27137
10 mm	27139	27140
11 mm (7/16")	27142	27143

**Premium Non-stick BTO Septa (usable to 400 °C inlet temp.\*)**

9 mm CenterGuide	27084	27085
9.5 mm (3/8")	27086	27087
10 mm	27088	27089
11 mm (7/16") CenterGuide	27090	27091

\*Minimum recommended operating temperature for premium non-stick BTO septa is 250 °C.

Note: Due to differences in inlet design, the actual septum temperature for a given inlet setpoint can vary by manufacturer.

**HANDY septum size chart**

Injector Type	Septum Diameter (mm)
Packed Column	9.5/10
1078/1079	10/11
1177	9
1075/1077	11

**Merlin Microseal Septa**

for Bruker/Varian GCs

400 °C max injection port temperature.

The advantages of the Merlin Microseal septum include elimination of septum coring, longer life, and consistently low needle-insertion force. The Microseal septum incorporates two separate sealing mechanisms. These sliding seals eliminate septum coring and the resulting accumulation of septum crumbs in the injection port liner.

The Microseal septum uses a 23-gauge (0.63 mm, 0.025") needle or probe with a blunt, truncated conical tip. Since the syringe plunger end details are determined by manual or autosampler compatibility, often a removable needle syringe is an effective way to match both of these requirements. Installation is simple, requiring no modification of the injection port.



22779



22780

Description	Merlin#	cat.#
General Purpose Kit for Bruker/Varian 1078/1079 GCs Includes: Nut, Adapter, O-Ring, & 1 General-Purpose (#410) Microseal	21-11W	22779
General Purpose Kit for Bruker/Varian 1177 GCs Includes Nut, Adapter, O-Ring, & 1 General-Purpose (#410) Microseal	22-11W	22780
<b>Replacement Microseals</b>		
General-Purpose Microseal (most applications, 3 to 100 psi)	410	22812
Low-Pressure Microseal (1 to 45 psi)	310	22815
Microseal for SPME Applications (3 to 100 psi)	21-01W	22782

# Sky®

Inlet Liners

**Looking for the Best Solution?**

Sky® inlet liners, featuring a state-of-the-art deactivation, give you the inertness you need for accurate, reproducible trace-level results.

See pages 175–184 for details.





20881

### Capillary Nuts for Bruker/Varian GCs

Choose brass or stainless steel construction.

Description	Similar to Bruker/Varian part #	qty.	cat.#
Brass Capillary Nuts	03-949551-00	2-pk.	20881
Stainless Steel Capillary Nuts	03-949551-00	2-pk.	20882

### Siltek® Treated Inlet Support Springs for Bruker/Varian 1075/1077 Split Injectors

Siltek® treated to eliminate sample adsorption.



21690

Description	Similar to Bruker/Varian part #	qty.	cat.#
Siltek Treated Inlet Support Springs for Bruker/Varian 1075/1077 Split Injectors	03-949786-00	3-pk.	21690



22335

### Capillary Installation Gauge for Bruker/Varian GCs for use with 1/16" ferrules

- Seats ferrule\* onto column for consistent installations.
- Prevents crushed column ends.
- Made from high-quality stainless steel.

Description	qty.	cat.#
Capillary Installation Gauge for Bruker/Varian GCs for use with 1/16" ferrules	ea.	22335

\*For use with graphite ferrules only.



22184

Everything you need in one complete kit!

### Make Life Easier (MLE) Capillary Tool Kit for Bruker/Varian GCs

**Includes:**

- Capillary installation gauge for Bruker/Varian GCs
- 1/8", 3/16", and 1/4" nylon brushes
- 1/4", 3/8", and 3/16" stainless steel wire tube brushes
- Stainless steel surface brush
- 6 stainless steel jet reamers (0.25–0.65 mm OD)
- 1/4" x 5/16" open end wrench
- 3/8" x 7/16" open end wrench
- 7/16" x 1/2" open end wrench
- 1/2" x 9/16" open end wrench
- Rubber-tipped slide-lock tweezers
- Scoring wafers
- Inlet liner removal tool
- Septum puller
- Mini wool puller/insertor tool
- 4-inch tapered needle file
- Swivel head flashlight
- Mini hand drill set
- 15 cm compact steel ruler
- Pocket magnifier
- High-temperature string (1 meter)
- Pipe cleaner (12 inch)
- Cotton tip swabs (pk. of 25)

Description	qty.	cat.#
MLE Capillary Tool Kit	kit	22184

### Rethreading Tool for Bruker/Varian Injection Ports

for Bruker/Varian Injection Ports

- Repair worn or damaged threads.
- Multiple uses (injection ports, fittings, etc.).
- Built-in guide to prevent cross-threading.



23018



### Make your injection port threads like new!

Screw the tool completely onto the injection port in a clockwise direction. Unscrew the tool and inspect the threads, repeat as necessary. When done, wipe threads with methanol to remove any debris.

Description	qty.	cat.#
Rethreading Tool for 7/16" compression fitting (Bruker/Varian injection ports)	ea.	23019
Rethreading Tool for 1/4" Bruker/Varian-style capillary column fittings	ea.	21893

restek  
innovation!

Kit installs easily,  
without special tools  
or plumbing.

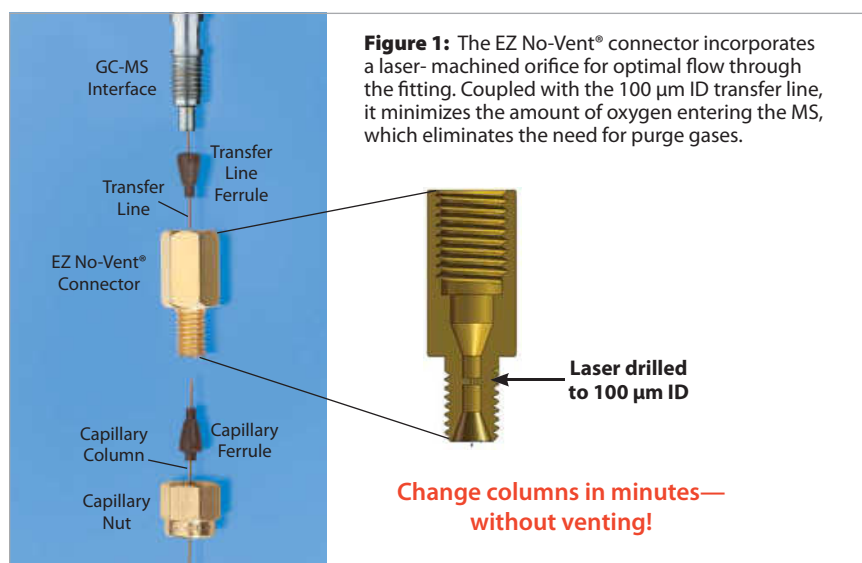


### EZ No-Vent® GC Column-Mass Spectrometer Connector

for Bruker/Varian Saturn 2000 Series Mass Spectrometers

- Change GC-MS columns in minutes without venting—100 µm transfer line maintains vacuum and prevents venting.
- Easy to install and maintain—no special tools or plumbing required.
- Gold-plated body for inertness.
- High-temperature polyimide ferrules eliminate leaks at the problematic transfer line fitting.
- Lower cost than other “no-vent” fittings.

We designed the EZ No-Vent® GC column-mass spectrometer connector to be simple and easy to use. A critical orifice in the EZ No-Vent® connector minimizes the amount of oxygen allowed into the MS source, eliminating the need for purge gas as is required for other manufacturers' vent systems. This enables you to skip the lengthy vent and pump-down cycle otherwise required when you make a column change, saving nearly a day of downtime with each column change. The EZ No-Vent® connector easily attaches to the MS source without special tools or extra plumbing.



Description	qty.	cat.#
<b>EZ No-Vent Connector Kit for Bruker/Varian Saturn 2000 Series MSs</b>		
Includes: EZ No-Vent connector, two 0.4 mm ID adaptor ferrules for capillary column, two 0.4 mm ID ferrules for transfer line, 100 µm deactivated transfer line (3 ft), column plug, column nut	kit	22423
Replacement ferrules for connecting capillary column to EZ No-Vent connector:		
0.4 mm (Polyimide)	2-pk.	21015
0.5 mm (Polyimide)	2-pk.	21016
Replacement Ferrules (polyimide) for connecting transfer line to EZ No-Vent connector:		
0.4 mm ID	2-pk.	21043
Replacement 100 µm Deactivated Transfer Line	3 ft.	21018
Replacement EZ No-Vent column Nut	20-pk.	23100
Replacement EZ No-Vent Plug	5-pk.	23112
Open-End Wrenches, 1/4" x 5/16"	2-pk.	20110

**Graphite O-Rings** for PerkinElmer Auto SYS XL or Clarus GCs With PSS Injector



Fits 4 mm OD liners.

Description	Max. temp.	Similar to PE part #	qty.	cat.#
Graphite O-Rings for PerkinElmer Auto SYS XL or Clarus GCs	450 °C	N610-1751	10-pk.	21475
w/PSS Injector	450 °C	N610-1751	25-pk.	21476

**Viton® O-Rings** for PerkinElmer PSS Injector



Fits 4 mm OD liners.

Description	Max. temp.	Similar to PE part #	qty.	cat.#
Viton O-Rings for PerkinElmer PSS Injector	250 °C	N6101747	10-pk.	20366

**Silicone O-Rings** for PerkinElmer Auto SYS XL or Clarus With CAP Injector



Fits 6.2 mm OD liners.

Description	Max. temp.	Similar to PE part #	qty.	cat.#
Silicone O-Rings for PerkinElmer Auto SYS XL or Clarus w/CAP Injector	250 °C	N6101374	10-pk.	20262



Thermolite® Septa



Premium Non-Stick BTO® Septa

**Septa (11 mm) for PerkinElmer GCs**

Thermolite Septa usable to 340 °C inlet temp.		Premium Non-Stick BTO Septa usable to 400 °C inlet temp.*	
qty.	cat.#	qty.	cat.#
50-pk.	27142	50-pk.	27090
100-pk.	27143	100-pk.	27091

\*Minimum recommended operating temperature for premium non-stick BTO septa is 250 °C.

Note: Due to differences in inlet design, the actual septum temperature for a given inlet setpoint can vary by manufacturer.

**Merlin Microseal Septa**

for PerkinElmer GCs

400 °C max injection port temperature.

The advantages of the Merlin Microseal septum include elimination of septum coring, longer life, and consistent low needle insertion force. The Microseal septum incorporates two separate sealing mechanisms. These sliding seals eliminate septum coring and the resulting accumulation of septum crumbs in the injection port liner.



22781

The Microseal septum uses a 23-gauge (0.63 mm, 0.025") needle or probe with a blunt, truncated conical tip. Since the syringe plunger end details are determined by manual or autosampler compatibility, often a removable needle syringe is an effective way to match both of these requirements. Installation is simple, requiring no modification of the injection port.

Description	Merlin#	Similar to PE#	cat.#
General Purpose Kit for PerkinElmer GCs (3 to 100 psi) Includes: Nut, Adapter, O-ring & 2 General Purpose (#410) Microseals	51-12W	N9303344	22781
<b>Replacement Microseals</b>			
General-Purpose Microseal (most applications, 3 to 100 psi)	410	N9303345	22812
Low-Pressure Microseal (1 to 45 psi)	310		22815
Microseal for SPME Applications (3 to 100 psi)	21-01W		22782

Check out the Restek blog for the latest developments and new applications!

[blog.restek.com](http://blog.restek.com)



### Injector Adaptors for PerkinElmer CAP Injector

- Made of high-quality stainless steel.
- Meet or exceed original manufacturer's performance.
- Siltek®-treated version available for increased inertness.

Description	Similar to PE part #	qty.	cat.#
<b>For use with PE-style capillary nuts</b>			
Injector Adaptor for PerkinElmer CAP Injector	N6100157	ea.	22318
Siltek-Treated Injector Adaptor for PerkinElmer CAP Injector	—	ea.	22320
<b>For use with 1/16" compression-style nuts</b>			
Injector Adaptor for PerkinElmer CAP Injector	—	ea.	22319

### FID Capillary Column Adaptors

for PerkinElmer Auto SYS XL

- Made of high-quality stainless steel.
- Meet or exceed original manufacturer's performance.



Description	Similar to PE part #	qty.	cat.#
<b>For use with PE-style capillary nuts</b>			
FID Capillary Column Adaptor for PerkinElmer Auto SYS XL	N6120020	ea.	22608
<b>For use with 1/16" compression-style nuts</b>			
FID Capillary Column Adaptor for PerkinElmer Auto SYS XL	—	ea.	22609



### FID Replacement Parts

for PerkinElmer Auto SYS XL and Clarus 500

- Made of high-quality stainless steel.
- Meet or exceed original manufacturer's performance.

Description	Similar to PE part #	qty.	cat.#
FID Jet for PerkinElmer Auto SYS XL and Clarus 500	N6100361	ea.	23038
Auto-Ignite FID Replacement Part Kit for PerkinElmer Auto SYS XL and Clarus 500	N6103167, N6103175, N6101085, N6001204, 09912223	kit	23061
Nozzle Insulator for PerkinElmer Auto SYS XL and Clarus 500	N6101085	ea.	23062
FID Body for PerkinElmer Auto SYS XL and Clarus 500	N6100364	ea.	23063



22185

Everything you need in one complete kit!

### Make Life Easier (MLE) Capillary Tool Kit for PerkinElmer GCs

**Includes:**

- 1/8", 3/16", and 1/4" nylon brushes
- 1/4", 3/8", and 3/16" stainless steel wire tube brushes
- Stainless steel surface brush
- 6 stainless steel jet reamers (0.25–0.65 mm OD)
- 1/4" x 5/16" open end wrench
- 3/8" x 1/16" open end wrench
- 7/16" x 1/2" open end wrench
- 1/2" x 9/16" open end wrench
- Rubber-tipped slide-lock tweezers
- Scoring wafers
- Inlet liner removal tool
- Septum puller
- Mini wool puller/insertor tool
- 4-inch tapered needle file
- Swivel head flashlight
- Mini hand drill set
- 15 cm compact steel ruler
- Pocket magnifier
- High temperature string (1 meter)
- Pipe cleaner (12-inch)
- Cotton tip swabs (pk. of 25)

Description	qty.	cat.#
MLE Capillary Tool Kit	kit	22185

**Sky**  
Inlet Liners

RESTEK

**Looking for the Best Solution?**

Sky® inlet liners, featuring a state-of-the-art deactivation, give you the inertness you need for accurate, reproducible trace-level results.

See pages 175–184 for details.



### Viton® O-Rings

for Shimadzu 17A, 2010, and 2014 GCs



Description	Max. temp.	Similar to Shimadzu part #	qty.	cat.#
Viton O-Rings for Shimadzu 17A, 2010, and 2014 GCs	250 °C	036-11203-84	10-pk.	24899

### Graphite O-Rings

for Shimadzu 2010 and 2014 GCs



Description	Max. temp.	Similar to Shimadzu part #	qty.	cat.#
Graphite O-Rings for Split Liners	450 °C	221-48393-91	5-pk.	20243
Graphite O-Rings for Splitless Liners	450 °C	221-47222-91	5-pk.	20244

Thermolite® Septa



Premium Non-Stick BTO® Septa



### Septa (Plug) for Shimadzu GCs

Thermolite Septa		Premium Non-stick BTO Septa	
usable to 340 °C inlet temp.		usable to 400 °C inlet temp.*	
qty.	cat.#	qty.	cat.#
50-pk.	27154	50-pk.	27098
100-pk.	27155	100-pk.	27099

\*Minimum recommended operating temperature for premium non-stick BTO septa is 250 °C.

Note: Due to differences in inlet design, the actual septum temperature for a given inlet setpoint can vary by manufacturer.

### Septum Nut

for Shimadzu 17A, 2010, and 2014 GCs

- One-piece design for ease of installation and removal.
- Made of clear anodized aluminum and high-quality stainless steel.



22079

Description	Similar to Shimadzu part #	qty.	cat.#
Septum Nut for Shimadzu 17A, 2010, and 2014 GCs	221-41286-00, 221-44584-00	ea.	22079



21895

### Injector Nut Kit for Shimadzu 17A, 2010, and 2014 GCs

Includes 17A injector nut, 0.4 mm graphite ferrule, and 1/16-inch stainless steel capillary nut.

Description	qty.	cat.#
Injector Nut Kit for Shimadzu 17A, 2010, and 2014 GCs	kit	21895
Siltek Treated Injector Nut Kit for Shimadzu 17A, 2010, and 2014 GCs	kit	22331

### Merlin Microseal Septa for Shimadzu GCs

- Compatible with Shimadzu models GC-2010 and GC-2025 only.
- 450 °C maximum injection port temperature.
- For use with 23-gauge (0.63 mm, 0.025") needle or probe with blunt, truncated conical tip.



22972

A Merlin Microseal septum provides several distinct advantages: elimination of septum coring, long lifetime, and consistently low needle-insertion force. The Microseal septum incorporates two separate sealing mechanisms; these sliding seals prevent septum coring and the associated accumulation of septum crumbs in the injection port liner. Installation is simple, requiring no modification of the injection port.

Description	Merlin #	cat.#
General Purpose Kit for Shimadzu GCs (3 to 100 psi) Includes: Nut, Adapter, O-Ring, & 2 General-Purpose (#410) Microseals	61-12	22972
<b>Replacement Microseals</b>		
General-Purpose Microseal (most applications, 3 to 100 psi)	410	22812
Low-Pressure Microseal (1 to 45 psi)	310	22815
Microseal for SPME Applications (3 to 100 psi)	21-01W	22782




← slot  
22688

### Capillary Nut for Shimadzu 17A, 2010, and 2014 GCs

Meets original manufacturer's performance.

Description	Similar to Shimadzu part #	qty.	cat.#
Capillary Nut for Shimadzu 17A, 2010, and 2014 GCs	221-41533-00	2-pk.	22688



← no slot  
20375

### Restek Enhanced Capillary Nut

for Shimadzu 17A, 2010, and 2014 GCs

- Restek's design eliminates the slot, increasing lifetime and durability.
- Meets or exceeds original manufacturer's performance.

Description	Similar to Shimadzu part #	qty.	cat.#
Restek Enhanced Capillary Nut for Shimadzu 17A, 2010, and 2014 GCs	221-41533-00	2-pk.	20375



**5 mm Ferrules** for Shimadzu 17A GCs

- For use with packed columns.
- Graphite construction.



Description	qty.	cat.#
5 mm Ferrules for Shimadzu 17A GCs	10-pk.	21121

**Graphite Ferrules**

for Shimadzu 17A, 2010, and 2014 GCs

- Graphite two-piece construction.
- Available in 0.4, 0.5, and 0.8 mm sizes.
- Packaged on mandrel for easy handling.



Ferrule ID	Fits Column ID	Similar to Shimadzu part #	qty.	cat.#
0.4 mm	0.25 mm and less	220-90765-00	10-pk.	24827
0.5 mm	0.32 mm	221-32126-05	10-pk.	24828
0.8 mm	0.53 mm	221-32126-08	10-pk.	24829



**Injector Wrench** for Shimadzu 17A, 2010, and 2014 GCs

- Designed specifically for removing Shimadzu injection ports.
- High-quality stainless steel construction.

Description	Similar to Shimadzu part #	qty.	cat.#
Injector Wrench for Shimadzu 17A, 2010, and 2014 GCs	221-46977-00	ea.	21159



**Capillary Installation Gauge**

for Shimadzu 17A, 2010, and 2014 GCs

- Seats ferrule\* onto column for consistent installations.
- Prevents crushed column ends.
- Made from high-quality stainless steel.

Description	qty.	cat.#
Capillary Installation Gauge for Shimadzu 17A, 2010, and 2014 GCs	ea.	22333

\*For use with graphite ferrules only.

Looking for the Best Solution?

Sky® inlet liners, featuring a state-of-the-art deactivation, give you the inertness you need for accurate, reproducible trace-level results.

See pages 175–184 for details.



**Open-End Wrench Set** for use with Shimadzu 17A, 2010, and 2014 Capillary Installation Gauge

Description	qty.	cat.#
1/4" x 5/16" and 10 mm x 11 mm Open-End Wrench Set for use with Shimadzu 17A, 2010, and 2014 Capillary Installation Gauge	ea.	22334



**FID Jets** for Shimadzu 2010 GCs

Description	Similar to Shimadzu part #	qty.	cat.#
Capillary FID Jet for Shimadzu 2010 GCs	221-48258-91	ea.	22630
Packed Column FID Jet for Shimadzu 2010 GCs	221-48885-91	ea.	22631
Wide Bore FID Jet for Shimadzu 2010 GCs	221-49373-91	ea.	22632

Everything you need in one complete kit!

**Make Life Easier (MLE) Capillary Tool Kit** for Shimadzu GCs



- Includes:**
- Capillary installation gauge for Shimadzu GCs
  - Injector wrench for Shimadzu GCs
  - 1/8", 3/16", and 1/4" nylon brushes
  - 1/4", 3/8", and 3/16" stainless steel wire tube brushes
  - Stainless steel surface brush
  - 6 stainless steel jet reamers (0.25–0.65 mm OD)
  - 1/4" x 5/16" open end wrench
  - 3/8" x 7/16" open end wrench
  - 6 mm x 7 mm open end wrench
  - 8 mm x 10 mm open end wrench
  - 16 mm x 17 mm open end wrench
  - Rubber-tipped slide-lock tweezers
  - Scoring wafers
  - Inlet liner removal tool
  - Septum puller
  - Mini wool puller/insertor tool
  - 4-inch tapered needle file
  - Swivel head flashlight
  - Mini hand drill set
  - 15 cm compact steel ruler
  - Pocket magnifier
  - High-temperature string (1 meter)
  - Pipe cleaner (12 inch)
  - Cotton tip swabs (pk. of 25)

Description	qty.	cat.#
MLE Capillary Tool Kit for Shimadzu GCs	kit	22182

## Replacement Inlet Seals With Washers

- Siltek® treatment provides inertness similar to fused silica.
- All seals include washers.

### Replacement Inlet Seals for Thermo Scientific 1300/1310 GCs

The inlet seal at the base of the GC injection port contacts the sample and must be changed frequently to prevent adsorption of active compounds. In addition, septum fragments and sample residue accumulate on the disk surface, requiring disk replacement.

#### Single-Column Installation

0.8 mm ID (Opening)	Similar to Thermo part #	qty.	cat.#
Gold-Plated	290GA082	2-pk.	22231
Gold-Plated	290GA081	10-pk.	22232
Siltek-Treated	290GA092	2-pk.	22237
Siltek-Treated	290GA091	10-pk.	22238

#### 0.25/0.32 mm ID Dual-Column Installation

1.2 mm ID (Opening)	Similar to Thermo part #	qty.	cat.#
Gold-Plated	290GA122	2-pk.	22233
Gold-Plated	290GA121	10-pk.	22234



22231



22237

Note: The 1.2 mm inlet seal is recommended when installing two columns using a two-hole Vespel®/graphite ferrule.

### Cross-Disk Inlet Seals for Thermo Scientific 1300/1310 GCs

All seals include washers.


0.8 mm ID Cross-Disk Inlet Seal	Similar to Thermo part #	qty.	cat.#
Gold-Plated	290GA083	2-pk.	22235
Gold-Plated	290GA084	10-pk.	22236
Siltek-Treated	290GA093	2-pk.	22239
Siltek-Treated	290GA094	10-pk.	22240



22235



22239



## Request Restek Technical Literature

Sign up to receive special offers and technical articles from Restek.

[www.restek.com/subscribe](http://www.restek.com/subscribe)

## Supplies for Thermo Scientific GCs

**Inlet Liner Seals**

for Thermo Scientific TRACE PTV



Description	Max. temp.	Similar to TS part #	qty.	cat.#
Inlet Liner Seals for Thermo Scientific TRACE PTV	450 °C	29013417	2-pk.	21392

**Graphite Sealing Ring** for Thermo Scientific TRACE, 8000, 8000 TOP & Focus SSL Instruments

Description	Max. temp.	Similar to TS part #	qty.	cat.#
Graphite Sealing Ring for Thermo Scientific TRACE, 8000, 8000 TOP & Focus SSL	450 °C	290-334-06	ea.	21898
	450 °C	290-334-06	2-pk.	21899



Premium Non-Stick BTO® Septa

**Septa** (9 mm, 9.5 mm, 11 mm, 17 mm) for Thermo Scientific GCs Premium Non-Stick BTO® Septa

- Usable to 400 °C inlet temperature\*.
- New plasma coating eliminates sticking in the injection port.
- Precision molding ensures consistent, accurate fit.
- Partial predrilled CenterGuide design.
- Preconditioned and ready to use.
- Packaged in ultra-clean blister packs\*\*.
- Each batch GC-FID tested.
- Bleed and temperature optimized; ideal for demanding GC and GC-MS applications.

Septum Diameter	50-pk.	100-pk.
<b>Premium Non-Stick BTO Septa (usable to 400 °C inlet temp.*)</b>		
9 mm CenterGuide	27084	27085
9.5 mm (3/8")	27086	27087
11 mm (7/16") CenterGuide	27090	27091
17 mm CenterGuide	27096	27097

Note: Due to differences in inlet design, the actual septum temperature for a given inlet setpoint can vary by manufacturer. Restek recommends using only BTO® septa in Thermo Scientific instruments.

\*For 17 mm injectors, the maximum temperature is 330 °C. For all injectors, minimum recommended operating temperature for BTO® septa is 250 °C.

\*\*17 mm septa packaged in precleaned glass jars.

**HANDY septum size chart**

Instrument	Septum Diameter (mm)
<b>Thermo Scientific</b> TRACE GC, 8000, 8000 TOP, GCQ w/TRACE, PTV, 8000 series17	17
TRACE 1300, 1310	11
<b>Finnigan (TMQ)</b> GC 9001, GCQ, QCQ, TRACE 2000	9.5

**Septum Cap** for Split/Splitless Injector on Thermo Scientific TRACE, 8000, 8000 TOP & Focus SSL

24971

Description	Similar to TS part #	qty.	cat.#
Septum Cap for Split/Splitless Injector on Thermo Scientific TRACE, 8000, 8000 TOP & Focus SSL	35001050	ea.	24971



21299

24972

**Septa Holder Kits**

for Thermo Scientific TRACE, 8000, 8000 TOP &amp; Focus SSL

- Includes septum support and holder.
- Made from high-quality stainless steel.
- Silcosteel® -AC-treated version helps with septum removal.

Description	Similar to TS part #	qty.	cat.#
Septa Holder for Thermo Scientific TRACE, 8000, 8000 TOP & Focus SSL	23303015, 350054335	kit	21299
Silcosteel-AC-Treated Septa Holder for Thermo Scientific TRACE, 8000, 8000 TOP & Focus SSL	23303015, 35005433	kit	24972

**Gold-Plated Liner Cap**

for Split/Splitless Injector on Thermo Scientific TRACE, 8000, 8000 TOP &amp; Focus SSL



22089

Description	Similar to TS part #	qty.	cat.#
Gold-Plated Liner Cap for Split/Splitless Injector on Thermo Scientific TRACE, 8000, 8000 TOP & Focus SSL	29004290	ea.	22089

**Silver Seals** for Thermo Scientific TRACE, 8000, 8000 TOP & Focus SSL

23057

Description	Similar to TS part #	qty.	cat.#
Silver Seal for Split/Splitless Injector	29033629	10-pk.	23057
	29033629	20-pk.	23058



### Adapters for Capillary Columns

on Thermo Scientific TRACE & Focus SSL

- Use same installation distance as manufacturer's adaptors.
- Made of high-quality stainless steel.
- Siltek®-treated version available for additional inertness.

Description	Similar to TS part #	qty.	cat.#
<b>For use with standard 1/16" ferrules.</b>			
Adaptor for Capillary Column on Detector Base		ea.	24916
Adaptor for Capillary Column on Split/Splitless Injector		ea.	24917
Siltek Treated Adaptor for Capillary Column on Split/Splitless Injector		ea.	20543
<b>For use with M4 ferrules.</b>			
Adaptor for Capillary Column on Detector Base	347 25 436	2-pk.	24969
Adaptor for Capillary Column on Split/Splitless Injector	347 05 451	ea.	24970
Siltek Treated Adaptor for Capillary Column on Split/Splitless Injector		ea.	20544

### Nut for Terminal Fitting

for Thermo Scientific TRACE GCs



Description	Similar to TS part #	qty.	cat.#
Nut for Terminal Fitting for Thermo Scientific TRACE GCs	350 221 25	2-pk.	24896

### Fixing Nut for Capillary Column

for Split/Splitless Injector on Thermo Scientific TRACE, 8000, 8000 TOP & Focus SSL



Made of high-quality stainless steel.

Description	Similar to TS part #	qty.	cat.#
Fixing Nut for Capillary Column for Split/Splitless Injector on Thermo Scientific TRACE, 8000, 8000 TOP & Focus SSL	350 32 423	5-pk.	24973

### Graphite Ferrules (M4 Fittings)

for Thermo Scientific TRACE, 8000, 8000 TOP & Focus GCs



Ferrule ID	Fits Column ID	Similar to TS part #	Graphite 2-pk.	Graphite 10-pk.
0.3 mm	0.10–0.15 mm	—	22221	22222
0.4 mm	0.18–0.28 mm	29013488 (2-pk.) 29053488 (10-pk.)	20280	20281
0.5 mm	0.32 mm	29013487 (2-pk.) 29053487 (10-pk.)	20282	20283
0.8 mm	0.45–0.53 mm	29013486 (2-pk.) 29053486 (10-pk.)	20284	20285

### FID Jet for Thermo Scientific TRACE & Focus GCs

Meets or exceeds original manufacturer's performance.



Description	Similar to TS part #	qty.	cat.#
FID Jet for Thermo Scientific TRACE & Focus GCs	404 043 01	ea.	23080

## How can we help you today? Contact us...

#### customer service:

**1-814-353-1300, ext. 3** | e-mail: [csreps@restek.com](mailto:csreps@restek.com)

#### technical service:

**1-814-353-1300, ext. 4** | e-mail: [support@restek.com](mailto:support@restek.com)

#### sales representatives:

**1-814-353-1300** | e-mail: [salesreps@restek.com](mailto:salesreps@restek.com)

#### 3 ways to order:

1. CALL: 1-800-356-1688, ext. 3 or 1-814-353-1300, ext. 3  
*Monday–Friday 8:00 a.m.–6:30 p.m. Eastern Time*
2. FAX: 1-814-353-1309 *24 hours a day*
3. ONLINE: [www.restek.com](http://www.restek.com) *24 hours a day*
4. E-MAIL: [csreps@restek.com](mailto:csreps@restek.com) *24 hours a day*

Outside the U.S.? Find a distributor at

[www.restek.com/distributor](http://www.restek.com/distributor)



# Supplies for Thermo Scientific GCs

## Liner Cap Removing Tool

for Thermo Scientific GCs:  
Focus GC, TRACE GC Ultra &  
TRACE GC x GC

- Easily loosens the liner cap from the injector.
- Unique, ergonomic handle—easy to grip.



24937



Remove septum cap, septum holder, septum, and septum support.



Place tool on liner cap. Align two pins on bottom of tool with two open slots on liner cap.



Turn counter-clockwise to loosen liner cap.



Use tweezers (cat.# 20101) to remove liner cap.

Description	Similar to TS part #	qty.	cat.#
Liner Cap Removing Tool for Thermo Scientific GCs	205 070 10	ea.	24937



22997

## Metric Wrench Set

High-quality 6 x 7 mm, 8 x 10 mm, and 16 x 17 mm wrenches for tightening a wide variety of fittings.

Description	qty.	cat.#
Metric Wrench Set	set	22997



22999

## Metric 9-Piece, Ball-Point Hex Key Set

Includes nine metric hex keys (Allen wrenches): 1.5, 2, 2.5, 3, 4, 5, 6, 8, and 10 mm.

Description	qty.	cat.#
Metric 9-Piece, Ball-Point Hex Key Set	set	22999



22330

## Capillary Installation Gauge

for Thermo Scientific TRACE & Focus SSL (M4 Ferrules)

- Seats ferrule\* onto column for consistent installations.
- Prevents crushed column ends.
- Made from high-quality stainless steel.



Install nut and ferrule onto column. Cut column end squarely. Slide column into installation gauge to recommended insertion distance. Fingertighten column nut.

Tighten assembly to ensure a properly seated ferrule. Loosen assembly and remove column and column nut.

The ferrule will be properly seated, and should remain in place when light force is applied. If it slides loosely on the column, repeat procedure.

Description	qty.	cat.#
Capillary Installation Gauge for Thermo Scientific TRACE & Focus SSL (M4 ferrules)	ea.	22330

\*For use with graphite ferrules only.



Everything you need in one complete kit!

22183



## Make Life Easier (MLE) Capillary Tool Kit

for Thermo Scientific GCs

### Includes:

- Capillary installation gauge for Thermo Scientific GCs
- Liner cap removing tool for Thermo Scientific GCs
- 1/8", 3/16", and 1/4" nylon brushes
- 1/4", 3/8", and 3/16" stainless steel wire tube brushes
- Stainless steel surface brush
- 6 stainless steel jet reamers (0.25–0.65 mm OD)
- 1/4" x 5/16" open end wrench
- 3/8" x 7/16" open end wrench
- 6 mm x 7 mm open end wrench
- 8 mm x 10 mm open end wrench
- 16 mm x 17 mm open end wrench
- Rubber-tipped slide-lock tweezers
- Scoring wafers
- Septum removal tool
- Septum puller
- Mini wool puller/insertor tool
- 4-inch tapered needle file
- Swivel head flashlight
- Mini hand drill set
- 15 cm compact steel ruler
- Pocket magnifier
- High-temperature string (1 meter)
- Pipe cleaner (12 inch)
- Cotton tip swabs (pk. of 25)

Description	qty.	cat.#
MLE Capillary Tool Kit	kit	22183



### EZ No-Vent® GC Column-Mass Spectrometer Connector

for Thermo Scientific Focus DSQ GC Mass Spectrometers

- Change GC-MS columns in minutes without venting—100 µm transfer line maintains vacuum and prevents venting.
- Easy to install and maintain—no special tools or plumbing required.
- Gold-plated body for inertness.
- High-temperature polyimide ferrules eliminate leaks at the problematic transfer line fitting.
- Lower cost than other “no-vent” fittings.

We designed the EZ No-Vent® GC column-mass spectrometer connector to be simple and easy to use. A critical orifice in the EZ No-Vent® connector minimizes the amount of oxygen allowed into the MS source, eliminating the need for purge gas as is required for other manufacturers' vent systems. This enables you to skip the lengthy vent and pump-down cycle otherwise required when you make a column change, saving nearly a day of downtime with each column change. The EZ No-Vent® connector easily attaches to the MS source without special tools or extra plumbing.



22454



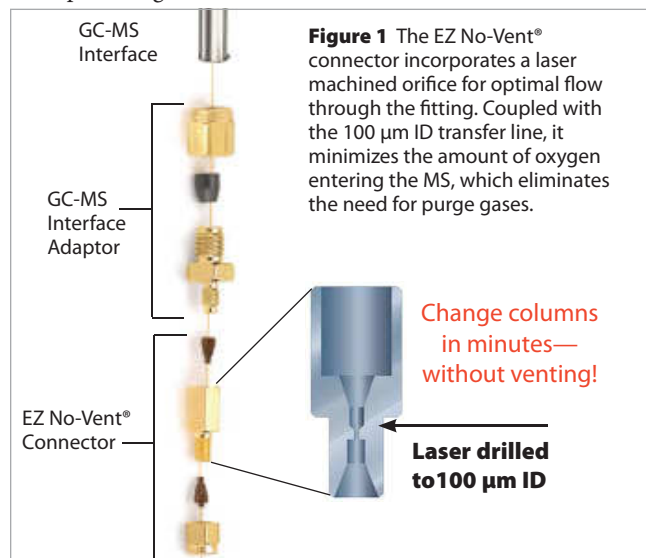
22082

### Transfer Line Reducing Kit

for Thermo Scientific TRACE & Focus DSQ Mass Spectrometers

Meets or exceeds original manufacturer's performance.

Description	Similar to TS part #	qty.	cat.#
Transfer Line Reducing Kit for Thermo Scientific TRACE & Focus DSQ Mass Spectrometers	76458-2014s, 76458-2009s, A0101-03151	kit	22082



Description	qty.	cat.#
<b>EZ No-Vent Connector Kit for Thermo Scientific Focus DSQ GC Mass Spectrometers</b>		
Includes: EZ No-Vent Connector, interface adaptor, two 0.4 mm ID adaptor ferrules for capillary column, two 0.4 mm ID ferrules for transfer line, 100 µm deactivated transfer line (3 ft), column plug, column nut	kit	22454
Replacement Ferrules for connecting capillary column to EZ No-Vent Connector:		
0.4 mm (Polyimide)	2-pk.	21015
0.5 mm (Polyimide)	2-pk.	21016
Replacement Ferrules (polyimide) for connecting transfer line to EZ No-Vent connector: 0.4 mm ID	2-pk.	21043
Replacement 100 µm Deactivated Transfer Line	3 ft	21018
Replacement EZ No-Vent Column Nut	20-pk.	23100
Replacement EZ No-Vent Plug	5-pk.	23112
Open-End Wrenches, 1/4" x 5/16"	2-pk.	20110
Open-End Wrenches, 3/8" x 7/16"	2-pk.	22455

**Sky®**  
Inlet Liners

**RESTEK**

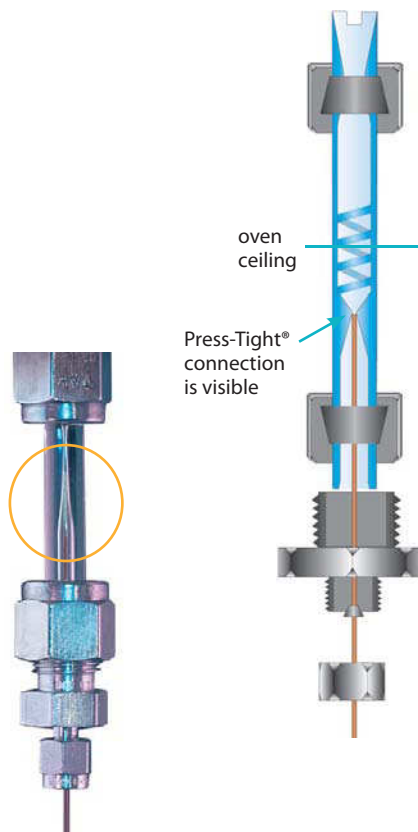
**Looking for the Best Solution?**

Sky® inlet liners, featuring a state-of-the-art deactivation, give you the inertness you need for accurate, reproducible trace-level results.

See pages 175–184 for details.

## it's a fact

The 1/4-inch Vu-Tight liner fits directly into a 1/4-inch injection port. The connection between the liner and the column is in the GC oven, allowing visual confirmation of the seal. Problems, such as a crushed column end in the Press-Tight® taper, can be detected easily, making proper installation worry-free. The Cyclo Vu-Tight liner prevents nonvolatile residue from contaminating the column.



## Converting Packed Inlets to Capillary Column Use

Two types of inlet conversion kits are available for a 1/4-inch packed column injection port to fit either 0.32 or 0.53 mm ID capillary columns: the Vu-Tight liner and the Uniliner® liner with adaptor (next page). The Vu-Tight liner fits directly into the 1/4-inch injection port and allows visual confirmation of the connection between the column and the liner. The Uniliner® liner and adaptor work together to allow either direct or on-column injection when using 0.53 mm ID columns. Both systems incorporate a Press-Tight® connection between the liner and column inlet, minimize dead volume, and reduce solvent peak tailing.

### Features of Both Conversion Kits:

- Fit Agilent, Bruker/Varian, and other common GCs with 1/4-inch packed column injection ports (with maximum insertion depth of 4 inches).
- Install easily within fifteen minutes.
- Accommodate either 0.32 or 0.53 mm ID fused silica columns (tubing OD ≥ 0.5 mm).
- Liners are deactivated and extremely inert.
- Liners designed to accept dirty samples are available for either system.
- Press-Tight® connections between the liner and column inlet minimize dead volume, reduce solvent peak tailing, and sharpen early-eluting components.

### Vu-Tight Inlet Liners for 1/4-Inch Packed Injection Port Conversion

- Visually observe the Press-Tight® connection between the column end and liner.
- Fit 0.32 and 0.53 mm ID capillary columns (column ODs from 0.5 mm to 0.8 mm).
- Slotted top prevents obstruction of carrier gas flow.
- Two designs available.
- Operate in the direct injection mode.

### Vu-Tight DI Liners for 1/4-Inch Packed Injection Port Conversion

Can easily be packed with wool for dirty samples.

Description	qty.	cat.#
Vu-Tight DI Liner	ea.	20342
Vu-Tight DI Liner	5-pk.	20343
Vu-Tight DI Liner	25-pk.	20344

### Cyclo Vu-Tight DI Liners (1/4-inch OD)

Ideal for dirty samples. Spiral bore prevents nonvolatile residue from contaminating the column.

Description	qty.	cat.#
Cyclo Vu-Tight DI Liner	ea.	20787
Cyclo Vu-Tight DI Liner	5-pk.	20788

### Vu-Tight Installation Fittings Kit

Includes a 1/4-inch stainless steel nut and graphite ferrule for attaching the liner to the GC inlet and a 1/4 to 1/16-inch stainless steel reducer, plus a 1/4-inch and 0.5 mm ID graphite ferrule for attaching the column to the liner.

Description	qty.	cat.#
Vu-Tight Installation Fittings Kit	kit	20504



### Uniliner® Liner for 1/4-Inch Packed Injection Port Conversion

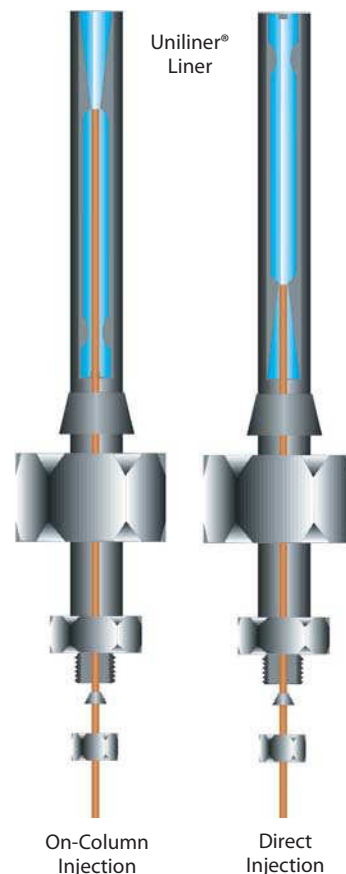
- Reduces solvent tailing.
- Versatile—0.53 mm ID version can be used in the direct (DI) or on-column (OC) injection mode.
- Incorporates a gentle taper that seals the column and reduces dead volume in direct injection mode.
- Available in various designs.

On-column injections can be performed only with 0.53 mm ID columns because 26-gauge needles do not fit into the bore of 0.32 mm ID columns, or into the Uniliner® liner taper.

### it's a fact

5 mm Uniliner® liners fit into the 1/4-inch Uniliner® liner adaptor, which fits into a 1/4-inch injection port. The Uniliner® liner can be inserted in one direction for direct injections or inverted for on-column injections. Because the 1/4-inch injection port ferrule seals against the metal liner adaptor surface, it is virtually impossible to crack the glass Uniliner® liner during installation.

Description	Column ID Injection Mode*	ea. cat.#	5-pk. cat.#
 Uniliner Liner (small buffer volume chamber 60 mm long, for injections ≤2 µL)	0.53 mm DI or OC	20902	20903
 Uniliner Liner (large buffer volume chamber 85 mm long, for injections ≤4 µL)	0.32 & 0.53 mm DI only	20308	20309
	0.53 mm DI or OC	20301	20305
 Cyclo-Uniliner Liner (for active, dirty samples)	0.32 & 0.53 mm DI only	20319	20320
 Open-Top Uniliner Liner (packed with wool)	0.32 & 0.53 mm DI only	20315	20316
 Low Volume/Purge & Trap Uniliner Liner (1 mm ID x 5 mm OD: use in 1/4" injection ports to troubleshoot purge & trap units)	0.32 & 0.53 mm DI only	20307	20314
 Uniliner Liner Adaptor (required for installing Uniliner liners in 1/4" injection ports)	Includes 1/4-inch nut & graphite ferrule, 1/16-inch nut, and 0.8 mm ID graphite ferrule.		
		<b>Stainless Steel</b>	<b>Siltek-Treated</b>
	For injection ports <8 cm	20310	22282
	For injection ports 8-15 cm	20311	
1/4" Ferrules for Uniliner Liner Adaptor	cat.# 20234 (5-pk.)		



\*DI = direct injection, OC = on-column injection

Note: a Uniliner liner must be used with a Uniliner liner adaptor (cat.# 20310 or 20311) for 1/4-inch injection ports. Remember to include a liner adaptor when ordering a Uniliner liner, unless you are purchasing replacement Uniliner liners.

## Injection Port Conversion Chart

Instrument	Uniliner Liner Set-Up		Vu-Tight Fitting	
	Uniliner Liner: cat.# 20301, 20305, 20308, 20309, 20315, 20316, 20319, 20320, 20902, & 20903	Liner Adaptor: cat.# 20310	Vu-Tight Fitting Kit: cat.# 20504 Liner: cat.# 20342, 20343, 20344, 20787, & 20788	Vu-Tight Fitting Kit: cat.# 20504
Agilent GCs (1/4-inch injection ports) Models: 5700, 5710, 5711, 5712, 5830, 5840, 5880, 5890, 6850, 6890	✓	✓	✓	✓
Varian GCs (1/4-inch injection ports) Models: 1200, 1400, 2100, 2400, 3300-3700, 4400, 4600, 6000	✓	✓	✓	✓
Tracor GCs (1/4-inch injection ports) Models: 540, 550, 560, 565, 570	✓	✓	✓	✓
Packard Becker GCs (1/4-inch injection ports) Models: 427, 428, 429, 430, 433, 436, 437, 438	✓	✓	✓	✓
Gow-Mac GCs (1/4-inch injection ports) Models: 69-750, 69-550	✓	✓	✓	✓
HNU GCs (1/4-inch injection ports) Models: 301, 401, 421	✓	✓	✓	✓
PerkinElmer GCs (1/4-inch injection ports) Models: Sigma, 1B-4B, 300, 2001, 2100	✓	✓	✓	✓
PerkinElmer Auto SYS*	✓			

\*Does not require Uniliner liner adaptor.

## Inlet Adaptor Kit for Dual Column Installation

for Agilent Capillary Injectors (Split/splitless fitting for capillary columns)

- 1/16-inch split/splitless fitting that accepts standard, two-hole capillary ferrules.
- Easier to install capillary columns due to the nut protruding farther from the insulated injection port chamber.
- Same column insertion depth as the original manufacturer's equipment.
- Kit includes adaptor fitting, 1/16" capillary nut, gold-plated 1.2 mm ID dual Vespel® ring inlet seal, one 0.4 mm ID two-hole ferrule, and one 0.5 mm ID two-hole ferrule.

Description	qty.	cat.#
Inlet Adaptor Kit for Dual Column Installation for Agilent Capillary Injectors	kit	27185
1.2 mm ID Dual Vespel Ring Inlet Seal, Gold-Plated	2-pk.	21246
	10-pk.	21247

## Graphite Replacement Ferrules

ID	fitting size	qty.	cat.#
0.5 mm	1/16"	10-pk.	20201
	1/16"	50-pk.	20228
0.8 mm	1/16"	10-pk.	20202
	1/16"	50-pk.	20224
1/4-inch	1/4"	10-pk.	20210



## 1/8-Inch Capillary Inlet Adaptor Fitting Kit

(Split/splitless fitting for 0.53 mm ID capillary columns)

- 1/8-inch split/splitless fitting accepts standard two-hole capillary ferrules and a standard 1/8-inch nut.
- Makes column installation easy due to the nut protruding farther from the insulated injection port chamber.
- The column insertion depth is the same as the original equipment.
- Kit includes adaptor fitting, capillary nut, stainless steel inlet seal, washer, and one 0.8 mm ID two-hole ferrule.
- Use recessed taper liners with this adaptor.

Description	qty.	cat.#
1/8-Inch Capillary Inlet Adaptor Fitting Kit	kit	20645
0.53 mm ID Dual-Column Installation	2-pk.	20392
1/16-inch ID (Opening) Replacement Inlet Seal	10-pk.	20393

## Two-Hole Ferrules for 1/8-Inch and 1/16-Inch Compression-Type Fittings

- Use 1/16-inch, two-hole ferrules with the 1/16-inch capillary inlet adaptor fitting kit (cat.# 27185).
- Use 1/8-inch, two-hole ferrules with the 1/8-inch capillary inlet adaptor fitting kit (cat.# 20645).

Fitting Size	Ferrule ID	Fits Column ID	qty.	Vespel/Graphite
1/16"	0.4 mm	0.25/0.28 mm	5-pk.	24848
1/16"	0.5 mm	0.32 mm	5-pk.	24849
1/8"	0.8 mm	0.45/0.53 mm	5-pk.	20246



## Press-Tight® Connectors

- Deactivated Press-Tight® connectors maintain complete inertness along the GC flow path.
- Siltek®-deactivated connectors are ideal for organochlorine pesticides analysis.
- Fit 0.33–0.74 mm OD columns (Restek 0.1–0.53 mm ID).




## Universal “Y” Press-Tight® Connectors

An alternative method of performing dual-column confirmational analyses!

- Split sample flow onto two columns—perform confirmation analysis with a single injection.
- Split a single column flow to two detectors.

Description	ea.	3-pk.
Universal “Y” Press-Tight Connector	20405	20406
Universal “Y” Press-Tight Connector, Deactivated	20405-261	20406-261
Universal “Y” Press-Tight Connector, Siltek Deactivated	20485	20486



## Universal Angled “Y” Press-Tight® Connectors

- Perform confirmation analysis with a single injection.
- Inlet and outlet ends conform to the column curvature—alleviates column-end connection strain.

Description	ea.	3-pk.
Universal Angled “Y” Press-Tight Connector	20403	20404
Universal Angled “Y” Press-Tight Connector, Deactivated	20403-261	20404-261
Universal Angled “Y” Press-Tight Connector, Siltek Deactivated	20487	20469



## Polyimide Resin

Securely connects a Press-Tight® connector to a fused silica column.

Description	Max. Temp.	qty.	cat.#
Polyimide Resin	350 °C	5 grams	20445



## SeCure® “Y” Connector Kits

- Connect two analytical columns to a transfer line or guard column.
- Use standard “Y” Press-Tight® and 1/16" graphite ferrules.
- Reliable seal integrity—will not unexpectedly disconnect during temperature-programmed analyses.
- Open design allows visual confirmation of the seal for added confidence in the connection.
- Fit both Restek cage designs.

Combine the simplicity of a “Y” Press-Tight® connector with the strength of a metal union. The ferrules and knurled nuts hold the fused silica tubing in place, which prevents the tubing from unexpectedly disconnecting, even at temperatures as high as 400 °C.

Kits include: SeCure® “Y” connector body, three knurled nuts, universal “Y” Press-Tight® union, three ferrules.

Description	Ferrules Fit Column ID	qty.	cat.#
SeCure “Y” Connector Kit	0.18/0.25/0.28 mm	kit	20276
SeCure “Y” Connector Kit	0.32 mm	kit	20277
SeCure “Y” Connector Kit	0.45/0.53 mm	kit	20278
Knurled Nut		3-pk.	20279

## MXT® “Y”-Union Connector Kits

for Fused Silica Columns

- Low-dead-volume, leak-tight connection.
- Reusable.
- Siltek® treatment ensures maximum inertness.
- Ideal for connecting a guard column or transfer line to an analytical column.
- Use to oven temperatures of 360 °C.
- Available in union and “Y” configurations.
- Can also be used for connecting fused silica to metal.



Each kit contains the MXT® union; three 1/32-inch nuts; and three, one-piece, fused silica adaptors.

Description	qty.	cat.#
For 0.25 mm ID Fused Silica Columns	kit	21389
For 0.32 mm ID Fused Silica Columns	kit	21388
For 0.53 mm ID Fused Silica Columns	kit	21387



## Replacement Accessories for Hall 1000



### ELCD Nickel Reaction Tubes for Hall 1000

- Pretreated for maximum sensitivity.
- Quality-controlled for reliability.
- Available for many popular models.

To replace these instrument part numbers:

Order these Restek part numbers:

ELCD Model #	Instrument #	qty.	cat.#
Hall 1000	PerkinElmer # N660-1072	2-pk.	21581
	Shimadzu # 220-90435-00		
	Tremetrics # 117459-0003		
	Varian # 00-997625-12		
O.I. 4420	O.I. Analytical # 260323	2-pk.	21582

### ELCD Nickel Reaction Tube Nut for Hall 1000

High-quality stainless steel ELCD nut mounts nickel reaction tube into ELCD.



Description	qty.	cat.#
ELCD Nickel Reaction Tube Nut	2-pk.	21584

### 1/16-Inch Vespel®/Graphite Sealing Ring

Replacement Accessories for Hall 1000  
Installs onto the nickel reaction tube after the screw. Easily compresses on the reaction tube to provide a leak-tight seal and prevent detector oxidation.



Description	qty.	cat.#
1/16-Inch Sealing Ring, Vespel/Graphite	2-pk.	21583

### Cleaned PTFE Transfer Lines for ELCDs

We stringently clean our ELCD PTFE transfer lines with an HCl solution to remove any contaminants, then rinse with methanol. Convenient 6.5-inch precut pieces directly interface the nickel reaction tube and conductivity cell in Tracor, Tremetrics, O.I., and many other ELCDs.



Description	qty.	cat.#
PTFE Transfer Lines for ELCDs, 1/16" OD x 0.020" ID (five 6.5-inch lines)	5-pk.	20121

### Antifoam Agent for Purge & Trap Samples

- Efficiently controls foam; effective over a wide pH range.
- No hazardous materials, no components that are target analytes.
- Effective at less than 0.1% of sample volume.

See **page 510**.



## Purge-and-Trap Spargers

- Available with uniform frits, to ensure maximum purging efficiency.
- Use nonfritted spargers for wastewater samples.
- Manufactured to tight tolerances to ensure a leak-tight seal.



Description	Volume	qty.	cat.#
<b>Fritted Spargers</b>			
Fritted, 1/2-inch mount	5 mL	ea.	21150
Fritted, 1/2-inch mount	10 mL	ea.	26138
Fritted, 1/2-inch mount	25 mL	ea.	21151
<b>Non-Fritted Spargers</b>			
Non-Fritted, 1/2-inch mount	5 mL	ea.	26139
Non-Fritted, 1/2-inch mount	10 mL	ea.	26140
Non-Fritted, 1/2-inch mount	25 mL	ea.	26141



21035

### Moisture Control By-Pass Lines for Tekmar Instruments

- Increase response for ketones, alcohols, and acetates.
- Silcosteel®-deactivated tubing for increased inertness.
- Suitable for U.S. EPA Methods 8260, 524.2, and OLM4.1.
- Easily attaches in minutes.

Description	qty.	cat.#
Moisture Control By-Pass Line for Tekmar 3000	ea.	21035
Moisture Control By-Pass Line for Tekmar 3100	ea.	21109



20676



20675



23020

### Photoionization (PID) Lamps

Model 108-10.0/10.6 offers both 10.0 and 10.6 eV potential, has a 0.781" base diameter, and is used in Tracor, OI, and Base-line instruments. Model 103 has a 1.375" base and is used in HNU and SRI detectors. Model 108-BTEX lamp's higher output makes it ideal for detection of BTEX compounds.

#### Features

- Longer life.
- Model 108-BTEX has 33% more output than older models.
- Lamps individually tested.
- Variety of models.

#### Benefits

- More for your money with each lamp.
- Operate continuously at 1 ma and 250 °C for 6 months and still have better than 50% of the initial output.
- Your lamp will work to specifications.
- Among the best lamps available for most instrumentation.

Description	eV Rating	Base	qty.	cat.#
PID Lamp, Model 103 C	10.2	1.375"	ea.	20676
PID Lamp, Model 108	10.0/10.6	0.781"	ea.	20675
PID Lamp, Model 108-BTEX	10.0/10.6	0.781"	ea.	23020
PID Lamp Polishing Kit (contains iron oxide cleaning compound, swabs, and instructions)			kit	20674

## Make Life Easier (MLE) Capillary Tool Kits

Everything you need in one complete kit!

### All kits include these components:

- 1/8", 3/16", 1/4" nylon brushes
- 1/8", 3/8", 3/16" stainless steel wire tube brushes
- stainless steel surface brush
- 6 stainless steel jet reamers (0.25–0.65 mm OD)
- 1/4" x 5/16" open end wrench
- 3/8" x 7/16" open end wrench
- rubber-tipped slide-lock tweezers
- scoring wafers
- inlet liner removal tool
- septum puller
- mini wool puller/insertor tool
- 4-inch tapered needle file
- swivel head flashlight
- mini hand drill set
- 15 cm compact steel ruler
- pocket magnifier
- high temperature string (1 meter)
- pipe cleaner (12-inch)
- cotton tip swabs (pk. of 25)



22186

### MLE Capillary Tool Kit for Agilent GCs (cat.# 22186) also includes:

- capillary installation gauge for Agilent GCs
- injector wrench for Agilent GCs
- septum nut removal tool
- 7/16" x 1/2" open end wrench
- 1/2" x 9/16" open end wrench

### MLE Capillary Tool Kit for PerkinElmer GCs (cat.# 22185) also includes:

- 7/16" x 1/2" open end wrench
- 1/2" x 9/16" open end wrench

### MLE Capillary Tool Kit for Shimadzu GCs (cat.# 22182) also includes:

- capillary installation gauge for Shimadzu GCs
- injector wrench for Shimadzu GCs
- 6 mm x 7 mm open end wrench
- 8 mm x 10 mm open end wrench
- 16 mm x 17 mm open end wrench

### MLE Capillary Tool Kit for Thermo Scientific GCs (cat.# 22183) also includes:

- capillary installation gauge for Thermo Scientific GCs
- liner cap removing tool for Thermo Scientific GCs
- 6 mm x 7 mm open end wrench
- 8 mm x 10 mm open end wrench
- 16 mm x 17 mm open end wrench

### MLE Capillary Tool Kit for Varian GCs (cat.# 22184) also includes:

- capillary installation gauge for Varian GCs
- 7/16" x 1/2" open end wrench
- 1/2" x 9/16" open end wrench

Description	qty.	cat.#
MLE Capillary Tool Kit for Agilent GCs	kit	22186
MLE Capillary Tool Kit for PerkinElmer GCs	kit	22185
MLE Capillary Tool Kit for Shimadzu GCs	kit	22182
MLE Capillary Tool Kit for Thermo Scientific GCs	kit	22183
MLE Capillary Tool Kit for Bruker/Varian GCs	kit	22184



22185



MLE tool kits conveniently provide the tools that make it easier to install and maintain capillary columns at a discounted price compared to buying the tools individually!



22184



22182



22183

Easily seat ferrules for consistent installations!



21034



21399



22330



22335



22333

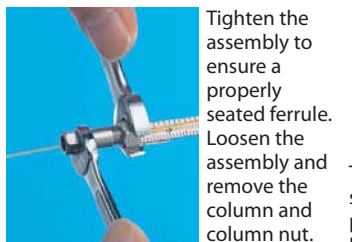
### Capillary Installation Gauge

- Seats ferrules onto column for consistent installations.\*
- Prevents crushed column ends.
- Made from high-quality stainless steel.

Using the capillary installation gauge for Agilent-style fittings.



Install the column nut and ferrule onto the column. Slide the column into the installation gauge to the recommended insertion distance. Finger-tighten the nut.



Tighten the assembly to ensure a properly seated ferrule. Loosen the assembly and remove the column and column nut.



The ferrule will be properly seated, and should remain in place when light force is applied. If it slides loosely on the column, repeat procedure.

Description	qty.	cat.#
Capillary Installation Gauge for Agilent-style fittings (compact ferrules)	ea.	21034
Capillary Installation Gauge for 1/16" fittings (1/16" ferrules)	ea.	21399
Capillary Installation Gauge for Bruker/Varian GCs for use with 1/16" ferrules	ea.	22335
Capillary Installation Gauge for Shimadzu 17A, 2010, and 2014 GCs	ea.	22333
Capillary Installation Gauge for Thermo Scientific TRACE & Focus SSL (M4 ferrules)	ea.	22330

\*For use with graphite ferrules only.

restek innovation!



21894

### Capillary Installation Gauge for Agilent 5973/5975 MS


- Seats ferrules onto column for consistent installations.
- Made from high-quality stainless steel.



Install the nut and ferrule onto the column, then insert the column through the installation tool, exposing several centimeters at the exit end. Tighten the nut (not depicted).



Score and remove the exposed end of the column.



Loosen the nut.

Description	Similar to Agilent part #	qty.	cat.#
Capillary Installation Gauge for Agilent 5973/5975 MS	G1099-20030	ea.	21894



22858



21044

### Capillary Column Caps

- Attach to the column in seconds to form an airtight seal.
- Increase column lifetime—prevent moisture and air from entering the column during storage.
- Two styles to choose from: glass or silicone material.
- Glass caps are color-coded for identifying detector and injector ends.
- Not recommended for reuse.

Description	Material	qty.	cat.#
Capillary Column Caps	glass	10-pk.	21044
Capillary Column Caps	Silicone	10-pk.	22858





23015

### Scoring Wafer With Handle

- Ceramic wafer is straight-edged for cutting fused silica tubing cleanly.
- Unique, ergonomic handle is made of soft, comfortable rubber.

Description	qty.	cat.#
Scoring Wafer with Handle	2-pk.	23015

### Ceramic Scoring Wafer

Four straight scoring edges for cutting fused silica tubing and four serrated edges for cutting MXT® metal capillary columns.



20116



Exert just enough pressure to put a slight arc in the tubing. Pull perpendicularly across the tubing. The tubing should fall off or break with a slight tap of the wafer.



Check the cut against the white of the scoring wafer. Look for a clean, square cut.

Description	qty.	cat.#
Ceramic Scoring Wafers	5-pk.	20116

### Sapphire Scribe

- Cuts fused silica tubing.
- Produces a clean, square cut.



20182



One quick stroke...



...and just a tap leaves a clean, square end.

Description	qty.	cat.#
Sapphire Scribe	ea.	20182



23027


### Shortix® Capillary GC Column Cutter

- Consistently make precise, clean, square cuts with a diamond blade.
- Built-in magnifier to verify square cut.
- Use with 0.25 mm ID to 0.53 mm ID tubing (0.78 mm OD maximum).



23026

Description	qty.	cat.#
Shortix Capillary GC Column Cutter	ea.	23026
Maintenance Kit for Shortix Capillary GC Column Cutter (Includes: diamond cutting wheel, O-rings, and a tool to open the column cutter)	kit	23027



### Restek Tubing Scorer for MXT® Columns

- Makes a perfect cut every time.
  - Easy to use.
  - Leaves column entrance perfectly round.
  - Ideal for creating a leak-free seal with connectors and valves.
- Metal MXT® columns are easy to cut. Scoring wafers can be used, but may leave the column end irregularly shaped. The Restek tubing scorer is designed to make a perfect cut every time, leaving the column entrance perfectly round.

Description	qty.	cat.#
Restek Tubing Scorer for MXT Columns (0.25-0.53 mm ID & 0.5-0.8 mm OD)	ea.	20523
Replacement Scoring Wheel	ea.	20522

# Tools

## Inlet Liner Removal Tool

- Easily remove liner from injector—no more burned fingers.
- Made from high-temperature silicone.
- Won't chip or crack the liner.



20181

**No more burned fingers!**




Description	qty.	cat.#
Inlet Liner Removal Tool	3-pk.	20181



**Eliminates user variation!**

## Inlet Liner Packing Tool

- Position wool reproducibly every time.
- Accurate to a specific, measured depth.
- Can be used with all manufacturers' liners.



Loosen the nut on the side of the tool and adjust the gauge to the manufacturer's recommended depth.

Place a plug of loosely bound wool at the top of the inlet liner.

Insert the liner packing tool into the liner until the tool bottoms out. Remove the tool. The wool is now positioned correctly in the liner and the liner is ready for use.

Description	qty.	cat.#
Inlet Liner Packing Tool	ea.	20339

Recommended for inlet liners with an ID ≥ 2 mm.

## The Claw and The Claw Holder Kit

- Easily removes hot liners from injection ports.
- 4 mL vials (not included) can be replaced when dirty.

Never again will you burn your fingers removing a hot injection port liner. The Claw safely and cleanly removes liners, O-rings, or other small objects from the injection port. You can then place the hot objects in a clean 4 mL vial situated in The Claw holder until ready for reuse.



26262



Description	qty.	cat.#
The Claw	ea.	26261
The Claw Holder Kit (includes The Claw and holder)	kit	26262
WISP 48 Snap Seal Vial	100-pk.	24658

## Injector Wrench for Agilent 5890/6890/6850 GCs

- Use to remove the septum nut and weldments during GC maintenance.
- Use the smaller end to remove the septum nut.
- Use the larger end to tighten the split/splitless weldment nut.
- High-quality stainless steel construction.
- Meets original equipment performance.



22065

Description	Similar to Agilent part #	qty.	cat.#
Injector Wrench for Agilent 5890/6890/6850 GCs	19251-00100	ea.	22065





- Injector Wrench** for Shimadzu 17A, 2010, and 2014 GCs
- Designed specifically for removing Shimadzu injection ports.
  - High-quality stainless steel construction.

Description	Similar to Shimadzu part #	qty.	cat.#
Injector Wrench for Shimadzu 17A, 2010, and 2014 GCs	221-46977-00	ea.	21159



### Metric Wrench Set

High-quality 6 x 7 mm, 8 x 10 mm, and 16 x 17 mm wrenches for tightening a wide variety of fittings.

Description	qty.	cat.#
Metric Wrench Set	set	22997



### Open-End Wrench Set

for use with Shimadzu 17A, 2010, and 2014 Capillary Installation Gauge

Description	qty.	cat.#
$\frac{1}{4}$ " x $\frac{5}{16}$ " and 10 mm x 11 mm Open-End Wrench Set for use with Shimadzu 17A, 2010, and 2014 Capillary Installation Gauge	ea.	22334



### Metric 9-Piece, Ball-Point Hex Key Set

Includes nine metric hex keys (Allen wrenches): 1.5, 2, 2.5, 3, 4, 5, 6, 8, and 10 mm.

Description	qty.	cat.#
Metric 9-Piece, Ball-Point Hex Key Set	set	22999



### Open-End Wrench Set

High-quality  $\frac{1}{4}$ " x  $\frac{5}{16}$ ",  $\frac{3}{8}$ " x  $\frac{7}{16}$ ",  $\frac{7}{16}$ " x  $\frac{1}{2}$ ", and  $\frac{1}{2}$ " x  $\frac{9}{16}$ " wrenches for tightening a wide variety of chromatography fittings.

Description	qty.	cat.#
Open-End Wrench Set	set	20387



### 12-Piece, Ball-Point Hex Key Set

Includes twelve hex keys (Allen wrenches): 0.050",  $\frac{1}{16}$ ",  $\frac{5}{64}$ ",  $\frac{3}{32}$ ",  $\frac{7}{64}$ ",  $\frac{1}{8}$ ",  $\frac{9}{64}$ ",  $\frac{5}{32}$ ",  $\frac{3}{16}$ ",  $\frac{7}{32}$ ",  $\frac{1}{4}$ ", and  $\frac{5}{16}$ ".

Description	qty.	cat.#
12-Piece, Ball-Point Hex Key Set	set	22998



### Open-End Wrenches

High-quality wrenches for tightening capillary fittings.

Description	Size	qty.	cat.#
Open-End Wrenches	$\frac{1}{4}$ " x $\frac{5}{16}$ "	2-pk.	20110
Open-End Wrenches	$\frac{3}{8}$ " x $\frac{7}{16}$ "	2-pk.	22455



### Torx® Screwdriver Set

- Set includes TR-10, TR-15, and TR-20.
- Ideal for performing routine maintenance on Agilent 6890 and 7890 GCs.

Description	qty.	cat.#
Torx Screwdriver Set	set	23034

Torx® is a registered trademark of Textron Inc.



20109

### High-Temperature String

Use to restring capillary columns, attach column connectors to column cages, or hold the column in the GC oven. Capable of withstanding temperatures to 400 °C.

Description	qty.	cat.#
High-Temperature String	10 m	20109
High-Temperature String	450 m	20618



20101

### Slide-Lock Tweezers and 15 cm Compact Steel Ruler

- “Lock” capillary columns to the correct insertion distance recommended by the instrument manufacturer during installation.
- Useful for many laboratory tasks.

This duo provides an alternative way to install capillary columns to the correct insertion distance recommended by the instrument manufacturer.

Description	qty.	cat.#
Slide-Lock Tweezers and 15 cm Compact Steel Ruler	set	20101



20112

### Stainless Steel Tube Brushes/Surface Brush

Unlike brass brushes that can leave a metal residue, these stainless steel tube brushes ( $\frac{3}{8}$ -,  $\frac{3}{16}$ -, and  $\frac{1}{4}$ -inch) work well for cleaning dirty collectors, injector ports, and detector ports. The surface brush can be used to remove residue that builds up on metal detector jets and electronic contacts.

Description	qty.	cat.#
Stainless Steel Tube Brushes/Surface Brush	4-piece set	20112



20108

### Nylon Tube Brushes and Pipe Cleaner

Use to remove small septum fragments and residue from dirty glass inlet liners. Brushes are  $\frac{1}{8}$ -,  $\frac{3}{16}$ -, and  $\frac{1}{4}$ -inch in diameter; pipe cleaner is one foot (30 cm) long.

Description	qty.	cat.#
Nylon Tube Brushes and Pipe Cleaner	4-piece set	20108



20106

### 4" Tapered Needle Files

These files can be used for many purposes. They are especially useful for removing ferrules that are lodged in injector or detector ports.

Description	qty.	cat.#
4" Tapered Needle Files	2-pk.	20106



21601

### MXT® Needle Files

Multi-purpose files especially useful for cutting Siltek® treated stainless steel columns.

Description	qty.	cat.#
MXT Needle Files	2-pk.	21601



20122

### Mini Hand Drill Set

Drill ferrules to the proper ID in seconds! Includes three drills, for use with 0.25, 0.32, and 0.53 mm ID (0.4, 0.5, and 0.8 mm OD) capillary columns.

Description	qty.	cat.#
Mini Hand Drill Set	3-piece set	20122



20113

### Stainless Steel Jet Reamers

A great tool for cleaning detector jets or removing stuck ferrules from other small orifices. Serrated design is optimal for removing silica deposits and other contaminants.

Description	qty.	cat.#
Stainless Steel Jet Reamers	6-piece set	20113



20124

### Pocket Magnifier

- Small and easy to handle.
- 10x magnification makes it easy to see the column end to verify a square cut.

Description	qty.	cat.#
Pocket Magnifier	ea.	20124

### GC Oven Thermometer

- Verify GC oven temperature.
- Quick measurements via sensor in the measuring tip.
- Swivel head can turn 180°.
- Wide measuring range: -50°C to +350°C.

Description	qty.	cat.#
GC Oven Thermometer	ea.	22066



22066



22187

### Flashlight with Swivel Head

- Ideal for tight spaces—like inside a GC oven.
- Uses two AA batteries (included).

Description	qty.	cat.#
Flashlight with Swivel Head	ea.	22187

### Septum Puller

- Use hooked end for removing septa and O-rings; pointed end works well for removing stuck ferrules or debris.
- Keep several on hand in your laboratory for other uses, too.



Dislodge a stuck ferrule quickly and easily—without scoring the fitting.



Remove a septum without damaging an expensive weldment.

Description	qty.	cat.#
Septum Puller	ea.	20117



20117

# GC Accessories

## Gas Management

Gas Purification Essentials .....	265
Gas Management System .....	266
Leak Detector .....	266
Super-Clean Gas Filters .....	267–270
Gas Traps .....	271–272
Gas Management Supplies .....	273
Gas Generators .....	274–278
Gas Regulators .....	279–281
Gas Regulator Accessories .....	282
Gas Pressure System Accessories .....	283–284
Fittings .....	285–289
Tubing .....	290–293
Gas Valves .....	294
VCO Fittings .....	294
Installation Tools .....	295
Tubing Tools .....	296–297
Fitting Tools .....	297





**Restek provides the following total gas system solution:**

- Restek gas purifiers provide cost-effective gas purity assurance.
- Restek stainless steel and copper tubing is precleaned and ready to use.
- Swagelok® and Parker A-Lok® tube fittings consistently deliver high-quality performance.
- Extensive line of hand tools, including Restek's Electronic Leak Detector, to make your work easier and faster.
- Gas generators offer an uninterrupted supply of gas.
- Gas regulators ensure optimum line pressure control of all your chromatography gases.

Restek Technical Service (1-800-356-1688, ext. 4; 1-814-353-1300, ext. 4; or support@restek.com) or your Restek representative can answer your questions and provide system-design advice. From the gas source to your point of use, we offer the products and services that ensure the purity of your gas.

**Why do I need to use traps and where should I install them?**

Carrier gas must contain less than 1 ppm of oxygen, water vapor, or any other trace contaminant to prevent column degradation, shortened column lifetime, and increased stationary phase bleed. Contaminants cause ghost peaks to appear during temperature programming and degrade the validity of analytical data. The expense of using high-purity gases in combination with carrier gas purifiers will be offset by longer column lifetime and less instrument maintenance.

**Moisture Removal**

Moisture in carrier gas lines will prematurely degrade oxygen and hydrocarbon traps and increase detector noise (particularly with ECDs). As a precaution, we highly recommend installing a moisture trap before the hydrocarbon and oxygen traps on all carrier gas lines. Our favorite trap is the Super-Clean ultra-high capacity moisture filter (cat.# 22028, p. 267).

**Hydrocarbon Removal**

Use a hydrocarbon trap if your gas has a potential source of hydrocarbon contaminants (e.g., an oil pump in an air compressor) or if you suspect you are observing carrier gas ghost peaks. Install the hydrocarbon trap after the moisture trap to prevent moisture from degrading the hydrocarbon-trapping ability of the activated carbon in the hydrocarbon trap. We recommend the Super-Clean ultra-high capacity hydrocarbon filter (cat.# 22030, p. 267).

**Oxygen Removal**

Oxygen is a column killer and can enter the system at any connection that is leaking. It is present even in ultra-high purity gases, as minute leaks at fittings allow oxygen to influx against the concentration gradient. There are many choices for oxygen removal—the Super-Clean ultra-high capacity oxygen Filter (cat.# 22029, p. 267) is popular with Restek chemists. Because oxygen can enter a gas line at any fitting, the oxygen trap should be the last connection before the gas line enters the chromatograph.

**Leak Checking**

To prevent column degradation, increase column lifetime, and decrease stationary phase bleed, carrier gas should always contain <1 ppm oxygen. This can be monitored by continually leak checking all gas system connections using the Restek Electronic Leak Detector (cat.# 22839, p. 266).

**for more info****Questions about which carrier gas purifier to use?**

Call Restek Technical Service at 1-814-353-1300, ext. 4, or contact your Restek representative to discuss your application.



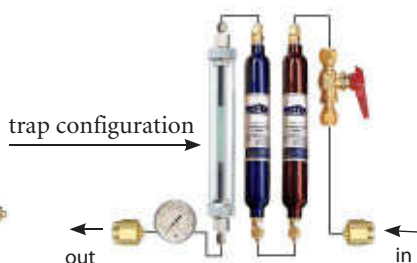
### Restek Gas Management System

- Removes moisture, hydrocarbons, and oxygen from carrier gas, extending column lifetime.
- Produces high-purity carrier gas for most applications.
- Includes one each: moisture, hydrocarbon, and indicating oxygen trap.
- Replacing traps is safe and easy.
- Maximum flow: 1 liter/minute.

Restek has put together a convenient unit providing gas purification all in one step. Complete with an indicating trap, your gas purification issues are handled in one central location.



Dimensions:  
12" x 14" x 3"  
(30.5 x 35.6 x 7.6 cm)



### did you know?

The Restek Gas Management System removes water vapor (to 10 ppb), hydrocarbons (to 0.1 ppm), and oxygen (to less than 0.1 ppm) with three traps housed in one unit.

Description	Fittings	qty.	cat.#
Restek Gas Management System	includes fittings for 1/8" and 1/4" gas line	kit	21999
Replacement Traps		qty.	cat.#
High-Capacity Moisture Trap	1/8" Nickel-Plated Brass	ea.	21997
Capillary-Grade Hydrocarbon Trap	1/8" Nickel-Plated Brass	ea.	21991
Indicating Oxygen Trap	1/8" Brass	ea.	22010

### Restek Electronic Leak Detector

Don't let a small leak turn into a costly repair—protect your analytical column by using a Restek Leak Detector.

Backed by a 1-year warranty, the Restek Leak Detector is the industry standard for performance and affordability in handheld leak detectors.



22839

#### Leak Detector Facts

Detectable Gases:	Helium, nitrogen, argon, carbon dioxide, hydrogen
Battery:	Rechargeable Ni-MH internal battery pack (6 hours normal operation)
Operating Temperature Range:	32–120 °F (0–48 °C)
Humidity Range:	0–97%
Warranty:	1-year
Certifications:	CE, Ex, Japan
Compliance:	WEEE, RoHS

Description	qty.	cat.#
Leak Detector With Hard-Sided Carrying Case and Universal Charger Set (U.S., UK, European, Australian)	ea.	22839
Leak Detector Routine Maintenance Review**	ea.	22839-R
Soft-Side Storage Case	ea.	22657
Small Probe Adaptor	ea.	22658

Avoid using liquid leak detectors on a GC! Liquids can be drawn into the system.

\*Caution: The Restek Electronic Leak Detector is designed to detect trace amounts of hydrogen in a noncombustible environment. It is NOT designed for determining leaks in a combustible environment. A combustible gas detector should be used for determining combustible gas leaks under any condition. When using it to detect hydrogen, the Restek Electronic Leak Detector may only be used for determining trace amounts in a GC environment.

\*\*Routine maintenance includes inspection of the probe tip, internal/external tubing, and a battery replacement.



22658

Verify hard-to-reach leaks using the small probe adaptor (sold separately).

### restek recommends

When your Leak Detector batteries need to be replaced, send the unit to us for a routine maintenance review to ensure continued sensitivity and reliability. We will replace not only the batteries, but also the probe and internal/external tubing. We will also recertify your unit. Contact Customer Service to send in your Leak Detector for maintenance (cat. #22839-R).

### Restek Super-Clean Gas Filter Kits and Replacements

- High-purity output ensures 99.9999% pure gas (at max. flow of 2 L/min.).
- “Quick connect” fittings for easy, leak-tight cartridge changes.
- Glass inside to prevent diffusion; polycarbonate housing outside for safety.
- All traps measure 10 5/8" x 1 3/4" (27 x 4.4 cm).
- Each base plate unit measures 4" x 4" x 1 7/8" (10.2 x 10.2 x 4.8 cm).

**Table I:** Each Super-Clean gas filter provides high-purity outlet gas.

Type of Filter	Outlet Gas Quality (%)	Maximum Pressure/ Maximum Flow Rates	Use for:	Indicator Color Change	Capacity			Estimated Lifetime (years)
					H <sub>2</sub> O (g)	O <sub>2</sub> (mL)	Hydrocarbons (g)	
Moisture cat.# 22028	>99.9999	11 bar 159 psi/ 7 L/min	Inert carrier gas Air Hydrogen	Yellow/orange to clear	7.2	—	—	>2
Oxygen cat.# 22029	>99.9999	11 bar 159 psi/ 7 L/min	Inert carrier gas	Green to grey	—	1,000	—	>2
Hydrocarbons cat.# 22030	>99.9999	11 bar 159 psi/ 7 L/min	Inert carrier gas Air Hydrogen	No indicator	—	—	12 <sup>3</sup>	>2
Fuel Gas <sup>1</sup> cat.# 22022	>99.9999	11 bar 159 psi/ 7 L/min	Inert carrier gas Air Hydrogen	Yellow/orange to clear	3.5	—	24 <sup>3</sup>	>1.5
Triple <sup>2</sup> cat.# 22020	>99.9999	11 bar 159 psi/ 7 L/min	Inert carrier gas	Yellow/orange to clear Green to grey	1.8	500	4 <sup>3</sup>	>1
Helium Specific <sup>2</sup> cat.# 21982	>99.9999	11 bar 159 psi/ 7 L/min	Helium	Yellow/orange to clear Green to grey	1.8	500	—	>1

<sup>1</sup>Removes hydrocarbons and moisture.

<sup>2</sup>Removes hydrocarbons, moisture, and oxygen.

<sup>3</sup>As *n*-butane.



### did you know?

All Restek Super-Clean gas filter cartridges (except hydrocarbon filter cat.# 22030) feature easy-to-read indicators. The indicator code is shown on every trap, so there is no confusion about when to replace it.



22020



21982



base plate

Description	qty.	cat.#
Carrier Gas Cleaning Kit Includes: mounting base plate, 1/8" inlet/outlet fittings, and oxygen/moisture/hydrocarbon triple gas filter	kit	22019
Fuel Gas Purification Kit Includes: mounting base plate, 1/8" inlet/outlet fittings, and hydrocarbon/moisture fuel gas filter	kit	22021
Ultra-High Capacity Hydrocarbon Filter	ea.	22030
Ultra-High Capacity Moisture Filter	ea.	22028
Ultra-High Capacity Oxygen Filter	ea.	22029
Replacement Triple Gas Filter (removes oxygen, moisture, and hydrocarbons)	ea.	22020
Replacement Fuel Gas Filter (removes moisture and hydrocarbons)	ea.	22022
Helium-Specific Carrier Gas Cleaning Kit Includes: mounting base plate, 1/8" inlet/outlet fittings, and oxygen/moisture/hydrocarbon helium-specific filter	kit	21983
Replacement Helium-Specific Gas Filter (removes oxygen, moisture, and hydrocarbons)	ea.	21982
Gas Filter Bundle Kit Includes: one triple gas filter (cat.# 22020) and two fuel gas filters (cat.# 22022)	kit	22031



### tech tip

#### Oxygen and Moisture Traps

Restek highly recommends oxygen and moisture traps for make-up gas when operating sensitive detectors such as electron capture detectors (ECD). The hydrogen reaction gas for sensitive electrolytic conductivity detectors (ELCD) also requires a hydrocarbon trap to remove trace impurities.

# Super-Clean Gas Filters



22026



22025



22027

## Restek Filter Base Plates

- Standard base plate fittings are 1/8". To adapt to 1/4", order 1/8" to 1/4" tube-end unions.
- End fittings available in brass or stainless steel.
- Base plates fit all stand alone Super-Clean gas filters offered.

Description	qty.	Brass		Stainless Steel	
		cat.#	qty.	cat.#	
Filter Base Plate, Single-Position	ea.	22025	ea.	22344	
Filter Base Plate, 2-Position	ea.	22026	ea.	22345	
Filter Base Plate, 3-Position	ea.	22027	ea.	22346	

## Wall Mounting Bracket

Base plates can be mounted by using screws and the mounting holes on the base plate, or by using this optional wall mounting bracket.



21984

Description	qty.	cat.#
Wall Mounting Bracket for Super-Clean Base Plates	ea.	21984

## Replacement O-Rings for Cartridge Base Plates

Pack includes 10 large O-rings and 10 small O-rings.



22023

Description	qty.	cat.#
Replacement O-Rings for Cartridge Base Plates	20-pk.	22023

## 1/8-Inch to 1/4-Inch Tube-End Unions

To adapt 1/8" Super-Clean base plate fittings to 1/4", use 1/8" to 1/4" tube-end unions.



21833

Description	qty.	Brass		Stainless Steel	
		cat.#	qty.	cat.#	
Tube-End Reducer, 1/8" tube to 1/4"	5-pk.	21833	2-pk.	21933	

## Restek Super-Clean Gas Trapping System for LC-MS

A Super-Clean quick-change cartridge system efficiently removes hydrocarbons from nitrogen!

- Changing filters is quick and easy.
- Up to 20 L of hydrocarbon-free nitrogen per minute.
- Filters connected in parallel to handle high flows of LC-MS.



20 L of purified nitrogen per minute!

Super-Clean gas filters provide high-purity outlet gas

Type of filter:	Hydrocarbon (charcoal)
Max. Flow:	20 L/min
Outlet Gas Quality %:	99.9999%
Maximum Pressure:	11 bar/159 psi
Estimated Lifetime:	3 to 6 months

Description	qty.	cat.#
Super-Clean Gas-Trapping System (2-position base plate, 2 charcoal filters)	ea.	22062
Replacement Hydrocarbon (Charcoal) Filters	2-pk.	22061
Particle Drop-In Filter, 0.5 µm	2-pk.	22367

## also available

### Looking for a nitrogen generator for your LC-MS?

Restek offers a full line of Parker LC-MS generators.

See page 277.



## Restek Click-On In-Line Super-Clean Purification Gas Traps

- High-purity output ensures 99.9999% pure gas.
- Click-On fittings for easy, leak-tight cartridge changes; brass or stainless steel, 1/4" or 1/8".
- Helium-specific triple gas trap is ideal for GC-MS—it contains oxygen, moisture, and hydrocarbon scrubbers in one cartridge.
- Triple gas trap is ideal for purifying carrier gas—it contains oxygen, moisture, and hydrocarbon scrubbers in one cartridge.
- Fuel gas trap is ideal for purifying flame ionization detector (FID) fuel gases, removing both moisture and hydrocarbons.

Click-On adaptor connectors allow cartridges to be exchanged without introducing oxygen, moisture, and hydrocarbons. Spring-loaded check valves seal when a filter is removed and open only when a new filter has been locked in place.

Filter Type	Gas Quality at Outlet	Maximum Pressure	Maximum Flow (L/min)	Use For	H <sub>2</sub> O (g)	Capacity O <sub>2</sub> (mL)	Hydrocarbons (g) ( <i>n</i> -butane)	Estimated Lifetime (years)
Moisture cat.# 22467	>99.9999	11 bar 160 psi	25	Inert carrier gas, helium, air, H <sub>2</sub>	15	NA	NA	>3
Oxygen cat.# 22468	>99.9999	11 bar 160 psi	25	Inert carrier gas	NA	2,000	NA	>3
Hydrocarbon cat.# 22466	>99.9999	11 bar 160 psi	25	Inert carrier gas, helium, air, H <sub>2</sub>	NA	NA	24	>3
Fuel Gas <sup>1</sup> cat.# 22465	>99.9999	11 bar 160 psi	25	Inert carrier gas, helium, air, H <sub>2</sub>	7	NA	12	>2
Triple <sup>2</sup> cat.# 22464	>99.9999	11 bar 160 psi	25	Inert carrier gas	4	1,000	8	>2
Helium-Specific Triple <sup>2</sup> cat.# 22473	>99.9999	11 bar 160 psi	25	Helium	4	1,000	8	>2

<sup>1</sup>Removes hydrocarbons, moisture.

<sup>2</sup>Removes hydrocarbons, moisture, oxygen.

NOTE: Super-Clean gas filters are recommended for purifying noncorrosive gases with low concentrations of contaminants. The maximum concentration of oxygen in the incoming gas stream for oxygen purifiers is 0.5%.

See next page for more Click-On In-Line Super-Clean products.

Click-On traps measure:  
8 1/2" x 1 1/4" (21.6 x 3.2 cm)



## did you know?

Trap replacement depends on the quality of the incoming gas. Use the double connector and install an indicating cartridge after a trap to indicate when the trap should be replaced.

## Restek Click-On In-Line Super-Clean Gas Traps and Connector Kits

Description	qty.	cat.#
<b>Carrier Gas Purification Kit</b>		
Includes: (2) 1/8" SS connectors and (1) oxygen/moisture/hydrocarbon triple trap	kit	22456
Includes: (2) 1/8" brass connectors and (1) oxygen/moisture/hydrocarbon triple trap	kit	22457
Includes: (2) 1/4" SS connectors and (1) oxygen/moisture/hydrocarbon triple trap	kit	22458
Includes: (2) 1/4" brass connectors and (1) oxygen/moisture/hydrocarbon triple trap	kit	22459
<b>Fuel Gas Purification Kit</b>		
Includes: (4) 1/8" SS connectors and (2) hydrocarbon/moisture traps	kit	22460
Includes: (4) 1/8" brass connectors and (2) hydrocarbon/moisture traps	kit	22461
Includes: (4) 1/4" SS connectors and (2) hydrocarbon/moisture traps	kit	22462
Includes: (4) 1/4" brass connectors and (2) hydrocarbon/moisture traps	kit	22463



## **i**tech tip

To prevent settling of dessicant, mount vertically, not horizontally.

## Super-Clean Gas Filters



22474

Click-On traps measure:  
8 1/2" x 1 1/4" (21.6 x 3.2 cm)


**Click-On In-Line Super-Clean Indicator**

- Oxygen: green to grey
- Moisture: beige to clear

Install an indicator after the Click-On in-line gas filter so there is no confusion about when to replace the traps.

Description	qty.	cat.#
Click-On In-line Super-Clean Indicator (oxygen, moisture)	ea.	22474

Note: Fittings sold separately.




22464

Click-On traps measure:  
8 1/2" x 1 1/4" (21.6 x 3.2 cm)

**Click-On In-Line Super-Clean Replacement Gas Traps**

Description	qty.	cat.#
Triple Trap (removes oxygen, moisture and hydrocarbons)	ea.	22464
Fuel Gas Trap (removes moisture and hydrocarbons)	ea.	22465

Note: Replacement trap only—fittings sold separately.



22466

Click-On traps measure:  
8 1/2" x 1 1/4" (21.6 x 3.2 cm)

**Click-On In-Line Super-Clean Ultra-High Capacity Gas Traps**

Description	qty.	cat.#
Ultra-High Capacity Hydrocarbon Trap	ea.	22466
Ultra-High Capacity Moisture Trap	ea.	22467
Ultra-High Capacity Oxygen Trap	ea.	22468

**Click-On In-Line Super-Clean Connectors**

Click-On connectors allow you to change traps quickly, without introducing oxygen into your system.



22477

**Attach Click-On connectors to the gas lines once—avoid damaging the lines.**

Each connector is 2 3/8" (6 cm) in length.

Description	Fittings	qty.	cat.#
Click-On In-line Super-Clean Connectors	1/8" Brass	2-pk.	22475
Click-On In-line Super-Clean Connectors	1/8" Stainless Steel	2-pk.	22476
Click-On In-line Super-Clean Connectors	1/4" Brass	2-pk.	22477
Click-On In-line Super-Clean Connectors	1/4" Stainless Steel	2-pk.	22478

**Click-On In-Line Super-Clean Double Connector**

Connects any Click-On trap to a Click-On indicator.



22479

Each double connector is 3" (8 cm) in length.

Description	qty.	cat.#
Click-On In-line Super-Clean Double Connector, Stainless Steel	ea.	22479



22480



22481


**Accessories for In-Line Super-Clean Gas Traps and Connectors**

Description	qty.	cat.#
Wall-Mounting Clamps for Click-On In-line Super-Clean Gas Traps	4-pk.	22480
Replacement O-Rings for Click-On In-line Super-Clean Connectors (includes 10 large and 10 small)	20-pk.	22481

**Helium-Specific Click-On In-Line Super-Clean Gas Trap and Connector Kits**

Helium-specific Click-On in-line Super-Clean gas trap and kits are designed specifically for purification of helium in GC-MS systems.

Description	qty.	cat.#
<b>Helium-Specific Carrier Gas Cleaning Kits</b>		
Includes: (2) 1/8" SS connectors and (1) oxygen/moisture/hydrocarbon helium-specific triple trap	kit	22469
Includes: (2) 1/8" brass connectors and (1) oxygen/moisture/hydrocarbon helium-specific triple trap	kit	22470
Includes: (2) 1/4" SS connectors and (1) oxygen/moisture/hydrocarbon helium-specific triple trap	kit	22471
Includes: (2) 1/4" brass connectors and (1) oxygen/moisture/hydrocarbon helium-specific triple trap	kit	22472
<b>Replacement Trap</b>		
Helium-Specific Replacement Triple Trap (removes oxygen, moisture and hydrocarbons)	ea.	22473



22473

Click-On traps measure:  
8 1/2" x 1 1/4" (21.6 x 3.2 cm)





Dimensions: 9 1/4" x 2" (23.5 x 5.1 cm)



22081

### High-Capacity Indicating Oxygen Trap

- Indicator changes from dark blue to black as oxygen and water are trapped.
- Lasts longer than three smaller traps.
- Use with all carrier gases.
- Ambient operating temperature, 100 psi (689 kPa) operating pressure.
- Built-in frit traps microparticles.
- Outlet gas purity:  
O<sub>2</sub> < 0.1 ppm when inlet does not exceed 15 ppm.  
H<sub>2</sub>O < 0.5 ppm when inlet does not exceed 10 ppm.
- Maximum operating pressure: 150 psi (1,034 kPa).
- Maximum flow: 16.5 L/min.

Description	Fittings	qty.	cat.#
High-Capacity Indicating Oxygen Trap	1/8" Compression Tube Brass	ea.	20624
High-Capacity Indicating Oxygen Trap	1/4" Compression Tube Brass	ea.	20623
Replacement Cartridge (fits 1/4" or 1/8" housing)		ea.	20625
Replacement O-Rings (5 small O-rings and 5 large O-rings)		kit	22081



Dimensions: 10" x 1 1/4" (25.4 x 3.2 cm)

### Indicating Oxygen Trap

- Indicator changes from light green to grey as oxygen is trapped.
- Heavy-walled glass body, protected by polycarbonate sleeve, prevents oxygen and water infusion.
- Prepurged for fast stabilization.
- 100 psi (689 kPa) maximum operating pressure.
- Reduces oxygen to 0.1 ppm.
- 10 µm frits at inlet and outlet.

Description	Fittings	qty.	cat.#
Indicating Oxygen Trap	1/8" Brass	ea.	22010
Indicating Oxygen Trap	1/4" Brass	ea.	22011



Dimensions: 11" x 1 1/2" (27.9 x 3.8 cm)

### High-Capacity Oxygen Trap

- Removes up to 600 mg of oxygen or 2 g of water.
- Long life—typically purifies more than five 200 ft<sup>3</sup> cylinders.
- Reduces oxygen to 15 ppb.
- Maximum operating pressure: 250 psi (1,724 kPa).
- Flow: 3 L/min @ 32 psi (221 kPa).

Description	Fittings	qty.	cat.#
High-Capacity Oxygen Trap	1/8" Nickel-Plated Brass	ea.	20601
High-Capacity Oxygen Trap	1/4" Nickel-Plated Brass	ea.	20600

### Rechargeable Molecular Sieve S-Trap

- Traps water vapor; increases column and oxygen trap lifetime.
- Reduces baseline noise from sensitive detectors such as ECDs and mass spectrometers.
- Activated and ready to use.
- Reduces water to less than 1 ppm.
- Fits in GC oven for easy thermal recharging.
- Maximum flow: 1 L/min.



Dimensions:  
6 3/4" x 5 5/8" (17.1 x 14.3 cm)

Description	Fittings	qty.	cat.#
Rechargeable Molecular Sieve S-Trap	1/8" Brass	ea.	20686



Dimensions: 11" x 1 1/2" (27.9 x 3.8 cm)  
Moisture capacity: 16 g of water

### High-Capacity Moisture Trap

- Purged with ultra-high-purity helium; ready to use.
- Reduces water to less than 15 ppb.
- Maximum operating pressure: 250 psi (1,724 kPa).
- Maximum flow: 1.25 L/min.

Description	Fittings	qty.	cat.#
High-Capacity Moisture Trap	1/8" Nickel-Plated Brass	ea.	21997
High-Capacity Moisture Trap	1/4" Nickel-Plated Brass	ea.	20638



Dimensions: 13" x 2" (33 x 5.1 cm)  
Moisture capacity: 6 g of water  
Maximum flow: 1 L/min

### Indicating Moisture Trap

- Reduces water to less than 10 ppb; indicator changes from yellowish-green to blue at 5% relative humidity.
- Prepurged for fast stabilization.
- Reduces noise from high-sensitivity detectors.
- Heavy-walled glass body prevents oxygen and water infusion.
- 10 µm frit prevents microparticulate damage to needle valves and flow controllers.
- Maximum operating pressure: 100 psi (689 kPa).

Description	Fittings	qty.	cat.#
Indicating Moisture Trap	1/8" Brass	ea.	22014
Indicating Moisture Trap	1/4" Brass	ea.	22015

## Gas Traps



Dimensions: 11" x 1 1/2" (27.9 x 3.8 cm)

**Capillary-Grade Hydrocarbon Trap**

- Packed with an extremely high surface area, baked coconut shell-based activated carbon.
- Purged with ultra-high purity helium.
- Reduces organics to 0.1 ppm (assuming 100 ppm input).
- Maximum operating pressure: 250 psi (1,724 kPa).

Description	Fittings	qty.	cat.#
Capillary-Grade Hydrocarbon Trap	1/8" Nickel-Plated Brass	ea.	21991
Capillary-Grade Hydrocarbon Trap	1/4" Nickel-Plated Brass	ea.	21992



Dimensions: 9 1/4" x 2 1/4" (23.5 x 5.7 cm)

**Refillable Hydrocarbon Trap**

- Removes trace impurities from carrier gas.
- Reduces organics to 0.1 ppm (assuming 100 ppm input).
- 60 µm frit prevents gas contamination by purifier particles.
- Good for purge and trap systems.
- Refillable and rechargeable.
- Maximum operating pressure: 125 psig (862 kPa).
- Maximum flow: 5 L/min.

Description	Fittings	qty.	cat.#
Refillable Hydrocarbon Trap	1/8" Nickel-Plated Brass	ea.	22012
Refillable Hydrocarbon Trap	1/4" Nickel-Plated Brass	ea.	22013
Carbon Refill (two recharges)		pint	20626



Dimensions: 6" x 1 3/4" (15.2 x 4.4 cm)

**Indicating Hydrocarbon Trap for Air Compressors**

- Pass compressed air from an oil-filled air compressor through this trap to remove oil vapors and mist.
- Indicator changes from pale pink to deep pink.

Description	Fittings	qty.	cat.#
Indicating Hydrocarbon Trap for Air Compressors	1/8" Brass	ea.	20637
Indicating Hydrocarbon Trap for Air Compressors	1/4" Brass	ea.	20636



Dimensions: 6" x 1" (15.2 x 2.5 cm)

**High-Capacity Split Vent Trap**

- Reduces the release of hazardous materials from the capillary split vent into the lab.
- Includes connecting lines and mounting kit.

Description	Fittings	qty.	cat.#
High-Capacity Split Vent Trap	1/8"	ea.	20698
High-Capacity Split Vent Trap	1/8"	5-pk.	20699



Dimensions: 6" x 1" (15.2 x 2.5 cm)

**ECD Vent Trap**

- Reduces the release of hazardous materials from the ECD vent into the lab.
- Includes connecting lines and mounting kit.

Description	Fittings	qty.	cat.#
ECD Vent Trap	1/8"	ea.	22017

### tech tip

**Carrier Gas Purity**

Carrier gas should contain less than 1 ppm of oxygen, moisture, or other trace contaminants, to prevent column degradation, increase column lifetime, and decrease stationary phase bleed.

The expense of using high-purity gases in combination with carrier gas line purifiers will be offset by longer column lifetime and less GC maintenance.

### VICI® Mat/Sen® Gas-Specific Purifier Modules

- Replace separate oxygen, moisture, and hydrocarbon traps with one multiple-bed purifier, specific for purifying helium, hydrogen, nitrogen, or air.
- Reduce gas impurities from ppm to low ppb levels.
- Decrease baseline noise and increase GC-MS sensitivity.
- Prepurged with the specified gas to shorten downtime.

Performance for these purifiers is optimized by incorporating a multiple-bed format that progressively lowers concentrations of contaminants at each successive bed. VICI® Mat/Sen® purifiers are guaranteed to produce gases that are purer than 99.9999%, when supplied with gas of 99.995% purity, and are prepurged with the specified gas to speed conditioning. Purifier capacity is approximately four tanks of gas at 99.995% (50 ppm) purity, and correspondingly longer for purer gases.

Please Note: We recommend using an indicating oxygen trap (e.g., cat.# 22029, pg. 267) downstream from a VICI® Mat/Sen® purifier to continually ensure gas purity and indicate absolute change-out time.




Dimensions:  
21" x 1 1/2"  
(53.3 x 3.8 cm)

Specifications:	
Length:	21" (53.3 cm)
Diameter:	1.5" (3.8 cm)
Maximum Inlet Pressure:	1,000 psi (6895 kPa)
Maximum Recommended Flow:	500 mL/min
Pressure Drop from 120 psi (827 kPa) inlet at a flow of 0-500 mL/min:	<0.20 psi (1.4 kPa)
Compression End Fittings:	1/8" or 1/4", stainless steel
Shipping Weight:	3.04 lb. (1,300 g)

Gas-Specific Purifier Module	Compression Tube Fittings			
	1/4-inch		1/8-inch	
	qty.	cat.#	qty.	cat.#
Helium Purifier Module	ea.	22600	ea.	22601
Hydrogen Purifier Module	ea.	22602	ea.	22603
Nitrogen Purifier Module*	ea.	22604	ea.	22605
Air Purifier Module	ea.	22606	ea.	22607

\*Warning: Do not use with nitrogen containing more than 500 ppm of oxygen. If the oxygen level in the stream exceeds 500 ppm, use an air purifier.



### Thermal Gas High Capacity Purifier Replacement Getter Tube

Each replacement getter tube has 12 L oxygen and 35 L water vapor capacity at a minimum flow rate of 1 L/min and removes oxygen, water, carbon monoxide, carbon dioxide, hydrocarbons (except methane) to ppb levels; pure enough for MS. Typically requires replacement once per year.

**Change tube when gas pressure drops.**

Replacement Getter Tubes	qty.	cat.#
1/8" Fittings (Similar to Supelco part# 2-2396)	ea.	21661
1/4" Fittings (Similar to Supelco part# 2-2398)	ea.	21660

Replacement getter tubes must be used with a Thermal Gas Purifier housing unit.

### Gas Pressure Gauge Kit

- Use an in-line pressure gauge to indicate when a thermal gas purifier getter tube should be replaced.
- Includes 1/8" tee and 0-100 psi (0-689 kPa) gauge.



Description	qty.	cat.#
In-line Gas Pressure Gauge Kit for Thermal Gas Purifiers	kit	21657



### Replacement Chemical Traps for Agilent GCs


- Easy to install.
- Attach to same fittings as original manufacturer's equipment.
- Built-in frits retain fine particles; adsorbents remove both moisture and hydrocarbons.

Description	Similar to Agilent part #	qty.	cat.#
Replacement Split Vent Trap for Agilent 6890/6850 GCs	G1544-80550	ea.	22820
Replacement Chemical Trap for Agilent 5890 GCs	05890-61260	ea.	21610
Split Vent Line (32-inch) for Agilent GCs Includes: all installation hardware	19251-80525	2-pk.	22800
O-Rings for Agilent Trap Fittings	5180-4181	25-pk.	22064
Optional Split Vent Trap Assembly for Agilent 6890/6850 GCs	G1544-60610	kit	23031
Replacement Traps (2) and O-Rings (4)	G1544-80530	kit	23032



- Dimensions: 17.12" x 13.46" x 17.95"
- 59 lb. dry weight

**Safer alternative to high-pressure gas cylinders!**



### free literature

#### Parker Balston® Hydrogen Generators

Download your free copy from  
[www.restek.com](http://www.restek.com)

lit. cat.# GNTS1440-UNV



Using purifying gas traps in combination with a gas generator can improve chromatography tremendously and extend column lifetime.

### Parker Balston® PEM Hydrogen Generators

- Proton Exchange Membrane (PEM) cell eliminates the need for liquid electrolytes.
- Reliably generate 99.9995% pure hydrogen—for better chromatography.
- Eliminates high-pressure cylinders—greater convenience and improved lab safety.
- Compact unit, requiring only one square foot of bench space.
- Quick and easy to service and maintain; unique display lighting changes color for easy status checks and water level indication.
- Comes with a set of universal power adapters for U.S., European, and Asian plug types.
- Automatic safety feature shuts the generator down if a hydrogen leak is detected.

#### Specifications

Purity:	99.9995% pure hydrogen
Delivery Pressure:	5-100 psig ± .05 psig (69-689 kPa ± 7kPa)
Outlet Port:	1/8" compression
Electrical Requirements:	100-230 VAC/50-60 Hz
Physical Dimensions:	17.12"h x 13.46"w x 17.95"d (43.48 x 34.19 x 45.6 cm)
Shipping Weight:	59 lbs. (27 kg) dry

Description	Model #	Capacity	qty.	cat.#
Hydrogen Generator	H2PEM-100	100 cc/min.	ea.	23065
Hydrogen Generator	H2PEM-165	165 cc/min.	ea.	23066
Hydrogen Generator	H2PEM-260	260 cc/min.	ea.	23067
Hydrogen Generator	H2PEM-510	510 cc/min.	ea.	23068

#### Replacement and Maintenance Components for Hydrogen Generators (for all models listed above)

Replacement Desiccant Cartridge for H2PEM Generators	ea.	23069
6-Month Maintenance Kit for H2PEM Generators	kit	23070
Includes: 1 deionizer cartridge, 1 water filter, 3 environmental filters		
24-Month Maintenance Kit for H2PEM Generators	kit	23071
Includes: 1 deionizer cartridge, 1 water filter, 3 environmental filters, 1 water level sensor, 1 water pump, and 1 desiccant cartridge		

## Restek Electronic Leak Detector

**Protect your instrument and analytical column!**

- Ergonomic, handheld design.
- Handy probe storage for cleanliness and convenience.

See **page 201**.

[www.restek.com/leakdetector](http://www.restek.com/leakdetector)





### Parker Balston® Model FID-1000 and FID-2500 Gas Stations

- Single unit produces UHP zero air from house compressed air and 99.9995% pure hydrogen from deionized water.
- Ideal for supplying up to 5-6 FIDs.
- Eliminates inconvenient and dangerous gas cylinders.
- Silent operation, minimal operator attention required.

Parker Balston® gas stations provide both UHP grade hydrogen gas and zero grade air for flame ionization detectors. The system is specifically designed to supply gas to FIDs and to support flame thermionic and flame photometric detectors. The units produce zero air by purifying compressed air to a total hydrocarbon concentration of 0.1 ppm or less (measured as methane).

The hydrogen generators produce hydrogen gas from deionized water, using the principle of electrolytic dissociation of water and hydrogen proton conduction through a proton exchange membrane cell.



Produce zero air and pure hydrogen from one unit!

### ordering note

For **international orders**, please add the appropriate power cord suffix from the table below.

Specifications - FID Gas Stations:	
Hydrogen Purity:	99.9995%
Zero Air Purity:	< 0.1 ppm total hydrocarbons as methane
Max. Hydrogen Flow Rate:	FID-1000: 90 cc/min FID-2500: 250 cc/min
Max. Zero Air Flow Rate:	FID-1000: 1000 cc/min FID-2500: 2500 cc/min
Power:	120 VAC/amp, 60 Hz, 480 watts
Hydrogen Outlet Pressure:	60 psig (414 kPa)
Zero Air Outlet Pressure:	40-125 psig* (276-862 kPa)
Inlet Connection:	1/4" NPT (female)
Outlet:	1/8" compression
Dimensions:	16.5"h x 10.5"w x 17"d (42 cm x 27 cm x 43 cm)
Weight:	53 lbs. (24kg)

Description	Model #	qty.	cat. #
Gas Station	Model FID-1000 (ideal for 1-2 FIDs)	ea.	20177
Gas Station	Model FID-2500 (ideal for 5-6 FIDs)	ea.	24913
Replacement Components for FID Gas Stations			
Resin Bed Cartridge for Hydrogen Generators in FID-1000 and FID-2500 Gas Stations		ea.	24914
Replacement Desiccant Cartridge		ea.	21671
FID Gas Station Maintenance Kit		ea.	24915
Includes: 1 desiccant cartridge, 1 resin bed cartridge, 1 filter cartridge			

\*Zero air inlet requires minimum of 40 psig (276 kPa) compressed air pressure.



### free literature

#### FID Gas Stations

Download your free copy from [www.restek.com](http://www.restek.com)  
lit. cat.# GNTS1437-UNV

Select the power cord you need.

### International Power Cord Sets


Just add the proper suffix to the catalog number for the gas generator you are ordering.

Location	qty.	cat.# suffix
United Kingdom (230 VAC, 50/50 Hz)	ea.	-550
European (230 VAC, 50/60 Hz)	ea.	-551
IEC Connector Only (230 VAC, 50/60 Hz)	ea.	-552
Japanese (200 VAC, 50/60 Hz)	ea.	-556
Japanese for Zero Air (100 VAC, 50/60 Hz)	ea.	-553
Japanese for Hydrogen (100 VAC, 50/60 Hz)	ea.	-554
Japanese for Nitrogen (100 VAC, 50/60 Hz)	ea.	-555





21654



## free literature

### Nitrogen Generators

Download your free copy from [www.restek.com](http://www.restek.com)

lit. cat.# GNTS1442-UNV

## ordering note

For **international orders**, please add the appropriate power cord suffix from the table below.

Select the power cord you need.

## Parker Balston® Nitrogen Gas Generators

- Produces ultra-pure nitrogen (up to 99.9999%).
- Require only a compressed air source and 110 volt AC power.
- Typical applications include GC carrier gas, make-up gas, and low flow sample concentrators.
- Maintenance kits include replacement filters.

### Specifications

	Model HPN2-1100 or UHPN2-1100	Model HPN2-2000
Maximum Nitrogen Flow Rate:	See Flow Table	2 L/min
Nitrogen Purity:	99.9999%	99.99%
Minimum/Maximum Inlet Pressure:	60 psig/125 psig (414/862 kPa)	75 psig/120 psig (517/827 kPa)
Electrical Requirements:	120 VAC/60 Hz	120 VAC/60 Hz
Dimensions:	35" h x 12" w x 16" d (89 cm x 30 cm x 41 cm)	35" h x 12" w x 16" d (89 cm x 30 cm x 41 cm)
Shipping Weight:	115 lbs. (52 kg)	115 lbs. (52 kg)

### Note:

Models HPN2-1100 and HPN2-2000 do not remove hydrocarbons.

Power consumption is:

Model HPN2-1100 = 25 Watts

Model UHPN2-1100 = 700 Watts

Model HPN2-2000 = 25 Watts

### Flow Table for Models HPN2-2000, HPN2-1100, and UHPN2-1100

Inlet Air Pressure	Maximum Outlet Flow (cc/min)	
	Models HPN2-1100 and UHPN2-1100	Maximum Outlet Pressure
125 psig (862 kPa)	1100	85 psig (586 kPa)
110 psig (758 kPa)	1000	75 psig (517 kPa)
100 psig (689 kPa)	900	65 psig (448 kPa)
90 psig (621 kPa)	800	60 psig (414 kPa)
80 psig (552 kPa)	700	50 psig (345 kPa)
70 psig (483 kPa)	600	45 psig (310 kPa)
60 psig (414 kPa)	500	35 psig (241 kPa)
<b>Model HPN2-2000</b>		
75-120 psig (517-827 kPa)	2000	90 psig (621 kPa)

Nitrogen Generators	Model #	qty.	cat.#
Nitrogen Generator	HPN2-2000 (high purity)	ea.	21654
Nitrogen Generator	HPN2-1100 (ultra-high purity)	ea.	21653
Nitrogen Generator	HPN2-1100 with European Cord Set	ea.	21653-551
Nitrogen Generator	HPN2-1100 with IEC Connector Only	ea.	21653-552
Nitrogen Generator	UHPN2-1100 (ultra-high purity zero grade)	ea.	20697
Maintenance Kits	Model #	qty.	cat.#
Maintenance Kit	for HPN2-1100, HPN2-2000, 76-96, 76-92	kit	21649
Maintenance Kit	for UHPN2-1100, 76-94	kit	21655

## International Power Cord Sets

Just add the proper suffix to the catalog number for the gas generator you are ordering.

Location	qty.	cat.# suffix
United Kingdom (230 VAC, 50/50 Hz)	ea.	-550
European (230 VAC, 50/60 Hz)	ea.	-551
IEC Connector Only (230 VAC, 50/60 Hz)	ea.	-552
Japanese (200 VAC, 50/60 Hz)	ea.	-556
Japanese for Zero Air (100 VAC, 50/60 Hz)	ea.	-553
Japanese for Hydrogen (100 VAC, 50/60 Hz)	ea.	-554
Japanese for Nitrogen (100 VAC, 50/60 Hz)	ea.	-555

**Parker Balston® Nitrogen Gas Generators for LC-MS**

- Turn compressed air into ultra-pure nitrogen (up to 99.5%).
- Flows from 1 to 44 L/min.
- Models N2-04, N2-14, N2-22, and N2-35 require no electricity.
- Safe, reliable, low maintenance.
- Maintenance kits include replacement filters.



Specifications	NitroFlow Lab	N2-04	N2-14 or N2-14A	N2-22 or N2-22A	N2-35 or N2-35A
Maximum Nitrogen Flow Rate:	32 L/min	8 L/min	36 L/min max. flow	N2-22: 44 L/min N2-22A: 29 L/min	44 L/min
Nitrogen Purity:	99.50%	99%	95.0%–99.5%	99%	99%
Min/Max Inlet Pressure:	N/A	60 psig/145 psig	60 psig/145 psig	60 psig/145 psig	60 psig/145 psig
Electrical Requirements:	120 VAC/60 Hz	None	N2-14: None N2-14A: 120 VAC/60 Hz	N2-22: None N2-22A: 120 VAC/60 Hz	N2-35: None N2-35A: 120 VAC/60 Hz
Dimensions:	27.6" h x 35.4" w x 12.2" d (70 cm x 90 cm x 31 cm)	11" h x 13" w x 16" d (27 cm x 34 cm x 41 cm)	50" h x 16" w x 16" d (127 cm x 41 cm x 41 cm)	50" h x 16" w x 16" d (127 cm x 41 cm x 41 cm)	50" h x 16" w x 16" d (127 cm x 41 cm x 41 cm)
Shipping Weight:	205 lb (93 kg)	43 lb (20 kg)	N2-14: 75 lb (34 kg) N2-14A: 80 lb (36 kg)	N2-22: 101 lb (46 kg) N2-22A: 106 lb (48 kg)	N2-35: 115 lb (52 kg) N2-35A: 119 lb (54 kg)

Nitrogen Generators for LC-MS	Model #	qty.	cat.#
Nitrogen Generator for LC-MS	NitroFlow Lab Model, 32 L/min max. flow	ea.	22129
Nitrogen Generator for LC-MS	N2-04 Model for ELSD, 8 L/min max. flow	ea.	22130
Nitrogen Generator for LC-MS	N2-14 (general purpose) 36 L/min max. flow	ea.	20677
Nitrogen Generator for LC-MS	N2-14 with European Power Cord	ea.	20677-551
Nitrogen Generator for LC-MS	N2-14A (general purpose w/oxygen analyzer) 36 L/min max. flow	ea.	21652
Nitrogen Generator for LC-MS	N2-22 Model, 44 L/min max. flow	ea.	22131
Nitrogen Generator for LC-MS	N2-22A Model, 29 L/min max. flow	ea.	22132
Nitrogen Generator for LC-MS	N2-35 Model, 44 L/min max. flow	ea.	22133
Nitrogen Generator for LC-MS	N2-35A Model, 44 L/min max. flow	ea.	22134
Maintenance Kits	Model #	qty.	cat.#
Maintenance Kit	for N2-14, N2-14A, 75-72, 75-72ONA	kit	21648
Maintenance Kit With Carbon Filter	for N2-14, N2-14A, 75-72, 75-72ONA	ea.	22135



**ordering note**

For **international orders**, please add the appropriate power cord suffix from the table on the previous page.



### Parker Balston® Zero Air Generators

- Turn in-house compressed air into ultra-pure air (<0.1 ppm total hydrocarbons).
- Remove hydrocarbons to less than 0.1 ppm by catalytic oxidation.
- Operate at 40–125 psi (276–862 kPa).
- Typical payback is less than one year, based on cylinder costs.
- Install easily and take up little bench space.
- Maintenance kits include a one year supply of prefilters and final filter.



Model	Number of FIDs*
75-83NA	Up to 2
HPZA-3500	Up to 8
HPZA-7000	Up to 16
HPZA-18000	Up to 40
HPZA-30000	Up to 66

\*Based on a 450 cc/min fuel air rate

#### Specifications


Maximum Zero Air Flow Rate:	75-83NA	1 L/min
	HPZA-3500	3.5 L/min
	HPZA-7000	7 L/min
	HPZA-18000	18 L/min
	HPZA-30000	30 L/min
Outlet Hydrocarbon Concentration (as methane):	75-83NA	< 0.1 ppm
	HPZA-30000	< 0.1 ppm
	Other Models	< .05 ppm
Minimum/Maximum Inlet Air Pressure:	40 psig/125 psig (276/862 kPa)	
Maximum Inlet Hydrocarbon Concentration (as methane):	100 ppm	
Pressure Drop at Maximum Flow Rate:	4 psi (28 kPa) differential	
Maximum Inlet Air Temperature:	78°F (25°C)	
Inlet/Outlet Ports:	1/4" NPT (female)	
Start-up Time to Specified Hydrocarbon Concentration:	45 minutes	
Electrical Requirements:	75-83NA	120 VAC/60 Hz, 0.5 amps
	HPZA-3500, HPZA-7000	120 VAC/60 Hz, 2.0 amps
	HPZA-18000, HPZA-30000	120 VAC/60 Hz, 4.0 amps
Dimensions:	75-83NA	12" h x 10" w x 3" d (30 cm x 25 cm x 8 cm)
	Other Models	16" h x 11" w x 13" d (42 cm x 27 cm x 34 cm)
Shipping Weight:	75-83NA	7 lbs. (3 kg)
	Other Models	41 lbs. (19 kg)

## ordering note

For **international orders**, please add the appropriate power cord suffix from the table below.

Zero Air Generator	Model #	Capacity	qty.	cat. #	
Zero Air Generator	75-83NA	1,000 cc/min	ea.	20684	
Zero Air Generator	75-83NA with United Kingdom Power Cord	1,000 cc/min	ea.	20684-550	
Zero Air Generator	HPZA-3500	3,500 cc/min	ea.	20680	
Zero Air Generator	HPZA-3500 with European Power Cord	3,500 cc/min	ea.	20680-551	
Zero Air Generator	HPZA-7000	7,000 cc/min	ea.	20681	
Zero Air Generator	HPZA-18000	18,000 cc/min	ea.	20682	
Zero Air Generator	HPZA-30000	30,000 cc/min	ea.	20683	
<b>Maintenance Kits (includes a one-year supply of prefilters and final filter)</b>				<b>qty.</b>	<b>cat. #</b>
Maintenance Kit	for 75-83NA		kit	21646	
Maintenance Kit	for HPZA-3500, HPZA-7000, HPZA-18000, HPZA-30000		kit	21647	
<b>Replacement Catalyst Towers</b>		<b>Model #</b>	<b>Capacity</b>	<b>qty.</b>	<b>cat. #</b>
Replacement Catalyst Tower	for 75-83NA		1,000 cc/min	ea.	22005
Replacement Catalyst Tower	for HPZA-3500		3,500 cc/min	ea.	22004
Replacement Catalyst Tower	for HPZA-7000		7,000 cc/min	ea.	22006
Replacement Catalyst Tower	for HPZA-18000		18,000 cc/min	ea.	22007
Replacement Catalyst Tower	for HPZA-30000		30,000 cc/min	ea.	22008

\*Parker Model 75-83NA (Restek cat.# 20684) is a wall-mount model, and its dimensions are 10" x 12" x 3".



## free literature

### Zero Air Generators

Download your free copy from [www.restek.com](http://www.restek.com)

lit. cat.#  
GNTS1439-UNV

### International Power Cord Sets

Just add the proper suffix to the catalog number for the gas generator you are ordering.

Location	qty.	cat.# suffix
United Kingdom (230 VAC, 50/50 Hz)	ea.	-550
European (230 VAC, 50/60 Hz)	ea.	-551
IEC Connector Only (230 VAC, 50/60 Hz)	ea.	-552
Japanese (200 VAC, 50/60 Hz)	ea.	-556
Japanese for Zero Air (100 VAC, 50/60 Hz)	ea.	-553
Japanese for Hydrogen (100 VAC, 50/60 Hz)	ea.	-554
Japanese for Nitrogen (100 VAC, 50/60 Hz)	ea.	-555

## Silcosteel® Regulators and Switchover Systems

Applications:

- CEM continuous emission monitoring.
- Environmental stack and gas emission standards.
- Low-level sulfur and mercury analysis.
- Reactive or corrosive gases.
- Off-shore platform systems.
- Corrosive and salt water exposure.

Single- and dual-stage regulators and switchover systems are available with Silcosteel® surface treatment. This proprietary passivation process, developed by SilcoTek, provides excellent inertness for sulfur and mercury calibration standards and improved corrosion resistance over bare 316L stainless steel or other more expensive alloys.

Silcosteel®-treated sampling and transfer systems allow oil and gas exploration companies, chemical and petrochemical plants, and refineries to obtain accurate sulfur and mercury data the first time, every time, with no delay, sample errors, or false readings, down to part-per-billion (ppb) levels. Analysts charged with monitoring sulfur and mercury levels in process streams can save thousands of dollars in improved yields, better test cycle times, and improved system reliability.

### Silcosteel® Regulators (Dual Stage & Single Stage)

Description	qty.	cat.#
<b>Single-Stage Regulator</b>		
CGA 330 (H <sub>2</sub> S and other reduced sulfurs)	ea.	21361-5
CGA 350 (H <sub>2</sub> , P <sub>5</sub> )	ea.	21361-6
CGA 660 (NO, NO <sub>2</sub> , SO <sub>2</sub> )	ea.	21361-11
<b>Dual-Stage Regulator</b>		
CGA 330 (H <sub>2</sub> S and other reduced sulfurs)	ea.	21360-2
CGA 350 (H <sub>2</sub> , P <sub>5</sub> )	ea.	21360-7
CGA 660 (NO, NO <sub>2</sub> , SO <sub>2</sub> )	ea.	21360-12

For other CGA fittings, please contact your local Restek representative.



Outlet pressure: 0 to 100 psig  
 Outlet gauge: 30" – 0 to 200 psig  
 Inlet gauge: 0 to 4,000 psig  
 Outlet assembly: diaphragm valve, 1/4" tube fitting

### Automatic Switchover System for Corrosive Gases (Silcosteel®-Treated)

Description	qty.	cat.#
CGA 320 (CO <sub>2</sub> , CH <sub>3</sub> F)	ea.	22364320
CGA 330 (H <sub>2</sub> S and other reduced sulfurs)	ea.	22364330
CGA 350 (H <sub>2</sub> , P <sub>5</sub> )	ea.	22364350



Outlet pressure: 0 to 100 psig  
 Outlet gauge: 30" – 0 to 200 psig  
 Inlet gauge: 0 to 4,000 psig  
 Outlet assembly: diaphragm valve, 1/4" tube fitting

### Overview of Restek Ultra-High Purity (UHP) Gas Regulators

- Regulators feature metal-to-metal seals throughout for long-term leak-tightness.
- Metal diaphragm outlet valve ensures gas purity.
- Each regulator is helium leak-test-certifiable to  $1 \times 10^{-8}$  scc/sec.
- Temperature range: -40 °C to 60 °C.

### Ultra-High Purity (UHP) Brass Body Gas Regulators

UHP brass regulators are the best choice when using ultra-high purity carrier gas for sensitive GC applications using MS, PID, or ECD detection methods. They feature reduced internal dead volume relative to stainless steel bodies. The metal valve diaphragm ensures leak-free shutoff. Oxidation-resistant chrome plating maintains a like-new appearance.

### Dual-Stage Ultra-High Purity Chrome-Plated Brass Gas Regulators

- Oxidation-resistant, chrome-plated.
- Most stable outlet pressure control.
- Secondary pressure regulation not needed.
- Most widely used regulator.
- Less internal volume than stainless steel gas regulators.



Inlet gauge: 0 to 4,000 psig (0–27,579 kPa)  
Outlet assembly: diaphragm valve, 1/4" tube fitting

**NEW!**

Fitting	Outlet Pressure	Outlet Gauge	qty.	cat.#
CGA 580 (N <sub>2</sub> , He, Ar)	0 to 100 psig (0–689 kPa)	30" – 0 to 200 psig (0–1,379 kPa)	ea.	21667
CGA 350 (H <sub>2</sub> , P <sub>2</sub> )	0 to 100 psig (0–689 kPa)	30" – 0 to 200 psig (0–1,379 kPa)	ea.	21668
CGA 590 (Air)	0 to 100 psig (0–689 kPa)	30" – 0 to 200 psig (0–1,379 kPa)	ea.	21669
DIN 477 #1 (H <sub>2</sub> )	0 to 7 bar (0–100 psig)	30" – 0 to 14 bar (0–200 psig)	ea.	22369
DIN 477 #6 (He, Ar)	0 to 7 bar (0–100 psig)	30" – 0 to 14 bar (0–200 psig)	ea.	22368
DIN 477 #9 (Air)	0 to 7 bar (0–100 psig)	30" – 0 to 14 bar (0–200 psig)	ea.	22370
DIN 477 #10 (N <sub>2</sub> )	0 to 7 bar (0–100 psig)	30" – 0 to 14 bar (0–200 psig)	ea.	22371
BS 341 #3 (He, Ar, Air, N <sub>2</sub> )	0 to 7 bar (0–100 psig)	30" – 0 to 14 bar (0–200 psig)	ea.	22136
BS 341 #4 (H <sub>2</sub> )	0 to 7 bar (0–100 psig)	30" – 0 to 14 bar (0–200 psig)	ea.	22137

Note: CGA fittings are for U.S. use; DIN fittings are for European use; BS fittings are for use in the UK.

### Single-Stage Ultra-High Purity Chrome-Plated Brass Gas Regulators

- Oxidation-resistant, chrome-plated.
- Use when there is secondary pressure regulation downstream.
- Identical gas purity protection as with dual-stage gas regulators.



Inlet gauge: 0 to 4,000 psig (0–27,579 kPa)  
Outlet assembly: diaphragm valve, 1/4" tube fitting

**NEW!**

Fitting	Outlet Pressure	Outlet Gauge	qty.	cat.#
CGA 580 (N <sub>2</sub> , He, Ar)	0 to 100 psig (0–689 kPa)	30" – 0 to 200 psig (0–1,379 kPa)	ea.	20646
CGA 350 (H <sub>2</sub> , P <sub>2</sub> )	0 to 100 psig (0–689 kPa)	30" – 0 to 200 psig (0–1,379 kPa)	ea.	20647
CGA 590 (Air)	0 to 100 psig (0–689 kPa)	30" – 0 to 200 psig (0–1,379 kPa)	ea.	20648
DIN 477 #1 (H <sub>2</sub> )	0 to 7 bar (0–100 psig)	30" – 0 to 14 bar (0–200 psig)	ea.	22373
DIN 477 #6 (He, Ar)	0 to 7 bar (0–100 psig)	30" – 0 to 14 bar (0–200 psig)	ea.	22372
DIN 477 #9 (Air)	0 to 7 bar (0–100 psig)	30" – 0 to 14 bar (0–200 psig)	ea.	22374
DIN 477 #10 (N <sub>2</sub> )	0 to 7 bar (0–100 psig)	30" – 0 to 14 bar (0–200 psig)	ea.	22375
BS 341 #3 (He, Ar, Air, N <sub>2</sub> )	0 to 7 bar (0–100 psig)	30" – 0 to 14 bar (0–200 psig)	ea.	22138
BS 341 #4 (H <sub>2</sub> )	0 to 7 bar (0–100 psig)	30" – 0 to 14 bar (0–200 psig)	ea.	22139

Note: CGA fittings are for U.S. use; DIN fittings are for European use; BS fittings are for use in the UK.

### Ultra-High Purity Chrome-Plated Brass Line Gas Regulator

- Oxidation-resistant, chrome-plated.
- Use where you need to reduce the line pressure by 20 psig (138 kPa) or more.
- Same purity protection as high-pressure cylinder regulators.



Inlet connections: 1/4" FPT  
Outlet assembly: 1/4" FPT port

Fitting	Outlet Pressure	Outlet Gauge	qty.	cat.#
1/4" female NPT ports*	0-50 psig (0-345 kPa)	30" – 0 to 100 psig (0-689 kPa)	ea.	21666
1/4" female NPT ports*	0-100 psig (0-689 kPa)	30" – 0 to 200 psig (0-1,379 kPa)	ea.	22452

\*Order appropriate male connector, pipe-to-tube fittings.



## Ultra-High Purity (UHP) Stainless Steel Body Gas Regulators

UHP stainless steel regulators are the standard for ultra-high-purity and corrosion-resistant pressure regulation. They are more easily purged of atmospheric components, compared to brass gas regulators, making them ideal for the most demanding applications. Stainless steel is especially useful in atmospheres of dry corrosive gases such as hydrogen.

### Dual-Stage Ultra-High Purity Stainless Steel Gas Regulators

- Most stable outlet pressure control.
- Secondary pressure regulation not needed.

Fitting	Outlet Pressure	Outlet Gauge	qty.	cat.#
CGA 580 (N <sub>2</sub> , He, Ar)	0 to 100 psig (0–689 kPa)	30" – 0 to 200 psig (0–1,379 kPa)	ea.	20662
CGA 350 (H <sub>2</sub> , P <sub>5</sub> )	0 to 100 psig (0–689 kPa)	30" – 0 to 200 psig (0–1,379 kPa)	ea.	20663
CGA 590 (Air)	0 to 100 psig (0–689 kPa)	30" – 0 to 200 psig (0–1,379 kPa)	ea.	20664
DIN 477 #1 (H <sub>2</sub> )	0 to 7 bar (0–100 psig)	30" – 0 to 14 bar (0–200 psig)	ea.	22377
DIN 477 #6 (He, Ar)	0 to 7 bar (0–100 psig)	30" – 0 to 14 bar (0–200 psig)	ea.	22376
DIN 477 #9 (Air)	0 to 7 bar (0–100 psig)	30" – 0 to 14 bar (0–200 psig)	ea.	22378
DIN 477 #10 (N <sub>2</sub> )	0 to 7 bar (0–100 psig)	30" – 0 to 14 bar (0–200 psig)	ea.	22379
BS 341 #3 (He, Ar, Air, N <sub>2</sub> )	0 to 7 bar (0–100 psig)	30" – 0 to 14 bar (0–200 psig)	ea.	22140
BS 341 #4 (H <sub>2</sub> )	0 to 7 bar (0–100 psig)	30" – 0 to 14 bar (0–200 psig)	ea.	22141

Note: CGA fittings are for U.S. use; DIN fittings are for European use; BS fittings are for use in the UK.



Inlet gauge: 0 to 4,000 psig (0–27,579 kPa)  
Outlet assembly: diaphragm valve, 1/4" tube fitting



### Single-Stage Ultra-High Purity Stainless Steel Gas Regulators

- Use when there is secondary pressure regulation downstream.
- Identical gas purity protection as with dual-stage gas regulators.

Fitting	Outlet Pressure	Outlet Gauge	qty.	cat.#
CGA 580 (N <sub>2</sub> , He, Ar)	0 to 100 psig (0–689 kPa)	30" – 0 to 200 psig (0–1,379 kPa)	ea.	20665
CGA 350 (H <sub>2</sub> , P <sub>5</sub> )	0 to 100 psig (0–689 kPa)	30" – 0 to 200 psig (0–1,379 kPa)	ea.	20666
CGA 590 (Air)	0 to 100 psig (0–689 kPa)	30" – 0 to 200 psig (0–1,379 kPa)	ea.	20667
DIN 477 #1 (H <sub>2</sub> )	0 to 7 bar (0–100 psig)	30" – 0 to 14 bar (0–200 psig)	ea.	22380
DIN 477 #6 (He, Ar)	0 to 7 bar (0–100 psig)	30" – 0 to 14 bar (0–200 psig)	ea.	22445
DIN 477 #9 (Air)	0 to 7 bar (0–100 psig)	30" – 0 to 14 bar (0–200 psig)	ea.	22446
DIN 477 #10 (N <sub>2</sub> )	0 to 7 bar (0–100 psig)	30" – 0 to 14 bar (0–200 psig)	ea.	22447
BS 341 #3 (He, Ar, Air, N <sub>2</sub> )	0 to 7 bar (0–100 psig)	30" – 0 to 14 bar (0–200 psig)	ea.	22142
BS 341 #4 (H <sub>2</sub> )	0 to 7 bar (0–100 psig)	30" – 0 to 14 bar (0–200 psig)	ea.	22143

Note: CGA fittings are for U.S. use; DIN fittings are for European use; BS fittings are for use in the UK.



Inlet gauge: 0 to 4,000 psig (0–27,579 kPa)  
Outlet assembly: diaphragm valve, 1/4" tube fitting



## ordering note

### International Fittings

All gas regulators are available with the following BS (British Standard) and DIN (German Industrial Standards Organization) connections. Please contact your local Restek representative for more information.

BS 341 #01	BS 341 #08	BS 341 #15	DIN 477 #06	DIN 477 #10	DIN 477 #14
BS 341 #02	BS 341 #10	DIN 477 #01	DIN 477 #07	DIN 477 #11	DIN 477 #15
BS 341 #03	BS 341 #13	DIN 477 #03	DIN 477 #08	DIN 477 #12	
BS 341 #04	BS 341 #14	DIN 477 #05	DIN 477 #09	DIN 477 #13	



### Flexible Stainless Steel Hoses

Description	Length	Fittings	qty.	cat. #
Flexible Stainless Steel Hose	36"	1/4" Female NPT	ea.	21339
Flexible Stainless Steel Hose	18"	1/4" Female NPT	ea.	21340



### Flammable Gas Flash Arrestor—Factory Mutual Approved\*

- Gas flow shuts off in the event of a flashback.
- Flame extinguished—flame front prevented from reaching the gas supply.
- No gas flow restriction under normal operating conditions.

Description	Fittings	qty.	cat.#
Flammable Gas Flash Arrestor, Brass Body	1/4" NPTF	ea.	21334

\*Approved for brass body servicing hydrogen, acetylene, propane, or natural gas only.



### CGA Fittings

CGA-specified nuts and nipples with internal frit, 1/4-inch NPT nickel-plated brass.

Description	qty.	cat.#
CGA 580 Fitting (N <sub>2</sub> , He, Ar)	ea.	21336
CGA 350 Fitting (H <sub>2</sub> , P <sub>2</sub> )	ea.	21337
CGA 590 Fitting (Air)	ea.	21338



### Swagelok® Male Connector, Pipe-to-Tube Fittings

Fitting Type	Size (inches)	Similar to Swagelok	Brass		Stainless Steel	
			qty.	cat.#	qty.	cat.#
Male Connector	1/4" to 1/2" NPT	400-1-4	10-pk.	23134	2-pk.	23184
Male Connector	1/8" to 1/4" NPT	200-1-4	10-pk.	23136	2-pk.	23186
Tube End Reducer	1/4" to 1/8"	200-R-4	5-pk.	23129	2-pk.	23179

### Automatic Switchover System for Noncorrosive Gases (Critical Purity)

High-purity automatic switchover systems provide a continuous supply of high purity gas to the laboratory, process, or instrument to allow you to replace a depleted gas source without interruption in the gas supply. Continuous gas supply is achieved by setting the two regulators at slightly different pressures and discharging one side of the system at a time. These models include flexible, all-stainless-steel pigtailed with armor casing. The CGA connection on each pigtail has a check valve in the gland to prevent contamination and minimize purging requirements.

Switching pressure: 200 psig/170 psig (1,379/1,172 kPa)  
Inlet connections: flexible SS pigtailed (36")  
Line regulator: 0 to 100 psig (0-689 kPa)



20668580

Brass Automatic Switchover System with Line Regulator	qty.	cat.#
CGA 580 (N <sub>2</sub> , He, Ar)	ea.	20668580
CGA 350 (H <sub>2</sub> , P <sub>5</sub> )	ea.	20668350
CGA 590 (Air)	ea.	20668590
Stainless Steel Automatic Switchover System with Line Regulator	qty.	cat.#
CGA 580 (N <sub>2</sub> , He, Ar)	ea.	21593580

### Protocol Station

The protocol station is designed for convenient wall mounting of high-purity gas regulators. Wall mounting provides ease of use, prevents gas regulator damage, and improves safety. Either chrome-plated brass or 316 stainless steel option is complete with a 3-foot, flexible, all-stainless-steel pigtail with armor casing. The CGA connection on the pigtail has an integral check valve in the gland to prevent contamination during cylinder changeout.



21347

Chrome-Plated Brass Protocol Station*	qty.	cat.#
CGA 580 (N <sub>2</sub> , He, Ar)	ea.	21347
CGA 350 (H <sub>2</sub> , P <sub>5</sub> )	ea.	21348
CGA 590 (Air)	ea.	21349
Stainless Steel Protocol Station*	qty.	cat.#
CGA 580 (N <sub>2</sub> , He, Ar)	ea.	21327

\*Pressure regulator not included. Order separately.



21321

### Cylinder Valve Wrench

This specially designed wrench enables easy opening of cylinder valves that are fitted with a hand wheel. It is also suitable for removing difficult cylinder caps.

Description	qty.	cat.#
Cylinder Valve Wrench	ea.	21321



21322

### Universal Cylinder Wrench

Use this versatile wrench for tightening gauges and gas regulator CGA fittings to cylinder outlets and pipe thread connections.

Description	qty.	cat.#
Universal Cylinder Wrench	ea.	21322



21333



23400



23401



23402

### Cylinder Holders, Wall Mounted

Prevent serious injuries! These holders are designed to prevent free-standing gas cylinders from tipping over and injuring personnel. The cast aluminum holder can be secured to a wall or the side of a work bench. Each mount will secure a cylinder 4-15 inches in diameter.

Description	Size	qty.	cat.#
Cylinder Holder, Wall Mounted	Single	ea.	21333
Cylinder Holder, Wall Mounted	Double	ea.	23400
Cylinder Holder, Wall Mounted	Triple	ea.	23401
Cylinder Holder, Wall Mounted	Four	ea.	23402



20635

### Backpressure Gas Regulator

Capillary GC inlet systems have backpressure regulators to maintain a constant upstream pressure and rapidly respond to catastrophic leaks. The 0–60 psig (0–414 kPa) operating range is sufficient to operate a 105 m, 0.25 mm ID column at its optimum flow rate.

Description	qty.	cat.#
Backpressure Gas Regulator	ea.	20635



20610

### MINICYL Regulator

This compact general purpose regulator has many laboratory applications including air-drying glassware, sparging or evaporating solutions, and controlling pneumatic valves. It is constructed of lightweight aluminum with an elastomer diaphragm. Includes a 0–60 psig (0–414 kPa) gauge and either 1/8- or 1/4-inch tube fittings.

Description	Fittings	qty.	cat.#
MINICYL Regulator	1/8" Fittings	ea.	20610
MINICYL Regulator	1/4" Fittings	ea.	20611

## Swagelok® Fitting Kits

Save more than 40% by purchasing a Restek Swagelok® fittings kit compared to paying full price for the individual parts!

- Includes the most common assortment of 1/8" and 1/4" brass or stainless steel fittings.
- Parts list makes reordering easy.
- Parts come in sturdy toolbox for easy and convenient storage.



40%  
savings



### Swagelok® Fitting Kit (Brass)

Swagelok #	Description (qty included in kit)
B-202-1	1/8" brass nut (20)
B-402-1	1/4" brass nut (20)
B-203-1	1/8" brass front ferrule (20)
B-403-1	1/4" brass front ferrule (20)
B-204-1	1/8" brass back ferrule (20)
B-404-1	1/4" brass back ferrule (20)
B-200-C	1/8" brass cap (6)
B-400-C	1/4" brass cap (6)
B-200-P	1/8" brass plug (6)
B-400-P	1/4" brass plug (6)
B-200-6	1/8" brass union (2)
B-400-6	1/4" brass union (2)
B-400-6-2	1/4" to 1/8" brass reducing union (2)
B-200-3	1/8" brass tee (2)
B-400-3	1/4" brass tee (2)
B-400-R-2	1/8" to 1/4" brass tube end reducer (2)
B-200-R-4	1/4" to 1/8" brass tube end reducer (2)
MS-IG-200	1/8" inspection gauge (1)
MS-IG-400	1/4" inspection gauge (1)

Description	qty.	cat.#
Swagelok Fitting Kit, Brass	kit	23141

### Swagelok® Fitting Kit (Stainless Steel)


Swagelok #	Description (qty included in kit)
SS-202-1	1/8" SS nut (20)
SS-402-1	1/4" SS nut (20)
SS-203-1	1/8" SS front ferrule (20)
SS-403-1	1/4" SS front ferrule (20)
SS-204-1	1/8" SS back ferrule (20)
SS-404-1	1/4" SS back ferrule (20)
SS-200-C	1/8" SS cap (6)
SS-400-C	1/4" SS cap (6)
SS-200-P	1/8" SS plug (6)
SS-400-P	1/4" SS plug (6)
SS-200-6	1/8" SS union (2)
SS-400-6	1/4" SS union (2)
SS-400-6-2	1/4" to 1/8" SS reducing union (2)
SS-200-3	1/8" SS tee (2)
SS-400-3	1/4" SS tee (2)
SS-400-R-2	1/8" to 1/4" SS tube end reducer (2)
SS-200-R-4	1/4" to 1/8" SS tube end reducer (2)
MS-IG-200	1/8" inspection gauge (1)
MS-IG-400	1/4" inspection gauge (1)

Description	qty.	cat.#
Swagelok Fitting Kit, Stainless Steel	kit	23197



## Swagelok® Fittings (Brass &amp; Stainless Steel)

Restek is pleased to offer one of the premier lines of fittings available for chromatographers in the market today. We can supply the entire line of Swagelok® fittings. If you don't see the exact product you're looking for, please call us or contact your Restek representative for a quote.



Fitting Type	Size	Swagelok #	qty.	Brass		316 Grade Stainless Steel	
				cat.#	qty.	cat.#	qty.
Nut	1/16"	102-1	20-pk.	23100	5-pk.	23150	
	1/8"	202-1	40-pk.	23101	10-pk.	23151	
	1/4"	402-1	40-pk.	23102	10-pk.	23152	
Front Ferrule	1/16"	103-1	20-pk.	23103	10-pk.	23153	
	1/8"	203-1	40-pk.	23104	20-pk.	23154	
	1/4"	403-1	40-pk.	23105	20-pk.	23155	
Back Ferrule	1/16"	104-1	20-pk.	23106	10-pk.	23156	
	1/8"	204-1	40-pk.	23107	20-pk.	23157	
	1/4"	404-1	40-pk.	23108	20-pk.	23158	
Nut & Ferrule Set	1/16"	—	10-pk.	23109	2-pk.	23159	
	1/8"	—	20-pk.	23110	5-pk.	23160	
	1/4"	—	20-pk.	23111	5-pk.	23161	
Plug	1/16"	100-P	5-pk.	23112	2-pk.	23162	
	1/8"	200-P	10-pk.	23113	4-pk.	23163	
	1/4"	400-P	10-pk.	23114	4-pk.	23164	
Union	1/16"	100-6	3-pk.	23115	ea.	23165	
	1/8"	200-6	5-pk.	23116	2-pk.	23166	
	1/4"	400-6	5-pk.	23117	2-pk.	23167	
Reducing Union	1/8" to 1/16"	200-6-1	5-pk.	23118	ea.	23168	
	1/4" to 1/16"	400-6-1	5-pk.	23119	2-pk.	23169	
	1/4" to 1/8"	400-6-2	5-pk.	23120	2-pk.	23170	
Tee	1/16"	100-3	2-pk.	23121	ea.	23171	
	1/8"	200-3	2-pk.	23122	ea.	23172	
	1/4"	400-3	2-pk.	23123	ea.	23173	
Cross	1/8"	200-4	2-pk.	23124	ea.	23174	
	1/4"	400-4	2-pk.	23125	ea.	23175	
Tube End Reducer	1/8" to 1/16"	100-R-2	5-pk.	23126	2-pk.	23176	
	1/4" to 1/16"	100-R-4	5-pk.	23127	2-pk.	23177	
	1/8" to 1/4"	400-R-2	5-pk.	23128	2-pk.	23178	
	1/4" to 1/8"	200-R-4	5-pk.	23129	2-pk.	23179	
Port Connector	1/8"	201-PC	5-pk.	23130	2-pk.	23180	
	1/4"	401-PC	10-pk.	23131	2-pk.	23181	
	1/8" to 1/4"	401-PC-2	5-pk.	23132	2-pk.	23182	
Male Connector	1/8" to 1/8" NPT	200-1-2	10-pk.	23133	2-pk.	23183	
	1/4" to 1/4" NPT	400-1-4	10-pk.	23134	2-pk.	23184	
	1/16" to 1/8" NPT	100-1-2	5-pk.	23135	2-pk.	23185	
	1/8" to 1/4" NPT	200-1-4	10-pk.	23136	2-pk.	23186	
Female Connector	1/4" to 1/8" NPT	400-1-2	10-pk.	23137	2-pk.	23187	
	1/8" to 1/8" NPT	200-7-2	5-pk.	23138	2-pk.	23188	
	1/4" to 1/4" NPT	400-7-4	5-pk.	23139	2-pk.	23189	
Male & Female Quick Couplings	1/4" to 1/8" NPT	400-7-2	5-pk.	23140	2-pk.	23190	
	1/8" male*	QC4D-200	—	—	ea.	23191	
	1/8" male	QC4S-200	—	—	ea.	23192	
	1/8" female*	QC4B-200	—	—	ea.	23193	
	1/4" male*	QC4D-400	—	—	ea.	23194	
	1/4" male	QC4S-400	—	—	ea.	23195	
1/4" female*	QC4B-400	—	—	ea.	23196		

\*Includes self-sealing shut-off valve.

**Swagelok® Fittings** (Siltek®/Sulfinert® & Silcosteel®-CR Treated)

- Full line of treated 1/16", 1/8", and 1/4" fittings.
- Silcosteel®-CR treatment enhances corrosion resistance by 10x or more.
- For custom treatment on any Swagelok® fitting or other system parts not listed here, call us or contact your Restek representative.

Fitting Type	Size	Swagelok #	Siltek/Sulfinert Treated		Silcosteel-CR Treated	
			qty.	cat.#	qty.	cat.#
<b>Union</b>	1/16"	SS-100-6	ea.	22540	ea.	22575
	1/8"	SS-200-6	ea.	22541	ea.	22576
	1/4"	SS-400-6	ea.	22542	ea.	22577
	3/8"	SS-600-6	ea.	22909	ea.	22904
<b>Tee</b>	1/16"	SS-100-3	ea.	22543	ea.	22578
	1/8"	SS-200-3	ea.	22544	ea.	22579
	1/4"	SS-400-3	ea.	22545	ea.	22580
	3/8"	SS-600-3	ea.	22910	ea.	22905
<b>Reducing Union</b>	1/8" to 1/16"	SS-200-6-1	ea.	22546	ea.	22581
	1/4" to 1/16"	SS-400-6-1	ea.	22547	ea.	22582
	1/4" to 1/8"	SS-400-6-2	ea.	22548	ea.	22583
	3/8" to 1/4"	SS-600-6-4	ea.	22911	ea.	22906
<b>Elbow</b>	1/8"	SS-200-9	ea.	22549	ea.	22584
	1/4"	SS-400-9	ea.	22550	ea.	22585
<b>Plug</b>	1/8"	SS-200-P	ea.	22573	ea.	22620
	1/4"	SS-400-P	ea.	22574	ea.	22597
<b>Cross</b>	1/8"	SS-200-4	ea.	22551	ea.	22586
	1/4"	SS-400-4	ea.	22552	ea.	22587
<b>Tube End Reducer</b>	1/8" tube to 1/16"	SS-100-R-2	ea.	22553	ea.	22588
	1/4" tube to 1/16"	SS-100-R-4	ea.	22554	ea.	22589
	1/8" tube to 1/4"	SS-400-R-2	ea.	22555	ea.	22590
	1/4" tube to 1/8"	SS-200-R-4	ea.	22556	ea.	22591
<b>Port Connector</b>	1/8"	SS-201-PC	ea.	22557	ea.	22592
	1/4"	SS-401-PC	ea.	22558	ea.	22593
	1/8" tube to 1/4"	SS-401-PC-2	ea.	22559	ea.	22594
<b>Male Connector</b>	1/8" to 1/8" NPT	SS-200-1-2	ea.	22561	ea.	22595
	1/4" to 1/4" NPT	SS-400-1-4	ea.	22562	ea.	22596
	1/16" to 1/8" NPT	SS-100-1-2	ea.	22563	ea.	22610
	1/8" to 1/4" NPT	SS-200-1-4	ea.	22564	ea.	22611
	1/4" to 1/8" NPT	SS-400-1-2	ea.	22565	ea.	22612
	3/8" to 3/8" NPT	SS-600-1-6	ea.	22912	ea.	22907
<b>Female Connector</b>	1/8" to 1/8" NPT	SS-200-7-2	ea.	22566	ea.	22613
	1/4" to 1/4" NPT	SS-400-7-4	ea.	22567	ea.	22614
	1/4" to 1/8" NPT	SS-400-7-2	ea.	22568	ea.	22615
	1/8" to 1/4" NPT	SS-200-7-4	ea.	22569	ea.	22616
<b>Bulkhead Union</b>	1/8"	SS-200-61	ea.	22570	ea.	22617
	1/4"	SS-400-61	ea.	22571	ea.	22618



union



tee



reducing union



elbow



plug



cross



tube end reducer



port connector



male connector



female connector



bulkhead union

**Custom Coatings**

- **Siltek®**—The ultimate passivation of treated surfaces, from glass to high nickel alloys of steel; ideal for sulfurs, automotive exhaust testing, or stack gas sampling.
- **Sulfinert®**—A required treatment for metal components when analyzing for parts-per-billion levels of organo-sulfur compounds.
- **Silcosteel®-CR**—A corrosion resistant layer that increases the lifetime of system components in acidic environments containing hydrochloric acid, nitric acid, or seawater.


For more information on our custom coatings, see page 290.



## Fittings

**Parker® Fittings** (Brass & Stainless Steel)

Parker's (A-Lok®) two-piece ferrules and NPT fittings are ideal for installing new equipment, modifying existing instrumentation, or replacing worn connections. Restek offers both brass and stainless steel fittings. If there is a particular Parker® fitting that you are looking for and it is not listed here, please contact us to inquire about availability.



Fitting Type	Size	Parker #	qty.	Brass		316 Grade Stainless Steel	
				cat.#	qty.	cat.#	
<b>Nut</b>	1/16"	1 Nu 1	20-pk.	21800	5-pk.	21900	
	1/8"	2 Nu 2	40-pk.	21801	10-pk.	21901	
	1/4"	4 Nu 4	40-pk.	21802	10-pk.	21902	
<b>Front Ferrule</b>	1/16"	1 FF 1	20-pk.	21803	10-pk.	21903	
	1/8"	2 FF 2	40-pk.	21804	20-pk.	21904	
	1/4"	4 FF 4	40-pk.	21805	20-pk.	21905	
<b>Back Ferrule</b>	1/16"	1 BF 1	20-pk.	21806	10-pk.	21906	
	1/8"	2 BF 2	40-pk.	21807	20-pk.	21907	
	1/4"	4 BF 4	40-pk.	21808	20-pk.	21908	
<b>Nut &amp; Ferrule Set</b>	1/16"	—	10-pk.	21809	2-pk.	21909	
	1/8"	—	20-pk.	21810	5-pk.	21910	
	1/4"	—	20-pk.	21811	5-pk.	21911	
<b>Plug</b>	1/16"	1 BLP 1	5-pk.	21815	2-pk.	21915	
	1/8"	2 BLP 2	10-pk.	21816	4-pk.	21916	
	1/4"	4 BLP 4	10-pk.	21817	4-pk.	21917	
<b>Union</b>	1/16"	1 SC 1	3-pk.	21818	ea.	21918	
	1/8"	2 SC 2	5-pk.	21819	2-pk.	21919	
	1/4"	4 SC 4	5-pk.	21820	2-pk.	21920	
<b>Reducing Union</b>	1/8" to 1/16"	2 RU 1	5-pk.	21823	ea.	21923	
	1/4" to 1/16"	4 RU 1	5-pk.	21824	2-pk.	21924	
	1/4" to 1/8"	4 RU 2	5-pk.	21825	2-pk.	21925	
<b>Tee</b>	1/16"	1 ET 1	2-pk.	21826	ea.	21926	
	1/8"	2 ET 2	2-pk.	21827	ea.	21927	
	1/4"	4 ET 4	2-pk.	21828	ea.	21928	
<b>Cross</b>	1/8"	2 ECR 2	2-pk.	21829	ea.	21929	
	1/4"	4 ECR 4	2-pk.	21830	ea.	21930	
<b>Tube End Reducer</b>	1/8" tube to 1/16"	2 TUR 1	5-pk.	21831	2-pk.	21931	
	1/4" tube to 1/16"	4 TUR 1	5-pk.	21832	2-pk.	21932	
	1/8" tube to 1/4"	2 TUR 4	5-pk.	21833	2-pk.	21933	
	1/4" tube to 1/8"	4 TUR 2	5-pk.	21834	2-pk.	21934	
<b>Port Connector</b>	1/8"	2 PC 2	5-pk.	21835	2-pk.	21935	
	1/4"	4 PC 4	10-pk.	21836	2-pk.	21936	
	1/8" tube to 1/4"	2 PC 4	5-pk.	21837	2-pk.	21937	
<b>Male Connector</b>	1/8" to 1/8" NPT	2 MSC 2N	10-pk.	21841	2-pk.	21941	
	1/4" to 1/4" NPT	4 MSC 4N	10-pk.	21842	2-pk.	21942	
	1/16" to 1/8" NPT	1 MSC 2N	5-pk.	21843	2-pk.	21943	
	1/8" to 1/4" NPT	2 MSC 4N	10-pk.	21844	2-pk.	21944	
<b>Female Connector</b>	1/4" to 1/8" NPT	4 MSC 2N	10-pk.	21845	2-pk.	21945	
	1/8" to 1/8" NPT	2 FSC 2N	5-pk.	21846	2-pk.	21946	
	1/4" to 1/4" NPT	4 FSC 4N	5-pk.	21847	2-pk.	21947	
<b>Male &amp; Female Quick Couplings</b>	1/4" to 1/8" NPT	4 FSC 2N	5-pk.	21848	2-pk.	21948	
	1/8" male*	2A-Q4VN	—	—	ea.	21957	
	1/8" male	2A-Q4P	—	—	ea.	21958	
	1/8" female*	2A-Q4CN	—	—	ea.	21959	
	1/4" male*	4A-Q4VN	—	—	ea.	21960	
1/4" male	4A-Q4P	—	—	ea.	21961		
1/4" female*	4A-Q4CN	—	—	ea.	21962		

\*Includes self-sealing shut-off valve.

**Parker® Fittings** (Siltek®/Sulfinert® Treated & Silcosteel®-CR Treated)

A broad line of 1/16", 1/8" and 1/4" fittings are available with Siltek®/Sulfinert® or Silcosteel®-CR treatment. Because of expanding applications for these coatings, we have received many requests for a broader product offering. If you do not see everything you need, contact us for information on custom coating services.

Fitting Type	Size	Parker #	Siltek/Sulfinert Treated		Silcosteel-CR Treated	
			qty.	cat.#	qty.	cat.#
Union	1/16"	1 SC 1	ea.	22520	ea.	22863
	1/8"	2 SC 2	ea.	22521	ea.	22864
	1/4"	4 SC 4	ea.	22522	ea.	22865
Tee	1/16"	1 ET 1	ea.	22526	ea.	22866
	1/8"	2 ET 2	ea.	22527	ea.	22867
	1/4"	4 ET 4	ea.	22528	ea.	22868
Reducing Union	1/8" to 1/16"	2 RU 1	ea.	22523	ea.	22869
	1/4" to 1/16"	4 RU 1	ea.	22524	ea.	22870
	1/4" to 1/8"	4 RU 2	ea.	22525	ea.	22871
Elbow	1/8"	2 EE 2	ea.	22530	ea.	22875
	1/4"	4 EE 4	ea.	22531	ea.	22876
Plug	1/8"	2 BLP 2	ea.	21540	ea.	22878
	1/4"	4 BLP 4	ea.	21541	ea.	22879
Cross	1/8"	2 ECR 2	ea.	21542	ea.	22872
	1/4"	4 ECR 4	ea.	21543	ea.	22873
Tube End Reducer	1/8" tube to 1/16"	2 TUR 1	ea.	21544	ea.	22880
	1/4" tube to 1/16"	4 TUR 1	ea.	21545	ea.	22881
	1/8" tube to 1/4"	2 TUR 4	ea.	21546	ea.	22882
	1/4" tube to 1/8"	4 TUR 2	ea.	21547	ea.	22883
Port Connector	1/8"	2 PC 2	ea.	21548	ea.	22884
	1/4"	4 PC 4	ea.	21549	ea.	22885
	1/8" tube to 1/4"	2 PC 4	ea.	21550	ea.	22886
Male Connector	1/8" to 1/8" NPT	2 MSC 2N	ea.	21551	ea.	22887
	1/4" to 1/4" NPT	4 MSC 4N	ea.	21552	—	—
	1/16" to 1/8" NPT	1 MSC 2N	ea.	21553	ea.	22889
	1/8" to 1/4" NPT	2 MSC 4N	ea.	21554	ea.	22890
	1/4" to 1/8" NPT	4 MSC 2N	ea.	21555	ea.	22891
Female Connector	1/8" to 1/8" NPT	2 FSC 2N	ea.	21556	ea.	22892
	1/4" to 1/4" NPT	4 FSC 4N	ea.	21557	ea.	22893
	1/4" to 1/8" NPT	4 FSC 2N	ea.	21558	ea.	22894
	1/8" to 1/4" NPT	2 FSC 4N	ea.	21559	—	—
Plug Valve, 2-Way	1/8"	2A PR4 VT SS	ea.	21586	—	—
	1/4"	4A PR4 VT SS	ea.	21587	—	—
Ball Valve, 2-Way	1/8"	2A B2LJ2 SSP	ea.	21588	—	—
	1/4"	4A B2LJ2 SSP	ea.	21589	—	—

Please note: Nuts and ferrules are not treated unless requested (custom parts). Nuts and ferrules normally are not in contact with sample pathway, and thus do not require coating.

Ball and plug valves are also available in brass and stainless steel. See **page 294**.



union



tee



reducing union




elbow



plug



cross



tube end reducer



port connector



male connector



female connector



plug valve, 2-way




ball valve, 2-way

**Valco® Fittings** (Siltek®/Sulfinert® Treated)

Fitting Type	Size	Siltek/Sulfinert Treated	
		qty.	cat.#
Zero Dead Volume Tee	1/16"	ea.	22534
	1/8"	ea.	22535
Zero Dead Volume Union	1/16"	ea.	22532
	1/8"	ea.	22533



zero dead volume tee



zero dead volume union

## Tubing and Available Coatings

Restek sets the standard in tubing for analytical and process applications. Complete your system with precleaned or treated tubing and treated fittings and valves for an inert, corrosion-resistant pathway.

Available tubing coatings include:

- **Siltek®**—The ultimate passivation of treated surfaces from glass to high nickel alloys of steel; ideal for sulfurs, automotive exhaust testing, or stack gas sampling.
- **Silcosteel®-CR**—A corrosion resistant layer that increases the lifetime of system components in acidic environments containing hydrochloric acid, nitric acid, or seawater.
- **Sulfinert®**—A required treatment for metal components when analyzing for parts-per-billion levels of organo-sulfur compounds.

## Frequently Asked Questions

### 1. Can treated tubing be bent?

Treated tubing can be bent into curves with a bend radius greater than 1 inch for 1/16-inch OD tubing, 2 inches for 1/8-inch OD tubing, or 4 inches for 1/4-inch OD tubing. The treatment layer will remain intact as long as the tubing isn't stretched dramatically. If tight bends are necessary, use a treated elbow union or bend untreated tubing and send it to Restek for custom treatment.

### 2. Can compression fittings be used without crushing the treatment layer?

Yes. The layer is thin and permeates the surface. It compresses with minimal damage.

### 3. Is welding possible after treatment?

Yes. The coating does not interfere with the welding of two coated components. The coating is lost at the weld and in the heat affected zones approximately 2 to 5 mm on either side of the weld.

### 4. Is any additional chemical deactivation necessary?

A Sulfinert® or Silcosteel® layer leaves few exposed active sites, so there usually is no need for additional treatment. Chemical deactivation is useful in chromatographic applications in which water will be vaporized on the Silcosteel®-treated surface, but is not necessary for Sulfinert®-treated surfaces. Parts used in high-temperature applications (>400 °C) cannot be chemically deactivated.

### 5. What are the temperature constraints of these surface treatments?

On stainless steel, a Silcosteel® layer is stable to 600 °C. Parts treated with a secondary polymeric layer are limited to temperatures of 400 °C in inert atmospheres and 250 °C when oxygen is present, the temperature maximums for the polymer. Temperatures above 600 °C can be used under certain conditions—please contact us for information.

### 6. Why use Sulfinert® or Silcosteel® treatment instead of PTFE coating?

Three reasons: 1) Sulfinert® and Silcosteel® layers are nonpolymeric, so they do not exhibit the problems associated with gas permeability. 2) PTFE coating often flakes off the surface, while the Sulfinert® or Silcosteel® layer is tightly integrated into the substrate lattice. 3) PTFE coating is limited to 280 °C, while Silcosteel®-treated stainless steel tubing and fittings can be used to 600 °C.

### 7. Why use Siltek®/Sulfinert®-treated tubing for transfer lines?

Siltek®/Sulfinert®-treated stainless steel tubing offers all of the advantages of glass or fused silica tubing for the transfer of active compounds (e.g., sulfurs), but is far more durable and flexible.

### 8. Is treated tubing similar to glass-lined tubing (GLT)?

No. Sulfinert® or Silcosteel®-treated tubing is flexible and can be bent without heating. Also, the Sulfinert® or Silcosteel® layer is highly inert, unlike impure glass.

### 9. How can I clean the surface of a treated part after use?

Most often, a mild organic solvent (methylene chloride, methanol, hexane) or water is sufficient. Mild sonication may assist and accelerate the process. Do not use caustic, abrasive, or high pH (pH>8) cleaners, as they will damage or dissolve the layer. Steam cleaning in the presence of oxygen or air could create surface activity, and also should be avoided.

### 10. What materials should I avoid using with Silcosteel®-treated parts?

The Silcosteel® coating is silicon-based and is prone to attack by hydrofluoric acid or by basic compounds. The surface should not be exposed to media with pH>8.

### 11. Siltek® and Sulfinert®: What's the Difference?

Siltek® is the name for the patented deposition process. When the Siltek® process was developed, the application that showed the greatest benefit was the storage and transfer of low ppb level active sulfur compounds, such as hydrogen sulfide and mercaptans. Because there was (and continues to be) demand for a reliable surface treatment for this application, the name Sulfinert® is used to describe Siltek®-treated products created specifically for this purpose.



## Rinsed and Cleaned 304 Stainless Steel Tubing

Use for providing carrier, fuel, make-up, or auxiliary gases to laboratory instruments.

Tubing			Length (per-foot pricing on 26 feet or more)	
Dimensions		25 Feet	26–100 Feet	>100 Feet*
ID (in.)	OD (in.)	cat.#	cat.#	cat.#
0.01"	1/16"	21500	21501	21502
0.02"	1/16"	21503	21504	21505
0.03"	1/16"	21506	21507	21508
0.04"	1/16"	21509	21510	21511
0.085"	1/8"	21512	21513	21514
0.21"	1/4"	21515	21516	21517

\*The availability of long lengths (continuous lengths up to 500 feet) is subject to inventory constraints. Please inquire before ordering.



## Copper Tubing

Use for plumbing GC systems.

ID	OD	Wall	Max Operating Pressure	qty.	cat.#
0.065"	1/8"	0.030"	2,800 psig	50 ft	22628
0.190"	1/4"	0.030"	1,000 psig	50 ft	22629



An extra charge is applied for cutting and/or straightening stainless steel and/or copper tubing, calculated from the total number of pieces produced for each line item

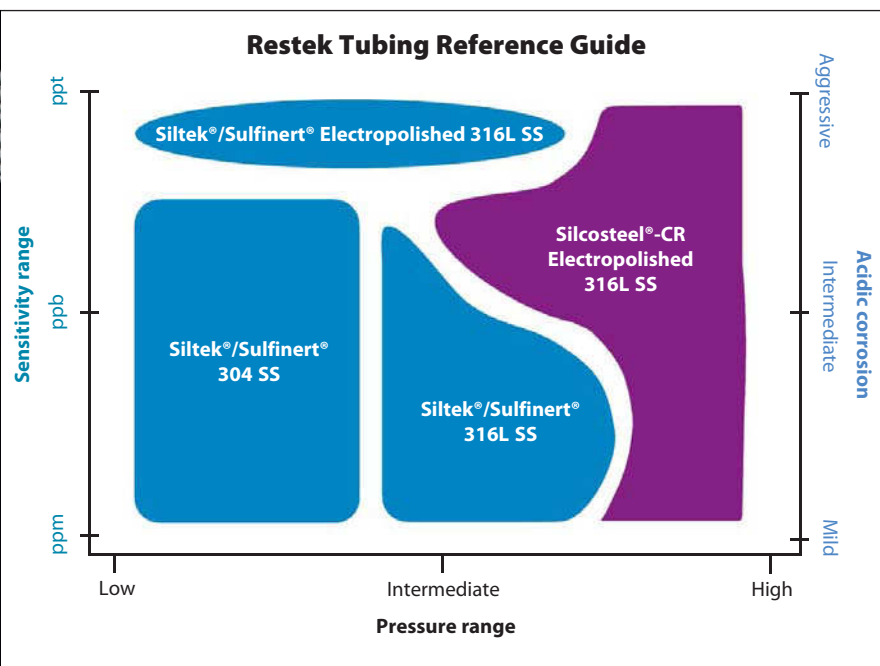
## ordering note

Required length in meters x 3.2808 = length in feet.

## frequently asked question

Which treated tubing should I use?

This chart will help you determine the tubing best suited to your application with respect to pressure, sensitivity of your analysis, and acidic environment exposure. For more frequently asked questions on treated tubing, see previous page.



## did you know?

A smoother internal surface is less adsorptive.



Top: electropolished finish, surface roughness average number: 10-15.

Bottom: conventional finish, surface roughness average number: approx. 23-27.

An extra charge is applied for cutting Siltek®/Sulfinert® or Silcosteel®-CR tubing. The charge is calculated from the total number of pieces produced for each line item

### Minimum Bend Radius for Coated Tubing

OD	Min. Bend Radius
1/16"	1" (2.5 cm)
1/8"	2" (5.1 cm)
1/4"	4" (10.2 cm)
3/8"	6" (15.2 cm)

## did you know?

Other lengths and diameters of treated tubing are available on a custom basis.

Call for availability of lengths greater than 1,000 ft

## ordering note

Required length in meters x 3.2808 = length in feet.

## Treated Seamless Electropolished 316L Grade Stainless Steel Tubing

Our highest performing tubing. Recommended for:

- Demanding/corrosive environments.
- High temperatures.
- Ultimate inertness.

Siltek®/Sulfinert Treated (Coiled)

OD	ID	Wall Thickness	cat.#	5-24 ft	25-99 ft	100-299 ft	>300 ft
1/8" (3.18 mm)	0.085" (2.16 mm)	0.020"	22538				
1/4" (6.35 mm)	0.180" (4.57 mm)	0.035"	22539				

Silcosteel®-CR Treated (Coiled)

OD	ID	Wall Thickness	cat.#	5-24 ft	25-99 ft	100-299 ft	>300 ft
1/8" (3.18 mm)	0.085" (2.16 mm)	0.020"	22536				
1/4" (6.35 mm)	0.180" (4.57 mm)	0.035"	22537				

1/8" OD: 5 ft to 95 ft in one continuous coil; 1/4" OD: 5 ft to 300 ft in one continuous coil. Longer lengths will be more than one coil.

Note: required length in meters x 3.2808 = length in feet.

## Treated Welded/Drawn 304 Grade Stainless Steel Tubing

Our most popular grade of tubing. Recommended for:

- Chromatography applications.
- Gas delivery systems.
- Lower pressures.
- Inert applications.

Maximum temperature of 450 °C in an inert atmosphere.

Siltek®/Sulfinert® Treated (Coiled)

OD	ID	Wall Thickness	cat.#	5-24 ft	25-199 ft	200-399 ft	>400 ft
0.022" (0.56 mm)	0.011" (0.28 mm)		22500				
0.029" (0.74 mm)	0.021" (0.53 mm)		22501				
1/16" (1.59 mm)	0.010" (0.25 mm)		22502				
1/16" (1.59 mm)	0.020" (0.51 mm)		22503				
1/16" (1.59 mm)	0.030" (0.76 mm)		22504				
1/16" (1.59 mm)	0.040" (1.02 mm)		22505				
1/8" (3.18 mm)	0.085" (2.16 mm)	0.020"	22506				
1/4" (6.35 mm)	0.210" (5.33 mm)	0.020"	22507				

## Treated Seamless 316L Grade Stainless Steel Tubing

High durability tubing. Recommended for:

- Inert applications.
- High temperatures.
- High pressures.
- Corrosive environments.
- Zero bleed.

Siltek®/Sulfinert® Treated (Coiled)

OD	ID	Wall Thickness	cat.#	5-24 ft	25-199 ft	200-399 ft	>400 ft
1/8" (3.18 mm)	0.055" (1.40 mm)	0.035"	22508				
1/4" (6.35 mm)	0.180" (4.57 mm)	0.035"	22509				
3/8" (9.52 mm)	0.277" (7.04 mm)	0.049"	22914				

Silcosteel®-CR Treated (Coiled)

OD	ID	Wall Thickness	cat.#	5-24 ft	25-199 ft	200-399 ft	>400 ft
1/8" (3.18 mm)	0.055" (1.40 mm)	0.035"	22896				
1/4" (6.35 mm)	0.180" (4.57 mm)	0.035"	22897				
3/8" (9.52 mm)	0.277" (7.04 mm)	0.049"	22915				

1/4" OD: 5 ft to 500 ft in one continuous coil; 3/8" OD: 5 ft to 250 ft in one continuous coil. Longer lengths will be more than one coil.

## Treated Straight, 6-Foot Length Stainless Steel Tubing

Individual 6-foot ( $\pm 1/2$ " ) straight pieces.

In response to customer requests, we offer 6-foot straight lengths of  $1/8$ -,  $1/4$ -, and  $3/8$ -inch treated tubing. This tubing can be cut to your exact requirements using a standard tubing cutter.

Silcosteel®-CR Treated, 316L Grade

OD	ID	Wall Thickness	qty.	cat.#
$1/8$ " (3.18 mm)	0.055" (1.40 mm)	0.035"	ea.	22898
$1/4$ " (6.35 mm)	0.180" (4.57 mm)	0.035"	ea.	22899
$3/8$ " (9.52 mm)	0.277" (7.04 mm)	0.049"	ea.	22900

Siltek®/Sulfinert® Treated, 316L Grade

OD	ID	Wall Thickness	qty.	cat.#
$1/8$ " (3.18 mm)	0.055" (1.40 mm)	0.035"	ea.	22901
$1/4$ " (6.35 mm)	0.180" (4.57 mm)	0.035"	ea.	22902
$3/8$ " (9.52 mm)	0.277" (7.04 mm)	0.049"	ea.	22903

## Treated Hydroguard® Deactivated Stainless Steel Tubing

Hydroguard® deactivation creates a high-density surface that is not readily attacked by aggressive hydrolysis.

Silcosteel® Treated, 304 Grade

OD	ID	Wall Thickness	cat.#	5-24 ft	25-199 ft	200-399 ft	>400 ft
$1/16$ " (1.59 mm)	0.010" (0.25 mm)		22497				
$1/16$ " (1.59 mm)	0.020" (0.51 mm)		22496				
$1/16$ " (1.59 mm)	0.030" (0.76 mm)		22495				
$1/16$ " (1.59 mm)	0.040" (1.02 mm)		22494				
$1/8$ " (3.18 mm)	0.085" (2.16 mm)	0.020"	22493				
$1/4$ " (6.35 mm)	0.210" (5.33 mm)	0.020"	22492				

Silcosteel® Treated, Seamless 316L Grade

OD	ID	Wall Thickness	cat.#	5-24 ft	25-199 ft	200-399 ft	>400 ft
$1/8$ " (3.18 mm)	0.055" (1.40 mm)	0.035"	22491				
$1/4$ " (6.35 mm)	0.180" (4.57 mm)	0.035"	22490				

Silcosteel® Treated, Electropolished 316L Grade

OD	ID	Wall Thickness	cat.#	5-24 ft	25-99 ft	100-299 ft	>300 ft
$1/8$ " (3.18 mm)	0.085" (2.16 mm)	0.020"	22489				
$1/4$ " (6.35 mm)	0.180" (4.57 mm)	0.035"	22488				

Siltek®/Sulfinert® treated tubing is recommended for purge & trap and headspace systems.



An extra charge is applied for cutting Siltek®/Sulfinert®, Silcosteel®, or Silcosteel®-CR tubing. The charge is calculated from the total number of pieces produced for each line item.

## Technical Service

Do you have a technical question? Restek's Technical Service group has answers! Drawing from our extensive libraries of technical information and many years of collective chromatography experience, the experts in Technical Service can help you from set-up to method development.

For quick answers to commonly asked questions any time, visit [www.restek.com/answers](http://www.restek.com/answers)

Contact us directly:

IN THE U.S.: Phone: 1-800-356-1688, ext. 4 • Fax: 1-814-353-1568 • e-mail: support@restek.com

OUTSIDE THE U.S.: Contact your Restek representative.



Toggle valve



Ball valve



Plug valve



23207



23209



23214



23212



23213



23210



23211



23215

**Shut-Off Gas Valves Swagelok®**

Valve Type	1/8" Brass		1/4" Brass		1/8" Stainless Steel		1/4" Stainless Steel	
	cat.#	ea.	cat.#	ea.	cat.#	ea.	cat.#	ea.
Toggle	23142		23143		23198		23199	
Ball	23144		23145		23200		23201	
Plug	23146		23147		23202		23203	

**Metering Gas Valves Swagelok®**



23206

Description	qty.	cat.#
1/8" Brass Metering Valve, straight	ea.	23148
1/4" Brass Metering Valve, straight	ea.	23149
1/8" Stainless Steel Metering Valve, straight	ea.	23204
1/4" Stainless Steel Metering Valve, straight	ea.	23205
Vernier Knob for Metering Valve	ea.	23206



23148

**VCO® O-Ring Face Seal Fittings (Stainless Steel & Treated) Swagelok®**

(Stainless Steel & Treated) Swagelok®

- Unique design allows easy installation where space is limited.
- Assemblies can be used from high pressure to critical vacuum across a wide range of temperatures.
- Smooth finish on gland face ensures positive seal.
- Sealing is accomplished with a captive O-ring in the body component.

Swagelok® VCO® O-ring face seal fittings are designed for rapid assembly in pipe, tube, and welded systems.



**Specifications:**

Pressure Ratings	Up to 15,400 psig (1,061 bar)
Temperature Ratings	Up to 400 °F (204 °C)



Toggle valve



Ball valve



Plug valve

**Shut-Off Gas Valves Parker Balston®**

Valve Type	1/8" Brass		1/4" Brass		1/8" Stainless Steel		1/4" Stainless Steel	
	cat.#	ea.	cat.#	ea.	cat.#	ea.	cat.#	ea.
Toggle	22188		22189		22190		22191	
Ball	22192		22193		22194		22195	
Plug	22196		22197		22198		22199	

**Metering Gas Valves Parker Balston®**



22209

Description	qty.	cat.#
1/8" Nickel-Plated Brass Metering, straight	ea.	22200
1/4" Nickel-Plated Brass Metering, straight	ea.	22201
1/8" Stainless Steel Metering, straight	ea.	22204
1/4" Stainless Steel Metering, straight	ea.	22205
Vernier Knob for Metering Valve	ea.	22209



22200

Description	Material	qty.	cat.#
1/4" VCO to 1/4" Tube Adaptor	Stainless Steel	2-pk.	23207
1/4" VCO to 1/4" Tube Adaptor	Siltek Treated	2-pk.	23209
1/4" VCO to 1/4" Tube Fitting	Stainless Steel	2-pk.	23210
1/4" VCO to 1/4" Tube Fitting	Siltek Treated	ea.	23211
1/4" VCO to 1/8" Tube Fitting	Stainless Steel	2-pk.	23215
1/4" VCO to 1/8" Tube Fitting	Siltek Treated	ea.	23216
1/4" VCO Nut	Stainless Steel	2-pk.	23212
1/4" VCO Nut Blind	Stainless Steel	2-pk.	23213
1/4" VCO Body Blind	Stainless Steel	2-pk.	23214
Replacement O-Ring, 70 Durometer Fluorocarbon FKM, VCO 1/4", Size 010		10-pk.	23208





21325

### GC Installation Kit

This kit contains the tubing and fittings needed to add an additional GC to your lab bench. Kit includes: tubing cutter, one 1/8-inch x 1/4-inch reamer, one 1/4-inch x 1/8-inch brass tube end reducer, one 7/16-inch wrench, one 1/2-inch wrench, four 1/8-inch brass tees, ten 1/8-inch brass nuts, ten brass front and back ferrules, and 50 feet (15.2 meters) of our instrument-grade cleaned 1/8-inch copper tubing.

Description	qty.	cat.#
GC Installation Kit	kit	21325



23004

### 54-Piece Tool Kit

Set comes with screwdrivers, pliers, wrenches, sockets, scissors, clamps, and more. Durable, zippered, notebook-style carrying case for easy transport.

Description	qty.	cat.#
Tool Kit	kit	23004

### Plier Set

Includes 6-inch nose/side cutter, 6-inch wire cutter, and 6-inch adjusting pliers.

Description	qty.	cat.#
Plier Set	set	23033



22999

### Metric 9-Piece, Ball-Point Hex Key Set

Includes nine metric hex keys (Allen wrenches): 1.5, 2, 2.5, 3, 4, 5, 6, 8, and 10 mm.

Description	qty.	cat.#
Metric 9-Piece, Ball-Point Hex Key Set	set	22999



22998

### 12-Piece, Ball-Point Hex Key Set

Includes 12 hex keys (Allen wrenches): 0.050", 1/16", 5/64", 3/32", 7/64", 1/8", 9/64", 5/32", 3/16", 7/32", 1/4", and 5/16".

Description	qty.	cat.#
12-Piece, Ball-Point Hex Key Set	set	22998



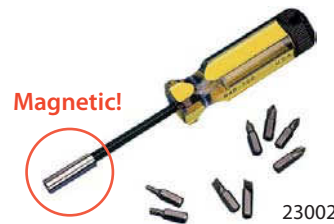
23034

### Torx® Screwdriver Set

- Set includes TR-10, TR-15, and TR-20.
- Ideal for performing routine maintenance on Agilent 6890 and 7890 GCs.

Description	qty.	cat.#
Torx Screwdriver Set	set	23034

Torx® is a registered trademark of Textron Inc.



23002

### 5-in-1 Magnetic Screwdriver

Magnetic power tip holds bits and screws securely.

Description	qty.	cat.#
5-in-1 Magnetic Screwdriver	set	23002



23001

### Wrench Set

Includes 4-inch, 6-inch, and 8-inch adjustable wrenches.

Description	qty.	cat.#
Wrench Set	set	23001



## Tubing Tools



### 1/16-Inch Tubing Cutter

20192

- Produces square, smooth cuts in 1/16-inch tubing.
- Eliminates tubing distortion.
- Cuts hard or soft copper, aluminum, brass, stainless steel, Monel® alloy, or titanium.
- Replaceable cutting wheel.

Description	qty.	cat.#
1/16" Tubing Cutter	ea.	20192
Replacement Cutting Wheels	3-pk.	20185

### Ridgid® Tubing Cutter

- Excellent for cutting 1/8- or 1/4-inch metal tubing.\*
- Compact size is ideal for tight spaces.
- Replaceable cutting wheel.



23011

Description	qty.	cat.#
Ridgid Tubing Cutter for 1/8" or 1/4" metal tubing	ea.	23011
Replacement Cutting Wheels	2-pk.	23012

\*Not for use with stainless steel tubing.

### Hi-Duty Tubing Cutter

- Specifically designed to cut 1/8" to 1 1/8" (4 mm to 28 mm) OD tubing.
- Easily cuts stainless steel, Monel® alloy, and other hard-temper materials.
- Unique design makes clean, right-angle cuts and eliminates spiraling.
- Integral reamer folds away for safety and convenience.
- Replacement cutter wheels also available.



22356

Description	qty.	cat.#
Hi-Duty Tubing Cutter	ea.	22356
Replacement Cutting Wheels	2-pk.	22357



20193

### 1/16-Inch Tubing Cutting Pliers

- Ideal for cutting 1/16-inch tubing.
- Cuts quickly, reducing distortion.
- Cuts clean, eliminating need for deburring.

Description	qty.	cat.#
1/16" Tubing Cutting Pliers	ea.	20193



23029



### SSI TC-20 Tube Cutting Machine

- Cuts 1/16", 1/8", or 1/4" tubing with inside diameter as small as 0.008".
- Electrically operated bench-top model.
- Handy dressing tool on the swing arm removes burrs and reams tubing.
- Voltage selectable 110–120/220–240 volts, 50–60 Hz.\*


Dimensions: 8" x 6 1/4" x 4 1/4" (20.3 x 15.9 x 10.8 cm)

Weight: 11 lbs. (5.0 kg)

Description	qty.	cat.#
SSI Tubing Cutter Machine	ea.	23029
SSI Replacement Cutting Wheels	3-pk.	23030

\*Unit shipped set for 110–120 operating voltage. Switch to 220–240 volts by using alternate fuse and power cord (included).

Enlarged view—score mark flush with guide face.



20523

### Restek Tubing Scorer for MXT® Columns

- Makes a perfect cut every time.
  - Easy to use.
  - Leaves column entrance perfectly round.
  - Ideal for creating a leak-free seal with connectors and valves.
- Metal MXT® columns are easy to cut. Scoring wafers can be used, but may leave the column end irregularly shaped. The Restek tubing scorer is designed to make a perfect cut every time, leaving the column entrance perfectly round.

Description	qty.	cat.#
Restek Tubing Scorer for MXT Columns (0.25-0.53 mm ID & 0.5-0.8 mm OD)	ea.	20523
Replacement Scoring Wheel	ea.	20522



20188

**Tubing Burring & Reaming Tool**

Removes burrs and reams tubing.

Description	Size	qty.	cat.#
Tubing Dressing Tool	1/16"	ea.	20188
Replacement Insert	for 1/16" Tubing Dressing Tool	ea.	20189
Tubing Dressing Tool	1/8"	ea.	20190
Replacement Insert	for 1/8" Tubing Dressing Tool	ea.	20191



22627

**Flexible Inspection Light**

- Inspect inside surfaces of sample cylinders or other chambers.
- 14" reach.
- 100,000-hour LED life.

Description	qty.	cat.#
Flexible Inspection Light	ea.	22627



20134

**Tubing Reamer**

- Removes burrs from stainless steel tubing.
- For 1/4- or 1/8-inch tubing.
- Nonslip safety design.

Description	qty.	cat.#
Tubing Reamer	ea.	20134



22622

**Swaging Tool**

- Preswage compression fittings for easy installation.
- Ideal for installations in tight areas.
- For Swagelok® fittings only.

Description	qty.	cat.#
Swaging Tool	ea.	22622



23009

**Tubing Bender**

- Bends 1/8-inch, 3/16-inch, or 1/4-inch tubing.
- Assists in making accurate left-hand, right-hand, or offset bends.

Description	qty.	cat.#
Tubing Bender	ea.	23009



22623

**Tee Wrench**

- Hold 1/4" or 6 mm tee or cross fittings secure in multiple orientations during installation.
- Fits easily in tool box, pouch, or belt.
- Cushioned vinyl grip with generous gripping area.
- For Swagelok® fittings only.

Description	qty.	cat.#
Tee Wrench	ea.	22623

**ResTape PTFE Tape**

- For threaded connections in a wide range of plumbing materials.
- Each roll is 1/2" x 260".
- Maximum temperature: 260 °C.



Description	Color	Uses	qty.	cat.#
ResTape	Green PTFE	oxygen service*	ea.	22485
ResTape	Yellow PTFE	general gas service**	ea.	22486
ResTape	Grey PTFE	stainless steel fittings***	ea.	22487

\*Compatible with gaseous or liquid oxygen, and with many other gases and liquids.

\*\*Compatible with a broad range of gases and liquids.

\*\*\*Anti-galling. Also compatible with many other metals and polymers.



22624

**Gap Inspection Gauge**

- Confirm that fittings are sufficiently tightened.
- For use with 1/4", 3/8", 1/2" Swagelok® fittings.
- For Swagelok® fittings in new installations only.

Description	qty.	cat.#
Gap Inspection Gauge	ea.	22624

# LC Accessories

Instrument Replacement Parts	
For Agilent HPLC Systems.....	299–302
For PerkinElmer HPLC Systems.....	303
For Shimadzu HPLC Systems.....	304–305
For Thermo HPLC Systems.....	306
For Waters HPLC & ACQUITY UPLC® Systems.....	307–312
Fittings.....	313
Connectors.....	314
Tubing.....	315
Flow Splitters & Lab Organizers.....	316
Tools & Maintenance.....	317
Mobile Phase Accessories	
Bottle Tops.....	318
Filters.....	319–320
Dampeners.....	320
Mixers.....	321
Degassers.....	322
Column Heaters.....	323
Valves & Backpressure Regulators.....	324
LC-MS Generators & Traps.....	325
Syringes.....	326–328
Column Hardware.....	329





25259



25270

For even more options, visit [www.restek.com/lcacc](http://www.restek.com/lcacc)

**Preventive Maintenance (PM) Kits for Agilent HPLC Systems**

Description	Model #	Similar to Agilent part #	qty.	cat.#
<b>Autosampler PM Kit</b> Includes: rotor seal, needle seat, needle assembly, seat cap	1050	01078-68721	kit	25259
<b>Autosampler PM Kit</b> Includes: rotor seal, piston seals (2), needle assembly, needle seat, finger caps (3)	1100, 1200	G1313-68709	kit	25271
<b>Pump PM Kit</b> Includes: PTFE frits (2), outlet cap, gold disk seal, active inlet cartridge, piston seals (4), glass solvent filters (2)	1050, 1100, 1200	G1311-68710	kit	25270



25271



25258



25278



25272



25265



25275



25349



26424



25058

**Injector & Autosampler Supplies for Agilent HPLC Systems**

Description	Model #	Similar to Agilent part #	qty.	cat.#
Needle Seat	1050, 1090	79846-67101	ea.	25258
Needle Seat Assembly	1100, 1200	G1313-87101	ea.	25265
Needle Assembly	1100, 1200	G1313-87201	ea.	25278
Rotor Seal, 2-Groove (not for use with 7125 injection valve)	1050	0101-0626	ea.	25272
Rotor Seal, 2-Groove	1100, 1200	0100-1853	ea.	25275
Rotor Seal (Rheodyne-Style), 3-Groove	1090	1535-4048	ea.	25349
Stator Face Assembly	1100, 1200	0100-1851	ea.	26424
Connecting Tube	1050, 1100	G1311-67304	ea.	25058
Injector Lubricant, PTFE, 10 g	1050, 1100	79841-65501	ea.	26520
Solvent Inlet Filter, SS	1050, 1090, 1100, 1200	01018-60025	ea.	26423



26520




26423



26525



26530



26531



26526



26529



26532



26527



26533



26537



26528

**Capillary Stainless Steel Tubing Assemblies** for Agilent HPLC Systems

- Precut, micropolished tubing and presealed fittings for quick, easy maintenance of your Agilent HPLC systems.
- Meet or exceed manufacturer’s performance.

Description	Model #	Similar to Agilent part #	qty.	cat.#
Capillary SS Tubing With Fittings, 130 mm x 0.17 mm ID	1090	01090-87305	ea.	26525
Capillary SS Tubing With Fittings, 800 mm x 0.17 mm ID	1050	01078-87305	ea.	26526
Capillary SS Tubing With Fittings, 180 mm x 0.17 mm ID	1100	G1313-87305	ea.	26527
Capillary SS Tubing With Fittings, 700 mm x 0.25 mm ID	1050	01018-67305	ea.	26528
Capillary SS Tubing With Fittings, 700 mm x 0.25 mm ID	1050	01078-87306	ea.	26529
Seat Capillary, SS Tubing, 0.17 mm ID	1050	01078-87303	ea.	26530
Capillary SS Tubing, 105 mm x 0.17 mm ID	—	5021-1816	ea.	26531
Mixing Capillary Assembly	1100	G1312-67302	ea.	26532
Capillary SS Tubing, Valve to Metering Head	1100	G1313-87301	ea.	26533
Capillary SS Tubing, 150 mm x 0.17 mm ID	—	5021-1817	ea.	26534
Capillary SS Tubing, 280 mm x 0.17 mm ID	—	5021-1818	ea.	26535
Capillary SS Tubing, 400 mm x 0.17 mm ID	—	5021-1819	ea.	26536
1/16" Fitting, Front and Back Ferrules, Stainless Steel	—	5062-2418	10-pk.	26537



# Instrument Replacement Parts for Agilent HPLC Systems



## Pump Supplies for Agilent HPLC Systems

Description	Model #	Similar to Agilent part #	qty.	cat.#
Piston Seals, PTFE w/Graphite, Black*	1050, 1100, 1200	5063-6589	2-pk.	22482
Piston Seals, PTFE w/Graphite, Black*	1050, 1100, 1200	5063-6589	10-pk.	22483
Piston Seals, Black, ASI	1050, 1100	5068-8516	10-pk.	25176
Piston Seals, Black	1090	5062-2494	4-pk.	25347
Seal Wash Kit, Binary Pump (4 seals, 4 gaskets)	1050, 1100, 1200	—	kit	25268
Seal Wash Kit (2 seals, 2 gaskets)	1050, 1100, 1200	—	kit	25269
Wash Seal	1050, 1100, 1200	0905-1175	ea.	25277
Active Inlet Cartridge	1050, 1100, 1200	5062-8562	ea.	26393
Seal, Gold Disk (outlet)	1050, 1100, 1200	5001-3707	ea.	25467
Outlet Cap	1050, 1100, 1200	5062-2485	4-pk.	25139
Outlet Cap & Gold Seal Assembly	1050, 1100, 1200	—	2-pk.	25140
Outlet Ball Valve, Binary Pump	1100, 1200	G1312-60012	ea.	25267
Outlet Ball Valve	1050, 1100, 1200	G1311-60012	ea.	25276
Sieves for Outlet Valve	1100, 1200	5063-6505	10-pk.	25266
Check Valve Cartridge Assembly	1090	79835-67101	ea.	25344
Frits, PTFE	1050, 1100, 1200	01018-22707	5-pk.	25466
Plunger Assembly	1050, 1100, 1200	5063-6586	ea.	25273
Sapphire Piston	1090	3980-0672	ea.	25345

\*Graphite-filled PTFE; best for organic solvents.

25273



For even more options, visit [www.restek.com/lcacc](http://www.restek.com/lcacc)



25261



25262



25399



25263

**Lamps for Agilent HPLC Systems**

Description	Model #	Similar to Agilent part #	qty.	cat.#
Detector Lamp, 1090 DA, 1050 VW/DA/MWD	1090, 1050	79883-60002	ea.	25260
Lamp, DAD G1315A, G1365A	1100, 1200	2140-0590	ea.	25261
Lamp, VWD G1314A	1100, 1200	G1314-60100	ea.	25262
G1321 Fluorescence Detector Flash Lamp	—	2140-0600	ea.	25264
Lamp, DAD Long-Life Deuterium (2,000 hours)	1100	2140-0813	ea.	25399
8453 Deuterium Lamp	—	2140-0605	ea.	25263

**Other Supplies for Agilent HPLC Systems**

Description	Model #	Similar to Agilent part #	qty.	cat.#
Bottle Head Assembly	—	G1311-60003	ea.	25059
Helium Tubing, PTFE, 5 m x 0.057" ID	1050, 1100	5062-2461	ea.	24990

**Injector & Autosampler Supplies** for PerkinElmer HPLC Systems

Description	Model #	Similar to PE part #	qty.	cat.#
Needle	PE Series 200 Pumps	N2930023	ea.	25432



**Pump Supplies** for PerkinElmer HPLC Systems

Description	Model #	Similar to PE part #	qty.	cat.#
Low-Pressure Seal, Gold*	Int. 4000, 1, 10, 2, 200 Series, 250, 3, 3B, 4, 400, 410, 620	09907339	ea.	25435
Standard High-Pressure Seal, Gold*	Int. 4000, 1, 10, 2, 200 Series, 250, 3, 3B, 4, 400, 410, 620	09907324	ea.	25434
Standard Pump Seal Kit	200 Series	N2910383	kit	26425
High-Pressure Seal Kit Includes: pump seals (4), backup rings (4), O-ring (4)	Int. 4000, 1, 10, 2, 200 Series, 250, 3, 3B, 4, 400, 410, 620	02540275	kit	25433
Inlet Check Valve	Int. 4000, 1, 10, 2, 200 Series, 250, 3, 3B, 4, 400, 410, 620, Series 200 Micropump	02540177	ea.	25438
Outlet Check Valve	PE 200, 4, 250, 400, 410, 620	02540197	ea.	25437



\*Ultra-high molecular weight polyethylene (UHMWPE); increased resistance to abrasion; best for buffers.



**Deuterium Lamps** for PerkinElmer HPLC Systems

Description	Model #	Similar to PE part #	qty.	cat.#
Deuterium Lamp	Lambda-2, 5, 7, 9, 10, 11, 12, 14, 15, 16, 17, 18, 19, 20, 25, 40, 800, 900	B0160917	ea.	25436
Deuterium Lamp	200 Series, 785A	N2920149	ea.	25431



25470



25468



24986



25469



25471

**Injector & Autosampler Supplies** for Shimadzu HPLC Systems

Description	Model #	Similar to Shimadzu part #	qty.	cat.#
Needle Seal, Vespel	LC-2010, SIL-10ADvp, 10AXL	228-33355-04	ea.	25468
Rotor Seal	SIL-10ADvp	228-21217-97	ea.	24986
Rotor Seal Assembly	SIL-10A, 10AXL, 10Ai	228-21217-91	ea.	25469
Stator Assembly	SIL-10A, 10AXL, 10Ai	228-21220-91	ea.	25470
Syringe, 500 µL	SIL-10A, 10AXL, 10Ai	228-25237-04	ea.	25471

For even more options, visit [www.restek.com/lcacc](http://www.restek.com/lcacc)




25284

**Deuterium Lamps** for Shimadzu HPLC Systems

Description	Model #	Similar to Shimadzu part #	qty.	cat.#
Deuterium Lamp	SPD-10, 10A, 10AVvp, SPD-20A, SPD-20AV	228-34016-02	ea.	25284

# Protect your column and your UHPLC performance with UltraShield and UltraLine UHPLC Filters

A cost-effective way to extend the lifetime of any UHPLC column without sacrificing your UHPLC performance on any LC system.



See **page 168**.

[www.restek.com/LCguard](http://www.restek.com/LCguard)

# Instrument Replacement Parts for Shimadzu HPLC Systems



## Pump Supplies for Shimadzu HPLC Systems

Description	Model #	Similar to Shimadzu part #	qty.	cat.#
Plunger Seal, Polyethylene, Gold**	LC-10Ai, 10AS, 10AT, 10ATvp, LC-7A	228-21975-00	ea.	25290
Plunger Seal, Black*	LC-10AD, 10ADvp, LC-20AD/AB, LC-600, LC-2010 A/C HT, LC-9A	228-35146-00	ea.	24980
Plunger Seal, Gold**	LC-10ADvp, LC-20AD/AB	228-32628-00	ea.	24981
Plunger Seal, Black*	LC-10ATvp, LC-20AT, LC-HT, SIL-10ADvp, SIL-2010 A/C HT, SIL-20A/AC, SIL-HT	228-35145-00	ea.	24985
Plunger Rinse Seal	LC-10Ai, LC-10AS, LC-10AT, LC-10ATvp	228-28499-00	ea.	25292
Inlet Check Valve	LC-6A, LC-10AS	228-12353-91	ea.	25287
Inlet Check Valve	LC-600, LC-9A, LC-10AD	228-18522-91, 228-33492-91	ea.	25295
Inlet Check Valve	LC-10ADvp	228-39093-92	ea.	24984
Inlet Check Valve	LC-10AT, LC-10ATvp	228-32166-91	ea.	26521
Inlet Check Valve	LC-20AD/AB XR	228-48249-91, 228-45704-91	ea.	26426
Outlet Check Valve	LC-6, LC-10AS, LC-8A	228-09054-93	ea.	25288
Outlet Check Valve Rebuild Kit Includes: ruby ball (2), seat (2), thin washer (2), thick washer (2), retainer washer (2)	LC-6A, LC-10AS	228-11200-91	kit	25289
Outlet Check Valve	LC-600, LC-9A, LC-10AD, LC-10AT	228-18522-92, 228-32531-92	ea.	25282
Outlet Check Valve	LC-10ADvp, LC-10ATvp	228-34976-91	ea.	24983
Outlet Check Valve	LC-20AD/AB XR	228-45705-91, 228-45563-91	ea.	26427
Sapphire Plunger	LC-10AS, LC-7A	228-17019-93	ea.	25291
Sapphire Plunger	LC-600, LC-9A, LC-10AD	228-18523-91	ea.	25294
Plunger Assembly, Ceramic	LC-10ADvp	228-35601-91	ea.	25472
Plunger Assembly, Ceramic	LC-10ATvp	228-35009-92	ea.	25473
Plunger Assembly, Sapphire	LC-10ADvp	228-35601-92	ea.	24982

\*Graphite-filled PTFE; best for organic solvents.

\*\*Ultra-high molecular weight polyethylene (UHMWPE); increased resistance to abrasion; best for buffers.



For even more options, visit [www.restek.com/lcacc](http://www.restek.com/lcacc)







**Injector & Autosampler Supplies** for Thermo HPLC Systems

Description	Model #	Similar to Thermo part #	qty.	cat.#
Rotor Seal Assembly, Rheodyne 7010	TSP AS100, 300, 1000, 3000, 3500, 8875, and 8880 Autosamplers	1535-4048, 7010-039, 2508-0360	ea.	25481
Syringe Assembly, 250 µL	1000, CM3000, CM3500, AS100	A3588-020	ea.	25482
Syringe, 500 µL	8800 Series	3301-0100	ea.	25483



**Lamps** for Thermo HPLC Systems

Description	Model #	Similar to Thermo part #	qty.	cat.#
Lamp, UV	Spectrachrom 200, UV100, UV1000, UV150, UV200, UV2000, UV3000	9551-0023	ea.	25484



**Pump Supplies** for Thermo HPLC Systems

Description	Model #	Similar to Thermo part #	qty.	cat.#
Inlet Check Valve Assembly	8800, 8810, ISOCHROM, P1000, P2000, P4000	A3495-010	ea.	25474
Outlet Check Valve Assembly	8700, 8800, 881, ISOCHROM	A3490-010	ea.	25475
Transducer Check Valve Assembly	P1000, P2000, P4000	A3990-010	ea.	25479
Check Valve Cartridge	3000, 3200, 3500, 4000, 4100, Constametric I, II, and III	900946	ea.	25485
Piston	8800, 8810, ISOCHROM, P1000, P2000, P4000	A3102-010	ea.	25476
Sapphire Plunger	CM3000, CM3200, CM3500, CM4000	801306	ea.	25486
Back-Up Seal	8800, 8810, ISOCHROM, P1000, P2000, P4000	A2963-010	ea.	25477
Plunger Seal, Gold Superseal**	8800, 8810, ISOCHROM, P1000, P2000, P4000	A2962-010	ea.	25478
Plunger Seal Kit, Gold** Includes: SS plunger seal spacer, Rulon plunger seal spacer (2), O-ring, gold plunger seal	LDC Constametric Pumps	801892001	kit	25487
Plunger Seal, Black*	CM3000, CM3200, CM3500, CM4000	206129001	ea.	25488
Plunger Seal, Gold**	CM3000, CM3200, CM3500, CM4000	206156001	ea.	25489
Kel-F Washer	P1000, P2000, P4000	A4848-010	ea.	25480



\*Graphite-filled PTFE; best for organic solvents.

\*\*Ultra-high molecular weight polyethylene (UHMWPE); increased resistance to abrasion; best for buffers.



25143



25145



26519



25144



25146



26430

**Preventive Maintenance (PM) Kits for Waters HPLC Systems**

Description	Model #	Similar to Waters part #	qty.	cat.#
<p><b>2690/2695 Pump &amp; Autosampler PM Kit</b>                      Includes: sapphire plungers (2), seal wash plunger seals (4), head plunger seals (4), wash tube seals (4), battery, sparge diffuser, filter insert, face seals (4), solvent reservoir 10 µm filters (4), 250 µL syringe, check valve cartridges (2), wash tube seal, seal wash tube, PTFE washer, filter retainer, lower wash seal frit, needle wash frit, TFE washer, needle assembly, gold injector seals (2), stainless steel ferrule, compression screw</p>	Alliance 2690, 2695	WAT270944	kit	25143
<p><b>717 Autosampler PM Kit</b>                      Includes: seal pack assembly, tube assembly (0.020" mm ID), needle, needle compression screw, 0.062 stainless steel ferrule, pre-column filter assembly, filter insert, 250 µL WISP syringe</p>	717 Autosampler	WAT052669	kit	25145
<p><b>600 Pump PM Kit</b>                      Includes: PerformancePLUS cartridges (4), sparge diffusers (4), Super Seals (2), solvent reservoir 10 µm filters (4), sapphire plungers (2), reference valve button, valve disk spacer, valve disk, TFE ball plug, TFE seat, ruby ball, inlet tube body assembly manifold insert, insert seal, bellville washers (2), flat washer</p>	600 Pump	WAT052675	kit	25144
<p><b>616 Pump PM Kit</b>                      Includes: sapphire plungers (2), sparge diffusers (4), solvent reservoir 10 µm filters (4), plunger seals (2), plunger wash seals (2), O-rings (2), backup rings (2), check valve cartridges (4)</p>	616 Pump	WAT052672	kit	25146
<p><b>515 Pump PM Kit</b>                      Includes: PerformancePLUS check valves (4), sparge diffuser, solvent reservoir 10 µm filter, sapphire plungers (2), plunger seals (2), pivot inserts (2), pivot guides (2), washer (2), plunger springs (2), retaining rings (2)</p>	515 Pump	WAT052587	kit	26519
<p><b>1525 Pump PM Kit</b>                      Includes: sapphire plungers (4), check valve cartridges (8), plunger seals (4), solvent reservoir 10 µm filters (2), reference valve button, valve disk spacer, valve disk</p>	1525 Pump	201000114	kit	26430

**Simplify Routine LC Maintenance Preventive Maintenance Kits**

- Significant savings over instrument manufacturer prices.
- High-quality components in every kit.
- Wide range of options for HPLC systems and pumps.

[www.restek.com/LC-Maintenance](http://www.restek.com/LC-Maintenance)



**Injector & Autosampler Supplies** for Waters HPLC & ACQUITY UPLC® Systems

Description	Model #	Similar to Waters part #	qty.	cat. #
Needle Assembly, 0.010 mm ID	ACQUITY	700002644	ea.	25942
Sample Loop, 10 µL	ACQUITY, nanoACQUITY	430001326	ea.	25943
Wash Station O-Ring	ACQUITY, nanoACQUITY	700002572	ea.	25944
Metering Syringe, 100 µL	ACQUITY, nanoACQUITY	700002570	ea.	25945
Tube Assembly, Inject Outlet	ACQUITY	430001084	ea.	25946
Tube Assembly, System Outlet	ACQUITY	430001486	ea.	25947
Seal Pack Rebuild Kit, Without Seal Wash Tube Assembly Includes: wash tube seal, seal wash tube, PTFE washer, filter retainer, lower wash seal frit, needle wash frit, TFE washer, needle, injector seal (2), compression screw, ferrule	2690, 2695	WAT271019	kit	25495
Seal Pack With Needle Includes: seal pack assembly, pre-column filter assembly, needle, 0.020" ID tube assembly, compression screw, ferrule	717, LC Module 1	WAT045559	ea.	25496
Vespel Rotor Seal	1090, 7000, 7010, 7040, 7067	7010-039	ea.	25279
Vespel Rotor Seal	7125, 7126, 7725, 7725i, 9725	7125-047	ea.	25280
Isolation Seal	7010	7010-015	ea.	25281

Instrument Replacement Parts for Waters HPLC & ACQUITY UPLC® Systems



**Pump Supplies** for Waters HPLC & ACQUITY UPLC® Systems (Also see pages 310–311.)

Description	Model #	Similar to Waters part #	qty.	cat.#
Head Plunger Seal Kit Includes: head plunger seals (2), back-up washers (2)	ACQUITY, nanoACQUITY	700002599	kit	26428
Wash Seal	ACQUITY, nanoACQUITY	700002598	2-pk.	26429
Pump O-Ring	ACQUITY, nanoACQUITY	WAT076152	ea.	25951
In-Line Filter Assembly, Stainless Steel Frit	ACQUITY, nanoACQUITY	289003547	ea.	25952
Filter Frit Cartridge, Stainless Steel	ACQUITY	700002913	ea.	25953
Solvent Bottle Filters	ACQUITY	700003616	7-pk.	25954
Tube Assembly, SSV to In-line Filter	nanoACQUITY	430001470	ea.	25948
Tube Assembly, Transducer to Check Valve, BSM	ACQUITY, nanoACQUITY	430001121	ea.	25949
Tube Assembly, Transducer to Check Valve, QSM	ACQUITY	430002357	ea.	25950
Tube Assembly, SSV to I2V	ACQUITY	430001443	ea.	25941
Super Seal for Analytical Heads	M6KA, 1515, 1525, 510, 515, 590, 600, 610, LC Module 1	WAT022946	ea.	25374
Plunger Seal, Gold**	1515, 1525, 510, 515, 600, 610, LC Module 1	—	ea.	25375
Plunger Seal, Black*	1515, 1525, 510, 515, 600, 610, LC Module 1	WAT026613	ea.	25378
Plunger Seal, Gold for EF Heads**	510, 515, 590, 600, 610, LC Module 1	700002282	ea.	25380
Plunger Seal, Black for EF Heads*	510, 515, 590, 600, 610, LC Module 1	WAT026644	ea.	25379
Pump Seal Kit Includes: plunger seals (2), wash seals (2), O-rings (2), back-up rings (2)	616, 1525 Micro	WAT034515	kit	25497
Seal Wash Plunger Seals	2690, 2695, 2790, 2795	WAT270160, WAT271018	2-pk.	25386
Head Plunger Seals, Gold	2690, 2695, 2790, 2795	WAT270789, WAT270938	2-pk.	25387
Head Plunger Seals, Black	2690, 2695, 2790, 2795	WAT271066	2-pk.	25388
Seal Wash Face Seal	2690, 2695, 2790, 2795	WAT271017	ea.	25428
Wash Tube Seal Kit	2690, 2695, 2790, 2795	WAT270940	4-pk.	25429
Face Seals Replacement Kit	2690, 2695, 2790, 2795	WAT270163, WAT270939	4-pk.	26547



\*Graphite-filled PTFE; best for organic solvents.

\*\*Ultra-high molecular weight polyethylene (UHMWPE); increased resistance to abrasion; best for buffers.





**Pump Supplies** for Waters HPLC & ACQUITY UPLC® Systems (cont.)

Description	Model #	Similar to Waters part #	qty.	cat.#
Primary Check Valve	ACQUITY, nanoACQUITY	700002596	2-pk.	25955
Accumulator Check Valve (Double Ball & Seat)	ACQUITY, nanoACQUITY	700002968	2-pk.	25956
I2 Check Valve Cartridge	ACQUITY	700005165	ea.	25957
Inlet Check Valve Assembly	M6KA, 510, 515, 590, 600, 610, LC Module 1	WAT033679, WAT025214	ea.	25360
Inlet Check Valve Housing	M6KA, 510, 515, 590, 600, 610, LC Module 1	WAT025203	ea.	25361
Inlet Check Valve Rebuild Kit Includes: blue washer (2), retainer gasket (2), Kel-F insert (2), ruby ball (2), TFE seat (2), TFE washer (2)	M6KA, 510, 515, 590, 600, 610, LC Module 1	WAT060495	kit	25362
Outlet Check Valve Assembly (Actuator Style)	M6KA, 510, 590	WAT025028	ea.	25363
Outlet Check Valve Housing (Actuator Style)	M6KA, 510, 590	WAT025212	ea.	25364
Outlet Check Valve Rebuild Kit (Actuator Style) Includes: 2 µm cup filter (2), compression spring (2), actuator (2), TFE washer actuator seat (2), TFE washer (2)	M6KA, 510, 590	WAT026016	kit	25365
Outlet Check Valve Assembly (Ball & Seat Style)	1525EF, 510, 515, 590, 600, 610, LC Module 1	WAT025216	ea.	25366
Outlet Check Valve Housing (Ball & Seat Style)	1525EF, 510, 515, 590, 600, 610, LC Module 1	WAT025207	ea.	25367
Outlet Check Valve Rebuild Kit (Ball & Seat Style) Includes: 2 µm cup filter (2), ruby ball (2), ball seat (2), Kel-F insert (2), blue washer (2), washer (2)	1525EF, 510, 515, 600, 610, LC Module 1	WAT026014	kit	25368
Inlet Check Valve Assembly, 225 µL (Extended Flow)	1525EF, 510, 515, 600, 610, LC Module 1	WAT060307	ea.	25369
Check Valve Rebuild Kit (Extended Flow) Includes: 3/16" EF ruby ball (2), EF ball seat (2), EF guide seal (2), EF ball guide (2), EF housing seal (2)	510, 590, 600, LC Module 1	WAT088223	kit	25371
PerformancePLUS Check Valve Housing	1515, 1525, 510, 515, 525, 600, 610	—	ea.	25372
PerformancePLUS Check Valve Cartridge	1515, 1525, 2690, 2695, 2795, 510, 515, 600, 610	700000254	2-pk.	25370
Check Valve Cartridges	2690, 2695, 2790, 2795	WAT270941	2-pk.	25373
Check Valve Cartridge, Stainless Steel	616	WAT024960	ea.	25498



Instrument Replacement Parts for Waters HPLC & ACQUITY UPLC® Systems



**Pump Supplies** for Waters HPLC & ACQUITY UPLC® Systems (cont.)

Description	Model #	Similar to Waters part #	qty.	cat.#
Sapphire Plungers	ACQUITY, nanoACQUITY	700002600	2-pk.	25958
Sapphire Plunger	M6KA, 510, 590, 600, 610, LC Module 1	WAT025656, WAT069511	ea.	25381
Sapphire Plunger (Extended Flow)	1525EF, 510, 515, 590, 600, 610, LC Module 1	WAT060304	ea.	25382
Sapphire Plunger Assembly Kit Includes: sapphire plunger, pivot insert, pivot guide, washer, spring, retaining ring	515, 1515, 1525	WAS207069	kit	25384
Sapphire Plunger	616, 625, 626, 1525 Micro	WAT031788, WAT0270488	ea.	25420
Sapphire Plunger	2690, 2695, 2790, 2795, 2796	WAT270488, WAT2710678, WAT270959	ea.	25385
Draw-Off Tube Assembly	M6KA, 510, 515, 590, 600, 610	WAT060476	ea.	25392
Indicator Manifold Kit Includes: TFE ball plug, TFE seat, ruby ball, manifold insert, TFE insert seal, belleville washer (2), flat washer, inlet tube body assembly	M45, 501, 510, 515, 590, 600, 610	WAT060448	kit	25412
Reference Valve Rebuild Kit Includes: ref valve button, valve disk spacer, valve disk	600 Pump	WAT025746	kit	25492
Ferrule, Stainless Steel	—	WAT022330	ea.	25417
Compression Screws, Stainless Steel	—	WAT025313	2-pk.	25493
Battery	2690, 2695, 717, 486, 484	WAT080443	ea.	25494



**Detector Supplies** for Waters HPLC & ACQUITY UPLC® Systems

Description	Model #	Similar to Waters part #	qty.	cat.#
Xenon Lamp (without holder or mirror)	470	—	ea.	25404
Xenon Lamp	474	—	ea.	25405
Deuterium Lamp (UV/Vis)	484	WAT080357	ea.	25406
Deuterium Lamp (UV/Vis)	486	WAT080678	ea.	25407
Deuterium Lamp, Long Life (2,000 hours)*	486	WAT080678	ea.	25410
Deuterium Lamp	996, 2996	WAT052586	ea.	25408
Deuterium Lamp	2487, 2488	WAS081142	ea.	25409
Window Gasket	484, 486, 490	WAT080335	ea.	25423
Lamp Side Gasket	484, 486, 490	WAT080336	ea.	25424
Quartz Lens	486	WAT080687	ea.	25427

\*Standard lamps have nominal 1,000-hour life.

## More Choices • More Savings

### Thomson SINGLE StEP™ Filter Vials

Save time and reduce waste—these eco-friendly vials replace syringe filtration and eliminate the need for separate vials, caps, syringes, and filters. Remove contaminants and particulates from your HPLC samples with just a single squeeze!

- Nylon, PES, PTFE & PVDF membranes in 0.2 µm and 0.45 µm porosities available.
- Fast and easy to use—only hand depression force is required.
- Compatible with both UHPLC and standard HPLC autosamplers.
- Pre-slit caps are color coded for easy identification of membrane and porosity.
- Low dead volume unit contains rugged polypropylene insert with 450 µL loading capacity.

Patent No. 7,790,117

See **page 387**.

[www.restek.com/singlestep](http://www.restek.com/singlestep)



## EXP® Reusable Fittings for HPLC & UHPLC for 10-32 fittings and 1/16" tubing

- Hand-tight fitting style achieves effortless HPLC seals—no tools needed!
- Both hand-tight and hex-head styles wrench-tighten for reliable UHPLC use.
- Patented ferrule can be installed repeatedly without compromising high-pressure seal.
- Hybrid design combines the durability of titanium with the sealing ability of PEEK.
- Cutting-edge system provides ZDV (zero dead volume) connection to any 10-32 female port.
- Compatible with 1/16" PEEK and stainless steel tubing.

Restek is pleased to offer the reusable EXP® fitting system from Optimize Technologies for the ultimate in easy, reliable LC connections!

The patented hybrid EXP® ferrule combines the durability of titanium with the sealing ability of PEEK for a swage that can be reused over and over again. And, when you choose the hand-tight fitting style, the special EXP® nut offers an effortless seal up to 8,700+ psi (600+ bar)—no tools needed! For a reliable 20,000+ psi (1,400+ bar) UHPLC connection with either fitting style, simply wrench-tighten an extra 1/4 to 1/2 turn.

EXP® ferrules should only be used with genuine EXP® nuts. When used with an EXP® nut, the EXP® ferrule provides repeated ZDV (zero dead volume) connections to any 10-32 female threaded port, including Restek LC columns, 6-port injection valves, and more.

**WARNING:** Do not use EXP® ferrules with standard nuts. Failure to use EXP® fittings according to the included instructions may result in unsafe UHPLC connections and/or non-ZDV connections.

### EXP® Hand-Tight Fittings

Description	qty.	cat.#
EXP Hand-Tight Fitting (Nut w/Ferrule)	ea.	25937
EXP Hand-Tight Fitting (Nut w/Ferrule)	10-pk.	25938
EXP Hand-Tight Nut (w/o Ferrule)	ea.	25939

### EXP® Hex-Head Fittings

Description	qty.	cat.#
EXP Std. Hex-Head Fitting (Nut w/Ferrule)	ea.	25926
EXP Std. Hex-Head Fitting (Nut w/Ferrule)	10-pk.	25927
EXP Short Hex-Head Fitting (Nut w/Ferrule)	ea.	25928
EXP Short Hex-Head Fitting (Nut w/Ferrule)	10-pk.	25929
EXP Long Hex-Head Fitting (Nut w/Ferrule)	ea.	25930
EXP Long Hex-Head Fitting (Nut w/Ferrule)	10-pk.	25931
EXP Std. Hex-Head Nut (w/o Ferrule)	ea.	25932
EXP Short Hex-Head Nut (w/o Ferrule)	ea.	25933
EXP Long Hex-Head Nut (w/o Ferrule)	ea.	25934

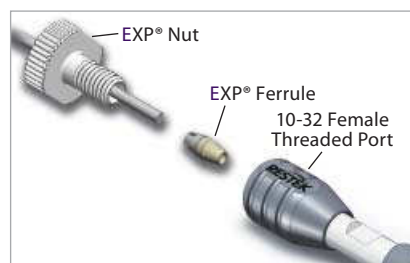
### EXP® Hand-Tight Coupler

Description	qty.	cat.#
EXP Hand-Tight Coupler (2 Nuts, 2 Ferrules, 1/16" x 0.005" ID Tubing)	ea.	25940

### EXP® Titanium Hybrid Replacement Ferrules

Description	qty.	cat.#
EXP Titanium Hybrid Ferrule	ea.	25935
EXP Titanium Hybrid Ferrule	10-pk.	25936

Hybrid Ferrule U.S. Patent No. 8201854, Optimize Technologies. Optimize Technologies EXP Holders are Patent Pending. Other U.S. and Foreign Patents Pending. The Opti- prefix is a registered trademark of Optimize Technologies, Inc.





### Universal 10-32 PEEK Column Connectors and Plugs

Universal PEEK connectors allow easy installation of all 1/16-inch tubing, including stainless steel.

Description	qty.	cat.#
PEEK Column Connector (beige, round body)	10-pk.	25015
PEEK Column Plug (black)	10-pk.	25016
PEEK Fingertight Fittings (blue, flat-sided)	10-pk.	25324



### Zero-Dead-Volume Valco® Internal Union

Ends of tubing seat squarely at bottoms of fitting details. 300-series stainless steel. For 1/16" OD tubing. Stainless steel ferrules included.

Description	Union Bore	Valco #	qty.	cat.#
Internal Union	0.15 mm	ZU1XC	ea.	20147
Internal Union	0.25 mm	ZU1C	ea.	20148
Internal Union	0.75 mm	ZU1	ea.	20149
Internal Union	1/16"	ZUIT	ea.	20150



### Rheodyne® Style Nut and Ferrule

Replacement long nut for connecting stainless steel tubing to a Rheodyne® 6-port valve or other Rheodyne® part.

Description	qty.	cat.#
1/16" Rheodyne Style Nut	10-pk.	25095
1/16" Rheodyne Style Ferrule	10-pk.	25096



### PEEK Union Connector

Quickly and reliably connect two pieces of 1/16-inch tubing. 0.3 mm union bore. End fittings included.

Description	qty.	cat.#
PEEK Union Connector 1/16"	2-pk.	25323



## LC-MS Gas Generators From Restek

### Affordable

Generators are cost-effective and quickly pay for themselves.

### Reliable

Dependably produce a continuous supply of high-purity carrier and fuel gas.

### Safe

Eliminate hazardous cylinders and free up valuable lab space.

See **page 325**.

[www.restek.com/gas](http://www.restek.com/gas)



### LC Stainless Steel Capillary Tubing

- 316-grade stainless steel.
- Precise precut lengths.
- Smooth surface finish.
- Ultra clean.

Whether you need to replace system tubing as part of your troubleshooting or want to reduce the dwell volume of your system as you move to narrower columns, Restek has the quality tubing in the lengths and IDs you need. Each ID is color coded, so it is easy to identify and replace correctly.

Length	qty.	0.005" ID	0.007" ID	0.010" ID	0.020" ID
		(red)	(gray)	(blue)	(yellow)
		max. 21,600 psi	max. 20,900 psi	max. 19,700 psi	max. 15,800 psi
cat.#	cat.#	cat.#	cat.#	cat.#	cat.#
<b>1/16" OD Tubing</b>					
5 cm	3-pk.	25240	25244	25248	25252
10 cm	3-pk.	25241	25245	25249	25253
20 cm	3-pk.	25242	25246	25250	25254
30 cm	3-pk.	25243	25247	25251	25255

### Tubing Dressing Tool

Opens stainless steel tubing bore and removes burrs. For 1/16-inch OD tubing or 1/8-inch OD tubing.



20188

Description	Size	qty.	cat.#
Tubing Dressing Tool	1/16"	ea.	20188
Replacement Insert	for 1/16" Tubing Dressing Tool	ea.	20189
Tubing Dressing Tool	1/8"	ea.	20190
Replacement Insert	for 1/8" Tubing Dressing Tool	ea.	20191


### PTFE Tubing

- Ideal for mobile phase inlet lines.
- Chemically inert.
- Use to 500 psi (3,447 kPa) and 80 °C.



25306

Description	OD	ID	Length	qty.	cat.#
PTFE Tubing	1/8"	0.063" (1.6 mm)	3 m	3 m	25306
PTFE Tubing	1/8"	0.094" (2.4 mm)	3 m	3 m	25307



### Inert PEEK Tubing

- Replaces stainless steel, titanium, PTFE, or Tefzel® tubing.
- Less oxygen permeable and more temperature resistant (to 100 °C) than PTFE or Tefzel® tubing.
- Use with PEEK fingertight or flangeless fittings.
- Use tubing ≤ 0.007" to 7,000 psi; tubing ≥ 0.010" ID to 5,000 psi.

Description	OD	ID	Length	Color Code	qty.	cat.#
PEEK Tubing	1/16"	0.0025"	1 m	pink dash stripe	3-pk.	25320
PEEK Tubing	1/16"	0.005"	3 m	red stripe	ea.	25065
PEEK Tubing	1/16"	0.007"	3 m	yellow stripe	ea.	25066
PEEK Tubing	1/16"	0.010"	3 m	blue stripe	ea.	25067
PEEK Tubing	1/16"	0.020"	3 m	orange stripe	ea.	25068

### Clean-Cut Tubing Cutter

- Burr-free, perpendicular cuts that will not distort the tubing OD or close the ID.
- Use on PEEK, PTFE, Tefzel®, and other polymeric tubing.



25069

Description	qty.	cat.#
Clean-Cut Tubing Cutter	ea.	25069
Replacement Blade for Clean-Cut Cutter	ea.	25070

### Tubing Clip

Securely holds 1/16-inch or 1/8-inch tubing in beaker, flask, or bottle up to 4 mm thick.



25310

Description	qty.	cat.#
Tubing Clip	5-pk.	25310



25308



25309

### PEEK Tubing Elbows

Tubing Elbows (90° and 180°) are ideal for routing 1/16-inch PEEK tubing through your system. Simply snap the tubing into the elbow. Prevent pinching of PEEK tubing, which can cause high pressure.

Description	qty.	cat.#
PEEK Tubing Elbow, 90°	5-pk.	25308
PEEK Tubing Elbow, 180°	5-pk.	25309





25336



25328

**QuickSplit Post-Column Flow Splitters**

Fluid resistor technology eliminates adjustments to capillary tubing for optimizing split ratio. Wide range of interchangeable resistors available.

Fixed Flow Splitters for HPLC & LC-MS

- Split ratio not affected by changes in viscosity or pressure.
- High operating pressure limit: 10,000 psi (68,948 kPa).
- Low dead volume—negligible effect on analyte bandwidth.
- Total flow: 0.1–5.0 mL/min.

Adjustable Flow Splitter

- Adjustable metering valve gives convenient control of split ratio.
- Split ratio not affected by changes in viscosity or pressure.
- High operating pressure limit: 5,000 psi (34,474 kPa).
- Low dead volume—negligible effect on analyte bandwidth.
- Total flow: 0.1–5.0 mL/min.

Description	Split Ratio	qty.	cat.#
Binary Fixed, Post Column	100:1	ea.	25326
	50:1	ea.	25327
	20:1	ea.	25328
	10:1	ea.	25329
	5:1	ea.	25330
Replacement Fixed Resistor Set, Post Column	100:1	ea.	25331
	50:1	ea.	25332
	20:1	ea.	25333
	10:1	ea.	25334
	5:1	ea.	25335
Adjustable, Post Column	5:1 to 100:1	ea.	25336
	1:1 to 20:1	ea.	25337
	50:1 to 1000:1	ea.	26416
Replacement Adjustable Resistor Set, Post Column*	5:1 to 100:1	ea.	25338
	1:1 to 20:1	ea.	25339

\*QuickSplit post-column flow splitter serial number required for replacement resistor set to ensure compatibility. Every resistor is manufactured per serial number. The serial number is located on top of the splitter.



LCLocker LC Organizer



Deluxe BenchBooster Organizer



Mini pHPerch Storage Unit



LC 30-Column Storage Cabinet



Book Holders



Open Supply Bins, 13-bin unit



TopLoader Balance-Bank Storage Unit



Glove Box Dispensers

**LC Organizers\***

Description	Dimensions	qty.	cat.#
LCLocker	24 x 12 x 6"	ea.	25149
BenchBooster	24 x 7 x 12"	ea.	25150
Mini pHPerch	13 x 12 x 6"	ea.	25147
TopLoader	12 x 12 x 7"	ea.	25148
30 Column Cabinet	17 x 15 x 3"	ea.	25159
Book Holder, 0.75" ID (Small)	4 1/2 x 6 x 1 1/4"	ea.	25151
Book Holder, 1.5" ID (Large)	4 1/2 x 6 x 1 3/4"	ea.	25152
Open Supply Bin	24 x 12 x 10" (4-Bin Unit)	ea.	25153
Open Supply Bin	12 x 16 x 10.5" (5-Bin Unit)	ea.	25154
Open Supply Bin	12 x 12 x 7.5" (13-Bin Unit)	ea.	25155
Glove Box Dispenser	5 1/8 x 11 x 4 1/8" (Single)	ea.	25156
Glove Box Dispenser	10 1/8 x 11 x 4 1/4" (Double)	ea.	25157
Glove Box Dispenser	15 1/8 x 11 x 4 1/4" (Triple)	ea.	25158

\*Please note: Accessories and supplies in photographs are not included.



25325



Easily  
remove  
broken  
fittings.

### PEEK Fitting Extractor

Drill into the broken fitting, then screw the extractor into the fitting and remove it easily. Eliminates the need for heat or other techniques that could damage your column.



Description	qty.	cat.#
PEEK Fitting Extractor	ea.	25325



25321

### ValvTool Wrench

The ValvTool is a time-saving device that provides easy access to many hard-to-reach Rheodyne® or Valco® valves. For 1/4-inch nuts.

Description	qty.	cat.#
ValvTool Wrench	ea.	25321

Use the flat side of the piston seal insertion tool to seat a Waters face seal.



### LC Piston Seal Insertion Tool

Simplify pump maintenance: use one end to remove your old seal, then simply slip your new seal on the other end and push it flush into position. The tool cannot mar the surrounding metal surface of the pump housing.



21356

Remove a seal



Seat a seal



Description	qty.	cat.#
LC Piston Seal Insertion Tool	ea.	21356

### Outlet Cap and Gold Seal Assembly Tool for Agilent 1050 & 1100 HPLC Systems

Easily install the gold seal into the outlet cap.



Put the outlet cap on the male part of the assembly tool.

Push the assembly tool together, then hold on to the outlet cap and pull the assembly tool apart.

Put the gold seal over the pin on the male part of the assembly tool.

Push the assembly tool together and press the gold seal in the outlet cap.

Pull the assembly tool apart and remove the assembled outlet cap and gold seal.



24989

Description	qty.	cat.#
Outlet Cap and Gold Seal Assembly Tool for Agilent 1050 & 1100 HPLC Systems	ea.	24989
Seal, Gold Disk (outlet)	ea.	25467
Outlet Cap	4-pk.	25139
Outlet Cap & Gold Seal Assembly	2-pk.	25140



25140



**Opti-Cap® GL-45 Bottle Tops**

The most economical way to helium-sparge and deliver LC mobile phases.

Opti-Cap® tops fit all standard GL-45 bottles and have two 1/8-inch holes and one 1/16-inch hole for tubing. All three openings are designed for threaded PEEK plugs.



Description	qty.	cat.#
Opti-Cap (Cap and PEEK Plug)	ea.	25300
Opti-Cap Kit (Opti-Cap, 3 meters of tubing, sparging filters)	kit	25301
Opti-Cap Kit with 1 L Bottle	kit	25302
Opti-Cap Kit with 2 L Bottle	kit	25303

**Hub-Cap 4-Liter Bottle Tops**

Hub-Cap bottle tops are a great way to neatly keep your mobile phase lines where they belong. Use them instead of plastic paraffin film, aluminum foil, or tape on your mobile phase reservoirs.



Description	qty.	cat.#
Hub-Cap (assembly of the bottle cap and plug)	kit	26541
Hub-Cap Multi-Pack	3-pk.	26542

**Hub-Cap Adapters**

Allow the use of the Opti-Cap® Top (see right—cat.# 25300) with 4-liter solvent bottles.

Description	qty.	cat.#
Hub-Cap Adapter (allows use of the Opti-Cap w/4 L solvent bottles)	ea.	26538
Hub-Cap Adapter Multi-Pack	3-pk.	26539
Hub-Cap Adapter and Opti-Cap (for use w/GL-45 solvent bottles)	kit	26540

Related Items and Replacement Parts for Hub-Cap 4-Liter Bottle Tops

Description	qty.	cat.#
Mobile Phase Sparge Filter, 2 µm	ea.	25311
Mobile Phase Sparge Filter, 10 µm	ea.	25312
PTFE Tubing, 1/8" OD x 0.094" (2.4 mm) ID x 3 m	3 m	25307
PTFE Tubing, 1/8" OD x 0.063" (1.6 mm) ID x 3 m	3 m	25306
PEEK Plug, 1/4"-28 threads	3-pk.	25319

**Opti-Cap® Adapters**

Allow the use of the Hub-Cap Top (see left—cat.# 26541) with GL-45 solvent bottles.



Description	qty.	cat.#
Opti-Cap Adapter (allows use of Hub-Cap w/GL-45 solvent bottles)	ea.	27197
Opti-Cap Adapter Multi-Pack	3-pk.	27198
Opti-Cap Adapter w/Hub-Cap	kit	26551

Related Items and Replacement Parts for Opti-Cap® GL-45 Bottle Tops

Description	qty.	cat.#
Mobile Phase Sparge Filter, 2 µm	ea.	25311
Mobile Phase Sparge Filter, 10 µm	ea.	25312
PTFE Tubing, 1/8" OD x 0.094" (2.4 mm) ID x 3 m	3 m	25307
PTFE Tubing, 1/8" OD x 0.063" (1.6 mm) ID x 3 m	3 m	25306
PEEK Plug, 1/4"-28 threads	3-pk.	25319
1 L Graduated Safety-Coated Bottle – GL-45 threads	ea.	25304
2 L Graduated Safety-Coated Bottle – GL-45 threads	ea.	25305

**Which Bottle Top Do I Need?**

**I have a 4-Liter bottle...**

- Option 1:** Hub-Cap Top (cat.# 26541)
- or
- Option 2\*:** Opti-Cap® Top (cat.# 25300) plus Hub-Cap Adapter (cat.# 26538)
- \*Also available as a kit (cat.# 26540)



**I have a GL-45 bottle...**

- Option 1:** Opti-Cap® Top (cat.# 25300)
- or
- Option 2\*:** Hub-Cap Top (cat.# 26541) plus Opti-Cap® Adapter (cat.# 27197)
- \*Also available as a kit (cat.# 26551)





Bottles not included.

### Waste Overflow Indicator for LC Systems

- Avoid messy pooling around mobile phase waste containers.
- Audible alarm instantly alerts user, preventing overflow.
- Compact, battery-operated unit.
- Available for 4-liter and GL-45 solvent bottles.

The Restek waste overflow indicator will help keep your mobile phase waste where it belongs—in the waste container! Compact, battery-operated unit fits securely on solvent bottles and accommodates two waste streams. An audible alarm is given as the solvent waste container approaches capacity, giving you time to empty or change the container. Another innovative design from Restek!

Description	qty.	cat.#
Waste Overflow Indicator for LC Systems, 4 Liter	ea.	26543
Waste Overflow Indicator for LC Systems, GL-45	ea.	26550
Replacement AA Battery for the Waste Overflow Indicator	ea.	26544
Replacement AA Batteries for the Waste Overflow Indicator	3-pk.	26545

### Reduce Solvent Waste With the Last Drop Filter

See **page 320**.



### **i** tech tip

#### Mobile Phase Additives

Mobile phase additives such as triethylamine, trifluoroacetic acid, and ion-pairing reagents can compete with sample ions, decreasing sensitivity and, in some cases, reducing sample ion intake into the MS. To obtain symmetric peaks and/or sufficient retention, use base deactivated, state-of-the-art Type B silica packings that minimize the need for additives.



26395

### Hub-Cap Filter Kit

Kit includes: bottle adapter, bottle adapter nut, filter inlet cap, grid support, vacuum hose barb, tube compression fitting, 47 mm grid, 47 mm 0.22 µm filter membrane, 47 mm 0.45 µm filter membrane, 1/4" OD x 1/8" ID ultra chemical resistant, FEP-lined Tygon® tubing (3'), 6" x 6" box with shrink-wrap insert. Includes universal threads designed for 4 L or Wheaton bottles. Use with GL-45 bottles requires Opti-Cap® adapter (sold separately).

Polypropylene Membrane Filters



Bottle not included.

### Assembles quickly and easily!



Unscrew and lift off top.



Place membrane filter on top of grid.



Reattach top.



Connect vacuum line to side port.

Description	qty.	cat.#
Hub-Cap Filter Kit for 4 L or Wheaton bottles	kit	26395
<b>Replacement Membrane Filters</b>	<b>qty.</b>	<b>cat.#</b>
Polypropylene Membrane Filters, 47 mm, 0.45 µm	100-pk.	26396
Polypropylene Membrane Filters, 47 mm, 0.22 µm	100-pk.	26397
Nylon Membrane Filters, 47 mm, 0.45 µm	100-pk.	26398
Nylon Membrane Filters, 47 mm, 0.22 µm	100-pk.	26399



**Last Drop Filter**

The flat filter element sits parallel to the bottom of the mobile phase reservoir, allowing the filter to draw 98% of the mobile phase without drawing air into the system. Conventional cylindrical mobile phase filters begin to draw air into the system when approximately 10% of the solvent remains in the reservoir. The Last Drop filter allows more analyses per batch of mobile phase and helps reduce hazardous waste. 22.1 mm OD.



25314

Description	qty.	cat.#
Last Drop Filter, 2 µm	ea.	25314
Last Drop Filter, 10 µm	ea.	25315

**UHP Pulse Dampener**

UHPLC compatible

The UHP pulse dampener provides minimal flow pulsation at system pressures up to 18,000 psi. Its low dead volume (220 µL at atmospheric pressure) reduces overall system volume for UHP applications. The UHP pulse dampener has a stainless steel fluid path.



26549

**Specifications:**

Operating Pressure:	0–18,000 psi
Pulsation Dampening:	3:1 reduction in pulsation (dependent on pump characteristics and system volume and pressure)
Fluid Path Volume:	220 µL (atmospheric pressure) +44 µL (per 1,000 psi system pressure)
Wetted Materials:	316 SS; PTFE
Dimensions:	2.5" diameter x 2.0" high

Description	qty.	cat.#
UHP Pulse Dampener	ea.	26549



25008

**Low-Pressure Slip-On Inlet Filter for Mobile Phase Reservoir**

A type 316 stainless steel tip with a Tefzel® collar seals to a corrosion-resistant type 316 stainless steel filter element. The slip-on filter easily attaches to the pump inlet line, without the use of wrenches. The universal tip accommodates standard PTFE tubing inner diameters. The cylindrical filter is standard 10 µm porosity. 1/8" OD. Fits Altex, ISCO, LDC, Varian, Waters, PerkinElmer, and other pumps.

Description	qty.	cat.#
Slip-On Inlet Filter	ea.	25008

**MiniPulse Pulse Dampener**

- Compact unit (2.5" x 1.5") can be placed almost anywhere.
- Small, 160 µL dead volume at atmospheric pressure.
- PEEK unit can withstand pressures to 5,000 psi (34,474 kPa).
- 316 stainless steel unit can withstand pressures to 6,000 psi (41,369 kPa).



25238

Improve system baseline stability while increasing the total system volume by only 160 µL. The MiniPulse pulse dampener is ideal for applications where minimizing the total system volume is critical. Stainless steel and PEEK options for a wide range of applications.

Description	qty.	cat.#
MiniPulse Pulse Dampener, Stainless Steel	ea.	25238
MiniPulse Pulse Dampener, PEEK	ea.	25239

**Mobile Phase Spurge Filters**

The spurge filter is an inexpensive way to prepare and maintain mobile phases free of dissolved gas. Filters are made from 316 stainless steel and PEEK, and they are compatible with most solvents.



25311

Description	qty.	cat.#
Mobile Phase Spurge Filter, 2 µm	ea.	25311
Mobile Phase Spurge Filter, 10 µm	ea.	25312
Mobile Phase Spurge Filter, 20 µm	ea.	25313

**Solvent Debubbler**

Bubbles in an LC system can cause check valve malfunctions and pump cavitation, seriously affecting pump performance. The debubbler removes bubbles from the fluid stream before it enters the pump.



25014

Special geometry at the base of the housing allows bubbles entrained in the inlet fluid stream to rise and be trapped in the reservoir. The gas/liquid interface is easily visible through the translucent wall of the device. Loosening the airtight cap releases the trapped gas. The debubbler is fitted with a bracket and universal connecting tips. Accepts 0.063", 0.085", and 0.125" ID tubing.

Description	qty.	cat.#
Solvent Debubbler With Bracket	ea.	25014





Polypropylene  
Membrane Filters



### Membrane Microfiltration Glassware

47 mm filtration apparatus with fritted glass support is recommended for routine filtration of corrosive liquids and removal of particles from LC solvents. The ground joint connection eliminates phthalate contamination that can occur when using silicone or neoprene stoppers. The support base has a coarse-porosity glass frit and an integral vacuum connection, located above the drip tip to prevent contamination of the vacuum line with filtrate droplets. Each apparatus includes a funnel, an anodized aluminum clamp, a 47 mm fritted glass support base, and a filtration flask.

All-Glass Microfiltration Apparatus	qty.	cat.#
300 mL Funnel, 1,000 mL Flask	ea.	KT953825-0000
500 mL Funnel, 2,000 mL Flask	ea.	KT953835-0000
1000 mL Funnel, 4,000 mL Flask	ea.	KT953845-0000
Replacement Parts for Microfiltration Apparatus	qty.	cat.#
40/35 PTFE Joint Sleeve	6-pk.	KT676001-4035
Flask Cap, 40/35 Outer Joint	ea.	KT953830-0000
Fritted Glass Support, 47 mm, 40/35 Joint	ea.	KT953826-0000
Glass Funnel, 47 mm, 100 mL	ea.	KT953761-0000
Glass Funnel, 47 mm, 300 mL	ea.	KT953751-0000
Glass Funnel, 47 mm, 500 mL	ea.	KT953771-0000
Glass Funnel, 47 mm, 1,000 mL	ea.	KT953781-0000
Flask, 1,000 mL, 40/35 Joint	ea.	KT953827-0000
Flask, 2,000 mL, 40/35 Joint	ea.	KT953828-0000
Flask, 4,000 mL, 40/35 Joint	ea.	KT953829-0000
Aluminum Clamp, 47 mm	ea.	KT953753-0000
Membrane Filters	qty.	cat.#
Polypropylene Membrane Filters, 47 mm, 0.45 µm	100-pk.	26396
Polypropylene Membrane Filters, 47 mm, 0.22 µm	100-pk.	26397
Nylon Membrane Filters, 47 mm, 0.45 µm	100-pk.	26398
Nylon Membrane Filters, 47 mm, 0.22 µm	100-pk.	26399

### Mixers

- Reduced baseline noise.
- Increased sensitivity.
- Improved gradient accuracy for more reproducible results.
- Increased reaction efficiency in post-column derivatization.

An efficient cross-flow shearing mechanism and interchangeable cartridges produce vortex shear mixing over a wide range of flows.

### HyperShear Static In-Line Mixers

Stainless steel or PEEK.



25342

Volume	Stainless Steel		PEEK	
	qty.	cat.#	qty.	cat.#
1 µL	ea.	26409	ea.	26410
25 µL	ea.	26411	ea.	26412
50 µL	ea.	25341	ea.	26413
150 µL	ea.	25342	ea.	26414
250 µL	ea.	25343	ea.	26415

### Ternary Tee Mixer

Stainless steel.



25138

Description	Volume	qty.	cat.#
Ternary Tee Mixer	25 µL	ea.	25138



### Mobile Phase Degasser

Dissolved oxygen can cause flow rate instability and increased baseline noise. Also, it has a quenching effect on fluorescence detection and increases the background of UV detectors. Dissolved gases can out-gas in the LC system, forming bubbles in check valves, at connections, or in detector flow cells.

In-line vacuum degassing is more effective at removing dissolved gas from mobile phases than sonication or helium sparging. In-line degassers work by withdrawing gas across a gas-permeable membrane encased in a sealed chamber. Traditionally, the membrane has been made of PTFE tubing, but the Degasys Ultimate Degasser uses tubing composed of an amorphous fluo-ropolymer (AF) that is 200 to 300 times more gas permeable than PTFE. This translates into the ability to use shorter tubing for removing dissolved gas. This new material also has better tubular burst strength than PTFE. To prevent cross contamination, each channel on this Degasys unit is individually encased within its own vacuum chamber.

**Specifications:**

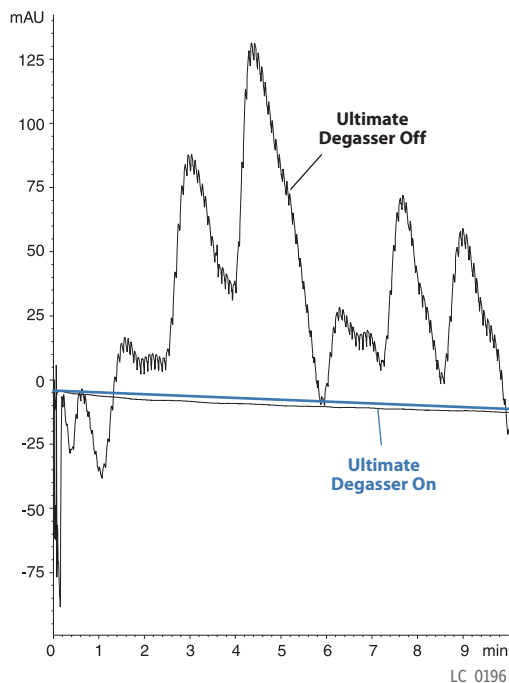
Residual Oxygen <sup>1</sup>	0.9 ppm	Wetted Parts	AF, PTFE, ETFE, PPS
Pressure Loss <sup>1</sup>	0.24 psi (1.65 kPa)	Max Flow Rate	7 mL/min/channel
Internal Volume	500 µL		

<sup>1</sup> At a flow rate of 1 mL/min

Description	Voltage	qty.	cat.#
Mobile Phase Degasser (4 Channel, 7 mL/min/channel)	110V	ea.	25189
Mobile Phase Degasser (4 Channel, 7 mL/min/channel)	220V	ea.	25194

To prevent system damage, do not use the Degasys system with solutions containing TFA at concentrations greater than 5%.

### Degasys Ultimate Degasser provides highly stable baselines



Mobile Phase: Water:methanol  
50:50  
Flow: 1.0 mL/min  
Detector: UV @ 210 nm

LC\_0196



### Sidewinder LC Column Heater

- Easy to set up!
- Operation range: 5 °C above ambient to 85 °C, ±1 °C.
- Lightweight, compact design fits in small spaces.
- Column holder can be placed in any orientation.
- Achieve optimum performance and efficiency when used in conjunction with a mobile phase pre-heater.

This unique design completely encloses any LC analytical column up to 25 cm in length. Two lengths of heater jackets are available: the short column holder accommodates columns up to 10 cm in length, while the long column holder holds columns up to 25 cm in length. The control module provides optimum heating performance, accuracy to within 1 °C, and stability to within 0.1 °C. The new Sidewinder controller has fast 10 Hz sampling for improved responsiveness. Power requirements: 24 V control unit for maximum stability. RS232 control allows external programming.

Description	Length	qty.	cat.#
Temperature Control Module and Column Holder	Long (25 cm)	ea.	26516
Temperature Control Module and Column Holder	Short (10 cm)	ea.	26517

All Sidewinder temperature control products carry the globally recognized CE mark. Each unit meets the demanding electromagnetic emission standards of the new European Union Directives, United States standards, and Canadian standards.

### Sidewinder LC Heater/Cooler Temperature Control Module and Column Holder

- Operation range: 5–55 °C, ±0.2 °C.
- Ability to program multiple temperature points.
- Accommodates columns up to 30 cm in length and 7.8 mm ID.
- Compact design.
- Achieve optimum performance and efficiency when used in conjunction with a mobile phase pre-heater.

The Sidewinder heater/cooler unit has a doubly insulated cover to maintain the programmed temperature to within 0.2 °C. The 24 V control unit provides maximum stability and rapid equilibration times. RS232 control allows external programming.

Description	qty.	cat.#
Sidewinder Heater/Cooler Temperature Control Module and Column Holder	ea.	26518

All Sidewinder temperature control products carry the globally recognized CE mark. Each unit meets the demanding electromagnetic emission standards of the new European Union Directives, United States standards, and Canadian standards.



**In-Line Check Valves**

- Self-priming cartridge valve restricts flow to one direction.
- Prevents fluids from backflowing into column after a pump failure.
- Low flow resistance and low internal volume for rapid closure.
- Operates independently of gravity.
- Protected from contamination by 1/4" diameter 2 µm frit.
- Crush-proof construction.

Description	Max Pressure	qty.	cat.#
Check Valve, Soft Seat, for HPLC, 1/16" Fittings, 1/4-28, Stainless Steel, Includes Nuts and Ferrules	15,000 psi	ea.	26405
Check Valve With 1/8" Ball Cartridge, 48 µL Internal Volume	15,000 psi	ea.	26417
Check Valve Replacement 1/8" Ball Cartridge, 48 µL Internal Volume	15,000 psi	ea.	26418
UHP Check Valve With 1/8" Ball Cartridge, 48 µL Internal Volume	30,000 psi	ea.	26419
UHP Check Valve Replacement 1/8" Ball Cartridge, 48 µL Internal Volume	30,000 psi	ea.	26420
Check Valve With 3/16" Ball Cartridge, 60 µL Internal Volume	15,000 psi	ea.	26421
Check Valve Replacement 3/16" Ball Cartridge, 60 µL Internal Volume	15,000 psi	ea.	26422

**Valves for HPLC**

Our valves have low internal volumes and are rated to 15,000 psi (103,421 kPa). They feature a two-piece stem assembly in which the rotating upper shank is coupled through a ball joint to a static lower stem. Only fingertight torque is required to make the seal.

Description	qty.	cat.#
Through Valve for HPLC, 1/16" Fittings, 1/4-28, Stainless Steel, Includes Nuts and Ferrules	ea.	26400
Angle Valve for HPLC, 1/16" Fittings, 1/4-28, Stainless Steel, Includes Nuts and Ferrules	ea.	26401
Bottom Vent Valve for HPLC, 1/16" Fittings, 1/4-28, Stainless Steel, Includes Nuts and Ferrules	ea.	26402
Side Vent Valve for HPLC, 1/16" Fittings, 1/4-28, Stainless Steel, Includes Nuts and Ferrules	ea.	26403
Dual-Stem Three-Way Valve for HPLC, 1/16" Fittings, 1/4-28, Stainless Steel, Includes Nuts and Ferrules	ea.	26404
Prime/Purge Valve for HPLC, 1/4-28 Flanged Seat, Stainless Steel, with Tubing and Fittings	ea.	26406
Prime/Purge Valve Repair Kit for Prime/Purge Valve (includes: soft seal (2), PTFE O-ring (2), 7/32 hex key)	kit	26407



**Backpressure Regulators**

Backpressure regulators can improve detector performance by preventing bubble formation in the detector flow cell. They also are useful in post-column reaction lines and between detectors and fraction collectors in preparatory work. Regulators are superior to more specific alternative solutions, like small-bore tubing, in which pressure varies with flow rate.

Our end-of-line and flow-through backpressure regulators are adjustable to ensure constant backpressure over a wide range of mobile phase viscosities and flow rates. The end-of-line model is available with 1/4-28 plastic flange-type fittings or high-pressure 1/16-inch compression fittings; this design adjusts from 15 to 60 psi (103 to 414 kPa). The flow-through design has 1/16-inch compression fittings and is adjustable from 7 to 75 psi (48 to 517 kPa).

Description	qty.	cat.#
Backpressure Regulator: end-of-line, 1/16-inch OD tubing, flanged	ea.	25017
Backpressure Regulator: end-of-line, high-pressure seat	ea.	25018
Backpressure Regulator: flow-through, 5 µL internal volume	ea.	25020

### Parker Balston® Nitrogen Gas Generators for LC-MS

- Turn compressed air into ultra-pure nitrogen (up to 99.5%).
- Flows from 1 to 44 L/min.
- Models N2-04, N2-14, N2-22, and N2-35 require no electricity.
- Safe, reliable, low maintenance.
- Maintenance kits include replacement filters.



Specifications	NitroFlow Lab	N2-04	N2-14 or N2-14A	N2-22 or N2-22A	N2-35 or N2-35A
Maximum Nitrogen Flow Rate:	32 L/min	8 L/min	36 L/min max. flow	N2-22: 44 L/min N2-22A: 29 L/min	44 L/min
Nitrogen Purity:	99.50%	99%	95.0%–99.5%	99%	99%
Min/Max Inlet Pressure:	N/A	60 psig/145 psig	60 psig/145 psig	60 psig/145 psig	60 psig/145 psig
Electrical Requirements:	120 VAC/60 Hz	None	N2-14: None N2-14A: 120 VAC/ 60Hz	N2-22: None N2-22A: 120 VAC/60 Hz	N2-35: None N2-35A: 120 VAC/60 Hz
Dimensions:	27.6" h x 35.4" w x 12.2" d (70 cm x 90 cm x 31 cm)	11" h x 13" w x 16" d (27 cm x 34 cm x 41 cm)	50" h x 16" w x 16" d (127 cm x 41 cm x 41 cm)	50" h x 16" w x 16" d (127 cm x 41 cm x 41 cm)	50" h x 16" w x 16" d (127 cm x 41 cm x 41 cm)
Shipping Weight:	205 lb (93 kg)	43 lb (20 kg)	N2-14: 75 lb (34 kg) N2-14A: 80 lb (36 kg)	N2-22: 101 lb (46 kg) N2-22A: 106 lb (48 kg)	N2-35: 115 lb (52 kg) N2-35A: 119 lb (54 kg)

Nitrogen Generators for LC-MS	Model #	qty.	cat.#
Nitrogen Generator for LC-MS	NitroFlow Lab Model, 32 L/min max. flow	ea.	22129
Nitrogen Generator for LC-MS	N2-04 Model for ELSD, 8 L/min max. flow	ea.	22130
Nitrogen Generator for LC-MS	N2-14 (general purpose) 36 L/min max. flow	ea.	20677
Nitrogen Generator for LC-MS	N2-14 with European Power Cord	ea.	20677-551
Nitrogen Generator for LC-MS	N2-14A (general purpose w/oxygen analyzer) 36 L/min max. flow	ea.	21652
Nitrogen Generator for LC-MS	N2-22 Model, 44 L/min max. flow	ea.	22131
Nitrogen Generator for LC-MS	N2-22A Model, 29 L/min max. flow	ea.	22132
Nitrogen Generator for LC-MS	N2-35 Model, 44 L/min max. flow	ea.	22133
Nitrogen Generator for LC-MS	N2-35A Model, 44 L/min max. flow	ea.	22134
Maintenance Kits	Model #	qty.	cat.#
Maintenance Kit	for N2-14, N2-14A, 75-72, 75-72ONA	kit	21648
Maintenance Kit With Carbon Filter	for N2-14, N2-14A, 75-72, 75-72ONA	ea.	22135



International power cords are available. Contact Customer Service or your Restek representative to order.

### Restek Super-Clean Gas Trapping System for LC-MS

A Super-Clean quick-change cartridge system efficiently removes hydrocarbons from nitrogen!

- Changing filters is quick and easy.
- Up to 20 L of hydrocarbon-free nitrogen per minute.
- Filters connected in parallel to handle high flows for LC-MS.

The Super-Clean Gas Trapping System purifies nitrogen and is ideal for use in LC-MS systems. The two-position base plate (installed in the gas line) allows cartridges to be exchanged without introducing impurities into the system. Spring-loaded check valves seal when a cartridge is removed and open only when a new cartridge has been locked in place. There is no need for loosening and tightening fittings every time you change cartridges, and your system cannot become contaminated during the changing process.

To meet the high flow needs of the LC-MS system, the activated charcoal-filled cartridges are positioned and connected in parallel. The incoming gas stream is split equally between the cartridges, and the two streams are rejoined after purification but before the gas exits the base plate. This approach allows longer contact between the nitrogen and the adsorbent, ensuring higher gas purity and eliminating a potential source of contaminants to your analyses.

A handy date wheel, included with the system, indicates the cartridge installation date and the recommended replacement date.

Description	qty.	cat.#
Super-Clean Gas-Trapping System (2-position base plate, 2 charcoal filters)	ea.	22062
Replacement Hydrocarbon (Charcoal) Filters	2-pk.	22061
Particle Drop-In Filter, 0.5 µm	2-pk.	22367



Super-Clean gas filters provide high-purity outlet gas	
Type of filter:	Hydrocarbon (charcoal)
Max. Flow:	20 L/min
Outlet Gas Quality %:	99.9999%
Maximum Pressure:	11 bar/159 psi
Estimated Lifetime:	3 to 6 months





22292

### Syringe for Hitachi LC Autosamplers

Volume	SGE		Restek cat.#
	Model	cat.#	
500 µL, M10 X1 Thread	500C-HITACH1	007660	ea. 22292



22297

### Syringes for PerkinElmer LC Autosamplers

Volume	SGE		Restek cat.#
	Model	cat.#	
100 µL, 1/4-28 UNF Thread	100D-CX-GT	005990	ea. 22296
250 µL, 1/4-28 UNF Thread	250D-CX-GT	006995	ea. 22297
500 µL, 1/4-28 UNF Thread	500D-CX-GT	007995	ea. 22298
1 mL, 1/4-28 UNF Thread	1MD-C-GT	008185	ea. 22299

### Syringe for Waters WISP LC Autosamplers

PTFE-tipped plungers

Hamilton



24528

Volume	Hamilton		Restek cat.#
	Model	cat.#	
25 µL, 1/4-28 UNF Thread	1702	80020	ea. 24528
250 µL, 1/4-28 UNF Thread	1725	80024	ea. 24529



22294

Volume	SGE		Restek cat.#
	Model	cat.#	
25 µL, 1/4-28 UNF Thread	25D-WISP	003990	ea. 22293
250 µL, 1/4-28 UNF Thread	250D-WISP	006690	ea. 22294

### Syringes for CTC LC Autosamplers

Hamilton



22746

Volume	Needle Term.	Needle Gauge	Needle Length	Point Style	Hamilton		Restek cat.#
					Model	cat.#	
10 µL	N	22s	2"/51 mm	3	701N	203073	ea. 22743
25 µL	N	22s	2"/51 mm	3	1702N	203075	ea. 22744
100 µL	N	22s	2"/51 mm	3	1710N Slim Line*	203077	ea. 22745
100 µL	N	22	2"/51 mm	3	1710N	203235	ea. 22746
250 µL	N	22	2"/51 mm	3	1725N	203079	ea. 22747
500 µL	N	22	2"/51 mm	3	1750N	203349	ea. 22748

\*Barrel OD = 6.7 mm; all other 25 µL and 100 µL syringes have a 7.9 mm barrel OD.

SGE



22737

Volume	Needle Term.	Needle Gauge	Needle Length	Point Style	SGE		Restek cat.#
					Model	cat.#	
10 µL	F	22s	2"/51 mm	LC	10F-CTC-LC	002710	ea. 22737
100 µL*	R	22s	2"/51 mm	LC	100R-C/T-GT-LC	005330	ea. 22741
500 µL*	F	22s	2"/51 mm	LC	500F-CTC-GT-LC(0.41)	007720	ea. 22742

\*Gas-tight syringe.

#### Guide to Needle Termination Codes

##### Hamilton:

(N) Cemented Needle

##### SGE:

(F) Fixed Needle

(R) Removable Needle

**Economical Microliter Liquid-Type Syringes** for Rheodyne® & Valco® Valves

- Cemented/fixed needles.
- Plungers and barrels are not interchangeable or replaceable.

Hamilton

Volume	Needle Gauge	Needle Length	Point Style	Hamilton Model	Hamilton cat.#	qty.	Restek cat.#
10 µL	22s	2"	3	701	80365	ea.	21250
25 µL	22s	2"	3	702	80465	ea.	21251
50 µL	22s	2"	3	705	80565	ea.	21252
100 µL	22s	2"	3	710	80665	ea.	21253
250 µL	22s	2"	3	725	80765	ea.	21254



SGE

Volume	Needle Gauge	Needle Length	Point Style	SGE Model	SGE cat.#	qty.	Restek cat.#
10 µL	22	2"	3	10F-LC	002301	ea.	24860
25 µL	22	2"	3	25F-LC	003300	ea.	24861
50 µL	22	2"	3	50F-LC	004300	ea.	24862
100 µL	22	2"	3	100F-LC	005300	ea.	24863
250 µL	22	2"	3	250F-LC	006300	ea.	24864
500 µL	22	2"	3	500F-LC	007300	ea.	24865



**Gas-Tight Syringes** for Rheodyne® & Valco® Valves

- PTFE-tipped plungers.
- Removable needles.
- Replaceable syringe barrels, plungers, and plunger tips.

Hamilton

Volume	Needle Gauge	Needle Length	Point Style	Hamilton Model	Hamilton cat.#	qty.	Restek cat.#
10 µL	26s	2"/51 mm	3	1701	80065	ea.	21260
25 µL	22s	2"/51 mm	3	1702	80265	ea.	21261
50 µL	22s	2"/51 mm	3	1705	80965	ea.	21262
100 µL	22s	2"/51 mm	3	1710	81065	ea.	21263
250 µL	22s	2"/51 mm	3	1725	81165	ea.	21264



SGE

Volume	Needle Gauge	Needle Length	Point Style	SGE Model	SGE cat.#	qty.	Restek cat.#
10 µL	22	2"	3	10R-GT-LC	002313	ea.	24866
25 µL	22	2"	3	25R-GT-LC	003312	ea.	24867
50 µL	22	2"	3	50R-GT-LC	004312	ea.	24868
100 µL	22	2"	3	100R-GT-LC	005312	ea.	24869
250 µL	22	2"	3	250R-GT-LC	006312	ea.	24870
500 µL	22	2"	3	500R-GT-LC	007312	ea.	24871



**Replacement Needles** for Gas-Tight Syringes for Rheodyne® & Valco® Valves

Hamilton

Syringe Volume	Needle Gauge	Needle Length	Point Style	Hamilton cat.#	qty.	Restek cat.#
5-100 µL	22s	2"	3	7770-01	6-pk.	24941
250 µL-10 mL	22	2"	3	7780-04	6-pk.	24945



SGE

Syringe Volume	Needle Gauge	Needle Length	Point Style	SGE cat.#	qty.	Restek cat.#
10 µL	22	2"	3	037250	5-pk.	24808
25-500 µL	22	2"	3	038250	5-pk.	24809



**Syringes** for Waters U6K Valves

- Reinforced plungers.
- Removable needles.
- Replaceable plunger/barrel assemblies.
- Barrel stop prevents plunger blowout.



21257

Hamilton

Volume	Needle Gauge	Needle Length	Point Style	Hamilton		qty.	Restek cat.#
				Model	cat.#		
10 µL	25s	1.97"	3	801	84815	ea.	21255
25 µL	25s	1.97"	3	802	84816	ea.	21256
50 µL	25s	1.97"	3	805	84817	ea.	21257
100 µL	25s	1.97"	3	810	84818	ea.	21258
250 µL	25s	1.97"	3	825	84819	ea.	21259

**Replacement Needles** for Syringes for Waters U6K Valves

Hamilton



21270

Syringe Volume	Needle Gauge	Needle Length	Point Style	Hamilton cat.#	qty.	Restek cat.#
10–100 µL	25s	1.97"	3	8647-01	6-pk.	21270
250 µL–10 mL	25s	1.97"	3	8648-01	6-pk.	21271

**Priming Syringe** for Waters 6000, 6000A, 501, 510, 590, 610, and 610E HPLC Pumps

- Designed for maximum safety with metal flange and luer-lock hub.
- PTFE-tipped plunger.



21265

Hamilton

Volume	Model	Hamilton		Pressure Tested to	qty.	Restek cat.#
		cat.#				
10 mL	1010W	81610		700 psig	ea.	21265



24759

SGE

Volume	Model	SGE		Pressure Tested to	qty.	Restek cat.#
		cat.#				
10 mL	10MDR-LL-GT	008960		100 psig	ea.	24759

\*Needles sold separately.



Patent No. 7,790,117

**Thomson SINGLE StEP™ Filter Vials**

- Fast and easy to use—only hand depression force is required.
- Compatible with both UHPLC and standard HPLC autosamplers.
- Pre-slit caps are color coded for easy identification of membrane and porosity.
- Low dead volume unit contains rugged polypropylene insert with 450 µL loading capacity.

See **page 387**.

[www.restek.com/singlestep](http://www.restek.com/singlestep)

### Restek Pack in a Box Kit

Restek's Pack in a Box Kit is a complete column-packing system. Everything you need to pack your own analytical HPLC columns is included: pump, 20 mL reservoir, column hardware (two, 150 x 4.6 mm), and system control software (computer not included). Detailed packing instructions and a DVD also are included. The packing pump is electric, so no pressurized air is required. AC input requirement: 85–265 VAC. 10,000 psi maximum pressure.



Description	qty.	cat.#
Pack in a Box Kit	kit	26408

### Bio-Safe Column System (PEEK)

- Completely biocompatible.
- 100% metal free.
- Stable to 8,000 psi.

Bio-Safe columns are biocompatible and precision-machined from virgin PEEK (polyetheretherketone), a strong, inert polymer material.

#### Product Specs

- 4.6 mm ID x 30 mm length column with end fittings.
- 2.0 µm frits.

Description	qty.	cat.#
Bio-Safe Column System, PEEK, 4.6 mm x 30 mm, 2.0 µm	ea.	26546



### HPLC Column Tubing

Restek tubing is manufactured from fine, chromatographic-grade 316 stainless steel. It is corrosion resistant, ultrasonically cleaned, and passivated. We polish the tubing and promise a burr-free cut. You can use this tubing immediately—there is no need for additional treatment.



Length	2.1 mm ID	3.2 mm ID	4.6 mm ID
	cat.#	cat.#	cat.#
<b>1/4" OD Tubing</b>			
30 mm	25100	25106	25112
50 mm	25101	25107	25113
100 mm	25102	25108	25114
150 mm	25103	25109	25115
200 mm	25104	25110	25116
250 mm	25105	25111	25117

### Empty Chromatography Columns

- 316 stainless steel tubing complete with end-fittings, frits, nuts, and ferrules.
- Preassembled prior to shipment, unless otherwise requested.
- Internal 1/16-inch seats are compatible with Valco® and Parker fittings.



Length	2.1 mm ID	3.2 mm ID	4.6 mm ID
	cat.#	cat.#	cat.#
<b>1/4" OD Tubing</b>			
30 mm	25118	25124	25130
50 mm	25119	25125	25131
100 mm	25120	25126	25132
150 mm	25121	25127	25133
200 mm	25122	25128	25134
250 mm	25123	25129	25135

### Column End-Fittings

- Fittings with distribution cone are intended for use on 3.0–4.6 mm ID HPLC columns.
- Fittings with flat bottom are intended for use on 1.0–3.0 mm ID HPLC columns.

1/4-inch compression end-fittings are compatible with 1/16-inch connecting tubing using Valco® and Parker fittings.



Description	qty.	cat.#
Column End-Fitting with Distribution Cone	ea.	25077
Column End-Fitting with Flat Bottom	ea.	25078

### 1/4-Inch HPLC Frits

We manufacture our frits from fine, chromatographic-grade 316 stainless steel, and we offer sizes to fit most column and pore sizes. To choose the correct frit, check its pore size compatibility with the particle size of the packing in the column. If the packing has a smaller particle size than the pore size of the frit, the packing can clog the frit.



Packing particle size:	Use this pore size:
3–4 µm:	0.5 µm
5–20 µm:	2.0 µm

ID	Pore Size	qty.	cat.#
4.6 mm	2.0 µm	10-pk.	25071
4.6 mm	0.5 µm	10-pk.	25072
3.2 mm	2.0 µm	10-pk.	25073
3.2 mm	0.5 µm	10-pk.	25074
2.1 mm	2.0 µm	10-pk.	25075
2.1 mm	0.5 µm	10-pk.	25076






# Vials & Syringes

## Vials

Septum Selection Guide.....	332
Instrument Reference Chart.....	333
Vial Size Quick Reference Chart.....	334–335
Microsampling Vials & Inserts .....	336–337
Crimp-Top Vials.....	338–339
Certified Vials .....	340
Screw-Thread Vials.....	340–342
WISP Vials.....	343
Headspace Vials .....	344
Versa Vials.....	345
VOA Sampling Vials .....	345
Filter Vials, Sampling Valves for Vials .....	346
Crimpers & Decappers.....	347

## Syringes

Syringe Overview .....	348–349
Plastic Syringes.....	349
Autosampler Syringes .....	350–360
For Agilent.....	350–353
For Bruker/Varian.....	354
For CTC.....	355–356
For PerkinElmer .....	357
For Shimadzu .....	358
For Thermo Scientific .....	359–360
Manual Syringes.....	361–362
Micro-Volume Syringes.....	363
Gas-Tight Syringes .....	364–368
Jumbo Syringes.....	369
LC Syringes.....	370–371



# Vials

Septum Selection Guide.....	332
Instrument Reference Chart.....	333
Vial Size Quick Reference Chart.....	334–335
Microsampling Vials & Inserts .....	336–337
Crimp-Top Vials.....	338–339
Certified Vials .....	340
Screw-Thread Vials.....	340–342
WISP Vials.....	343
Headspace Vials .....	344
Versa Vials.....	345
VOA Sampling Vials .....	345
Filter Vials, Sampling Valves for Vials .....	346
Crimpers & Decappers.....	347



## Siltek® Coated Vials

For a highly inert surface, we recommend Siltek® deactivation for your vials.

- Maximizes inertness, minimizes sample breakdown—ideal for difficult matrices and reactive compounds.
- Inert over a wide sample pH range.
- Low bleed.
- Thermally stable.

Siltek® deactivation produces a highly inert glass surface that features high temperature stability, extreme durability, and low bleed. Try Siltek® deactivated vials for better recovery of sample analytes.

For Siltek® vials, add the corresponding suffix number to the vial catalog number.

Qty.	Siltek Deactivation	
100-pk.	-222	addl. cost
1,000-pk.	-223	addl. cost

## Septum Selection Guide

Materials	Compatibility	Incompatibility	Resealability	Max. Temp.
Red Rubber (synthetic)	acetone, alcohols, DMF, DMSO, ether	ACN, benzene, chloroform, heptane, hexane, pyridine, THF, toluene	very good	90 °C
PTFE/Natural Rubber	PTFE: resistance until punctured Rubber: acetone, ACN, alcohols, diethylamine, DMF, DMSO, phenol	aromatics, carbon disulfide, chlorinated solvents, hydrocarbon solvents	very good	90 °C
PTFE/Silicone PTFE/Silicone/PTFE	PTFE: resistance until punctured Silicone: acetone, alcohols, DMF, DMSO, ether	ACN, benzene, chloroform, heptane, hexane, pyridine, THF, toluene	very good	205 °C
Polyethylene	Good resistance to solvents and weak acids or bases. Unreactive with most chemicals, but some solvents cause softening or swelling.	hydrocarbon solvents	one-time use	175 °C
Gray Chlorobutyl	acids or bases, water solutions, buffer solutions, oxygenated solvents, vegetable oils	aliphatic or aromatic hydrocarbons, halogenated solvents, mineral oils, strong acids	very good	100 °C

Abbreviations: ACN = acetonitrile, DMF = dimethylformamide, DMSO = dimethylsulfoxide, THF = tetrahydrofuran

NOTE: This chemical resistance chart is intended only as a guideline. It does not cover all compounds or all solvents. Tests were done at room temperature on pure, single solvents, and there is no data on solvent combinations. Always confirm the compatibility of your vial, closure, and chemical combination prior to sample preparations.

Manufacturer	Instrument/Model #	11 mm Crimp-Top	9 mm Short Cap Screw-Thread	Headspace	8 mm Screw-Thread	10 mm Screw-Thread	4 mL WISP 48 Style	1 mL WISP 96 Style
A.I.M.	CPS-100, 200	x			x			
A.I.	42 Vial Tray	x						
A.I.	Headspace (HS: 10, 20 mL)			x				
Agilent	1042, 1050, 1080, 1082, 1084, 1090, 1100, 5890, 6850, 6890, 7670A, 7671A, 7672, 7673A/B, 7683, 7890, 8042	x	x					
Agilent	Headspace (HS: 6, 10, 20 mL, Flat)			x				
Alcott	738	x			x	x		
Alltech	570	x			x	x		
Alltech	580 (standard tray)	x						
Altex		x				x		
AMS	42	x						
Antek	736 Unisampler, 738	x						
ASC		x			x	x		
Beckman	501, 502, 507				x	x		
Bruker	LC 51						x	
Bruker/Varian	8100/8200	x	x		x	x		
Bruker/Varian	Marathon	x	x					
Bruker/Varian	8035, 8000 Series, 8055, 8085, 3800 GC				x			
Bruker/Varian	9100/9090/9095	x			x			
Bruker/Varian	Genesis (HS: 10, 20 mL Rounded)			x				
Bruker/Varian/Rainin	Dynamax AI-IA, AI-200, Dynamax AI-3	x						
Bruker/Varian/Rainin	Dynamax AI-3AI-IA, AI-2W				x			
Carlo Erba/Fisons	42 vial tray AS 800	x						
Carlo Erba/Fisons	AS 800		x					
Carlo Erba/Fisons	AS 800, 8000				x			
Carlo Erba	HS 500, HS 800 (HS: 6, 10, 20 mL, Flat)			x				
Carnegie	CMA-250/200	x						
Chrompack	CP 9000 GC Series	x						
Cueni	Headspace (HS: 10, 20 mL)			x				
CTC	CTC A1055	x						
CTC	Headspace (HS: 20 mL, Flat)			x				
Dani	ALS 39.80, 86.80	x	x		x			
Dani	HSS 39.50, HSS 86.50 (HS: 10, 20 mL)			x				
Dani	SPT 37.50 (HS: 20 mL)			x				
Delsi		x						
Dynatech	42 vial tray	x	x		x			
Dynatech	LC2000		x					
Fisons	42 vial tray, AS800	x						
GBC		x						
Gerstel		x						
Gilson	231 XL, 232 XL, 233 XL, Aspec XL	x	x		x			
Gilson	Asted XL	x			x			
Gynkotech	Gina, others	x			x			
Hitachi	AS-2000, AS-6000	x	x					
Hitachi	S6551				x			
Hitachi	L-7200				x		x	x
Hitachi	L-7250				x		x	
IBM		x			x			
ICI	other than LC 1600	x			x			
Infochroma		x			x			

Manufacturer	Instrument/Model #	11 mm Crimp-Top	9 mm Short Cap Screw-Thread	Headspace	8 mm Screw-Thread	10 mm Screw-Thread	4 mL WISP 48 Style	1 mL WISP 96 Style
Jasco	851-AS, AS-950	x			x			
Jasco	LC800 & 900 series					x		
Kipp		x			x			
Kontron	360	x			x			
Kontron	460				x			
LDC	Marathon, Promis	x	x		x			
LDC	other than 713	x			x			
L.E.A.P. Technologies	CTC A1055	x						
L.E.A.P. Technologies	CTC A2005	x	x		x	x		
L.E.A.P. Technologies	HS 500 (HS: 10, 20 mL Rounded)			x				
Magnus Scientific		x			x			
PerkinElmer	AI-1	x	x					
PerkinElmer	Autosystem GC (HS: 10, 20 mL, Rounded)	x			x	x		
PerkinElmer	F40, F45, HS 6, HS 40 (HS: 10, 20 mL, Rounded)				x			
PerkinElmer	Integral 4000 (HS: 10, 20 mL, Rounded)	x		x				
PerkinElmer	ISS 100, LC 600 42 vial tray	x	x					
PerkinElmer	ISS 200 (HS: 6 mL)	x	x	x				
PerkinElmer	420/B, 4900	x			x			
Pharmacia LKB	2157-010	x			x			
Phillips	4247, 4710	x			x			
Phillips	LC-XP	x			x		x	
Polymer-Labs	GPC 110/210	x						
Precision Sampling	GC111, GC 311, LC 241-60	x			x			
Pye	LCXP	x						
S.G.E.	M280D	x			x			
Sedere		x			x			
Shimadzu	AOC 20i	x				x		
Shimadzu	AOC-14/1400, AOC-17				x		x	
Shimadzu	AOC-8B/9, SIL-6A, SIL-6B, -9A, -8A				x			
Shimadzu	HSS-2B (HS: 27 mL)			x				
Shimadzu	SIL-2AS						x	
Shimadzu	SIL-10A, 10Ai, 10AxL	x	x		x	x		
Siemens	AS 32, AS 200	x						
Spark Holland	SPH 125	x	x					
Spark Holland	Marathon, Promis	x	x		x			
Spark Holland	Triathlon, Midas	x			x			
Spectra-Physics	8875, 8880	x	x		x			
Talbot		x			x			
Tekmar	7000, 7000/7050 (HS: 10, 20 mL, Rounded)			x				
Thermo Scientific	TRACE GC 2000, AS2000	x	x					
TOA	ICA5450				x			
Tosca 1		x						
TosoHaas	TSK-6080, AS-8010, AS-8020	x			x		x	
Tracor	770, 771, 772	x						
TSP	8875, 8880, AS 100/1000, AS 300/3000	x			x			
Unicam	4710	x						
Unicam	4700LC				x			
Unicam	4247	x			x			
Unicam	LC-XP	x			x		x	
United Technologies		x			x			
Waters	Alliance 2690	x	x		x	x		
Waters	710, 717+						x	x
Waters	48-pos. M700						x	
Waters	96-pos. M700							x



# Vial Size Quick Reference Chart

All vials pictured are actual size, with description, Restek catalog number, and page number for quick reference.

## WISP Vials

4.0 mL Screw-Thread Step Vial



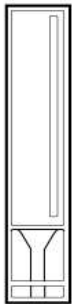
24654, 24655  
24656, 24657  
Page 343

4.0 mL Clear Crimp-Top



24658, 24659  
Page 343

700 µL Limited Volume



24680,  
24681  
Page 343


96 Style



24662, 24663,  
24664, 24665,  
24678, 24679  
Page 343


## Headspace Vials

10 mL Clear Flat Bottom




24683,  
24684  
Page 344

10 mL Clear Rounded Bottom




21164,  
21165  
Page 344

20 mL Clear Flat Bottom



24685,  
24686  
Page 344

20 mL Clear Rounded Bottom



21162,  
21163  
Page 344

All vials pictured are actual size, with description, Restek catalog number, and page number for quick reference.

### Limited Volume Inserts

250  $\mu$ L Big Mouth Insert



24516,  
21779  
Page 337

250  $\mu$ L Glass Flat Bottom



24510  
Page 337

350  $\mu$ L Glass Flat Bottom Inserts



21780,  
24517  
Page 337

w/ID Ring



24692,  
24693  
Page 337

500  $\mu$ L Glass WISP Flat Bottom



21787, 21788  
Page 337

100  $\mu$ L Glass or Polypropylene w/ Polypropylene Bottom Spring



24508, 21775  
24512  
Page 337

250  $\mu$ L Glass or Polypropylene w/ Bottom Spring



21776, 21777,  
24518  
Page 337

### 8 mm Screw-Thread Vials

2.0 mL Clear or Amber w/ White Graduated Marking Spot



24619, 24620,  
24621, 24622  
Page 341

### 9 mm Short-Cap Vials

2.0 mL Clear or Amber w/White Graduated Marking Spot



21154\*, 21155\*  
\*w/out white graduated marking spot  
21140, 21141  
21142, 21143  
Page 340

### 10 mm Screw-Thread Vials

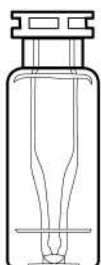
2.0 mL Big Mouth Step Clear or Amber



24626, 24627,  
24628, 24629  
Page 342

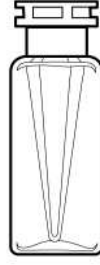
### 11 mm Crimp-Top Vials

Limited Volume 100  $\mu$ L Glass Insert, Clear Plastic Vial



24653  
Page 338

Limited Volume 100  $\mu$ L Polypropylene



24651, 24652  
Page 338

2.0 mL Snap Seal Style Clear or Amber Glass



21152, 21153, 24383, 24384, 24385, 24386  
Page 338



### Microsampling Vials and Inserts

Microsampling vials and inserts are ideal for applications where sample volume is limited because they provide maximum sample extraction and minimal sample waste. One-piece interlock vials offer less handling of vial components and reduce the chance of sample loss due to spillage. Limited-volume inserts are designed to work in 2 mL vials.



22437



22439

### Interlock Vials

Interlock limited volume vials offer the performance and convenience of a one-piece microvial for a fraction of the cost. A 300 µL insert is fused into a 12 x 32 mm clear or amber glass vial. This one-piece design reduces the potential for contamination.

Description	Type	Volume	Color	Material	100-pk.	500-pk.
Interlock Vial	9 mm Thread	300 µL	Clear	Glass	22433	22434
Interlock Vial	9 mm Thread	300 µL	Amber	Glass	22435	22436
Interlock Vial	11 mm Crimp or Snap Ring	300 µL	Clear	Glass	22437	22438
Interlock Vial	11 mm Crimp or Snap Ring	300 µL	Amber	Glass	22439	22440



21050



21051

### Micro-Vials with Screw Threads

- Two sizes available.
- Tapered for high recovery of contents.
- Work with Mininert® sampling valves.

Description	Volume	Screw Thread Size	qty.	cat.#
Micro-Vial, Open Top Cap (attached), Borosilicate Glass, w/ Graduated Marking Spot	1.0 mL	13 mm/425	12-pk.	21050
Micro-Vial, Open Top Cap (attached), Borosilicate Glass, w/ Graduated Marking Spot	3.0 mL	20 mm/400	12-pk.	21051

#### also available

Mininert® sampling valves

See page 346.



**Inserts** for 2.0 mL, 11 mm Crimp-Top & 2.0 mL, 9 mm Short-Cap, Screw-Thread Vials  
(Vials shown on pages 338 and 340.)


Description	Volume	Material	100-pk.	1,000-pk.
Big Mouth Insert w/Bottom Spring	50 µL	Glass	24513	21782
Big Mouth Insert w/Bottom Spring	250 µL	Glass	21776	21777
Big Mouth Insert w/Glass Flange (Step Design)*	250 µL	Glass	24516	21779
Insert, Flat Bottom	350 µL	Glass	21780	24517
Insert, Flat Bottom w/ID Ring	350 µL	Glass	24692	24693
Big Mouth Insert w/Bottom Spring	250 µL	Polypropylene	24518	—
Big Mouth Insert w/Bottom Spring & Graduated Markings	250 µL	Polypropylene	24518A	—
Big Mouth Insert, Top Flange	250 µL	Polypropylene	24519	—
Big Mouth Insert, No Spring	250 µL	Polypropylene	24520	—

\*Big Mouth insert w/glass flange (step design) not to be used with 9 mm screw-thread vials.



**Inserts** for 2.0 mL, 8 mm Screw-Thread Vials  
(Vials shown on page 341.)

Description	Volume	Material	100-pk.	1,000-pk.
Insert w/Polypropylene Bottom Spring	100 µL	Glass	24508	21775
Insert, Flat Bottom	250 µL	Glass	—	24510
Insert, Flat Bottom w/ID Ring	250 µL	Glass	—	24691
Insert, No Spring	100 µL	Polypropylene	24511	—
Insert w/Bottom Spring	100 µL	Polypropylene	24512	—



**Inserts** for 2.0 mL, 10 mm Big Mouth Step Design Screw-Thread Vials  
(Vials shown on page 342.)

Description	Volume	Material	100-pk.	1,000-pk.
Big Mouth Insert w/Bottom Spring	250 µL	Glass	21776	21777
Insert, Flat Bottom	350 µL	Glass	21780	24517
Insert, Flat Bottom w/ID Ring	350 µL	Glass	24692	24693
Big Mouth Insert w/Glass Flange (Step Design)	250 µL	Glass	24516	21779

Polypropylene inserts available on request (1,000-packs only).

**Inserts** for 4.0 mL WISP 48 Screw-Thread Step Vials  
(Vials shown on page 343.)

Description	Volume	Material	100-pk.	1,000-pk.
Insert for WISP 48 Vials, Flat Bottom**	500 µL	Glass	21787	21788

Polypropylene inserts available on request (1,000-packs only).

\*\*Also fit 4.0 mL Snap Seal vials. See page 343.



**Limited Volume Inserts** for Shell Vials, 1.0 mL WISP 96 Style, 8 x 40 mm  
(Vials shown on page 343.)

Description	Volume	Material	100-pk.	1,000-pk.
Big Mouth Insert w/Bottom Spring	250 µL	Glass	21776	21777

### Versa Vial™ Inserts

(Vials shown on page 345.)

Description	Volume	Material	100-pk.	1,000-pk.
Versa Vial Insert w/Glass Flange	250 µL	Glass	22707	—
Versa Vial Insert w/Flange	250 µL	Polypropylene	22709	22710
Versa Vial Insert, Flat Bottom	250 µL	Glass	22711	22712

**also available**  
Crimpers & Decappers  
See **page 347.**



## Crimp-Top Vials



24383



24385

### 2.0 mL Crimp-Top Vials, 12 x 32 mm, 11 mm

White graduated marking spots are a standard feature unless otherwise noted.

### 2.0 mL Crimp-Top Vials, 12 x 32 mm, 11 mm

Description	Color	Material	100-pk.	1,000-pk.
Vial w/White Graduated Marking Spot	Clear	Glass	24383	24384
Vial w/White Graduated Marking Spot	Amber	Glass	24385	24386
Vial without Graduated Marking Spot	Clear	Glass	21152	21153



### 2.0 mL, 11 mm Aluminum Crimp Seals with Septa

Seal Color	Septa Material	100-pk.	500-pk.	1,000-pk.
Silver	PTFE/Natural Rubber	21174	—	21175
Blue	PTFE/Red Rubber	24351	—	24352
Green	PTFE/Red Rubber	24353	—	24354
Red	PTFE/Red Rubber	24355	—	24356
Yellow	PTFE/Red Rubber	24357	—	24358
Mixed	PTFE/Rubber	—	21724	—
Silver	PTFE/Silicone	24359	—	24360
Blue	PTFE/Silicone	24361	—	24362
Green	PTFE/Silicone	24363	—	24364
Red	PTFE/Silicone	24365	—	24366
Yellow	PTFE/Silicone	24367	—	24368
Mixed	PTFE/Silicone	—	21725	—
Silver	PTFE/Silicone/PTFE	24369	—	24370



24673

### 2.0 mL Crimp Vial Convenience Kits (Vials, Caps, & Septa)

Vials packaged in a clear-lid tray. Caps with septa packaged in a plastic bag.

Description	100-pk.	1,000-pk.
Clear 2.0 mL Vial, Deactivated, Silver Seal, PTFE/Natural Rubber Septa	24671	24672
Amber 2.0 mL Vial, Deactivated, Silver Seal, PTFE/Natural Rubber Septa	24673	24674
Clear 2.0 mL Vial, Untreated, Silver Seal, PTFE/Natural Rubber Septa	21196	21197
Amber 2.0 mL Vial, Untreated, Silver Seal, PTFE/Natural Rubber Septa	21198	21199
Clear 2.0 mL Vial, Untreated, Silver Seal, PTFE/Silicone Septa	24646	24647
Amber 2.0 mL Vial, Untreated, Silver Seal, PTFE/Silicone Septa	24648	24649



24651

### 2.0 mL Crimp-Top Vial with 100 µL Insert

- Plastic vial.
- Choice of glass or polypropylene insert.

Description	100-pk.	1,000-pk.
Clear Plastic Vial w/100 µL Polypropylene Insert	24651	24652
Clear Plastic Vial w/100 µL Glass Insert	24653	—



**also available**

Limited Volume Inserts  
for 2.0 mL, 11 mm Crimp-Top Vials

See **page 337**.

## 2.0 mL, 11 mm Poly Crimp Seal Caps: Snap-on or Crimp

The Poly Crimp seal is versatile, working as either a snap-on or crimp-top cap. Simply use a standard crimping tool to secure the Poly Crimp seal onto any crimp-top vial. It's that easy!



Seal Color	Liner Material	100-pk.	400-pk.	1,000-pk.
Clear	PTFE/Butyl Rubber	24433	—	24434
Clear	PTFE/Silicone	24443	—	24444
Blue	PTFE/Silicone	24445	—	24446
Clear	PTFE/Silicone/PTFE	24453	—	24454
Blue	PTFE/Silicone/PTFE	24455	—	24456
Mixed	PTFE/Silicone/PTFE	—	21728	—



## 2.0 mL, 11 mm GC Snap Ring Cap with Septum

- Snaps on any crimp-style vial.
- Save money! Use this snap cap when you don't need to crimp.

Description	Liner/Septa Material	100-pk.	1,000-pk.
Polypropylene Snap Ring Cap w/Liner	PTFE, 10 mil	21729	21730
Polypropylene Snap Ring Cap w/Septum	PTFE/Butyl Rubber	21731	21732
Polypropylene Snap Ring Cap w/Septum	PTFE/Silicone	21733	21734



21731

## 2.0 mL Sample Vial Racks

- Racks feature alphanumeric indexing for easier vial identification.
- Racks can be stacked for efficient storage.
- Fits most 2.0 mL, 12 x 32 mm vials (vials sold separately).

Description	Capacity	qty.	cat.#	qty.	cat.#
Polypropylene Storage Rack for 12 x 32 mm Vials	50 vials, 5 x 10	ea.	22856	5-pk.	22857



22856

also available

Crimpers & Decappers

See page 347.





21140

Ideal for Agilent 7673, 7683, 7693 & other autosamplers that process 12 x 32 mm crimp-top vials.



## 2.0 mL, 9 mm Short-Cap, Screw-Thread Vials, 12 x 32 mm

Fit all 2.0 mL, 12 x 32 mm, crimp-top vial-based autosamplers.

### 2.0 mL, 9 mm Short-Cap, Screw-Thread Vials (vial only)

Description	Color	100-pk.	1,000-pk.
Short-Cap Vial w/White Graduated Marking Spot	Clear	21140	21141
Short-Cap Vial w/White Graduated Marking Spot	Amber	21142	21143
Short-Cap Vial without Graduated Marking Spot	Clear	21154	21155

### 2.0 mL, 9 mm Short-Cap, Screw-Vial Closures (Polypropylene, preassembled)

Cap Color	Liner Material	100-pk.	500-pk.	1,000-pk.
Blue	PTFE/Red Rubber	24473	—	24474
Mixed	PTFE/Red Rubber	—	24668	—
Blue	PTFE/Silicone	24485	—	24486
Green	PTFE/Silicone	24487	—	24488
Yellow	PTFE/Silicone	24493	—	24494
Mixed	PTFE/Silicone	—	24669	—
Blue	PTFE/Silicone/PTFE	24497	—	24498
Black	PTFE/Silicone/PTFE	24495	—	24496
Natural	PTFE/Silicone/PTFE	24501	—	24502
Red	PTFE/Silicone/PTFE	24503	—	24504
Yellow	PTFE/Silicone/PTFE	24505	—	24506
Mixed	PTFE/Silicone/PTFE	—	24670	—

### also available

Limited Volume Inserts  
for 2.0 mL, 9 mm Short-Cap  
Screw-Thread Vials

See **page 337**.



### also available

Mininert® sampling valves  
See **page 346**.



22788

## Certified Autosampler Vial Kits

Certified 2.0 mL Screw-Thread Vials

- Certificates enclosed with each kit.
- Vials of clear or amber borosilicate glass, with ID marking spots.
- Closures with pre-inserted septa.
- Each kit sealed for integrity.



22792

### Certification Parameters Include:

Vial Dimensions:	height, diameter, bottom thickness, neck length, thread profile, and annealing
Cap/Septum:	diameter, height, thread integrity, center flash, septa insertion, sealing/resealing test, residue by headspace GC, and extractables
Chemical Test:	HPLC Test: nonvolatile residue GC Test: volatile residue

Description	100-pk.
Assembled Clear 2.0 mL Vial w/Marking Spot, Cap, Bonded PTFE/Silicone Slit Septa	22789
Assembled Amber 2.0 mL Vial w/Marking Spot, Cap, Bonded PTFE/Silicone Slit Septa	22788
Unassembled Clear 2.0 mL Vial w/Marking Spot, Cap, Bonded PTFE/Silicone Septa	22792
Unassembled Amber 2.0 mL Vial w/Marking Spot, Cap, Bonded PTFE/Silicone Septa	22790
Unassembled Clear 2.0 mL High Recovery Vial w/Marking Spot, Cap, Bonded PTFE/Silicone Slit Septa	22793
Unassembled Amber 2.0 mL Vial w/Marking Spot, Cap, Bonded PTFE/Silicone Slit Septa	22791



## 2.0 mL Screw-Thread Vials, 12 x 32 mm, 8 mm/425 Thread

- Fit all 2.0 mL, 12 x 32 mm, screw-thread 8 mm/425 vial-based autosamplers.

### 2.0 mL, 8 mm Screw-Thread Vials (vial only)

These vials provide the most secure environment for your sample because evaporation is minimized.

Description	Volume	Color	100-pk.	1,000-pk.
Vial w/White Graduated Marking Spot	2.0 mL	Clear	24619	24620
Vial w/White Graduated Marking Spot	2.0 mL	Amber	24621	24622

### 2.0 mL, 8 mm Caps and Septa (preassembled)

Cap Color	Septa Material	100-pk.	1,000-pk.
Black	Red PTFE/Silicone, 0.065"	21149	21720
Black Top Hat	PTFE/Silicone	21721	21722

### Caps & Septa for 2.0 mL, 8 mm Screw-Thread Vials

Description	Septa Material	100-pk.	1,000-pk.
Black Polypropylene, Open-Hole Caps		21176	21177
Septa, 8 mm x 0.045"	Red PTFE/Silicone	21178	21179
Septa, 8 mm x 0.065"	Red PTFE/White Silicone	21795	21147

### 2.0 mL Autosampler Vial Convenience Kits

- Vials packaged in a clear-lid tray. Preassembled caps with septa packaged separately in a plastic bag.
- Black polypropylene open-hole caps and 8 mm red PTFE/silicone septa, 0.065".

Description	100-pk.	1,000-pk.
Clear 2.0 mL Vial, Silcote CL7-Deactivated, Black Cap, Red PTFE/Silicone Septa, 0.065"	24638	24639
Amber 2.0 mL Vial, Silcote CL7-Deactivated, Black Cap, Red PTFE/Silicone Septa, 0.065"	24640	24641
Clear 2.0 mL Vial, Untreated, Black Cap, Red PTFE/Silicone Septa, 0.065"	21192	21193
Amber 2.0 mL Vial, Untreated, Black Cap, Red PTFE/Silicone Septa, 0.065"	21194	21195

### 2.0 mL Preassembled Vial Kits

8 mm/425 Screw-Thread, Unmarked Vials, Septa, and Caps

Caps attached to vials.

Description	100-pk.	1,000-pk.
Clear 2.0 mL Vial, Black Cap, Red PTFE/Silicone Septa, 0.045"*	24630	24631
Amber 2.0 mL Vial, Black Cap, Red PTFE/Silicone Septa, 0.045"**	24632	24633
Clear 2.0 mL Vial, Black Cap, Red PTFE/Silicone Septa, 0.065"***	24634	24635
Amber 2.0 mL Vial, Black Cap, Red PTFE/Silicone Septa, 0.065"***	24636	24637

\*Best fit for Shimadzu.

\*\*Best fit for Varian.

### 2.0 mL, 8 mm Screw-Thread Vials with 100 µL Insert

- Plastic vials.
- Choice of glass or polypropylene insert.

Description	Color	100-pk.	1,000-pk.
Plastic Vial w/100 µL Polypropylene Insert	Clear	24623	24624
Plastic Vial w/100 µL Glass Insert	Clear*	24625	—

\*Amber plastic vial with clear glass insert available on request. (1,000-packs only)



24619

All vials undeactivated unless otherwise noted.



also available

Limited Volume Inserts  
for 2.0 mL, 8 mm Screw-Thread Vials

See **page 337**.



24623



24626

### 2.0 mL Big Mouth Step Design Screw-Thread Vials, 12 x 32 mm, 10 mm/425 Thread

- 40% larger opening than other vials.
- Step profile automatically centers glass flange limited volume inserts.
- Preassembled caps with septa, with or without vials.
- Designed for Waters Alliance® autosamplers.

The Big Mouth Step vial system has a larger ID than conventional vials and incorporates a neck finish that is uniquely designed to allow the insert to be precisely aligned in the center of the vial. This precise alignment provides maximum sample withdrawal and eliminates any chance of missed injections.

#### 2.0 mL Big Mouth Step Screw-Thread Vials (vial only)

Description	Volume	Color	100-pk.	1,000-pk.
Big Mouth Step Vial w/White Graduated Marking Spot	2.0 mL	Clear	24626	24627
Big Mouth Step Vial w/White Graduated Marking Spot	2.0 mL	Amber	24628	24629



24677

21148

#### Caps and Septa for 2.0 mL Big Mouth Step Vials (preassembled)

Description	Septa Material	1,000-pk.
Caps and Septa, Preassembled	PTFE/Silicone/PTFE, 0.040"	21723
Caps and Septa, Preassembled	Red PTFE/White Silicone, 0.060"	24677

#### Septa for 2.0 mL Big Mouth Step Vials

Description	Septa Material	qty.	cat.#
Septa Only	Red PTFE/White Silicone, 0.060"	1,000-pk.	21148

#### also available

Limited Volume Inserts  
for 2.0 mL, 10 mm Big Mouth Step  
Design Screw-Thread Vials

See **page 337**.



#### 2.0 mL Big Mouth Step Vial Kits w/Black Caps (preassembled)

Caps attached to vials.

Description	100-pk.	1,000-pk.
Clear 2.0 mL Vial, Black Cap, PTFE/Silicone/Red PTFE Septa, 0.040"	24675	24676
Clear 2.0 mL Vial, Black Cap, Red PTFE/Silicone Septa, 0.065"	24642	24643
Amber 2.0 mL Vial, Black Cap, Red PTFE/Silicone Septa, 0.065"	24644	24645

## 4.0 mL WISP 48 Crimp-Top 13 mm Vials, 15 x 45 mm, Snap Seal

### 4.0 mL WISP 48 Crimp-Top Vial (vial only)

Description	Volume	Color	100-pk.	1,000-pk.
WISP 48 Snap Seal Vial w/White Graduated Marking Spot	4.0 mL	Clear	24658	24659



24658

### Aluminum Seals w/Septa for 4.0 mL WISP Crimp-Top Vials

Seal Color	Septa Material	100-pk.	1,000-pk.
Silver	PTFE/Natural Rubber	21753	21754
Silver	PTFE/Silicone	21755	21756

## 4.0 mL WISP 48 Screw-Thread Step Vials, 15 x 45 mm, 13/425

### 4.0 mL WISP 48 Screw-Thread Step Vials (vials only)

Description	Volume	Material	100-pk.	1,000-pk.
WISP 48 Step Vial w/White Graduated Marking Spot	4.0 mL	Clear	24654	24655
WISP 48 Step Vial w/White Graduated Marking Spot	4.0 mL	Amber	24656	24657



24654

### 4.0 mL WISP 48 Caps and Septa

Description	Septa Material	100-pk.	1,000-pk.
WISP 48 Caps and Septa, Top Hat	PTFE/Silicone	21745	21746
WISP 48 Caps and Septa, Preassembled	Red PTFE/Silicone, 0.065"	21743	21744
WISP 48 Caps, Black Polypropylene, Open-Hole		21741	21742
Septa	Red PTFE/Silicone/PTFE, 0.040"	21751	21752
Septa	Red PTFE/Silicone, 0.060"	21749	21750

also available

Limited Volume Inserts  
for 4.0 mL WISP 48 Screw-Thread  
Step Vials and 1.0 mL WISP 96 Style  
Shell Vials

See [page 337](#).



## 1.0 mL WISP 96 Style Shell Vials, 8 x 40 mm

Available in three styles.

### 1.0 mL WISP 96 Style, 8 x 40 mm Shell Vials

Description	Volume	Color	Material	200-pk.	1,000-pk.
WISP 96 Style Vial	1.0 mL	Clear	Glass	24662	24663
WISP 96 Style Vial	1.0 mL	Amber	Glass	24664	24665
WISP 96 Style Vial	1.0 mL	Clear	Polypropylene	24678	24679
WISP 96 Style Vial	700 µL Limited Volume	Clear	Polypropylene	24680	24681

8mm Starburst Plugs sold separately.

### 8 mm Starburst Plugs for Shell Vials, 1.0 mL WISP 96 Style, 8 x 40 mm

Description	Color	Material	200-pk.	1,000-pk.
Starburst Snap Plugs for Shell Vials	Clear	Polyethylene	21769	21770
Starburst Snap Plugs for Shell Vials, Conical	Clear	Polyethylene	21771	21772
Starburst Snap Plugs for Shell Vials, Silicone-Lined	Clear	Polyethylene	21773	21774



24662

24664

24678



24680



21769



21773



18 mm Screw-Thread Headspace Vials



23090

23094



20 mm Headspace Crimp-Top Vials



21761



22835



22441



22443



### Headspace Screw-Thread Vials (18 mm)

Description	Volume	Color	Dimensions	100-pk.	1,000-pk.
Headspace Vial	10 mL	Clear	22 x 45 mm	23084	23085
Headspace Vial	10 mL	Amber	22 x 45 mm	23088	23089
Headspace Vial	20 mL	Clear	22 x 75 mm	23082	23083
Headspace Vial	20 mL	Amber	22 x 75 mm	23086	23087

Caps not included.

### Magnetic Screw-Thread Caps (18 mm)

Description	Septa Material	100-pk.	1,000-pk.
Magnetic Caps and Septa	PTFE/Silicone	23090	23091
Magnetic Caps and Septa	PTFE/Silicone for SPME	23092	23093
Magnetic Caps and Septa	PTFE/Red Chlorobutyl	23094	23095

### Headspace Crimp Vials (20 mm)

Description	Volume	Color	Dimensions	100-pk.	1,000-pk.
Headspace Vial	6 mL	Clear	22 x 38 mm	21166	21167
Headspace Vial, Flat Bottom	10 mL	Clear	23 x 48 mm	24683	24684
Headspace Vial, Rounded Bottom	10 mL	Clear	23 x 48 mm	21164	21165
Headspace Vial, Flat Bottom	20 mL	Clear	23 x 75 mm	24685	24686
Headspace Vial, Rounded Bottom	20 mL	Clear	23 x 75 mm	21162	21163
Headspace Vial	27 mL	Clear	30 x 60 mm	21160	21161

Vial to instrument compatibility are designated in instrument reference chart.

### Aluminum Seals w/Septa (20 mm, preassembled)

Description	Seal Color	Septa Material	100-pk.	1,000-pk.
Seals w/Septa	Silver	PTFE/Gray Butyl Rubber	21761	21762
Seals w/Septa	Silver	PTFE/Silicone	21763	21764
Pressure Release Seals w/Septa	Silver	PTFE/Gray Butyl Rubber	21765	21766
Pressure Release Seals w/Septa	Silver	PTFE/Silicone	21767	21768

### Magnetic Seals w/Septa (20 mm, preassembled)

Description	Seal Color	Septa Material	100-pk.	1,000-pk.
Magnetic Seals w/Septa, with 5 mm Hole	Gold	PTFE/Silicone	22833	22834
Magnetic Seals w/Septa, with 8 mm Hole	Gold	PTFE/Silicone	22831	22832
Magnetic Seals w/Septa, with 8 mm Hole	Gold	PTFE/Butyl	22835	22836
BiMetal Magnetic Seals w/Septa, with 8 mm Hole	Red/Silver	PTFE/Silicone	22441	22442
BiMetal Magnetic Seals w/Septa, with 8 mm Hole	Blue/Silver	PTFE/Silicone	22443	22444

5 mm hole is compatible with the following systems: Carlo Erba HS500/HS800, CTC 500, Fisons HS500/HS800, and Bruker/Varian/Chrompack 9020/25. 8 mm hole is compatible with the Combi Pal.

### 2.0 mL Versa Vials™, Glass, 12 x 32 mm

- Elongated neck allows for consistent, reliable autosampler pick up.
- 9 mm opening is ideal for sampling and pipette use.

Description	Volume	Color	Material	100-pk.	1,000-pk.
Versa Vial	2.0 mL	Clear	Glass	22701	22702
Versa Vial	2.0 mL	Amber	Glass	22697	22698
Versa Vial w/Graduated Marking Spot	2.0 mL	Clear	Glass	22703	22704
Versa Vial w/Graduated Marking Spot	2.0 mL	Amber	Glass	22699	22700



### 1.5 mL Versa Vials™, Polypropylene, 12 x 32 mm

Description	Volume	Color	Material	100-pk.	1,000-pk.
Versa Vial	1.5 mL	Clear	Polypropylene	22705	22706



also available  
Versa Vial™ Inserts  
See page 337.



### Versa Vial™ Plugs (12 mm)

Description	Color	Plug Material	100-pk.	1,000-pk.
Versa Vial Plug	Green	Polyethylene	22713	22714
Versa Vial Plug	Grey	Chlorobutyl/Siliconized	22715	22716
Versa Vial Plug	White	PTFE/Silicone	22717	22718
Versa Vial Plug	White	PTFE/Silicone Plug w/Slit*	22719	22720

\*Eliminates needle damage to plug.



### Precleaned Volatile Organic Analyte (VOA) Sampling Vials

- Container, liner, and closure cleaned, assembled, and lot traceable.
- Open top caps.
- PTFE faced 0.125" silicone septa.
- Cleaned to U.S. EPA Protocol B specifications.

Description	Volume	Color	Material	Screw-Thread Size	qty.	cat. #
Precleaned VOA Vials	20 mL	Clear	Glass	24 mm/400	72-pk.	21798
Precleaned VOA Vials	20 mL	Amber	Glass	24 mm/400	72-pk.	21799
Precleaned VOA Vials	40 mL	Clear	Glass	24 mm/400	72-pk.	21796
Precleaned VOA Vials	40 mL	Amber	Glass	24 mm/400	72-pk.	21797
Collection Vials for ASE 200	60 mL	Clear	Glass	24 mm/400	72-pk.	26121
Collection Vials for ASE 200	60 mL	Amber	Glass	24 mm/400	72-pk.	26122
Replacement Septa, 24 mm x 0.125"			PTFE-lined silicone		100-pk.	24694





# Filter Vials, Sampling Valves for Vials



Simply squeeze particulates and contaminants out of your sample!

## Thomson SINGLE StEP™ Filter Vials

Save time and reduce waste—these eco-friendly vials replace syringe filtration and eliminate the need for separate vials, caps, syringes, and filters. Remove contaminants and particulates from your LC samples with just a single squeeze!

- Fast and easy to use—only hand depression force is required.
- Compatible with both UHPLC and standard HPLC autosamplers.
- Pre-slit caps are color coded for easy identification of membrane and porosity.
- Low dead volume unit contains rugged polypropylene insert with 450 µL loading capacity.



Porosity	Color	qty.	cat.#
<b>Nylon</b>			
0.2 µm	black cap	200-pk.	23950
0.2 µm	black cap	500-pk.	23951
0.45 µm	pink cap	200-pk.	23952
0.45 µm	pink cap	500-pk.	23953
<b>PES (polyethersulfone)</b>			
0.2 µm	grey cap	200-pk.	23962
0.2 µm	grey cap	500-pk.	23963
0.45 µm	orange cap	200-pk.	23964
0.45 µm	orange cap	500-pk.	23965
<b>PTFE (polytetrafluoroethylene)</b>			
0.2 µm	green cap	200-pk.	23954
0.2 µm	green cap	500-pk.	23955
0.45 µm	blue cap	200-pk.	23956
0.45 µm	blue cap	500-pk.	23957
<b>PVDF (polyvinylidene fluoride)</b>			
0.2 µm	red cap	200-pk.	23958
0.2 µm	red cap	500-pk.	23959
0.45 µm	yellow cap	200-pk.	23960
0.45 µm	yellow cap	500-pk.	23961

Patent No. 7,790,117



## Mininert® Precision Sampling Valves for Vials

Mininert® valves are very convenient for repetitive sampling and limit content exposure to the silicon septum. Models are available for screw-cap and crimp-top vials. The crimp-top valve for 20 mm ID glassware slides into the neck of the vial. Turn the threaded flange to secure a tight fit.

Description	Type	Thread Size	qty.	cat.#
Mininert Precision Sampling Valves	Screw-Thread	13 mm/425	12-pk.	24900
Mininert Precision Sampling Valves	Screw-Thread	13 mm/425	12-pk.	24901
Mininert Precision Sampling Valves	Screw-Thread	18 mm/400	12-pk.	24902
Mininert Precision Sampling Valves	Screw-Thread	20 mm/400	12-pk.	24903
Mininert Precision Sampling Valves	Screw-Thread	24 mm/400	12-pk.	24904
Mininert Precision Sampling Valves	Crimp-Top	—	12-pk.	24905
Replacement Septa			50-pk.	24906
Septum Insertion Tool			ea.	24907

### Electronic Rechargeable Crimpers and Decappers

- Easy to use; comfortable grip.
- Hundreds of operations from one charge.
- Adjustable crimping force.
- New battery allows for faster charge cycle.
- All kits include a universal plug set for the battery charger.
- For 11 mm and 20 mm caps.
- One-year warranty.

The redesigned electronic crimpers and decappers have a rechargeable 6.4 volt battery installed. The larger battery allows for quick, powerful operation and a faster charge cycle, minimizing downtime. Charging the battery takes thirty minutes to two hours. The universal plug set includes U.S., European, UK, and Australian plug clips.

Description	Size	qty.	cat.#
Electronic Crimper	11 mm	kit	22358
Electronic Crimper	20 mm	kit	22359
Electronic Decapper	11 mm	kit	22360
Electronic Decapper	20 mm	kit	22361
Replacement Battery for Electronic Crimpers and Decappers		ea.	22362

### Easy Grip Manual Crimpers and Decappers

Our new Easy Grip crimpers and decappers feature tough, light, glass-filled plastic bodies with curved handles that improve hand comfort during use. The bottom-pull handle allows for a steadier hold than top-push handles. An easily viewed adjustment knob is located at the head of the product. The clearly shown + and – symbols, along with directional arrows, simplify adjusting the intensity of the crimp/decap needed. The knob is also designed to indicate when the crimp setting has been reached, when it fully contacts the body of the product.

Description	Size	qty.	cat.#
Crimper	11 mm	ea.	23396
Decapper	11 mm	ea.	23397
Crimper	20 mm	ea.	23398
Decapper	20 mm	ea.	23399



22358

Universal plug set for battery charger included in all kits.



Crimper

Decapper

Safer than removing caps with pliers, knives, or screwdriver blades!

# Syringes

Syringe Overview .....	348–349
Plastic Syringes .....	349
Autosampler Syringes .....	350–360
For Agilent .....	350–353
For Bruker/Varian .....	354
For CTC .....	355–356
For PerkinElmer .....	357
For Shimadzu .....	358
For Thermo Scientific .....	359–360
Manual Syringes .....	361–362
Micro-Volume Syringes .....	363
Gas-Tight Syringes .....	364–368
Jumbo Syringes .....	369
LC Syringes .....	370–371



## did you know?

Syringes and needles manufactured by Hamilton Company and SGE are intended for scientific research and laboratory use only and are not intended for human *in vivo* use.

## also available

We can supply many additional sizes. Call us if you don't see exactly what you need.

## Syringe Basics

### Needle Gauge Chart

Gauge	Nominal OD		Nominal ID	
26s	0.019 in.	0.47 mm	0.0050 in.	0.13 mm
26	0.018 in.	0.46 mm	0.0102 in.	0.26 mm
25	0.021 in.	0.51 mm	0.0102 in.	0.26 mm
23s	0.025 in.	0.64 mm	0.0060 in.	0.15 mm
23	0.025 in.	0.64 mm	0.0132 in.	0.34 mm
22s	0.028 in.	0.72 mm	0.0060 in.	0.15 mm
22	0.028 in.	0.72 mm	0.0162 in.	0.41 mm

s (after gauge) = smaller ID with thicker walls

### Guide to Needle Termination Codes

#### Hamilton:

- (N) Cemented Needle
- (RN) Removable Needle
- (ASN) Autosampler Cemented Needle
- (ASRN) Autosampler Removable Needle
- (TLL) PTFE Luer Lock
- (KH) Knurled Hub
- (LT) Luer Tip
- (LTN) Luer Tip Cemented Needle

#### SGE:

- (F) Fixed Needle
- (R) Removable Needle
- (LL) Luer Lock
- (LT) Luer Tip

### Needle Point Style

Restek offers several different point styles on syringe and needle products. Choose one based on your application.



**Point Style 2, BV:** beveled needle tip. Recommended for optimum septum penetration and prevention of septum coring.



**Point Style 3, LC:** square/blunt needle tip. For use with HPLC injection valves and for sample pipetting.



**Point Style 5, S/Hole, Bevel:** conical needle with side hole. Liquid samples are filled and dispensed through the side hole.



**Point Style H, Dome:** domed needle tip with side hole. Liquid samples are filled and dispensed through the side hole. The solid tip minimizes septum damage.



**Point Style Agilent, Cone, AS:** special conical style needle point used exclusively on syringes for autosamplers.

### Syringe Termination Types

From cemented to removable needles and from PTFE luer lock to special syringe fittings, syringe barrel terminations create the interface between a syringe and its mating connection. For your reference, we describe the most common Hamilton/SGE terminations below.



**N, Cemented Needle / F, Fixed:**  
Needle cemented into the glass syringe barrel at a point corresponding to the zero graduation mark. Not autoclavable.



**KH, Knurled Hub / R, Removable:**  
Used on 7000 series Hamilton syringes, exclusively. Knurled hub enables 6,000 psig maximum injection pressures and the attachment of a spacer for repeatable-depth injections. Autoclavable when disassembled.



**RN, Removable Needle / R, Removable:**  
Needle seats precisely to the zero graduation mark of the syringe. Allows the use of different specification needles on the same syringe barrel. Autoclavable when disassembled.



**TLL, PTFE Luer Lock / LL, Luer Lock / LT, Luer Tip:**  
Male luer taper with nickel-plated brass hub accepts and locks into place luer hub needles and connectors. Autoclavable when disassembled.

### NORM-JECT® Plastic Syringes

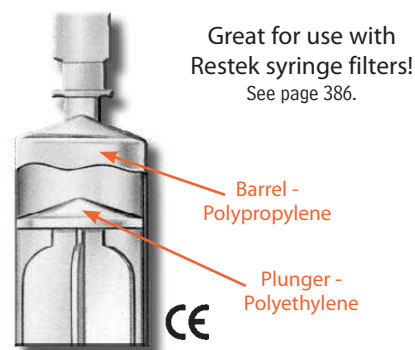
NORM-JECT® syringes are latex-free, contain no rubber, no silicone oil, styrene or DEHP, and are DNA-free. These syringes are the choice for any situation needing an inert, nonreactive syringe. Because of their composition, they are ideal for chromatography and many other laboratory procedures. They are more chemically resistant than rubber-tipped syringes and are manufactured from only laboratory grade polypropylene and polyethylene. These unique plastic syringes have a positive safety stop to prevent accidental spills. NORM-JECT® syringes are individually sterile strip packed.



Description	qty.	cat.#
1 mL Luer Slip Tuberculin <sup>1</sup>	100-pk.	22766
3 mL Luer Slip Centric Tip	100-pk.	22767
5 mL Luer Slip Centric Tip <sup>2</sup>	100-pk.	22768
10 mL Luer Slip Eccentric Tip <sup>2</sup>	100-pk.	22769
20 mL Luer Slip Eccentric Tip <sup>2</sup>	100-pk.	22770
30 mL Luer Slip Eccentric Tip	50-pk.	22771
50 mL Luer Slip Eccentric Tip <sup>2</sup>	30-pk.	22772
3 mL Luer Lock Tip	100-pk.	22773
5 mL Luer Lock Tip <sup>2</sup>	100-pk.	22774
10 mL Luer Lock Tip <sup>2</sup>	100-pk.	22775
20 mL Luer Lock Tip <sup>2</sup>	100-pk.	22776
30 mL Luer Lock Tip	50-pk.	22777
50 mL Luer Lock Tip <sup>2</sup>	30-pk.	22778

<sup>1</sup>Dose saver design with low dead space plug on the piston to minimize waste.

<sup>2</sup>The 5 mL has graduations to 6 mL, 10 mL has graduations to 12 mL, 20 mL has graduations to 24 mL, and 50 mL has graduations to 60 mL.



Great for use with Restek syringe filters!  
See page 386.



20167



24785

## Standard Microliter Syringes for Agilent 7673, 7683, 7693A, and 6850 Autosamplers

- Hamilton and SGE syringes are designed and tested to meet critical autosampler performance needs.
- Needle point styles are designed to withstand multiple, rapid injections through a septum.

### Hamilton

Volume	Needle Term.	Needle Gauge	Needle Length	Point Style	Hamilton		Restek cat.#
					Model	cat.#	
0.5 µL	ASRN	23s	1.71"	Agilent	7000.5	86276	ea. 24895
0.5 µL	ASRN	26s	1.71"	Agilent	7000.5	86274	ea. 21221
5 µL	ASRN	23s	1.71"	Agilent	75	87957	ea. 20172
5 µL	ASN	23s	1.71"	Agilent	75	87987	ea. 20168
5 µL	ASN	23s	1.71"	Agilent	75	87990	6-pk. 20170
5 µL	ASN	26s	1.71"	Agilent	75	87988	ea. 24592
5 µL	ASN	26s	1.71"	Agilent	75	87989	6-pk. 21230
5 µL	ASRN	23s-26s	1.71"	Agilent	75	87959	ea. 21223
5 µL	ASN	23s-26s	1.71"	Agilent	75	87993	ea. 24593
5 µL	ASN	23s-26s	1.71"	Agilent	75	87994	6-pk. 24594
10 µL	ASRN	23s	1.71"	Agilent	701	80357	ea. 20171
10 µL	ASN	23s	1.71"	Agilent	701	80387	ea. 20167
10 µL	ASN	23s	1.71"	Agilent	701	80390	6-pk. 20169
10 µL	ASRN	26s	1.71"	Agilent	701	80358	ea. 24597
10 µL	ASN	26s	1.71"	Agilent	701	80388	ea. 24595
10 µL	ASN	26s	1.71"	Agilent	701	80389	6-pk. 24599
10 µL	ASRN	23s-26s	1.71"	Agilent	701	80359	ea. 24598
10 µL	ASN	23s-26s	1.71"	Agilent	701	80393	ea. 24596
10 µL	ASN	23s-26s	1.71"	Agilent	701	80391	6-pk. 24600

### SGE

Volume	Needle Term.	Needle Gauge	Needle Length	Point Style	SGE		Restek cat.#
					Model	cat.#	
0.5 µL	R	23	42 mm	Cone	0.5BR-HP-0.63	000410	ea. 24791
0.5 µL	R	26	42 mm	Cone	0.5BR-HP-0.47	000400	ea. 24790
5 µL	R	23	42 mm	Cone	5R-HP-0.63	001815	ea. 24793
5 µL	F	23	42 mm	Cone	5F-HP-0.63	001810	ea. 24781
5 µL	F	23	42 mm	Cone	SK-5F-HP-0.63	001814	6-pk. 24783
5 µL	F	26	42 mm	Cone	5F-HP-0.47	001800	ea. 24780
5 µL	F	26	42 mm	Cone	SK-5F-HP-0.47	001804	6-pk. 24782
5 µL	R	23-26s	42 mm	Cone	5R-HP-0.63/0.47	001825	ea. 21211
5 µL	F	23-26s	42 mm	Cone	5F-HP-0.63/0.47	001821	ea. 21210
5 µL	F	23-26s	42 mm	Cone	SK-5F-HP-0.63/0.47	001822	6-pk. 21214
10 µL	R	23	42 mm	Cone	10R-HP-0.63	002815	ea. 24795
10 µL	F	23	42 mm	Cone	10F-HP-0.63	002810	ea. 24785
10 µL	F	23	42 mm	Cone	SK-10F-HP-0.63	002814	6-pk. 24787
10 µL	R	26	42 mm	Cone	10R-HP-0.47	002805	ea. 24794
10 µL	F	26	42 mm	Cone	10F-HP-0.47	002800	ea. 24784
10 µL	F	26	42 mm	Cone	SK-10F-HP-0.47	002804	6-pk. 24786
10 µL	R	23-26s	42 mm	Cone	10R-HP-0.63/0.47	002825	ea. 21213
10 µL	F	23-26s	42 mm	Cone	10F-HP-0.63/0.47	002821	ea. 21212
10 µL	F	23-26s	42 mm	Cone	SK-10F-HP-0.63/0.47	002822	6-pk. 21215
<b>Large Volume</b>							
25 µL	R	23	42 mm	Cone	25R-HP-0.63	003665	ea. 24798
50 µL	R	23	42 mm	Cone	50R-HP-0.63	004665	ea. 24799
100 µL	R	23	42 mm	Cone	100R-HP-0.63	005665	ea. 24800
250 µL	R	23	42 mm	Cone	250R-HP-0.63	006665	ea. 24801



## Gas-Tight PTFE-Tipped Syringes for Agilent 7673, 7683, 7693A, and 6850 Autosamplers

### Hamilton

Volume	Needle Term.	Needle Gauge	Needle Length	Point Style	Hamilton Model	cat.#	qty.	Restek cat.#
10 µL	ASN	23s	1.71"	Agilent	1701	80080	ea.	24894
10 µL	ASRN	23s	1.71"	Agilent	1701	80087	ea.	21224
10 µL	ASRN	26s	1.71"	Agilent	1701	80088	ea.	21228
10 µL	ASRN	23s-26s	1.71"	Agilent	1701	80089	ea.	21229

### SGE

Volume	Needle Term.	Needle Gauge	Needle Length	Point Style	SGE Model	cat.#	qty.	Restek cat.#
10 µL	F	23	42 mm	Cone	10F-HP-GT-0.63	002812	ea.	24789
10 µL	R	23	42 mm	Cone	10R-HP-GT-0.63	002818	ea.	24797
10 µL	R	23-26	42 mm	Cone	10R-HP-GT-0.63/0.47	002829	ea.	21220

## Replacement Needles for Agilent 7673, 7683, 7693A, and 6850 Autosampler Syringes

### Hamilton

Syringe Volume	Needle Gauge	Needle Length	Point Style	Hamilton cat.#	qty.	Restek cat.#
5-10 µL	23s	1.71"	Agilent	7786-01	6-pk.	20164
5-10 µL	26s	1.71"	Agilent	7786-02	6-pk.	20165
5-10 µL	23s-26s	1.71"	Agilent	7785-01	6-pk.	20166

### SGE

Syringe Volume	Needle Gauge	Needle Length	Point Style	SGE cat.#	qty.	Restek cat.#
0.5 µL	23	42 mm	Cone	033715	ea.	24821
0.5 µL	26	42 mm	Cone	033708	ea.	24820
5 µL	23	42 mm	Cone	036720	2-pk.	24823
10 µL	23	42 mm	Cone	037717	2-pk.	24825
10 µL	26	42 mm	Cone	037715	2-pk.	24824
25-250 µL	23	42 mm	Cone	038717	2-pk.	24826

Do not reuse PTFE washers.



24894

24789


### Guide to Needle Termination Codes

#### Hamilton:

- (N) Cemented Needle
- (RN) Removable Needle
- (ASN) Autosampler Cemented Needle
- (ASRN) Autosampler Removable Needle
- (TLL) PTFE Luer Lock
- (KH) Knurled Hub
- (LT) Luer Tip
- (LTN) Luer Tip Cemented Needle

#### SGE:

- (F) Fixed Needle
- (R) Removable Needle
- (LL) Luer Lock
- (LT) Luer Tip



### Replacement Plunger Assembly, PTFE-Tipped

for Agilent 7673, 7683, 7693A, and 6850 Autosampler Syringes

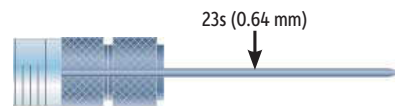
SGE

Syringe Volume	Needle Term.	SGE cat.#	qty.	Restek cat.#
10 µL	F	031808	2-pk.	21218
10 µL	R	031809	2-pk.	21284

### Needle Gauge for Agilent 7673, 7683, 7693A, and 6850 Syringes

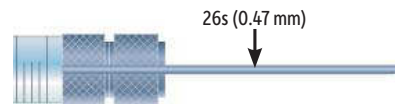
#### Single Gauge Needle (23s)

- The most popular gauge for Agilent 7673.
- Best for Merlin Microseal septum and standard septum-equipped GCs.
- Packed column injection ports.
- Split/splitless injection ports.



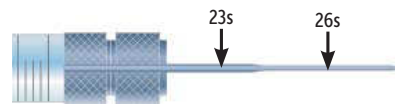
#### Single Gauge Needle (26s)

- On-column injection ports.
- Split/splitless injection ports.



#### 23s-26s—Dual Gauge (tapered)

- Durability of a 23s gauge needle.
- Ability of a 26s gauge needle to perform split/splitless and on-column injections.



### Cross-Reference for Agilent Syringes

Similar to Agilent Part #	Restek Part #	Description	Page
5181-1267	21212, 24596	10 µL Standard Syringe, Fixed Needle, 23-26 Gauge	350
5181-1273	21210, 24593	5 µL Standard Syringe, Fixed Needle, 23-26 Gauge	350
5181-3319	20166	Needle for 10 µL Standard Syringe, 23-26 Gauge	351
5181-3321	21213, 24598	10 µL Standard Syringe, Removable Needle, 23-26 Gauge	350
5181-3356	21218	Replacement PTFE-Tipped Plunger for 10 µL Fixed Needle Syringe	352
5181-3358	24919	PTFE-Tipped Plunger for 10 µL Standard Syringe, Removable Needle	365
5181-3360	21215, 24600	10 µL Standard Syringe, Fixed Needle, 23-26 Gauge (6-pk.)	350
5181-3365	21218	PTFE-Tipped Plunger for 10 µL Standard Syringe, Fixed Needle	352
5181-8809	24894, 24789	10 µL Gas-tight Syringe, Fixed Needle, 23 Gauge	351
5181-8811	20164, 24825	Needle for 10 µL Gas-tight Syringe, 23 Gauge	351
5181-8813	21224, 24797	10 µL Gas-tight Syringe, Removable Needle, 23 Gauge	351
5182-0830	24821	Needle for 0.5 µL Standard Syringe, 23 Gauge	351
5182-0832	20166	Needle for 5-10 µL Autosampler Syringe, 23-26 Gauge	351
5182-0834	20172, 24793	5 µL Standard Syringe, Removable Needle, 23 Gauge	350
5182-0835	21223, 21211	5 µL Standard Syringe, Removable Needle, 23-26 Gauge	350
5182-0875	20170, 24783	5 µL Standard Syringe, Fixed Needle, 23 Gauge (6-pk.)	350
9301-0713	20167, 24785	10 µL Standard Syringe, Fixed Needle, 23 Gauge	350
9301-0714	24595, 24784	10 µL Standard Syringe, Fixed Needle, 26 Gauge	350
9301-0725	20169, 24787	10 µL Standard Syringe, Fixed Needle, 23 Gauge (6-pk.)	350
9301-0891	24592, 24780	5 µL Standard Syringe, Fixed Needle, 26 Gauge	350
9301-0892	20168, 24781	5 µL Standard Syringe, Fixed Needle, 23 Gauge	350

### Merlin MicroShot™ Injector

- NIST traceability assures accurate injections.
- Fixed volume reduces sampling error.
- Saves time—no need to transfer to autosampler vials.
- Prevents bent syringe plungers.
- Five injection volumes available.\*

Increase the accuracy and reproducibility of manual injections with the Merlin MicroShot™ injector. This new injector is calibrated to NIST reference standards to assure accurate and traceable displacement. Precise repeated injections of the preset volume can be made using a standard autosampler syringe with less variation than when injecting by hand. The trigger mechanism provides rapid sample delivery, which reduces needle residence time in the injection port and minimizes potential sample discrimination.

The Merlin MicroShot™ injector allows convenient sampling from a wide variety of containers, so you can save time by eliminating the need to transfer aliquots into autosampler vials. The design of this unit also includes a plunger support, which protects the syringe plunger and prevents it from bending.

Fits Agilent-style (ball-end plunger) autosampler syringes with either fixed or removable, 23- or 26-gauge needles.

Description	Merlin cat.#	qty.	Restek cat.#
0.1 µL injection volume	701-01	ea.	22226
0.2 µL injection volume	701-02	ea.	22227
0.5 µL injection volume	701-05	ea.	22228
1.0 µL injection volume	701-10	ea.	22229
2.0 µL injection volume	701-20	ea.	22230

\*Syringe not included. Requires Agilent-style (ball-end plunger) autosampler syringe.



**NEW!**



22226

**Sky**<sup>®</sup>  
Inlet Liners

## True Blue Performance

Exceptionally inert, Sky<sup>®</sup> inlet liners with **state-of-the-art deactivation** improve trace level analysis.

See **page 179–184**.

[www.restek.com/sky](http://www.restek.com/sky)





## Autosampler Syringes for Bruker/Varian 8000 Series GCs

- Hamilton and SGE syringes are designed and tested to meet critical autosampler performance needs.
- Needle point styles are designed to withstand multiple, rapid injections through a septum.

### Hamilton

Volume	Needle Term.	Needle Gauge	Needle Length	Point Style	Hamilton Model	cat.#	qty.	Restek cat.#
<b>Bruker/Varian 8100/8200 Syringes</b>								
10 µL	RN	26s	1.99"	5	701 Varian	202880	ea.	24956

### SGE

Volume	Needle Term.	Needle Gauge	Needle Length	Point Style	SGE Model	cat.#	qty.	Restek cat.#
<b>Bruker/Varian 8035, 8100, &amp; 8200 Syringes</b>								
10 µL*	F	25	53 mm	S/Hole	10F-VA8X-11	002923	ea.	24851
10 µL*	R	25	53 mm	S/Hole	10R-VA8X-II	002924	ea.	24852
100 µL	R	25	53 mm	S/Hole	100R-VA8X	005921	ea.	24853

### Bruker/Varian CP 8400, CP8410 Syringes

10 µL	F	26	50 mm	Cone	10F-C/F-5/0.47C	002980	ea.	24922
10 µL	F	26	50 mm	Bevel	10F-VA8400-5/0.47	002950	ea.	21202

\*Gas-tight syringe.



## Replacement Needles

for Bruker/Varian 8000 Series Autosampler Syringes

### SGE

Syringe Volume	Needle Gauge	Needle Length	Point Style	SGE cat.#	qty.	Restek cat.#
10 µL	23	53 mm	S/Hole	037779	2-pk.	24857
10 µL*	25	53 mm	S/Hole	037780	ea.	24858
10 µL**	25	53 mm	S/Hole	037777	ea.	24854
10 µL	25	53 mm	2	037776	2-pk.	24855

\*Straight needle shaft, 0.20 mm ID needle, for use with viscous samples.

\*\*Tapered needle shaft, 0.12 mm ID needle.

## High Dynamic (HD) Headspace Syringes for CTC CombiPAL Autosamplers

- High Dynamic (HD) plunger optimized for higher throughput in the headspace technique.
- Excellent performance over a large range of temperatures and temperature gradients.
- Increased lifetime, as compared to traditional headspace syringes.
- Increased accuracy and reproducibility of headspace GC analysis.

Hamilton

Volume	Needle Term.	Needle Gauge	Needle Length	Point Style	Hamilton		qty.	Restek cat.#
					Model	cat.#		
1.0 mL	N	23	2"/51 mm	5	1001	203082	ea.	26552
2.5 mL	N	23	2"/51 mm	5	1002	203084	ea.	26553
5.0 mL	N	23	2"/51 mm	5	1005	203086	ea.	26554
1.0 mL	N	26	2"/51 mm	5	1001	203141	ea.	26555
2.5 mL	N	26	2"/51 mm	5	1002	203181	ea.	26556
5.0 mL	N	26	2"/51 mm	5	1005	203182	ea.	26557

## Replacement Plungers

for HD-Type CTC CombiPAL AS Syringes

Hamilton

Volume	Hamilton		qty.	Restek cat.#
	Model	cat.#		
1.0 mL	1001	207114	ea.	26558
2.5 mL	1002	207115	ea.	26559
5.0 mL	1005	207116	ea.	26560



26554



26560

### Guide to Needle Termination Codes

**Hamilton:**

- (N) Cemented Needle
- (RN) Removable Needle
- (ASN) Autosampler Cemented Needle
- (ASRN) Autosampler Removable Needle
- (TLL) PTFE Luer Lock
- (KH) Knurled Hub
- (LT) Luer Tip
- (LTN) Luer Tip Cemented Needle

**SGE:**

- (F) Fixed Needle
- (R) Removable Needle
- (LL) Luer Lock
- (LT) Luer Tip





## Autosampler Syringes for CTC GCs

- Hamilton and SGE syringes are designed and tested to meet critical autosampler performance needs.
- Needle point styles are designed to withstand multiple, rapid injections through a septum.

### Hamilton

Volume	Needle Term.	Needle Gauge	Needle Length	Point Style	Hamilton Model	cat.#	qty.	Restek cat.#
1.2 µL	N	26	2"/51 mm	AS	7701.2N	203185	ea.	22755
5 µL	N	26s	2"/51 mm	AS	75N	203189	ea.	22756
10 µL	N	23s	2"/51 mm	AS	701N	203361	ea.	22757
10 µL	N	23s-26s	2"/51 mm	AS	701N	203362	ea.	22758
10 µL	N	23s	2"/51 mm	2	701N	203363	ea.	22759
10 µL	N	26s	2"/51 mm	2	701N Slim Line	203072	ea.	22760
10 µL	N	26s	2"/51 mm	AS	701N	203205	ea.	22761
10 µL	N	26s	2"/51 mm	2	701N	203269	6-pk.	22762
25 µL*	N	26s	2"/51 mm	AS	1702N	203043	ea.	22763
25 µL*	N	26s	2"/51 mm	AS	1702N Slim Line**	203074	ea.	22764
100 µL*	N	26s	2"/51 mm	AS	1710N Slim Line**	203076	ea.	22765

Due to collar design, Hamilton syringes may not work with older generation LEAP autosamplers.

\*Gas-tight syringe.

\*\*Barrel OD = 6.7 mm; all other 25 µL and 100 µL syringes have a 7.9 mm barrel OD.

### SGE

Volume	Needle Term.	Needle Gauge	Needle Length	Point Style	SGE Model	cat.#	qty.	Restek cat.#
0.5 µL	R	23	50 mm	Cone	0.5BNR-C/F-0.63	000492	ea.	24928
0.5 µL	R	26	50 mm	Cone	0.5BNR-C/F-0.47	000490	ea.	24926
5 µL	F	23	50 mm	Cone	5F-C/F-5/0.63	001981	ea.	24921
5 µL	F	26	50 mm	Cone	5F-C/F-5/0.47	001982	ea.	24920
10 µL	F	23	50 mm	Cone	10F-VA8400-5/0.63C	002951	ea.	24923
10 µL	R	23	50 mm	Cone	10R-C/F-0.63	002984	ea.	24932
10 µL	F	26	50 mm	Cone	10F-BT-5/0.47C	0029801	ea.	24922
10 µL	F	26	50 mm	Cone	5K-10F-BT-5/0.47C	0029861	6-pk.	24925
10 µL	R	26	50 mm	Cone	10R-VA8400-5/0-0.47C	002952	ea.	24930
10 µL*	F	23	50 mm	Cone	10F-C/T-GT-5/0.63C	0029871	ea.	22749
25 µL	F	26	50 mm	Cone	25F-C/T-5/0.47C	003980	ea.	22750
25 µL*	F	23	50 mm	Cone	25F-C/T-GT-5/0.63C	0039871	ea.	22751
100 µL*	F	23	50 mm	Cone	100F-C/T-GT-5/0.63C	005335	ea.	22753
100 µL*	R	26	50 mm	Cone	100R-C/T-GT-5/0.47C	005333	ea.	22754

\*Gas-tight syringe.



## Replacement Needles for CTC Autosampler Syringes

### SGE

Syringe Volume	Needle Gauge	Needle Length	Point Style	SGE cat.#	qty.	Restek cat.#
0.5 µL	23	50 mm	Cone	033772	ea.	24929
10 µL	23	50 mm	Cone	037787	2-pk.	24933

## Autosampler Syringes for PerkinElmer Autosystem and Clarus 500 GCs

- Hamilton and SGE syringes are designed and tested to meet critical autosampler performance needs.
- Needle point styles are designed to withstand multiple, rapid injections through a septum.

### Hamilton

Volume	Needle Term.	Needle Gauge	Needle Length	Point Style	Hamilton Model	Hamilton cat.#	qty.	Restek cat.#
5 µL	ASN	23	2.756"	3	75ASN/PE	88035	ea.	24953
5 µL	ASN	26	2.756"	3	75ASN/PE	88040	ea.	24952

### SGE

Volume	Needle Term.	Needle Gauge	Needle Length	Point Style	SGE Model	SGE cat.#	qty.	Restek cat.#
0.5 µL	R	23	70 mm	Cone	0.5BR-PE-0.63	000478	ea.	24811
0.5 µL	R	26	70 mm	Cone	0.5BR-PE-0.47	000475	ea.	24810
5 µL	F	23	70 mm	Cone	5F-PE-0.63	001954	ea.	24813
5 µL*	F	23	70 mm	Cone	5F-PE-GT-0.63	001957	ea.	24815
5 µL	F	26	70 mm	Cone	5F-PE-0.47	001953	ea.	24812
5 µL*	F	26	70 mm	Cone	5F-PE-GT-0.47	001955	ea.	24814
50 µL	F	23	70 mm	Cone	50F-PE-0.63	004670	ea.	24816

\*Gas-tight.

## Replacement Needle and Plunger Kit

for PerkinElmer Autosampler Syringes

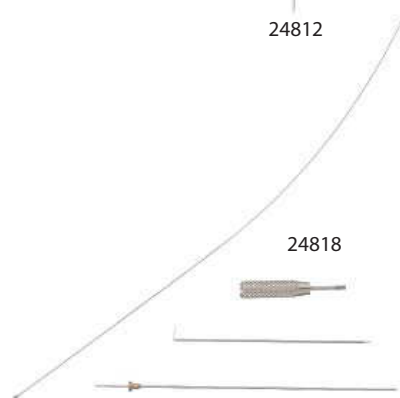
### SGE

Syringe Volume	Needle Gauge	Needle Length	Point Style	SGE cat.#	qty.	Restek cat.#
0.5 µL	23	70 mm	Cone	033765	kit	24818
0.5 µL	26	70 mm	Cone	033750	kit	24817



24952

24812



24818

### Guide to Needle Termination Codes

#### Hamilton:

- (N) Cemented Needle
- (RN) Removable Needle
- (ASN) Autosampler Cemented Needle
- (ASRN) Autosampler Removable Needle
- (TLL) PTFE Luer Lock
- (KH) Knurled Hub
- (LT) Luer Tip
- (LTN) Luer Tip Cemented Needle

#### SGE:

- (F) Fixed Needle
- (R) Removable Needle
- (LL) Luer Lock
- (LT) Luer Tip



24530



24843

## Autosampler Syringes for Shimadzu GCs

- Hamilton and SGE syringes are designed and tested to meet critical autosampler performance needs.
- Needle point styles are designed to withstand multiple, rapid injections through a septum.

Hamilton  
for Shimadzu AOC 9 GCs

Volume	Needle Term.	Needle Gauge	Needle Length	Point Style	Hamilton		qty.	Restek cat.#
					Model	cat.#		
5 µL	RN	26s	2"/51 mm	2	75RN	87930	ea.	24617
5 µL	N	26s	2"/51 mm	2	75N	87900	ea.	24938
10 µL	RN	26s	2"/51 mm	2	701RN	80330	ea.	24530

SGE  
for Shimadzu AOC 14, 17, 20, and 20i GCs

Volume	Needle Term.	Needle Gauge	Needle Length	Point Style	SGE		qty.	Restek cat.#
					Model	cat.#		
0.5 µL	R	23	42 mm	Cone	0.5BR-S-0.63	000445	ea.	24841
0.5 µL	R	26	42 mm	Cone	0.5BR-S-0.47	000440	ea.	24840
5 µL	F	23	42 mm	Cone	5F-S-0.63	001988	ea.	24843
5 µL	F	26	42 mm	Cone	5F-S-0.47	001987	ea.	24842
10 µL	R	23	42 mm	Cone	10R-S-0.63	002898	ea.	24845
10 µL*	R	23	42 mm	Cone	10R-S-GT-0.63	002902	ea.	24846
10 µL	R	26	42 mm	Cone	10R-S-0.47	002897	ea.	24844

\*Gas-tight syringe.



24749

## Replacement Needles

for Shimadzu Autosampler Syringes

SGE

Syringe Volume	Needle Gauge	Needle Length	Point Style	SGE cat.#	Restek qty.	Restek cat.#
0.5 µL	23	42 mm	Cone	033745	ea.	24747
0.5 µL	26	42 mm	Cone	033738	ea.	24746
10 µL	23	42 mm	Cone	037747	2-pk.	24749
10 µL	26	42 mm	Cone	037745	2-pk.	24748

### Guide to Needle Termination Codes

#### Hamilton:

(N) Cemented Needle  
(RN) Removable Needle  
(ASN) Autosampler Cemented Needle  
(ASRN) Autosampler Removable Needle  
(TLL) PTFE Luer Lock  
(KH) Knurled Hub  
(LT) Luer Tip  
(LTN) Luer Tip Cemented Needle

#### SGE:

(F) Fixed Needle  
(R) Removable Needle  
(LL) Luer Lock  
(LT) Luer Tip

## Autosampler Syringes for Thermo Scientific GCs

- Hamilton and SGE syringes are designed and tested to meet critical autosampler performance needs.
- Needle point styles are designed to withstand multiple, rapid injections through a septum.

### Hamilton

Volume	Needle Term.	Needle Gauge	Needle Length	Point Style	Hamilton Model	cat.#	qty.	Restek cat.#
10 µL	N	25s	2"	2	701SN	80320	ea.	24961
10 µL	N	26s	3.15"	AS	701SN	80318	ea.	24962

### SGE

Volume	Needle Term.	Needle Gauge	Needle Length	Point Style	SGE Model	cat.#	qty.	Restek cat.#
0.5 µL	R	23	50 mm	Cone	0.5BNR-C/F-0.63	000492	ea.	24928
0.5 µL	R	26	50 mm	Cone	0.5BNR-C/F-0.47	000490	ea.	24926
10 µL	F	23	50 mm	Cone	10F-VA8400-5/0.63C	002951	ea.	24923
10 µL	R	23	50 mm	Cone	10R-C/F-0.63	002984	ea.	24932
10 µL	F	26	50 mm	Cone	10F-BT-5/0.47C	0029801	ea.	24922
10 µL	F	26	50 mm	Cone	5K-10F-BT-5/0.47C	0029861	6-pk.	24925
10 µL	R	26	50 mm	Cone	10R-VA8400-5/0-0.47C	002952	ea.	24930
10 µL	F	26	80 mm	Cone	10F-C/F-8/0.47C	002992	ea.	24924
10 µL	R	26	80 mm	Cone	10R-C/F-8/0-0.47C	002993	ea.	24934



24962

24924

## Replacement Needles

for Thermo Scientific Autosampler Syringes

### SGE

Syringe Volume	Needle Gauge	Needle Length	Point Style	SGE cat.#	qty.	Restek cat.#
0.5 µL	26	50 mm	Cone	033770	ea.	24927
0.5 µL	23	50 mm	Cone	033772	ea.	24929
10 µL	26	80 mm	Cone	031535	3-pk.	24935
10 µL	23	50 mm	Cone	037787	2-pk.	24933

## instrument reference

### Autosampler Syringes for Thermo Scientific GCs

Autosampler syringes for TriPlus, AS3000, AS2000, AS200/800 GCs. The following autosamplers are compatible with the respective SGE and Hamilton syringes. For further information or questions, contact your Restek sales representative or technical service.

#### SGE Syringes

TriPlus	AS3000	AS2000	AS200/800	Restek cat.#	Page
•	•			24928	356, 359
•	•			24926	356, 359
•	•	•	•	24923	356, 359
•	•	•	•	24932	356, 359
•		•		24924	359
•	•	•	•	24934	359
•	•	•	•	24922	356, 359
•	•	•		24930	356, 359

#### Replacement Needles for SGE Syringes for Thermo Scientific GCs

TriPlus	AS3000	AS2000	AS200/800	Restek cat.#	Page
•	•			24929	356, 359
•	•			24927	359
•	•	•	•	24933	356, 359
•	•	•	•	24935	359

#### Hamilton Syringes

TriPlus	AS3000	AS2000	AS200/800	Restek cat.#	Page
•				24962	359



23909



23928

NEW!

### Syringes for Thermo Scientific RSH Autosampler

SGE

Volume	Needle Term.	Needle Gauge	Needle Length	Point Style	SGE			Restek cat.#
					Model	cat.#	qty.	
5 µL	F	23	57 mm	Cone	5F-RSH-5.7/0.63C	001861	ea.	23908
5 µL	F	23	85 mm	Cone	5F-RSH-8.5/0.63C	001863	ea.	23909
5 µL	F	26	57 mm	Cone	5F-RSH-5.7/0.47C	001865	ea.	23910
5 µL	F	26	85 mm	Cone	5F-RSH-8.5/0.47C	001867	ea.	23911
5 µL	R	23	57 mm	Cone	5R-RSH-5.7/0.63C	001871	ea.	23912
5 µL	R	23	85 mm	Cone	5R-RSH-8.5/0.63C	001873	ea.	23913
5 µL	R	26	57 mm	Cone	5R-RSH-5.7/0.47C	001875	ea.	23914
5 µL	R	26	85 mm	Cone	5R-RSH-8.5/0.47C	001877	ea.	23915
10 µL	F	23	57 mm	Cone	10F-RSH-5.7/0.63C	002861	ea.	23916
10 µL *	F	23	57 mm	Cone	10F-RSH-GT-5.7/0.63C	002862	ea.	23917
10 µL	F	23	85 mm	Cone	10F-RSH-8.5/0.63C	002863	ea.	23918
10 µL *	F	23	85 mm	Cone	10F-RSH-GT-8.5/0.63C	002864	ea.	23919
10 µL	F	26	57 mm	Cone	10F-RSH-5.7/0.47C	002865	ea.	23920
10 µL *	F	26	57 mm	Cone	10F-RSH-GT-5.7/0.47C	002866	ea.	23921
10 µL	F	26	85 mm	Cone	10F-RSH-8.5/0.47C	002867	ea.	23922
10 µL *	F	26	85 mm	Cone	10F-RSH-GT-8.5/0.47C	002868	ea.	23923
10 µL	R	23	57 mm	Cone	10R-RSH-5.7/0.63C	002871	ea.	23924
10 µL *	R	23	57 mm	Cone	10R-RSH-GT-5.7/0.63C	002872	ea.	23925
10 µL	R	23	85 mm	Cone	10R-RSH-8.5/0.63C	002873	ea.	23926
10 µL *	R	23	85 mm	Cone	10R-RSH-GT-8.5/0.63C	002874	ea.	23927
10 µL	R	26	57 mm	Cone	10R-RSH-5.7/0.47C	002875	ea.	23928
10 µL *	R	26	57 mm	Cone	10R-RSH-GT-5.7/0.47C	002876	ea.	23929
10 µL	R	26	85 mm	Cone	10R-RSH-8.5/0.47C	002877	ea.	23930
10 µL *	R	26	85 mm	Cone	10R-RSH-GT-8.5/0.47C	002878	ea.	23931
25 µL *	F	26	57 mm	Cone	25F-RSH-GT-5.7/0.47C 2	003866	ea.	23932
50 µL *	F	26	57 mm	Cone	50F-RSH-GT-5.7/0.47C	004866	ea.	23933
100 µL *	F	26	57 mm	Cone	100F-RSH-GT-5.7/0.47(0.11)C	005866	ea.	23934
250 µL *	F	26	57 mm	Cone	250F-RSH-GT-5.7/0.47C	006866	ea.	23935

\*Gas-tight syringe.

### Replacement Needles for Thermo Scientific RSH Autosampler Syringes

SGE

Syringe Volume	Needle Gauge	Needle Length	Point Style	SGE			Restek cat.#
				Model	cat.#	qty.	
5 µL	23	57 mm	Cone	N5-RSH-5.7/0.63C 2-pk	036871	2-pk	23942
5 µL	23	85 mm	Cone	N5-RSH-8.5/0.63C 2-pk	036873	2-pk	23943
5 µL	26	57 mm	Cone	N5-RSH-5.7/0.47C 2-pk	036875	2-pk	23944
5 µL	26	85 mm	Cone	N5-RSH-8.5/0.47C 2-pk	036877	2-pk	23945
10 µL	23	57 mm	Cone	N10-RSH-5.7/0.63C 2-pk	037871	2-pk	23946
10 µL	23	85 mm	Cone	N10-RSH-8.5/0.63C 2-pk	037873	2-pk	23947
10 µL	26	57 mm	Cone	N10-RSH-5.7/0.47C 2-pk	037875	2-pk	23948
10 µL	26	85 mm	Cone	N10-RSH-8.5/0.47C 2-pk	037877	2-pk	23949

NEW!

23945

### Replacement Plungers for Thermo Scientific RSH Autosampler Syringes

SGE

Syringe Volume	Needle Term.	SGE			Restek cat.#
		Model	cat.#	qty.	
10 µL	F	P10F-RSH-GT	032810	ea.	23936
10 µL	R	P10R-RSH-GT	032811	ea.	23937
25 µL	F	P25F-RSH-GT	032815	ea.	23938
50 µL	F	P50F-RSH-GT	032821	ea.	23939
100 µL	F	P100F-RSH-GT	032825	ea.	23940
250 µL	F	P250F-RSH-GT	032831	ea.	23941

Note: Compatible with Thermo Scientific gas-tight syringes only.

NEW!



## Manual Microliter Syringes

- Economical.
- Available with cemented needles (N/F) or removable needles (RN/R).
- Each syringe plunger and barrel assembly is manufactured as one working unit; components are not interchangeable or individually replaceable.

### Hamilton 700 Series

Volume	Needle Term.	Needle Gauge	Needle Length	Point Style	Hamilton		qty.	Restek cat.#
					Model	cat.#		
5 µL	N	26s	2"/51 mm	2	75N	87900	ea.	24938
5 µL	RN	26s	2"/51 mm	2	75RN	87930	ea.	24617
10 µL	N	26s	2"/51 mm	2	701N	80300	ea.	20174
10 µL	N	26s	2"/51 mm	2	701N	80366	6-pk.	20175
10 µL	RN	26s	2"/51 mm	2	701RN	80330	ea.	24530
25 µL	N	22s	2"/51 mm	2	702N	80400	ea.	24531
10 µL	N	26s	2"/51 mm	5	701NPT5	80339	ea.	24967
25 µL*	RN	22s	2"/51 mm	2	702RN	80430	ea.	24532
50 µL	N	22s	2"/51 mm	2	705N	80500	ea.	24533
50 µL*	RN	22s	2"/51 mm	2	705RN	80530	ea.	24534
100 µL	N	22s	2"/51 mm	2	710N	80600	ea.	24535
100 µL*	RN	22s	2"/51 mm	2	710RN	80630	ea.	24536
250 µL	N	22s	2"/51 mm	2	725N	80700	ea.	24537
250 µL*	RN	22s	2"/51 mm	2	725RN	80730	ea.	24538
500 µL	N	22	2"/51 mm	2	750N	80800	ea.	24539
500 µL*	RN	22	2"/51 mm	2	750RN	80830	ea.	24540

\*Replacement RN/R needles available. See page 365.

### SGE

Volume	Needle Term.	Needle Gauge	Needle Length	Point Style	SGE		qty.	Restek cat.#
					Model	cat.#		
5 µL	F	26	50 mm	2	5F**	001000	ea.	24700
5 µL*	R	26	50 mm	2	5R**	001050	ea.	24701
10 µL	F	26	50 mm	2	10F**	002000	ea.	24702
10 µL	F	26	50 mm	2	SK-10F**	002030	6-pk.	24715
10 µL*	R	26	50 mm	2	10R**	002050	ea.	24703
10 µL*	R	26	50 mm	2	SK-10R**	002080	6-pk.	24716
25 µL	F	25	50 mm	2	25F	003000	ea.	24704
25 µL*	R	25	50 mm	2	25R	003050	ea.	24705
50 µL	F	25	50 mm	2	50F	004000	ea.	24706
50 µL*	R	25	50 mm	2	50R	004050	ea.	24707
100 µL	F	25	50 mm	2	100F	005000	ea.	24708
100 µL*	R	25	50 mm	2	100R	005050	ea.	24709
250 µL	F	25	50 mm	2	250F	006000	ea.	24710
250 µL*	R	25	50 mm	2	250R	006050	ea.	24711
500 µL	F	25	50 mm	2	500F	007000	ea.	24712
500 µL*	R	25	50 mm	2	500R	007050	ea.	24713

\*Replacement RN/R needles available. See page 365.

\*\*With plunger protection.



24532



24703

### Guide to Needle Termination Codes

#### Hamilton:

- (N) Cemented Needle
- (RN) Removable Needle
- (ASN) Autosampler Cemented Needle
- (ASRN) Autosampler Removable Needle
- (TLL) PTFE Luer Lock
- (KH) Knurled Hub
- (LT) Luer Tip
- (LTN) Luer Tip Cemented Needle

#### SGE:

- (F) Fixed Needle
- (R) Removable Needle
- (LL) Luer Lock
- (LT) Luer Tip



24723



24542



24769

### Superflex Flexible Plunger Microliter Syringes

- The Superflex syringe features a super-elastic plunger that returns to its original shape if twisted or bent.

SGE

Volume	Needle Term.	Needle Gauge	Needle Length	Point Style	SGE		qty.	Restek cat.#
					Model	cat.#		
5 µL	F	26	50 mm	2	5FX	001100	ea.	24720
5 µL	R	26	50 mm	2	5RX	001150	ea.	24721
10 µL	F	26	50 mm	2	10FX	002100	ea.	24722
10 µL	F	26	50 mm	2	SK-10FX	002130	6-pk.	24718
10 µL	R	26	50 mm	2	10RX	002150	ea.	24723
10 µL*	R	26	50 mm	2	SK-10RX	002180	6-pk.	24719

### Reinforced Plunger Microliter Syringes

- Reinforcing extends the life of fragile, small diameter plungers.
- Economical because of longer life—even in rugged applications.
- Hand-lapped plunger ensures a perfect seal with the barrel.

Hamilton

Volume	Needle Term.	Needle Gauge	Needle Length	Point Style	Hamilton		qty.	Restek cat.#
					Model	cat.#		
5 µL	N	26s	2"/51 mm	2	95	87920	ea.	24541
5 µL*	RN	26s	2"/51 mm	2	95	87925	ea.	24542
10 µL	N	26s	2"/51 mm	2	901	80360	ea.	24543
10 µL*	RN	26s	2"/51 mm	2	901	80370	ea.	24544

\*Replacement RN/R needles available. See page 365.

SGE

Volume	Needle Term.	Needle Gauge	Needle Length	Point Style	SGE		qty.	Restek cat.#
					Model	cat.#		
5 µL	F	26	50 mm	2	5F-GP	001400	ea.	24769
5 µL*	R	26	50 mm	2	5R-GP	001450	ea.	24766
10 µL	F	26	50 mm	2	10F-GP	002400	ea.	24767
10 µL*	R	26	50 mm	2	10R-GP	002450	ea.	24768

\*Replacement RN/R needles available. See page 365.

## Micro-Volume, Positive Displacement Syringes

- Sample is contained in the needle with full plunger displacement, ensuring no dead volume.
- High precision and accuracy down to 0.1 µL.
- Seal between the plunger and the needle can be tightened for high-pressure injection.
- Replaceable needle/plunger kits and barrels (available on request).

### Hamilton

Volume	Needle Term.	Needle Gauge	Needle Length	Point Style	Hamilton		qty.	Restek cat.#
					Model	cat.#		
0.5 µL	KH	25	2.75"/70 mm	2	7000.5	86259	ea.	24545
0.5 µL	KH	25	2.75"/70 mm	3	7000.5	86250	ea.	24546
1.0 µL	KH	22s	2.75"/70 mm	2	7101	86211	ea.	24549
1.0 µL	KH	25s	2.75"/70 mm	2	7001	80135	ea.	24547
1.0 µL	KH	25s	2.75"/70 mm	3	7001	80100	ea.	24548
2.0 µL	KH	25	2.75"/70 mm	2	7002	88411	ea.	24551
5.0 µL	KH	24	2.75"/70 mm	2	7105	88011	ea.	24555
5.0 µL	KH	24	2.75"/70 mm	3	7105	88000	ea.	24556

### SGE

Volume	Needle Term.	Needle Gauge	Needle Length	Point Style	SGE		qty.	Restek cat.#
					Model	cat.#		
0.5 µL	R	23	70 mm	2	0.5BR-7BV	000311	ea.	24771
0.5 µL	R	23	70 mm	Cone	0.5BR-7	000310	ea.	24772
0.5 µL	R	26	70 mm	Cone	0.5BR-OC-7/0.47*	000376	ea.	24770
1.0 µL	R	23	70 mm	2	1BR-7BV	000506	ea.	24775
1.0 µL	R	23	70 mm	Cone	1BR-7	000505	ea.	24774
1.0 µL	R	23	50 mm	Cone	1BR-5	000500	ea.	24773
1.0 µL	R	26	70 mm	Cone	1BR-7/0.47*	000570	ea.	24776
5.0 µL	R	23	70 mm	2	5BR-7BV	000803	ea.	24779
5.0 µL	R	23	70 mm	Cone	5BR-7	000802	ea.	24778
5.0 µL	R	23	50 mm	Cone	5BR-5	000800	ea.	24777

\*70 mm needle length, 0.47 mm OD, on-column syringe.



## Replacement Plunger-in-Needle Kits

- Kits are supplied with both a plunger and a needle.
- Plunger and needle must be replaced together.

### SGE

Volume	Needle Gauge	Needle Length	Point Style	SGE		For Syringe cat.#	qty.	Restek cat.#
				Model	cat.#			
0.5 µL	23	70 mm	2	NP0.5B-7BV	033060	24771	kit	24831
0.5 µL	23	70 mm	Cone	NP0.5B-7C	033057	24772	kit	24830
0.5 µL	26	70 mm	Cone	NP0.5B-OC-7	033630	24770	kit	24832
1.0 µL	23	70 mm	2	NP1B-7BV	034060	24775	kit	24835
1.0 µL	23	70 mm	Cone	NP1B-7C	034057	24774	kit	24834
1.0 µL	23	50 mm	Cone	NP1B-5C	034055	24773	kit	24833
1.0 µL	26	70 mm	Cone	NP1B-OC-7/0.47	034610	24776	kit	24836
5.0 µL	23	70 mm	2	NP5B-7BV	035058	24779	kit	24839
5.0 µL	23	70 mm	Cone	NP5B-7C	035057	24778	kit	24838
5.0 µL	23	50 mm	Cone	NP5B-5C	035055	24777	kit	24837

### Guide to Needle Termination Codes

#### Hamilton:

- (N) Cemented Needle
- (RN) Removable Needle
- (ASN) Autosampler Cemented Needle
- (ASRN) Autosampler Removable Needle
- (TLL) PTFE Luer Lock
- (KH) Knurled Hub
- (LT) Luer Tip
- (LTN) Luer Tip Cemented Needle

#### SGE:

- (F) Fixed Needle
- (R) Removable Needle
- (LL) Luer Lock
- (LT) Luer Tip



24558



24727

### PTFE Tip, Gas-Tight Syringes

- Suitable for gases or liquids.
- High accuracy of dispensed volumes.
- Interchangeable barrels, plungers, and tips extend performance and increase cost-effectiveness.

#### Hamilton

Volume	Needle Term.	Needle Gauge	Needle Length	Point Style	Hamilton		qty.	Restek cat.#
					Model	cat.#		
10 µL	N	26s	2"/51 mm	2	1701	80000	ea.	24557
10 µL	RN	26s	2"/51 mm	2	1701	80030	ea.	24558
25 µL	N	22s	2"/51 mm	2	1702	80200	ea.	24559
25 µL	RN	22s	2"/51 mm	2	1702	80230	ea.	24560
50 µL	N	22s	2"/51 mm	2	1705	80900	ea.	24561
50 µL	RN	22s	2"/51 mm	2	1705	80930	ea.	24562
100 µL	N	22s	2"/51 mm	2	1710	81000	ea.	24563
100 µL	RN	22s	2"/51 mm	2	1710	81030	ea.	24564
250 µL	N	22s	2"/51 mm	2	1725	81100	ea.	24567
250 µL	RN	22s	2"/51 mm	2	1725	81130	ea.	24568
500 µL	LTN	22	2"/51 mm	2	1750	81217	ea.	24571
500 µL	RN	22	2"/51 mm	2	1750	81230	ea.	24572
1 mL	LTN	22	2"/51 mm	2	1001	81317	ea.	24575
1 mL	RN	22	2"/51 mm	2	1001	81330	ea.	24576
1 mL	TLL	*		w/out slots	1001	81320	ea.	24578
2.5 mL	TLL	*		w/out slots	1002	81420	ea.	24584
2.5 mL	RN	22	2"/51 mm	2	1002	81430	ea.	24582
2.5 mL	N	22	2"/51 mm	2	1002	81417	ea.	24581
5 mL	TLL	*		w/out slots	1005	81520	ea.	20178
10 mL	TLL	*		w/out slots	1010	81620	ea.	20179
25 mL	TLL	*		w/out slots	1025	82520	ea.	24591
50 mL	TLL	*		w/out slots	1050	85020	ea.	24717
100 mL	TLL	*		w/out slots	1100	86020	ea.	24724

\*Needles sold separately. See page 365.

#### SGE



24761

Volume	Needle Term.	Needle Gauge	Needle Length	Point Style	SGE		qty.	Restek cat.#
					Model	cat.#		
10 µL	F	26	50 mm	2	10F-GT	002200	ea.	24725
10 µL	R	26	50 mm	2	10R-GT	002250	ea.	24726
25 µL	F	25	50 mm	2	25F-GT	003200	ea.	24727
25 µL	R	25	50 mm	2	25R-GT	003250	ea.	24728
50 µL	F	25	50 mm	2	50F-GT	004200	ea.	24729
50 µL	R	25	50 mm	2	50R-GT	004250	ea.	24730
100 µL	F	25	50 mm	2	100F-GT	005200	ea.	24734
100 µL	R	25	50 mm	2	100R-GT	005250	ea.	24735
100 µL	LL	*			100F-LL-GT	005230	ea.	24737
250 µL	F	25	50 mm	2	250F-GT	006200	ea.	24738
250 µL	R	25	50 mm	2	250R-GT	006250	ea.	24739
250 µL	LL	*			250F-LL-GT	006230	ea.	24741
500 µL	F	25	50 mm	2	500F-GT	007200	ea.	24742
500 µL	R	25	50 mm	2	500R-GT	007250	ea.	24743
1 mL	R	23	50 mm	2	1MR-GT	008100	ea.	24750
1 mL	LL	*			1MDF-LL-GT	008025	ea.	24752
2.5 mL	LL	*			2.5MDF-LL-GT	008425	ea.	24755
5 mL	LL	*			5MDR-LL-GT	008760	ea.	24757
10 mL	LL	*			10MDR-LL-GT	008960	ea.	24759
25 mL	LL	*			25MDR-LL-GT	009462	ea.	24760
50 mL	LL	*			50MR-LL-GT	009660	ea.	24761
100 mL	LL	*			100MR-LL-GT	009760	ea.	24762

\*Needles sold separately. See page 365.

## PTFE Tip, Gas-Tight Syringe Replacement Needles for Removable Needle Syringes

Materials: stainless steel needle, nickel-plated brass hub.

Hamilton

Syringe Volume	Needle Gauge	Needle Length	Point Style	Hamilton cat.#	qty.	Restek cat.#
5–100 µL	26s	2"	2	7758-02	6-pk.	24939
5–100 µL	22s	2"	2	7758-03	6-pk.	24940
250 µL–10 mL	22	2"	2	7779-01	6-pk.	24942
250 µL–10 mL	26s	2"	2	7779-02	6-pk.	24943
250 µL–10 mL	22s	2"	2	7779-03	6-pk.	24944

SGE

Syringe Volume	Needle Gauge	Needle Length	Point Style	SGE cat.#	qty.	Restek cat.#
5 µL	26	50 mm	2	036110	5-pk.	24802
10 µL	23	50 mm	2	037111	5-pk.	24804
10 µL	26	50 mm	2	037110	5-pk.	24803
25–500 µL	23	50 mm	2	038111	5-pk.	24806
25–500 µL	25	50 mm	2	038110	5-pk.	24805
1–2.5 mL	23	50 mm	2	039110	5-pk.	24807



## Replacement Plunger Assembly, PTFE-Tipped

for Agilent 7673, 7683, 7693A, and 6850 Autosampler Syringes

Hamilton

Syringe Volume	Needle Term.	Hamilton cat.#	qty.	Restek cat.#
10 µL	N, RN, LT/LTN	13205	ea.	24919

## Gas-Tight Syringe Replacement Needles for Luer Lock Syringes

Hamilton

Hub Material	Needle Gauge	Needle Length	Point Style	Hamilton cat.#	qty.	Restek cat.#
metal	26s	2"/51 mm	2	90053	6-pk.	20133
metal	25s	1.97"	3	90049*	6-pk.	24605
metal	22s	2"/51 mm	2	90051	6-pk.	24606
Kel-F (PTFE tip)	26s	2"/51 mm	2	90153	6-pk.	24607
Kel-F (PTFE tip)	25s	1.97"	3	90149*	6-pk.	24608
Kel-F (PTFE tip)	22s	2"/51 mm	2	90151	6-pk.	24609

\*For Waters U6K injection valve.

SGE

Hub Material	Needle Gauge	Needle Length	Point Style	SGE cat.#	qty.	Restek cat.#
metal	23	50 mm	2	039802	5-pk.	24763
metal	18	50 mm	2	039842	5-pk.	24764
metal	22	2"/51 mm	3	039895**	2-pk.	24765

\*\*For Rheodyne/Valco valves.







24881



24887

### SGE Gas-Tight Syringes with Shut-off Valves

- Ideal for sample storage and transportation.
- Push-pull shut-off valve.

SGE

Syringe Fitted with Removable Needle and Valve

Volume	Model	SGE cat.#	qty.	Restek cat.#
50 µL	50R-V-GT	004279	ea.	24880
100 µL	100R-V-GT	005279	ea.	24881
250 µL	250R-V-GT	006279	ea.	24882
500 µL	500R-V-GT	007279	ea.	24883
1 mL	1MDR-V-GT	008110	ea.	24884
2.5 mL	2.5MDR-V-GT	008510	ea.	24885

SGE

Syringe Fitted with Luer Lock Valve\*

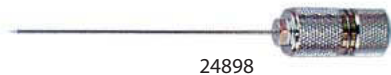
Volume	Model	SGE cat.#	qty.	Restek cat.#
1 mL	1MR-VLL-GT	008160	ea.	24886
2.5 mL	2.5MDR-VLL-GT	008560	ea.	24887
5 mL	5MDR-VLLMA-GT	008770	ea.	24888
10 mL	10MDR-VLLMA-GT	008970	ea.	24889
25 mL	25MDR-VLLMA-GT	009472	ea.	24890
50 mL	50MR-VLLMA-GT	009670	ea.	24891
100 mL	100MR-VLLMA-GT	009770	ea.	24892

\*Order needles separately.

### Replacement Needles for Gas-Tight Syringes with Shut-off Valves

SGE

Model V Syringe Valve: fits any SGE removable needle syringe, 25 µL-2.5 mL




24898

Syringe Volume	Needle Gauge	Needle Length	Point Style	Model	SGE cat.#	qty.	Restek cat.#
25 µL-2.5 mL	23	50 mm	Cone	V	031905	ea.	24898

SGE

Luer Lock Needles



24763

Syringe Volume	Needle Gauge	Needle Length	Point Style	Model	SGE cat.#	qty.	Restek cat.#
1 mL-100 mL	23	50 mm	2	NLL-5/23	039802	5-pk.	24763
1 mL-100 mL	18	50 mm	2	NLL-5/18	039842	5-pk.	24764
1 mL-100 mL	22	2"/51 mm	3	NLL-LC	039895**	2-pk.	24765

\*\*Fits Rheodyne & Valco injection valves.

### Economical Hamilton Syringe Guide\*

- Prevents syringe plunger from bending.
- Adjustable stop prevents plunger damage.
- Easily installed.
- Used with syringe series 700/1700/1000.



24616

Syringe Volume	Hamilton cat.#	qty.	Restek cat.#
25-500 µL	14906	ea.	24615
5-10 µL	14806	ea.	24616

\*Syringe not included.

## Gas-Tight Syringes for Rheodyne® & Valco® Valves

- PTFE-tipped plungers.
- Removable needles.
- Replaceable syringe barrels, plungers, and plunger tips.

### Hamilton

Volume	Needle Term.	Needle Gauge	Needle Length	Point Style	Hamilton		Restek cat.#
					Model	cat.#	
10 µL	RN	26s	2"/51 mm	3	1701	80065	ea. 21260
25 µL	RN	22s	2"/51 mm	3	1702	80265	ea. 21261
50 µL	RN	22s	2"/51 mm	3	1705	80965	ea. 21262
100 µL	RN	22s	2"/51 mm	3	1710	81065	ea. 21263
250 µL	RN	22s	2"/51 mm	3	1725	81165	ea. 21264

### SGE

Volume	Needle Term.	Needle Gauge	Needle Length	Point Style	SGE		Restek cat.#
					Model	cat.#	
10 µL	R	22	2"	3	10R-GT-LC	002313	ea. 24866
25 µL	R	22	2"	3	25R-GT-LC	003312	ea. 24867
50 µL	R	22	2"	3	50R-GT-LC	004312	ea. 24868
100 µL	R	22	2"	3	100R-GT-LC	005312	ea. 24869
250 µL	R	22	2"	3	250R-GT-LC	006312	ea. 24870
500 µL	R	22	2"	3	500R-GT-LC	007312	ea. 24871

## Replacement Needles for Gas-Tight Syringes for Rheodyne® & Valco® Valves

### Hamilton

Syringe Volume	Needle Gauge	Needle Length	Point Style	Hamilton cat.#	qty.	Restek cat.#
250 µL-10 mL	22	2"	3	7780-04	6-pk.	24945

### SGE

Syringe Volume	Needle Gauge	Needle Length	Point Style	SGE cat.#	qty.	Restek cat.#
25-500 µL	22	2"	3	038250	5-pk.	24809

For complete loop-fill, the syringe capacity should be >2X the loop volume.



# Gas-Tight Syringes



20162

High-purity VOC single-stage regulator is described on page 425 of the Air Sampling Products section.

### A-2 Luer Gas-Tight Syringes\*

- For use with VOA-CYL 4 standards.
- Push-style on-off button valve.

Use to withdraw a gas sample from a high-pressure cylinder through a high-purity VOC single-stage regulator after attaching the appropriate adaptor to the regulator. Use with luer syringe needles listed.

Description	qty.	cat.#
100 µL Luer Syringe	ea.	20162
500 µL Luer Syringe	ea.	20163

\*Restek's A-2 syringes have a luer tip.

### Replacement Needles for A-2 Luer Gas-Tight Syringes

Description	Needle Gauge	Size	qty.	cat.#
Luer Syringe Needles for 100 µL A2 Gas-Tight Syringes	22	0.028" OD x 0.006" ID x 2"	3-pk.	22783
Luer Syringe Needles for 500 µL A2 Gas-Tight Syringes	22	0.028" OD x 0.012" ID x 2"	3-pk.	22784



21208

### Heavy Duty Purge & Trap Syringe Dynatech Precision Sampling

- Heavy-duty glass barrel with metal front and rear flanges.
- PTFE luer lock tip.
- Can fill and empty sparge tubes.
- Sample-Lok valve accepts standard luer lock needles.
- Suitable for purge & trap applications.

Syringe	2 mL		5 mL		10 mL	
	cat.#		cat.#		cat.#	
without Sample-Lok	21205		21206		21209	
with Sample-Lok			21208		21207	



21283

### Luer Lock Valve Adaptors

Use a luer lock valve adaptor to connect a luer lock fitting to a Rheodyne® or Valco® valve.

Description	SGE		Restek	
	cat. #	qty.	cat.#	cat.#
Luer Lock Valve Adaptors	200010	2-pk.		21283

## Jumbo Syringe

Clear acrylic syringes, ideal for holding and dispensing large volumes of gas. An adjustable plunger on the O-ring ensures that the syringe is gas-tight over a long period of time. The central port is supplied with a luer lock fitting; the secondary port is supplied with a septum nut. This enables access to the gas sample for adding standards or removing a subsample. The plunger stem is detachable, making sample storage easy.



21276

Volume	Model	SGE cat.#	qty.	Restek cat.#
500 mL	500MAR-LL-GT	009910	ea.	21275
1,000 mL	1000MAR-LL-GT	009920	ea.	21276
2,000 mL	2000MAR-LL-GT	009930	ea.	21277

## Syringe O-Rings

Syringe Volume	SGE cat.#	qty.	Restek cat.#
500 mL	032527	ea.	21278
1,000 mL	032532	ea.	21279



21279

21278

# How can we help you today? Contact us...

customer service: **1-814-353-1300, ext. 3** | e-mail: [csreps@restek.com](mailto:csreps@restek.com)

technical service: **1-814-353-1300, ext. 4** | e-mail: [support@restek.com](mailto:support@restek.com)

sales representatives: **1-814-353-1300, ext. 3** | e-mail: [salesreps@restek.com](mailto:salesreps@restek.com)

### 4 ways to order:

1. CALL: 1-800-356-1688, ext. 3 or 1-814-353-1300, ext. 3 *Monday–Friday 8:00 a.m.–6:30 p.m. Eastern Time*
2. FAX: 1-814-353-1309 *24 hours a day*
3. ONLINE: [www.restek.com](http://www.restek.com) *24 hours a day*
4. E-MAIL: [csreps@restek.com](mailto:csreps@restek.com) *24 hours a day*

Outside the U.S.? Find a distributor at

[www.restek.com/distributor](http://www.restek.com/distributor)



### Economical Microliter Liquid-Type Syringes for Rheodyne® & Valco® Valves

- Cemented/fixed needles.
- Plungers and barrels are not interchangeable or replaceable.

Hamilton

Volume	Needle Term.	Needle Gauge	Needle Length	Point Style	Hamilton Model	Hamilton cat.#	qty.	Restek cat.#
10 µL	N	22s	2"	3	701	80365	ea.	21250
25 µL	N	22s	2"	3	702	80465	ea.	21251
50 µL	N	22s	2"	3	705	80565	ea.	21252
100 µL	N	22s	2"	3	710	80665	ea.	21253
250 µL	N	22s	2"	3	725	80765	ea.	21254

SGE

Volume	Needle Term.	Needle Gauge	Needle Length	Point Style	SGE Model	SGE cat.#	qty.	Restek cat.#
10 µL	F	22	2"	3	10F-LC	002301	ea.	24860
25 µL	F	22	2"	3	25F-LC	003300	ea.	24861
50 µL	F	22	2"	3	50F-LC	004300	ea.	24862
100 µL	F	22	2"	3	100F-LC	005300	ea.	24863
250 µL	F	22	2"	3	250F-LC	006300	ea.	24864
500 µL	F	22	2"	3	500F-LC	007300	ea.	24865

### Priming Syringes for Waters 6000, 6000A, 501, 510, 590, 610 and 610E HPLC Pumps

- Designed for maximum safety with metal flange and luer lock (LL) hub.
- PTFE-tipped plunger.

Hamilton

Volume	Needle Term.	Hamilton Model	Hamilton cat.#	Pressure Tested to	qty.	Restek cat.#
10 mL	TLL	1010W	81610	700 psig	ea.	21265

SGE

Volume	Needle Term.	SGE Model	SGE cat.#	Pressure Tested to	qty.	Restek cat.#
10 mL	LL	10MDR-LL-GT	008960	100 psig	ea.	24759

\*Needles sold separately.

### Syringes for Waters U6K Valves

- Reinforced plungers.
- Removable needles.
- Replaceable plunger/barrel assemblies.
- Barrel stop prevents plunger blowout.

Hamilton

Volume	Needle Term.	Needle Gauge	Needle Length	Point Style	Hamilton Model	Hamilton cat.#	qty.	Restek cat.#
10 µL	RN	25s	1.97"	3	801	84815	ea.	21255
25 µL	RN	25s	1.97"	3	802	84816	ea.	21256
50 µL	RN	25s	1.97"	3	805	84817	ea.	21257
100 µL	RN	25s	1.97"	3	810	84818	ea.	21258
250 µL	RN	25s	1.97"	3	825	84819	ea.	21259

### Replacement Needles for Syringes for Waters U6K Valves

Hamilton

Syringe Volume	Needle Gauge	Needle Length	Point Style	Hamilton cat.#	qty.	Restek cat.#
10-100 µL	25s	1.97"	3	8647-01	6-pk.	21270
250 µL-10 mL	25s	1.97"	3	8648-01	6-pk.	21271





## Syringes for LC Autosamplers

SGE  
for Hitachi LC Autosamplers

Volume	SGE Model	cat.#	qty.	Restek cat.#
500 µL, M10 X1 Thread	500C-HITACH1	007660	ea.	22292



22292

SGE  
for PerkinElmer LC Autosamplers

Volume	SGE Model	cat.#	qty.	Restek cat.#
100 µL, 1/4-28 UNF Thread	100D-CX-GT	005990	ea.	22296
250 µL, 1/4-28 UNF Thread	250D-CX-GT	006995	ea.	22297
500 µL, 1/4-28 UNF Thread	500D-CX-GT	007995	ea.	22298
1 mL, 1/4-28 UNF Thread	1MD-C-GT	008185	ea.	22299



22297

## Syringes for Waters WISP LC Autosamplers

PTFE-tipped plungers

Hamilton

Volume	Hamilton Model	cat.#	qty.	Restek cat.#
25 µL, 1/4-28 UNF Thread	1702	80020	ea.	24528
250 µL, 1/4-28 UNF Thread	1725	80024	ea.	24529



24528

SGE

Volume	SGE Model	cat.#	qty.	Restek cat.#
25 µL, 1/4-28 UNF Thread	25D-WISP	003990	ea.	22293
250 µL, 1/4-28 UNF Thread	250D-WISP	006690	ea.	22294



22294

## Syringes for CTC LC Autosamplers

Hamilton

Volume	Needle Term.	Needle Gauge	Needle Length	Point Style	Hamilton Model	cat.#	qty.	Restek cat.#
10 µL	N	22s	2"/51 mm	3	701N	203073	ea.	22743
25 µL	N	22s	2"/51 mm	3	1702N	203075	ea.	22744
100 µL	N	22s	2"/51 mm	3	1710N Slim Line*	203077	ea.	22745
100 µL	N	22	2"/51 mm	3	1710N	203235	ea.	22746
250 µL	N	22	2"/51 mm	3	1725N	203079	ea.	22747
500 µL	N	22	2"/51 mm	3	1750N	203349	ea.	22748

\*Barrel OD = 6.7 mm; all other 25 µL and 100 µL syringes have a 7.9 mm barrel OD.



22746

SGE

Volume	Needle Term.	Needle Gauge	Needle Length	Point Style	SGE Model	cat.#	qty.	Restek cat.#
10 µL	F	22s	2"/51 mm	LC	10F-CTC-LC	002710	ea.	22737
100 µL*	R	22s	2"/51 mm	LC	100R-C/T-GT-LC	005330	ea.	22741
500 µL*	F	22s	2"/51 mm	LC	500F-CTC-GT-LC(0.41)	007720	ea.	22742

\*Gas-tight syringe.



22741



# Sample Handling

## Sample Preparation

SPE Cartridges.....	375–377
Manifolds & Replacement Parts .....	378–379
Disks & Holders.....	380
Bulk Adsorbents.....	381
QuEChERS Products .....	382–385
Sample Filtration .....	386–387
Accelerated Solvent Extraction (ASE).....	388–392

## Glassware

Burets .....	393
Evaporator Apparatus .....	393
Extraction Apparatus .....	394
Flasks .....	394–395
Funnels .....	395
Pipettes.....	395
Stopper .....	395

## Air Sampling

<b>Canisters &amp; Accessories .....</b>	<b>396–411</b>
Canisters .....	396–399
Canister Valves & Gauges .....	400–401
Passive Air Sampling Kits.....	402–405
Canister Accessories .....	406–408
Canister Maintenance/Reconditioning.....	409
Miniature Air Sampling Canisters .....	410–411
Gas Sampling Bags .....	412–413
Thermal Desorption Unit Tubes.....	414–415
PUFs, Resins, Glass Impingers.....	416–417
Gas Calibration Standards .....	418–423
High-Pressure Cylinders.....	424
Regulators .....	425

## Gas Sampling

Sample Cylinders .....	426
Sample Cylinder Valves.....	427
Sample Cylinder Accessories .....	428
Gas Sampling Valves & Loops .....	429

# Sample Preparation

SPE Cartridges.....	375–377
Manifolds & Replacement Parts .....	378–379
Disks & Holders.....	380
Bulk Adsorbents.....	381
QuEChERS Products .....	382–385
Sample Filtration .....	386–387
Accelerated Solvent Extraction (ASE).....	388–392



## Solid Phase Extraction Cartridges from Restek

### Proven Quality, Superior Cleanliness, and Method-Specific Performance

Resprep® solid phase extraction (SPE) cartridges are manufactured with specially cleaned sorbents and high-purity materials to minimize background and to help eliminate troublesome interference. In order to ensure reproducibility, every finished product goes through rigorous QC testing, targeted to specific applications whenever possible, and an extensive certificate of analysis details the results.

#### Available with the following sorbents:

- **Silica:** Multipurpose
- **EPH Silica:** Petroleum
- **Florisil® Adsorbent:** Pesticides
- **CarboPrep® Adsorbent:** Dirty Samples

See **page 375** for details or visit

[www.restek.com/resprep](http://www.restek.com/resprep)



### Resprep® SPE Cartridges (Normal Phase)

Hydrophilic (polar) adsorbents used to extract hydrophilic analytes from nonpolar matrices, such as organic solvents (e.g., polar contaminants from sample extracts).

	3 mL/500 mg (50-pk.)	6 mL/500 mg (30-pk.)	6 mL/1,000 mg (30-pk.)	15 mL/2 g (15-pk.)
Florisisil (EPA SW 846 methods and CLP protocols)	24031		24034	26228
	24032*	26086**	26085**	
Silica (EPA SW 846 methods)	24035		24038	
	24036*			

\*PTFE frits

\*\*Glass tubes with PTFE frits



24031

All cartridges are manufactured using high density polypropylene and have polyethylene frits unless otherwise noted.

Cartridges may be processed by any one or all of these techniques: positive pressure, sidearm flask, centrifuge, or vacuum manifold.

### Resprep® SPE Cartridges (Bonded Reversed Phases)

Hydrophobic (nonpolar) silica-based adsorbents; used to extract hydrophobic analytes from polar matrices, such as water (e.g., pesticides from water).

	1 mL/100 mg (100-pk)	3 mL/200 mg (50-pk.)	3 mL/500 mg (50-pk.)	6 mL/500 mg (30-pk.)	6 mL/1,000 mg (30-pk.)	60 mL/10 g (16-pk.)
C18 (high load, endcapped)	26030	26031	24050	24052	24051	26035

### Closed End SPE Cartridge: Activated Sodium Sulfate

- High quality anhydrous sodium sulfate.
- Approximately 2 grams prepackaged in a convenient capped cartridge with both male and female luer ends for easy connection to a variety of devices or equipment.
- The adsorbent is fully activated and ready to use for removal of excess water from organic solvent solutions, prior to many types of analysis.
- Capped cartridges will remain active for long periods of storage in the lab.

SPE Cartridge	Bed Weight	qty.	cat#
Activated Sodium Sulfate	2 g	50-pk.	26207

### CarboPrep® Reversing SPE Cartridges

- High adsorbent capacity (surface area ~200 m<sup>2</sup>/g) for large volume sampling.
- Chromatographic grade graphitized carbon provides consistent and quantitative recoveries of a wide variety of semivolatiles, pesticides, and herbicides.
- 500 mg bed weight.

Reversing cartridge design allows convenient inverted elution of strongly retained analytes using minimum solvent volumes. Ideal design for extraction of pesticides in water.<sup>1</sup>

SPE Cartridge	Bed Weight	qty.	cat#
CarboPrep 200 Reversing Cartridge	500 mg	30-pk.	26206

<sup>1</sup>Crescenzi, C.; DiCorcia, A.; Guerriero, E.; and Saperi, R. "Development of a Multiresidue Method for Analyzing Pesticide Traces in Water Based on Solid-Phase Extraction and Electro-spray Liquid Chromatography Mass Spectrometry", Environmental Science & Technology vol.31, no. 2 (1997) 479-488. (Reference not available from Restek.)



## SPE Cartridges



26091

**Excellent for Pesticide Residue Cleanup!**

**Solid Phase Extraction Cartridges**  
from Restek

- Proven Quality
- Superior Cleanliness
- Method-Specific Performance

### CarboPrep® SPE Cartridges

- Improved recovery of sulfonylurea herbicides, phenols, carbamates, and triazine herbicides, compared to C18 and C8 cartridges.
- Wide range of selectivity for both analytes and their metabolites or degradation products.
- Rapid sampling flow rates; uncompromised recoveries.
- Maximum capacity for contaminant cleanup.
- Controlled manufacturing improves cleanliness, ensures reproducible performance.

CarboPrep® cartridges are manufactured from chromatographic-grade, nonporous, graphitized carbon. Our manufacturing process minimizes variability and improves recovery and cleanup procedures. We offer two types of carbons: CarboPrep® 90 has a surface area of approximately 90 m<sup>2</sup>/g, and CarboPrep® 200 has a surface area of 200 m<sup>2</sup>/g. Both have higher capacity than silica-based packings for a variety of compounds.

CarboPrep® cartridges can be used for sample extraction of organic compounds and extract cleanup of matrix interferences.

SPE Cartridge	Tube Volume, Bed Weight	qty.	cat.#
CarboPrep 90	3 mL, 250 mg	50-pk.	26091
CarboPrep 90	6 mL, 500 mg	30-pk.	26092
CarboPrep 200	3 mL, 250 mg	50-pk.	26088
CarboPrep 200	6 mL, 500 mg	30-pk.	26087

### Pesticide Residue Cleanup SPE Cartridges

- Convenient, multiple adsorbent beds in a single cartridge.
- For use in multiresidue pesticide analysis to remove matrix interferences.
- Excellent for cleanup of dietary supplement extracts.

SPE Cartridge	qty.	cat.#
6 mL Combo SPE Cartridge Packed with 500 mg CarboPrep 90/500 mg Aminopropyl, Polyethylene Frits	30-pk.	26193
6 mL Combo SPE Cartridge Packed with 500 mg CarboPrep 90/500 mg PSA, Polyethylene Frits	30-pk.	26194
6 mL SPE Cartridge Packed with 500 mg PSA, Polyethylene Frits	30-pk.	26195
6 mL Combo SPE Cartridge Packed with 200 mg CarboPrep 200 and 400 mg PSA, PTFE Frits	30-pk.	26127
6 mL Combo SPE Cartridge Packed with 250 mg CarboPrep 200 and 500 mg PSA, PTFE Frits	30-pk.	26128
6 mL Combo SPE Cartridge Packed with 500 mg CarboPrep 200 and 500 mg PSA, PTFE Frits	30-pk.	26129

### Method Specific SPE Cartridges

These cartridges have been specifically designed to provide consistent and reproducible results for the method or application stated.

Description	Applications	Tube Volume, Bed Weight	qty.	cat.#
EPH Fractionation	Separation of aliphatic and aromatic hydrocarbons into distinct extract fractions. Specially treated to reduce contaminants and increase capacity. Silica packing.	20 mL, 5 g	15-pk.	26065
EPA Methods 521 & 522	For use in EPA Method 521: Nitrosamines in Drinking Water and EPA Method 522 for 1,4-Dioxane in Drinking Water. Activated charcoal packing.	6 mL, 2 g	30-pk.	26032
EPA Method 548.1	Extraction of endothall from aqueous samples. Weak anion exchange resin (BioRex 5) packing.	6 mL	30-pk.	26063
Ultra Quat SPE	For use in HPLC analysis of paraquat/diquat, as an alternative to EPA 549.2. For an HPLC column developed specifically for this application, see page 163.	6 mL, 500 mg	30-pk.	25499
Organo Tin	High-capacity clean-up of butyl and phenyl tin compounds from soil, water, and biota. Mixed bed.	60 mL	16-pk.	24049
RDX	Extraction of explosive compounds (similar to EPA Method 8095 and 8330 list) from water samples.	6 mL, 500 mg	30-pk.	26093

**Resprep® SPE Tube Parts & Accessories**

Empty Tubes (polypropylene)	Volume	qty.	cat.#
	1 mL	50-pk.	26010
	3 mL	50-pk.	26011
	6 mL	50-pk.	26012
	15 mL	50-pk.	26013
	sample reservoir, 25 mL	12-pk.	26014
	sample reservoir, 60 mL	12-pk.	26015
Frits (polyethylene), 20 µm	Fits Tube Volume, Diameter	qty.	cat.#
	1 mL, 6 mm	100-pk.	26016
	3 mL, 9 mm	100-pk.	26017
	6 mL, 1.2 cm	100-pk.	26018
	15 mL, 1.6 cm	100-pk.	26019
	25 mL, 2.0 cm*	100-pk.	26020
	60 mL, 2.6 cm	100-pk.	26021
Tube Caps (polyethylene)	Fits Tube Volume	qty.	cat.#
	1 mL	12-pk.	26001
	3 mL	12-pk.	26002
	6 mL	12-pk.	26003
	15 mL	12-pk.	26004
	25 mL*	12-pk.	26005
	60 mL	12-pk.	26006
Female Luer End Caps (polypropylene)	Fits Tube Volume	qty.	cat.#
	universal	12-pk.	26000
Connectors (polypropylene)	Fits Tube Volume	qty.	cat.#
	1, 3, 6 mL	12-pk.	26007
	15, 25 mL*	12-pk.	26008
	60 mL	12-pk.	26009

Resprep® tubes, frits, caps, and connectors for your method development needs.



\*For 20 mL packed tubes.

# Go Green!

Help Save the Environment and Save Time in the Lab With Q-sep™ QuEChERS Products

**REDUCE:**

Easy-pour packets create far less waste than tubes of salts.

**REUSE:**

Highly inert FEP centrifuge tubes are reusable indefinitely under normal use.

**RECYCLE:**

Recyclable boxes consist of at least 33% recycled cardboard.



See **pages 382–385** for details

[www.restek.com/quechers](http://www.restek.com/quechers)

Available for European EN 15662, AOAC 2007.01, and Original Unbuffered Methods.

# Manifolds & Replacement Parts

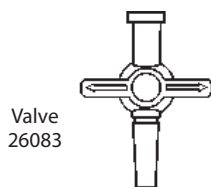


26077

## Resprep® 12- or 24-Port SPE Manifolds

- Use with any standard male luer end SPE cartridges.
- Inert, PTFE sample guides reduce cross-contamination and carryover.
- Flexible sample collection rack will accommodate a variety of receiving vessels.
- Quick vacuum-release valve for better system control.
- Individual valves allow vacuum control for each cartridge—improves reproducibility.

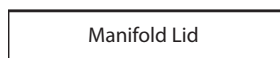
### Resprep® Manifold Replacement Parts



Valve  
26083



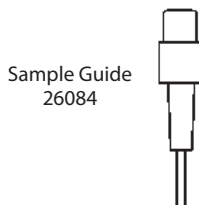
Valve  
Attachment  
26130



Manifold Lid



Needle  
Attachment  
26131



Sample Guide  
26084



Waste Container\*

26078

26077

26079

Description	qty.	cat.#
<b>Complete Resprep SPE Manifold, 12-Port</b> (Includes: glass basin with built-in vacuum regulator, polypropylene lid with 12 individual control valves, 12-position collection rack, 12 PTFE sample guides, and waste container.)	kit	26077
<b>Complete Resprep SPE Manifold, 24-Port</b> (Includes: glass basin with built-in vacuum regulator, polypropylene lid with 24 individual control valves, 24-position collection rack, and 24 PTFE sample guides.)	kit	26080

### Resprep® Manifold Replacement Parts

Description	qty.	cat.#
Replacement Waste Container, 12-Port	ea.	24014
Replacement Vacuum Valve and Gauge Assembly	ea.	24008
Glass Vacuum Chamber w/gauge & valve for Resprep manifolds, 6 or 12-Port	ea.	25991
<b>Collection Rack</b>		
Collection Rack, 12-Port	ea.	26079
Collection Rack, 24-Port	ea.	26082
<b>Manifold Lid</b>		
Replacement Manifold Lid (sample guides not included), 12-Port	ea.	26078
Replacement Manifold Lid (sample guides not included), 24-Port	ea.	26081
<b>Manifold Lid Replacement Parts</b>		
Valves, 12 or 24-Port	2-pk.	26083
Valve Attachment	48-pk.	26130
Needle Attachment	48-pk.	26131
Sample Guides, 12 or 24-Port	12-pk.	26084

\*Not included in 24-port manifold kit (cat.# 26080).



24002

## Oil-Free Vacuum/Pressure Station for 12-Port Resprep® SPE Systems

Allows switching from pressure to vacuum in a matter of seconds. Quiet, oil-free unit won't contaminate the extraction system or your samples. Provides 20" Hg (68 kPa) vacuum or 18 psi (124 kPa) pressure.


Description	qty.	cat.#
Oil-Free Vacuum/Pressure Station, 115VAC, 60Hz, US	ea.	24002
Oil-Free Vacuum/Pressure Station, 230VAC, 50Hz, Europe (CE certified)	ea.	24003
Vacuum Tubing (10 ft./3 m, 1/4" ID)	ea.	24016

Not recommended for use with 24-port manifold.

Warranty period is one year from date of purchase. Evaluation fee is charged for repairs out of warranty.

### Resprep® 6-Port Disk Manifold Lid

- Low cost option for disk extraction; fits standard 3 3/4" x 7 1/2" glass vacuum chambers.
- Doubles sample capacity—holds six disks, compared to standard 12-port manifolds, which only hold three.
- Individual vacuum control for each port improves reproducibility.
- Collection plate design secures variety of receiving vessels.
- Inert PTFE sample guides reduce cross-contamination and carryover.
- Compatible with any standard male luer end disk holder.



Lid components prior to assembly.



Fully assembled unit shown with glass vacuum chamber (cat.# 25991) and disk holders (cat.# 24020).

Description	qty.	cat.#
<b>Resprep 6-Port Disk Manifold Lid*</b>		
Includes: polypropylene lid with 6 ports, 6 nylon valves, 6 PTFE needle guides, 4 black lid legs, collection baseplate, collection plate for volumetric flasks, collection plate for concentrator tubes, 3 white collection plate posts, 12 collection plate retaining clips	kit	25992
<b>Accessories</b>		
Glass Vacuum Chamber w/gauge & valve for Resprep manifolds, 6 or 12-Port	ea.	25991
<b>Manifold Lid Replacement Parts</b>		
Valves, 12 or 24-Port	2-pk.	26083
Valve Attachment	48-pk.	26130
Needle Attachment	48-pk.	26131
Sample Guides, 12 or 24-Port	12-pk.	26084
Gasket, 12-port	2-pk.	24011


\*Vacuum chamber (cat.# 25991) not included.

### Resprep® Sample Delivery System

- Compatible with Resprep® 1, 3, 6, and 15 mL SPE cartridges and Diskcover-47 extraction disk holder (cat.# 24020).
- Six PTFE transfer lines (1/8" OD x 1/16" ID x 36" long); each is banded with a different color for easy sample identification.
- Specified in EPA drinking water methods.
- Tested to pH of 1 to ensure no contaminants leach from system.

Use the Resprep® sample delivery system to transfer large volumes of low viscosity samples directly from a bottle to a solid phase extraction cartridge, or to a disk on a vacuum manifold system for extraction or cleanup. Each unit consists of six transfer lines with a stainless steel weight on one end and a color-coded screw fitting and polyethylene terephthalate (PET) adapter on the opposite end.

Description	qty.	cat.#
Resprep Sample Delivery System	6-pk.	26250





Resprep® disks & flow filters extract analytes of interest at high flow rates and significantly reduce clogging.



26024



26023



24020



24029

### Resprep®-C18 and Resprep®-C8 SPE Disks

- Glass fiber disks embedded with C18 or C8 bonded silica.
- Extract semivolatile organic compounds.
- Deep-pore design reduces clogging and allows faster flow rates.
- Meet requirements for EPA Methods 525.1, 506, 550.1, and 549.1.
- Lower cost than PTFE disks.

Description	Diameter	qty.	cat.#
Resprep-C8	47 mm	24-pk.	24048
Resprep-C18	47 mm	20-pk.	24004
Resprep-C18	90 mm	12-pk.	25988

### Resprep® Oil & Grease SPE Disks

- 47 mm glass fiber disks embedded with specialty bonded silica.
- Meet requirements for EPA Method 1664.\*
- Reduce emulsion formation and amount of solvent required by previous EPA methods.
- No chlorofluorocarbons needed.

Description	qty.	cat.#
Resprep Oil & Grease SPE Disks	20-pk.	26022

\*A sodium sulfate drying tube and a 0.45 µm PTFE syringe filter (cat.# 26145, page 386) also may be used.

### Resprep® SPE Flow Filters

- Designed specifically to improve flow when filtering oil and grease samples.
- Use with Resprep® Diskcover-47 reservoir, or any 47 mm glass sample reservoir.

Description	qty.	cat.#
Resprep SPE Flow Filters	20-pk.	26024

### Resprep® Resin SPE Disks

- 47 mm glass fiber disks embedded with styrene/DVB resin.
- For chlorinated, benzidine-containing, or nitrogen-containing pesticides.
- Meet requirements of EPA Methods 515.2 and 553.

Description	qty.	cat.#
Resprep Resin SPE Disks	20-pk.	26023

## Parts for Diskcover-47 Extraction System

### Diskcover-47 Extraction Disk Holder

- Compatible with most vacuum manifold systems that accept 1/8-inch male luer fittings.
- Sample can be automatically introduced via 1/8-inch PTFE tubing or from the optional Diskcover-47 reservoir.

Description	qty.	cat.#
Diskcover-47 Extraction Disk Holder	ea.	24020
Diskcover-47 Extraction Disk Holder	6-pk.	24021
PTFE Tube Luer Adaptors (1/8" OD)	6-pk.	24017
PTFE Sample Tubing (2 ft./0.6 m, 1/8" OD)	6-pk.	24025

### Diskcover-47 Reservoir\*

The Diskcover-47 open-top reservoir allows you to pour up to 125 mL of sample directly onto the filter disk holder. It easily installs on top of the Diskcover-47 extraction disk holder.

Description	qty.	cat.#
Diskcover-47 Reservoir	ea.	24029
Diskcover-47 Reservoir	6-pk.	24030
PTFE O-Ring**	ea.	24027
PTFE O-Ring**	6-pk.	24028

\*Must be used with the Diskcover-47 extraction disk holder.

\*\*Order when using PTFE extraction filters.



**Sodium Sulfate** (Bulk Adsorbent)

- Ideal for removing water from sample extracts.
- Activate by heating to 400 °C for four hours before use.
- Packaged in recloseable 5 kg buckets.

Anhydrous sodium sulfate is the most common drying agent used to remove moisture from sample extracts. We package our 60 mesh material in recloseable buckets.

Description	qty.	cat.#
Sodium Sulfate	5 kg	26204

**Florisol® PR** (Bulk Adsorbent)

- Pesticide residue grade.
- Packaged in glass containers.

Florisol® PR is commonly used to remove polar interferences from pesticide residues. This bulk material is ideal for labs packing their own chromatography columns for pesticide residue extractions.

Description	qty.	cat.#
Florisol PR, 60/100 mesh	500 g	26135

**Granulated Activated Copper** (Bulk Adsorbent)

- Convenient form for removing sulfur from environmental extracts.
- Acidified and activated—ready for use.

Activated copper effectively removes elemental sulfur from environmental extracts. Our acid-washed and activated material can be used right out of the package. The 30 mesh granular material eliminates the potential for fine copper particles in filtered extracts.

Description	qty.	cat.#
Granulated Activated Copper, 30 mesh	1 kg	26136

**Ottawa Sand** (Bulk Adsorbent)

- Sample medium for matrix spikes and laboratory control blanks.
- Packaged in convenient 5 kg buckets.

Ottawa sand is listed in several U.S. EPA methods as the specified medium for matrix spike and laboratory control blanks.

Description	qty.	cat.#
Ottawa Sand	5 kg	26137

**Diatomaceous Earth** (Bulk Adsorbent)

- Improves extraction efficiency.
- Adsorbs moisture from samples.

Diatomaceous earth is used as a filter aid to improve extraction efficiency of densely packed soils, such as clays. By mixing the sample with diatomaceous earth, recoveries can be improved and excess moisture can be absorbed. Packaged in a convenient 1 kg quantity.

Description	Similar to Dionex part #	qty.	cat.#
Diatomaceous Earth, 30/40 mesh	062819	1 kg	26033





QuEChERS Products

Ideal for multiresidue pesticide analysis from food and other matrices.

Restek Q-sep™ QuEChERS Products






Fast, Simple Sample Prep for Multiresidue Pesticide Analysis

- Ready-to-use tubes, no glassware required.
- Preweighed, ultra-pure sorbents.
- Support original unbuffered, AOAC (2007.01), European (EN 15662), and mini-multiresidue QuEChERS methods.

QuEChERS methods are fast, easy, and cost-effective, and Restek Q-sep™ products make QuEChERS procedures even simpler. All extraction salts, sorbents, and sample tubes are included—no specialized equipment or glassware is required. Prepare samples more efficiently with a complete line of QuEChERS supplies from Restek.

	Mini-Luke or Modified Luke Method	QuEChERS	Savings with QuEChERS
Estimated time to process 6 samples (min)	120	30	4x faster
Solvent used (mL)	60-90	10	6-9x less solvent
Chlorinated waste (mL)	20-30	0	Safer, cheaper, greener
Glassware/specialized equipment	capacity for 200 mL, quartz wool, funnel, water bath or evaporator	none	Ready-to-use

Selection Guide for Q-sep™ dSPE Tubes

Commodity types and examples	AOAC 2007.01	EN 15662	Mini-multiresidue	Additional products
 <p><b>Low fat &amp; low pigment fruits &amp; vegetables</b></p> <ul style="list-style-type: none"> <li>• Celery</li> <li>• Cucumber</li> <li>• Head lettuce</li> <li>• Melon</li> </ul>	<p><b>2 mL, 100-pk.</b> (cat.# 26124)</p> <p><b>15 mL, 50-pk.</b> (cat.# 26220)</p>	<p><b>2 mL, 100-pk.</b> (cat.# 26215)</p> <p><b>15 mL, 50-pk.</b> (cat.# 26223)</p>	<p><b>2 mL, 100-pk.</b> (cat.# 26215)</p>	
 <p><b>Fatty or waxy fruits &amp; vegetables</b></p> <ul style="list-style-type: none"> <li>• Cereals</li> <li>• Avocado</li> <li>• Nuts &amp; seeds</li> <li>• Dairy</li> </ul>	<p><b>2 mL, 100-pk.</b> (cat.# 26125)</p> <p><b>15 mL, 50-pk.</b> (cat.# 26221)</p>		<p><b>2 mL, 100-pk.</b> (cat.# 26216)</p>	<p><b>15 mL, 50-pk.</b> (cat.# 26226)</p> <p><b>2 mL, 100-pk.</b> (cat.# 26242)</p> <p><b>15 mL, 50-pk.</b> (cat.# 26244)</p>
 <p><b>Pigmented fruits &amp; vegetables</b></p> <ul style="list-style-type: none"> <li>• Strawberries</li> <li>• Sweet potatoes</li> <li>• Tomatoes</li> </ul>	<p><b>15 mL, 50-pk.</b> (cat.# 26222)</p>	<p><b>2 mL, 100-pk.</b> (cat.# 26217)</p> <p><b>15 mL, 50-pk.</b> (cat.# 26224)</p>	<p><b>2 mL, 100-pk.</b> (cat.# 26217)</p>	<p><b>2 mL, 100-pk.</b> (cat.# 26123)</p>
 <p><b>Highly pigmented fruits &amp; vegetables</b></p> <ul style="list-style-type: none"> <li>• Red peppers</li> <li>• Spinach</li> <li>• Blueberries</li> </ul>	<p><b>2 mL, 100-pk.</b> (cat.# 26219)</p>	<p><b>2 mL, 100-pk.</b> (cat.# 26218)</p> <p><b>15 mL, 50-pk.</b> (cat.# 26225)</p>	<p><b>2 mL, 100-pk.</b> (cat.# 26218)</p>	<p><b>15 mL, 50-pk.</b> (cat.# 26126)</p>
 <p><b>Universal use</b> Wide range of commodities, including fatty &amp; pigmented fruits &amp; vegetables.</p>				<p><b>2 mL, 100-pk.</b> (cat.# 26243)</p> <p><b>15 mL, 50-pk.</b> (cat.# 26245)</p>
<p>Download free instructions at <a href="http://www.restek.com/quechers">www.restek.com/quechers</a></p>	<p>Instruction sheet# 805-01-002</p>	<p>Instruction sheet# 805-01-001</p>	<p>Instruction sheet# 805-01-001</p>	<p>Generic dSPE 805-01-003</p>

### Q-sep™ QuEChERS Extraction Salts

- Salt packets eliminate the need for a second empty tube to transfer salts.
- Go green by using packets with reusable tubes.
- Convenient and easy to use.

Description	Material	Methods	qty.	cat.#
Q-sep Kit	4 g MgSO <sub>4</sub> , 1 g NaCl with 50 mL Centrifuge Tube	original unbuffered	50 packets & 50 tubes	23991
Q-sep Packets	4 g MgSO <sub>4</sub> , 1 g NaCl	original unbuffered	50 packets	23992
Q-sep Kit	4 g MgSO <sub>4</sub> , 1 g NaCl, 1 g TSCD, 0.5 g DHS with 50 mL Centrifuge Tube	European EN 15662	50 packets & 50 tubes	26235
Q-sep Packets	4 g MgSO <sub>4</sub> , 1 g NaCl, 1 g TSCD, 0.5 g DHS	European EN 15662	50 packets	26236
Q-sep Kit	6 g MgSO <sub>4</sub> , 1.5 g NaOAc with 50 mL Centrifuge Tube	AOAC 2007.01	50 packets & 50 tubes	26237
Q-sep Packets	6 g MgSO <sub>4</sub> , 1.5 g NaOAc	AOAC 2007.01	50 packets	26238
Empty 50 mL Centrifuge Tube, Polypropylene			50-pk.	26239
Empty 50 mL Centrifuge Tube, FEP			2-pk.	23997

TSCD—trisodium citrate dihydrate; DHS—disodium hydrogen citrate sesquihydrate; NaOAc—sodium acetate



### Q-sep™ QuEChERS dSPE Tubes for Extract Cleanup

- Packaged in foil subpacks of 10 for enhanced protection and storage stability.
- Individually labeled tubes for easy sorbent identification.

Description	Methods	qty.	cat.#
<b>2 mL Micro-Centrifuge Tubes for dSPE (cleanup of 1 mL extract)</b>			
150 mg MgSO <sub>4</sub> , 25 mg PSA	original unbuffered, mini-multiresidue, European EN 15662	100-pk.	26215
150 mg MgSO <sub>4</sub> , 25 mg PSA, 25 mg C18	mini-multiresidue	100-pk.	26216
150 mg MgSO <sub>4</sub> , 25 mg PSA, 2.5 mg GCB	mini-multiresidue, European EN 15662	100-pk.	26217
150 mg MgSO <sub>4</sub> , 25 mg PSA, 7.5 mg GCB	mini-multiresidue, European EN 15662	100-pk.	26218
150 mg MgSO <sub>4</sub> , 50 mg PSA	AOAC 2007.01	100-pk.	26124
150 mg MgSO <sub>4</sub> , 50 mg PSA, 50 mg C18	AOAC 2007.01	100-pk.	26125
150 mg MgSO <sub>4</sub> , 50 mg PSA, 50 mg GCB	AOAC 2007.01	100-pk.	26123
150 mg MgSO <sub>4</sub> , 50 mg PSA, 50 mg C18, 50 mg GCB	AOAC 2007.01	100-pk.	26219
150 mg MgSO <sub>4</sub> , 50 mg C18	NA	100-pk.	26242
150 mg MgSO <sub>4</sub> , 50 mg PSA, 50 mg C18, 7.5 mg GCB	universal	100-pk.	26243

#### 15 mL Centrifuge Tubes for dSPE (cleanup of 6 mL and 8 mL extract)

1,200 mg MgSO <sub>4</sub> , 400 mg PSA	AOAC 2007.01	50-pk.	26220
1,200 mg MgSO <sub>4</sub> , 400 mg PSA, 400 mg C18	AOAC 2007.01	50-pk.	26221
1,200 mg MgSO <sub>4</sub> , 400 mg PSA, 400 mg C18, 400 mg GCB	AOAC 2007.01	50-pk.	26222
1,200 mg MgSO <sub>4</sub> , 400 mg C18	similar to AOAC 2007.01	50-pk.	26244
900 mg MgSO <sub>4</sub> , 150 mg PSA	original unbuffered, European EN 15662	50-pk.	26223
900 mg MgSO <sub>4</sub> , 150 mg PSA, 15 mg GCB	European EN 15662	50-pk.	26224
900 mg MgSO <sub>4</sub> , 150 mg PSA, 45 mg GCB	European EN 15662	50-pk.	26225
900 mg MgSO <sub>4</sub> , 150 mg PSA, 150 mg C18	similar to European EN 15662	50-pk.	26226
900 mg MgSO <sub>4</sub> , 300 mg PSA, 300 mg C18, 45 mg GCB	similar to European EN 15662	50-pk.	26245
900 mg MgSO <sub>4</sub> , 300 mg PSA, 150 mg GCB	NA	50-pk.	26126

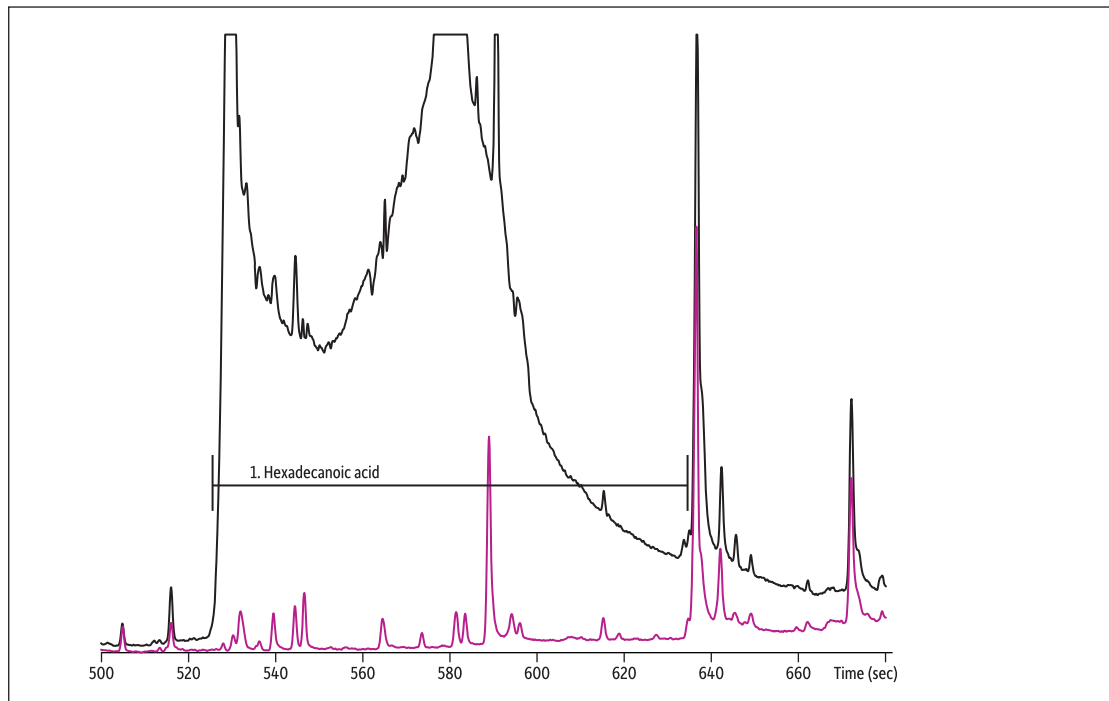
PSA—primary and secondary amine exchange material; GCB—graphitized carbon black



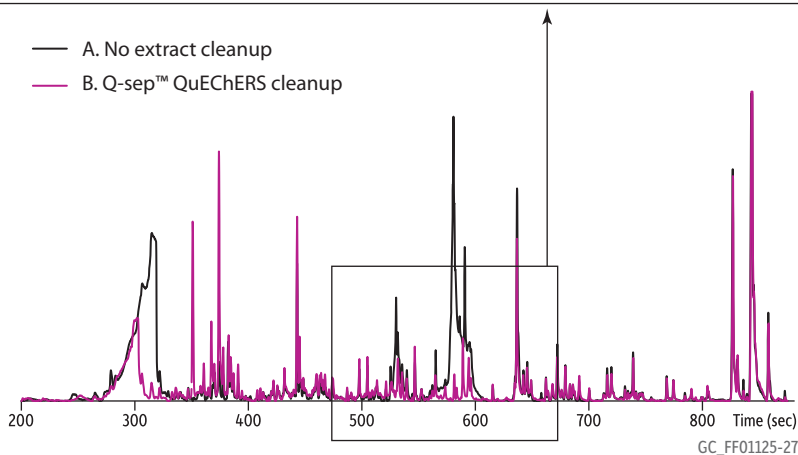
#### Multiple sorbents are used to extract different types of interferences.

MgSO <sub>4</sub>	removes excess water
PSA	removes sugars, fatty acids, organic acids, and anthocyanine pigments
C18	removes nonpolar interferences
GCB	removes pigments, sterols, and nonpolar interferences

Use Q-sep™ QuEChERS tubes to easily remove matrix interferences.



— A. No extract cleanup  
 — B. Q-sep™ QuEChERS cleanup



GC\_FF01125-27

**Column** Rxi®-5Sil MS, 20 m, 0.18 mm ID, 0.18 µm (cat.# 43602)  
**Sample** Sweet potato spiked with pesticide mix and extracted with acetonitrile and Q-sep™ QuEChERS EN Method 15662 extraction salts

**Injection**  
 Inj. Vol.: 1.0 µL splitless (hold 1 min)  
 Liner: Gooseneck splitless (4 mm) w/deact. wool (cat.# 22405)  
 Inj. Temp.: 250 °C

**Oven**  
 Oven Temp: 72.5 °C (hold 1 min) to 350 °C at 20 °C/min

**Carrier Gas** He, constant flow  
**Flow Rate:** 1.2 mL/min

**Detector** MS  
 Mode:  
 Transfer Line Temp.: 300 °C  
 Analyzer Type: TOF  
 Ionization Mode: EI  
 Acquisition Range: 45-550 amu

**Instrument** Agilent/HP6890 GC

**Notes**  
 A. Extract (without cleanup step) acidified with formic acid to pH 5  
 B. Extract with cleanup using Q-sep™ QuEChERS dSPE cleanup tube (cat.# 26124) acidified with formic acid to pH 5.

Scan range: m/z 60, 73, 87, 129, 256 plotted



### Q-sep™ 3000 Centrifuge for QuEChERS

- Meets or exceeds requirements of original unbuffered, AOAC, and European QuEChERS methodology.
- Supports 50 mL, 15 mL, and 2 mL centrifuge tubes.
- Small footprint requires less bench space.
- Safe and reliable—UL, CSA, and CE approved; 1-year warranty.

Priced to fit your laboratory's budget, the Q-sep™ 3000 centrifuge is the first centrifuge specifically designed for QuEChERS methodology. This compact, quiet, yet powerful, unit spins at the 3,000 g force required by the European method.

Centrifuge includes 50 mL tube carriers (six), 50 mL conical tube inserts (six), 4-place 15 mL tube carriers (six), and 2 mL tube adaptors (24).

#### Specifications:

Motor Speed and Force Rating: 4,130 rpm, 3,000 xg
Maximum Capacity with 6-Place Horizontal Rotor: 6 x 50mL tubes, 18 x 15mL tubes, 24 x 2mL tubes
Motor: 1/2 H.P. brushless DC
Nominal Acceleration Time: 45 seconds
Nominal Braking Time: 60 seconds
Timer (electronic): 1 to 30 minutes +/-1%
Requirement: 2.0 or 1.0 amps
Current Voltage Requirement: 115 or 230 (+/-10%) volts
Frequency: 50 / 60 Hz
Centrifuge Protection Breaker: 4 amp resettable
Overall Dimensions: 9"h x 14.5"w x 17"d (22.9cm x 36.8cm x 43.2cm)
Weight: 39 lbs (17.7kg)

Description	qty.	cat.#
Q-sep 3000 Centrifuge, 110V	ea.	26230
Q-sep 3000 Centrifuge, 220V	ea.	26231
<b>Replacement Accessories</b>		
50 mL Tube Carrier for Q-sep 3000 Centrifuge	2-pk.	26232
50 mL Conical Tube Insert for Q-sep 3000 Centrifuge	6-pk.	26249
4-Place Tube Carrier for Q-sep 3000 Centrifuge	2-pk.	26233
2 mL Tube Adaptors for Q-sep 3000 Centrifuge	4-pk.	26234



Dimensions: 9"h x 14.5"w x 17"d  
(22.9 cm x 36.8 cm x 43.2 cm)



### Q-sep™ Tube Racks

- Available for 2 mL, 15 mL, and 50 mL tubes.
- Alphanumerical grid reference on top tier for easy identification of samples.
- Easy to assemble; simply fold and snap together securely.

Description	Size	Material	qty.	cat.#
Q-sep Tube Rack for 2 mL Centrifuge Tube	Holds 100	Polypropylene, White	ea.	23995
Q-sep Tube Rack for 15 mL Centrifuge Tube	Holds 60	Polypropylene, White	ea.	23993
Q-sep Tube Rack for 50 mL Centrifuge Tube	Holds 24	Polypropylene, White	ea.	23994



### Q-sep™ Bottle Top Solvent Dispenser

- Adjustment knob offers 56 output volume settings from 2.5 mL to 30 mL per stroke (0.5 mL increments)—ideal for QuEChERS methods!
- Base features 30 mm threads and includes four adaptors (25 mm, 28 mm, 38 mm, and 45 mm).
- Individually calibrated in accordance with ISO 8655 standards (certificate included) and can also be recalibrated by the user.
- PTFE, glass, and polypropylene construction for excellent chemical compatibility and 100% autoclavability.
- Integral safety discharge reduces risk of accidental dispensing, and nozzle cap prevents dripping.
- Easy to disassemble for cleaning and servicing.

Accurately and precisely dispense liquids for QuEChERS extractions with this versatile pump. A quick, simple adjustment lets you set the output volume anywhere from 2.5 mL to 30 mL per stroke, and the included adaptors will accommodate most reagent bottles.



23990  
Bottle not included.

Description	qty.	cat.#
Q-sep Bottle Top Solvent Dispenser, 2.5 mL - 30 mL	ea.	23990



# Sample Filtration



Cut costs, not quality!



Now available in 4 mm & 30 mm, as well as in PES.

## Syringe Filters with Luer Lock Inlet

- Luer lock inlet offers leak-tight syringe connection.
- Variety of filter types, porosities, and diameters.
- Color coded for easy identification.
- Rugged polypropylene housing.
- Autoclavable to 121 °C for 15 minutes.
- Quantity break pricing for greater savings.



Size	Porosity	Color	qty.	cat.#
<b>Cellulose Acetate</b>				
4 mm	0.22 µm	green	100-pk.	23972
4 mm	0.45 µm	blue	100-pk.	23973
13 mm	0.22 µm	green	100-pk.	26156
13 mm	0.45 µm	blue	100-pk.	26155
25 mm	0.22 µm	green	100-pk.	26158
25 mm	0.45 µm	blue	100-pk.	26157
30 mm	0.22 µm	green	100-pk.	23982
30 mm	0.45 µm	blue	100-pk.	23983
<b>Nylon</b>				
4 mm	0.22 µm	yellow	100-pk.	23970
4 mm	0.45 µm	pink	100-pk.	23971
13 mm	0.22 µm	yellow	100-pk.	26146
13 mm	0.45 µm	pink	100-pk.	26147
25 mm	0.22 µm	yellow	100-pk.	26148
25 mm	0.45 µm	pink	100-pk.	26149
30 mm	0.22 µm	yellow	100-pk.	23980
30 mm	0.45 µm	pink	100-pk.	23981
<b>PES (polyethersulfone)</b>				
4 mm	0.22 µm	white	100-pk.	23978
4 mm	0.45 µm	blue	100-pk.	23979
13 mm	0.22 µm	white	100-pk.	23966
13 mm	0.45 µm	blue	100-pk.	23967
25 mm	0.22 µm	white	100-pk.	23968
25 mm	0.45 µm	blue	100-pk.	23969
30 mm	0.22 µm	white	100-pk.	23988
30 mm	0.45 µm	blue	100-pk.	23989
<b>PTFE (polytetrafluoroethylene)</b>				
4 mm	0.22 µm	purple	100-pk.	23974
4 mm	0.45 µm	orange	100-pk.	23975
13 mm	0.22 µm	purple	100-pk.	26142
13 mm	0.45 µm	orange	100-pk.	26143
25 mm	0.22 µm	purple	100-pk.	26144
25 mm	0.45 µm	orange	100-pk.	26145
30 mm	0.22 µm	purple	100-pk.	23984
30 mm	0.45 µm	orange	100-pk.	23985
<b>PVDF (polyvinylidene fluoride)</b>				
4 mm	0.22 µm	brown	100-pk.	23976
4 mm	0.45 µm	red	100-pk.	23977
13 mm	0.22 µm	brown	100-pk.	26150
13 mm	0.45 µm	red	100-pk.	26151
25 mm	0.22 µm	brown	100-pk.	26152
25 mm	0.45 µm	red	100-pk.	26153
30 mm	0.22 µm	brown	100-pk.	23986
30 mm	0.45 µm	red	100-pk.	23987

Syringe filters are for laboratory use only.

**Table I** Membrane selection guide.

Membrane	Properties	Applications	Incompatible with
Cellulose Acetate	hydrophilic	aqueous solutions	organic solvents
Nylon	hydrophilic, low protein binding	bases, HPLC solvents, alcohols, aromatic hydrocarbons	acids, aggressive halogenated hydrocarbons, proteins
PES	hydrophilic, low protein binding, fast flow rates	filtration of buffers & culture media	—
PTFE	hydrophobic	organic solvents, acids, alcohols, bases, aromatics	aqueous samples without pre-wetting (to avoid high backpressure)
PVDF	hydrophilic, low protein binding	alcohols, biomolecules	bases, esters, ethers, ketones
Cellulose Acetate, Nylon, PES, PVDF—hydrophilic applications			
PTFE—hydrophobic applications			

### Thomson SINGLE StEP™ Filter Vials

Save time and reduce waste—these eco-friendly vials replace syringe filtration and eliminate the need for separate vials, caps, syringes, and filters. Remove contaminants and particulates from your HPLC samples with a just a single squeeze!



- Fast and easy to use—only hand depression force is required.
- Compatible with both UHPLC and standard HPLC autosamplers.
- Pre-slit caps are color coded for easy identification of membrane and porosity.
- Low dead volume unit contains rugged polypropylene insert with 450 µL loading capacity.



Simply squeeze particulates and contaminants out of your sample!

Porosity	Color	qty.	cat.#
<b>Nylon</b>			
0.2 µm	black cap	200-pk.	23950
0.2 µm	black cap	500-pk.	23951
0.45 µm	pink cap	200-pk.	23952
0.45 µm	pink cap	500-pk.	23953
<b>PES (polyethersulfone)</b>			
0.2 µm	grey cap	200-pk.	23962
0.2 µm	grey cap	500-pk.	23963
0.45 µm	orange cap	200-pk.	23964
0.45 µm	orange cap	500-pk.	23965
<b>PTFE (polytetrafluoroethylene)</b>			
0.2 µm	green cap	200-pk.	23954
0.2 µm	green cap	500-pk.	23955
0.45 µm	blue cap	200-pk.	23956
0.45 µm	blue cap	500-pk.	23957
<b>PVDF (polyvinylidene fluoride)</b>			
0.2 µm	red cap	200-pk.	23958
0.2 µm	red cap	500-pk.	23959
0.45 µm	yellow cap	200-pk.	23960
0.45 µm	yellow cap	500-pk.	23961



Patent No. 7,790,117

## All the Right Tools— All in One Toolbox

Get all 4 USLC® stationary phases  
in 1 convenient package.

- Available for UHPLC (1.9 µm) and HPLC (3 or 5 µm) in 50, 100, or 150 mm lengths.
- Included selection guide makes it even easier to pick the right column the first time.

See **page 139**.

[www.restek.com/uslc](http://www.restek.com/uslc)



*Choose Columns Fast. Develop Methods Faster.*

## Accelerated Solvent Extraction (ASE)

Accelerated solvent extraction is a common technique for fast and reliable extraction of organic materials from solid matrices using EPA SW-846 Method 3545, Pressurized Fluid Extraction (PFE). Restek offers a wide range of replacement parts to keep your extraction system running smoothly. All parts are economically priced to save you money and are designed to meet or exceed the performance of the original manufacturer's parts.



### Replacement Parts for ASE® 150/350 Systems, Manufacturer's Design

#### Extraction Cell Bodies for ASE® 150/350 Systems

- Cell bodies are serialized for easy sample identification.
- Inner surfaces polished for easier cleaning.



Extraction Cell Body	Similar to	Stainless Steel	
	Dionex part #	qty.	cat.#
1 mL for ASE 150/350	068261	ea.	25993
5 mL for ASE 150/350	068262	ea.	25994
10 mL for ASE 150/350	068263	ea.	25995
22 mL for ASE 150/350	068264	ea.	25996
34 mL for ASE 100/300 and 150/350	056646	ea.	26176
66 mL for ASE 100/300 and 150/350	056696	ea.	26178
100 mL for ASE 100/300 and 150/350	056693	ea.	26132

#### Extraction Cell Caps for ASE® 150/350 Systems

- Inner surfaces polished for easier cleaning.
- Caps include frit, washer, PTFE O-ring, and threaded insert.

Description	Stainless Steel	
	qty.	cat.#
Replacement Extraction Cell End Caps for ASE 150/350	2-pk.	25997

# Q-sep™ QuEChERS Products

*Quick, Easy, Cheap, Effective, Rugged and Safe!*

## NEW Standards Available!

### Standards for AOAC QuEChERS Method 2007.01

See **page 537** for:

- AOAC IS Solution .....31963
- AOAC TPP Solution .....31964
- AOAC QC Spike Mix .....31999

[www.restek.com/quechers](http://www.restek.com/quechers)



## Replacement Parts for ASE® 200 Systems, Manufacturer's Design

### Extraction Cell Bodies for ASE® 200 Systems

- Cell bodies are serialized for easy sample identification.
- Inner surfaces polished for easier cleaning.

Extraction Cell Body	Similar to	Stainless Steel	
	Dionex part #	qty.	cat.#
1 mL for ASE 200	054973	ea.	26110
5 mL for ASE 200	054974	ea.	26112
11 mL for ASE 200	048820	ea.	26114
22 mL for ASE 200	048821	ea.	26098
33 mL for ASE 200	048822	ea.	26116



Cell bodies are serialized for easy sample identification.

### Extraction Cell Replacement Parts for ASE® 200 Systems

- Inner surfaces polished for easier cleaning.
- Caps include frit, washer, PTFE O-ring, and threaded insert.

Description	Similar to	Stainless Steel	
	Dionex part #	qty.	cat.#
Replacement Extraction Cell End Caps for ASE 200	049450	2-pk.	26096
Cap Inserts for ASE 200		2-pk.	26166
Replacement Frits for ASE 200	049453	10-pk.	26100
Replacement Frits for ASE 200	049453	100-pk.	25959

Description	Similar to	Stainless Steel	
	Dionex part #	qty.	cat.#
Snap Rings for Caps for ASE 200	049456	10-pk.	26184
Funnel for ASE 200	056958	ea.	26180
PTFE O-Rings for ASE 200 & ASE 300 Caps	049457	100-pk.	26187
Viton O-Rings for ASE 200 & ASE 300 Caps	056325	50-pk.	26188



26166



26180

### PEEK Washers for ASE® 200 Systems

- Meet original equipment manufacturer's performance.
- Available in four quantities.

Description	Similar to Dionex part #	qty.	cat.#
PEEK Washers for ASE 200	049454	12-pk.	25256
		48-pk.	25257
		250-pk.	26120
		1,000-pk.	26229



25256

### 20 mm Filters for ASE® 200 Extraction Cells

- Cellulose or glass fiber construction.
- Fit 11mL, 22mL, and 33mL cells.
- Cellulose filters available in economical 1,000-packs.

Description	Similar to Dionex part #	qty.	cat.#
Cellulose Filters for ASE 200	049458	100-pk.	26118
Cellulose Filters for ASE 200	049458	1,000-pk.	26190
Glass Fiber Filters for ASE 200	047017	100-pk.	26119



26119

### 60 mL Sample Collection Vials for ASE® 200 Systems

- Cleaned, assembled, and ready to use.
- Clear or amber glass.
- Caps and PTFE-lined septa included.

Description	Color	Similar to Dionex part #	qty.	cat.#
60 mL Collection Vials for ASE 200	Clear	048784	72-pk.	26121
60 mL Collection Vials for ASE 200	Amber	048781	72-pk.	26122
Replacement Septa, 24 mm x 0.125", PTFE-lined silicone	—	—	100-pk.	24694



26121

26122

# Accelerated Solvent Extraction (ASE)

## Replacement Parts for ASE® 100/300 Systems, Manufacturer's Design



26167



26169



26187



26174



26188



25393



26168



26191



26260

### Extraction Cell Bodies for ASE® 100/300 Systems

- Cell bodies are serialized for easy sample identification.
- Inner surfaces polished for easier cleaning.

Extraction Cell Body	Similar to Dionex part #	Stainless Steel	
		qty.	cat.#
10 mL for ASE 100	059793	ea.	26172
34 mL for ASE 100/300 and 150/350	056646	ea.	26176
66 mL for ASE 100/300 and 150/350	056696	ea.	26178
100 mL for ASE 100/300 and 150/350	056693	ea.	26132

### Extraction Cell Replacement Parts for ASE® 100/300 Systems

- Inner surfaces polished for easier cleaning.
- Caps include frit, washer, PTFE O-ring, and threaded insert.

Description	Similar to Dionex part #	Stainless Steel	
		qty.	cat.#
Replacement Extraction Cell End Caps for ASE 300	056921	2-pk.	26170
Cap Inserts for ASE 300		2-pk.	26167
Replacement Frits for ASE 100/300		6-pk.	26174

Description	Similar to Dionex part #	Stainless Steel	
		qty.	cat.#
Snap Rings for Caps for ASE 100/300	056778	12-pk.	26134
Funnel for ASE 100/300	056699	ea.	26169
PTFE O-Rings for ASE 200 & ASE 300 Caps	049457	100-pk.	26187
Viton O-Rings for ASE 200 & ASE 300 Caps	056325	50-pk.	26188

### PEEK Washers for ASE® 100/300 Systems

- Meet original equipment manufacturer's performance.
- Available in two quantities.

Description	Similar to Dionex part #	12-pk.	48-pk.
PEEK Washers for ASE 100/300	061687	25393	25394

### 30 mm Filters for ASE® 100/300 Extraction Cells

- Cellulose or glass fiber construction.

Description	Similar to Dionex part #	qty.	cat.#
Cellulose Filters for ASE 100/300	056780	100-pk.	26168
Glass Fiber Filters for ASE 100/300	056781	100-pk.	26189

### 250 mL Sample Collection Bottles for ASE® 100/300 Systems

- Cleaned, assembled, and ready to use.
- Clear or amber glass.
- Caps and PTFE-lined septa included.

Description	Color	Similar to Dionex part #	qty.	cat.#
250 mL Collection Bottles for ASE 100/300	Clear	056284	12-pk.	26191
250 mL Collection Bottles for ASE 100/300	Amber	—	12-pk.	26260
Replacement Septa, 24 mm x 0.125", PTFE-lined silicone		—	100-pk.	24694



### Valves for ASE® 100/200/300 Systems

- Fits ASE® 100, 200, 300 systems.
- Meets original equipment manufacturer's performance.

Description	Similar to Dionex part #	qty.	cat.#
Pressure Relief Valve for ASE 100/200/300	048889	ea.	26159
Static Valve for ASE 100/200/300	048778	ea.	26160



### Autoseal Tip Assembly for ASE® 200/300 Systems

- Meets original equipment manufacturer's performance.
- Choose original equipment-equivalent stainless steel, or Siltek® deactivation for improved inertness and extended lifetime.


Description	Similar to Dionex part #	Stainless Steel		Siltek Treated	
		qty.	cat.#	qty.	cat.#
Autoseal Tip Assembly for ASE 200	048811	ea.	26162	ea.	26161
Autoseal Tip Assembly for ASE 300	056641	ea.	26246	ea.	26247



### Tubing Assembly for ASE® 200/300 Systems

- Great value and improved design.
- Eliminates the need for the adaptor fitting on the static and purge valves.

Description	Similar to Dionex part #	qty.	cat.#
Tubing Assembly for ASE 200	049311	ea.	26251
Tubing Assembly for ASE 300	057059	ea.	26248



### Cell Organizer for ASE® Parts

- Convenient storage of extraction cell parts and consumables.
- Thirteen open bins provide easy visibility and organization for small and large pieces.
- Small footprint conserves valuable lab bench and drawer space.

Description	qty.	cat.#
Cell Organizer for ASE Parts, blue 13-bin unit, 12" L x 12" H x 7.5" D	ea.	23998



### Carrier Basket for ASE® Cells

- Sturdy stainless steel construction to carry full or empty ASE® cells and caps.
- Can hold twelve complete 33 mL cell assemblies and more of smaller sizes.

Description	qty.	cat.#
Carrier Basket for ASE Cells	ea.	23996



# Accelerated Solvent Extraction (ASE)



### Resprep® Tools for ASE® Systems

- Use to insert filter in extraction cell or O-ring in cell cap.
- Fits all extraction cells, except 1 mL size.

#### Inserting a Filter Using Filter Insertion Attachment on Resprep® Tool Handle (ASE® 100/200/300 systems)



Screw the appropriate size attachment onto the end of the Resprep™ tool handle.



Place a filter at the top of the extraction cell.



Push the filter to the bottom of the extraction cell.

#### Inserting an O-Ring Using Resprep® Tool Handle (ASE® 100/200/300 systems)



Place the O-ring over the tip of the tool.



Insert the tool into the center hole of the extraction cell cap.



Press the tool firmly inside the cap until the O-ring snaps into place.



Description	qty.	cat.#
2-in-1 Filter/O-Ring Insertion Tool Kit for ASE 100/200/300 (includes Resprep Tool Handle and Filter Insertion Attachments)	kit	26181
Resprep Tool Handle for ASE 100/200/300	ea.	26182
Filter Insertion Attachments (1 mL, 5 mL, 11 mL, 33 mL) for ASE 100/200/300	4-piece set	26183



### Retaining Ring Pliers for ASE® 100/200/300 Systems

- Can be used for internal or external retaining rings.
- Works to remove retaining ring in all ASE® cell caps.

Description	qty.	cat.#
Retaining Ring Pliers for ASE 100/200/300	ea.	26185



### Cell Cleaning Brushes for ASE® 100/200/300 Cells

- Firm nylon bristle brushes for easy cell cleaning and removal of solid samples.
- Range of sizes to fit all extraction cells for ASE® 100, 200, and 300.

Description	qty.	cat.#
Cell Cleaning Brushes	3-pk.	23999

# Glassware

Burets .....	393
Evaporator Apparatus .....	393
Extraction Apparatus .....	394
Flasks .....	394–395
Funnels .....	395
Pipettes.....	395
Stopper.....	395



## Burets

### Auto-Zero Burets with PTFE Stopcock and Reservoir, Class A

Precision-grade white graduations. Supplied with bottle and bulb.

Description	Volume	qty.	cat.#
Auto-Zero Buret w/1,000 mL Reservoir	25 mL	kit	23377
Auto-Zero Buret w/2,000 mL Reservoir	50 mL	kit	23378

### Squeeze-O-Matic (S-O-M) Buret with Poly Bottle and PTFE Plug

Description	Volume	Color	qty.	cat.#
S-O-M Buret, PTFE Plug	10 mL	white	kit	23379
S-O-M Buret, PTFE Plug	25 mL	white	kit	23380



23377

23379

## Evaporator Apparatus

### Kuderna-Danish Evaporator Concentrator

This apparatus is used to concentrate analytes from volatile solvents. Apparatus consist of a 3-ball Snyder distilling column, flask and concentrator tube. The flask and receivers are held together by ST joints and the included poly joint clamp. Concentrator tube is graduated.

Description	Volume	Receiver Capacity	qty.	cat.#
Kuderna-Danish Evaporator	250 mL	10 mL	kit	23339
Kuderna-Danish Evaporator	500 mL	15 mL	kit	23340

### Concentrator Tube

Description	Volume	Taper Size	qty.	cat.#
Graduated Concentrator Tube	10 mL	19/22	ea.	23341



23339

23341



23345



23343



23350



23365



23352



23356

## Extraction Apparatus

### Soxhlet Extraction Apparatus

Soxhlet extraction is used for the continuous solvent extraction of organic analytes from a solid matrix. All parts are connected with ST joints to reduce any risk of contamination. All flask joints are ST 24/40 joints.

Description	ID	Volume	Taper Size	qty.	cat.#
Extraction Apparatus	30 mm	125 mL	34/45	kit	23342
Extraction Apparatus	40 mm	250 mL	45/50	kit	23343
Extraction Apparatus	50 mm	300 mL	55/50	kit	23344

## Flasks

### Erlenmeyer Flasks w/Stopper

ST outer joint.

Description	Volume	Taper Size	qty.	cat.#
Erlenmeyer Flask w/Stopper	125 mL	24/40	ea.	23345
Erlenmeyer Flask w/Stopper	250 mL	24/40	ea.	23346
Erlenmeyer Flask w/Stopper	500 mL	24/40	ea.	23347
Erlenmeyer Flask w/Stopper	1,000 mL	24/40	ea.	23348

### Erlenmeyer Flasks w/Stopper, Iodine Style

Full-length ST joint, funnel top, and hollow stopper with closed bottom.

Description	Volume	Taper Size	qty.	cat.#
Erlenmeyer Flask w/Stopper, Iodine Style	125 mL	24/40	kit	23349
Erlenmeyer Flask w/Stopper, Iodine Style	250 mL	24/40	kit	23350
Erlenmeyer Flask w/Stopper, Iodine Style	500 mL	24/40	kit	23351

### Volumetric Flasks, Class A, ST Stopper

Calibrated to contain, with marking spot and ST stopper. Precision grade and "unserialized" flasks that meet the requirements for type 1, Class A, Federal Specification NNN-F-289, and ASTM Specification E 288.

Description	Volume	Taper Size	qty.	cat.#
Volumetric Flask w/Stopper	1 mL*	ST# 9	ea.	23359
Volumetric Flask w/Stopper	5 mL	ST# 9	ea.	23360
Volumetric Flask w/Stopper	10 mL	ST# 9	ea.	23362
Volumetric Flask w/Stopper	25 mL	ST# 9	ea.	23363
Volumetric Flask w/Stopper	50 mL	ST# 9	ea.	23364
Volumetric Flask w/Stopper	100 mL	ST# 13	ea.	23365
Volumetric Flask w/Stopper	200 mL	ST# 16	ea.	23366
Volumetric Flask w/Stopper	250 mL	ST# 16	ea.	23367
Volumetric Flask w/Stopper	500 mL	ST# 19	ea.	23368
Volumetric Flask w/Stopper	1,000 mL	ST# 22	ea.	23369

\*The 1 mL flask is test tube shaped and not guaranteed for Class A accuracy.

### Volumetric Flasks, Class A, ST Stopper, Amber

Calibrated to contain, with marking spot and ST stopper. Amber stain process provides protection to light-sensitive liquids. Meet the requirements for type 1, Class A, Federal Specification NNN-F-289, and ASTM Specification E 288.

Description	Volume	Taper Size	qty.	cat.#
Volumetric Flask w/Stopper, Amber	10 mL	ST# 9	ea.	23352
Volumetric Flask w/Stopper, Amber	25 mL	ST# 9	ea.	23353
Volumetric Flask w/Stopper, Amber	50 mL	ST# 9	ea.	23354
Volumetric Flask w/Stopper, Amber	100 mL	ST# 13	ea.	23355
Volumetric Flask w/Stopper, Amber	250 mL	ST# 16	ea.	23356
Volumetric Flask w/Stopper, Amber	500 mL	ST# 19	ea.	23357
Volumetric Flask w/Stopper, Amber	1,000 mL	ST# 22	ea.	23358

## Flasks, cont.

### Micro Volumetric Flask, Class A, ST Stopper

The 1 through 5 mL sizes conform to the recommendations of the Committee on Microchemical Apparatus, Analytical Division of the A.C.S., in their 1956 report. Sizes 10 through 50 mL have necks of special design, to allow pipetting to the very bottom of the flask. The wide base gives much greater support to the flask.

Description	Volume	Taper Size	qty.	cat.#
Micro Volumetric Flask w/Stopper	1 mL	ST# 8	kit	23370
Micro Volumetric Flask w/Stopper	2 mL	ST# 8	kit	23372
Micro Volumetric Flask w/Stopper	5 mL	ST# 8	kit	23373
Micro Volumetric Flask w/Stopper	10 mL	ST# 13	kit	23374
Micro Volumetric Flask w/Stopper	25 mL	ST# 13	kit	23375
Micro Volumetric Flask w/Stopper	50 mL	ST# 13	kit	23376



23374

## Funnels

### Separatory Funnels, Squibb Type with PTFE Stopcock

With solid ST stopper.

Description	Volume	Stopcock	qty.	cat.#
Separatory Funnel, Squibb Type	30 mL	2 PTFE	kit	23381
Separatory Funnel, Squibb Type	60 mL	2 PTFE	kit	23382
Separatory Funnel, Squibb Type	125 mL	2 PTFE	kit	23383
Separatory Funnel, Squibb Type	250 mL	4 PTFE	kit	23384
Separatory Funnel, Squibb Type	500 mL	4 PTFE	kit	23385
Separatory Funnel, Squibb Type	1 L	4 PTFE	kit	23386
Separatory Funnel, Squibb Type	2 L	6 PTFE	kit	23387



23382

## Pipettes

### Automatic, Repeating Pipettes

Delivers identical amounts of liquid in rapid succession by tilting dispenser to the rear, allowing reagent to fill the calibrated section of pipette from Erlenmeyer flask. The head and flask are held together by ST joints and the included poly joint clamp. Accuracy within 2%.

Description	Volume	Taper Size	qty.	cat.#
Repeating Pipette w/250 mL Reservoir	1 mL	24/40	kit	23390
Repeating Pipette w/250 mL Reservoir	5 mL	24/40	kit	23391
Repeating Pipette w/500 mL Reservoir	10 mL	24/40	kit	23392
Repeating Pipette w/500 mL Reservoir	15 mL	24/40	kit	23393
Repeating Pipette w/500 mL Reservoir	20 mL	24/40	kit	23394
Repeating Pipette w/1 L Reservoir	25 mL	24/40	kit	23395



23392

## Stopper

### ST Hollow Stopper

Pennyhead, full-length glass apparatus stopper with closed bottom.

Description	Taper Size	qty.	cat.#
ST Hollow Stopper	24/40	ea.	23338



23338



# Air Sampling

## Canisters & Accessories

Canisters .....	396–399
Canister Valves & Gauges .....	400–401
Passive Air Sampling Kits .....	402–405
Canister Accessories .....	406–408
Canister Maintenance/Reconditioning .....	409
Miniature Air Sampling Canisters .....	410–411
Gas Sampling Bags .....	412–413
Thermal Desorption Unit Tubes .....	414–415
PUFs, Resins, Glass Impingers .....	416–417
Gas Calibration Standards .....	418–423
High-Pressure Cylinders .....	424
Regulators .....	425



# Air Canisters for VOC Monitoring

## SilcoCan® & TO-Can® Air Sampling Canisters

- Get high performance canisters from the innovators of fused silica coating technology.
- Variety of options available, including SUMMA can equivalent.
- Standard fittings compatible with all instrumentation and accessories.
- Exclusive manufacturer of 1 L spherical canister.
- Repair service available to extend canister life.

### Canister Options

Sizes	1, 3, 6, 15 L
Valves	Parker® diaphragm, Swagelok® bellows
Interior Coating	Electropolished, Siltek® treated
Gauges	3 vacuum/pressure ranges

### Applications

Ambient Air	U.S. EPA TO-14A, TO-15, IP-1A, ASTM D5466, OSHA PV 2120, NJ DEP Low Level TO-15
Indoor Air	IP-1A, NJ DEP Low Level TO-15
Vapor Intrusion	
Emergency Response	

### Dimensions/Weights of Air Canisters

Can Volume	Dimensions (height x sphere diameter)		Weight	
	1 liter	8.5 x 5.25"	21.6 x 13.3 cm	2.5 lb
3 liter	11.5 x 7.25"	29.2 x 18.4 cm	4 lb	1.81 kg
6 liter	12.5 x 9.25"	31.8 x 23.5 cm	7 lb	3.18 kg
15 liter	17 x 12.25"	43.2 x 31.1 cm	13 lb	5.90 kg



## did you know?

SilcoCan® and TO-Can® canisters are cleaned prior to shipping.

- Excellent stability for long-term storage of sulfur-containing volatile organic compounds.
- More accurate sampling.

See pages 398–399 for canister product listings or go to [www.restek.com/air](http://www.restek.com/air) for more air monitoring products and solutions.

## Anatomy of a SilcoCan® Canister

### Optional gauge

- Quickly confirm vacuum or pressure inside canister.
- Monitor pressure changes.
- Fully protected by canister frame.
- Can be heated to 110 °C during cleaning.

### Newest surface technology

To ensure sample stability, SilcoCan® canisters are deactivated with innovative Siltek® surface treatment, which chemically bonds a fused silica layer to the metal inner surface of the canister. This layer offers unsurpassed inertness for active compounds, including polar and sulfur-containing molecules. It will not crack, chip, or flake off, despite harsh handling in the field or during transport.



### Enhanced valve and canister bracket

Canister holder and valve bracket protect canister, tube stub, and valve.

### 1/4" tube stub

Allows user to interchange valves.

### Serial-controlled label

For quick, sure identification.



### Custom Coatings Available from Restek

- **Siltek®**—The ultimate passivation of treated surfaces, from glass to high nickel alloys of steel; ideal for sulfurs, automotive exhaust testing, or stack gas sampling.
- **Sulfinert®**—A required treatment for metal components when analyzing for parts-per-billion levels of organo-sulfur compounds.
- **Silcosteel®-CR**—A corrosion-resistant layer that increases the lifetime of system components in acidic environments containing hydrochloric acid, nitric acid, or seawater.



## Get the Buzz

Subscribe to *the Buzz* e-newsletter for the latest chromatography solutions from Restek.

[www.restek.com/subscribe](http://www.restek.com/subscribe)

# Canisters



24182

Canisters are the gold standard for ambient VOC monitoring.

### Call for volume discounts!

Get the ultimate insurance plan—order your SilcoCan® canister with a Siltek®-treated valve.

## SilcoCan® Air Sampling Canisters

Ideal for low-level reactive sulfur (1-20 ppb), TO-14A, or TO-15 compounds

- High quality, metal-to-metal seal, 2/3-turn valve with stainless steel diaphragms.
- Sizes to support a wide range of sampling needs.
- 2-port or 3-port valve available; 3-port valve includes -30" Hg/60 psi vacuum/pressure gauge (other gauges available).
- Unsurpassed inertness, even for sulfur-containing or brominated compounds.
- For critical applications, order a Siltek®-treated valve—add suffix “-650” to the catalog number of the canister.

Features	Benefits
Siltek® treated.	High inertness—ensures sample stability.
High-purity, 2/3-turn valve with stainless steel diaphragms.	No sample adsorption at the valve, for more accurate results; easy to use.
Vacuum/pressure gauge (optional).	Ascertain internal conditions at a glance.
Variety of sizes.	Meet extensive range of sampling needs.
Stable to 250 °C.	Heat canister to 250 °C for superior cleaning.
Siltek®-treated valve available (add suffix “-650” to cat.#).	Completely passive sample pathway for maximum sample stability.

Whether you are monitoring for TO-14A, TO-15, or reactive sulfur compounds, SilcoCan® canisters are your best choice for inertness. In Tedlar® bags, the stability of low-level (100 ppbv) sulfur volatile organic compounds (VOCs) is poor, even within 24 hours of sampling. Sulfur compounds react with the metal surface in electropolished canisters, so these canisters are unsuitable for collecting and storing low-level sulfur VOCs. SilcoCan® air sampling canisters, which feature a Siltek®-treated surface, offer excellent storage stability for sulfur VOCs at very low levels (1–20 ppbv), under dry or humid conditions. The versatility of the SilcoCan® canister makes it an excellent choice for collecting and storing TO-14A or TO-15 compounds.

Description	1 L Volume		3 L Volume		6 L Volume		15 L Volume	
	cat.#		cat.#		cat.#		cat.#	
w/ Parker Diaphragm Valve	24180		24181		24182		24183	
w/ Parker Diaphragm Valve, Siltek Treated	24180-650		24181-650		24182-650		24183-650	
w/ Parker Diaphragm Valve, and Gauge*	24140		24141		24142		24143	
w/ Parker Diaphragm Valve, Siltek Treated, and Gauge*	24140-650		24141-650		24142-650		24143-650	
without Valve	22090		22091		22092		22093	

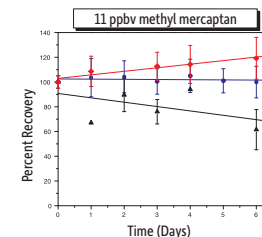
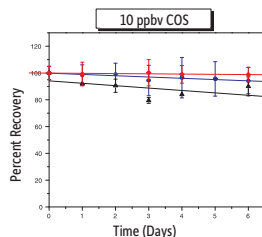
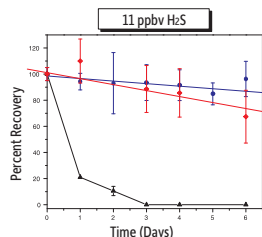
\*Range of standard gauge is -30" Hg to 60 psi.

Do not exceed canister maximum pressure of 40 psig.

## also available

▶ See pages 402–423 for sampling kits, sampling bags, and a range of gas reference standards to meet your environmental gas sampling requirements.

### SilcoCan® canisters effectively store very low levels of sulfur compounds.



Standards: Dry standards were made by adding 2 mL of a 100 ppm stock sulfur standard to each pre-cleaned and evacuated canister, then pressurizing to 30 psi with ultra-pure nitrogen. Humidified standards were made by injecting 100 µL of deionized water into the evacuated canisters prior to adding 2 mL of stock standard. This produced 50% RH.  
GC Column: Rtx®-1, 60 m, 0.53 mm ID, 7.0 µm; Detector: Sievers Model 355 Sulfur Chemiluminescence Detector

● Dry SilcoCan® (n=18)  
◆ Humidified SilcoCan® (n=5)  
▲ Electropolished (n=2)

### TO-Can® Air Sampling Canisters

Optimized for Methods TO-14A, TO-15, IP-1A, ASTM D5466, OSHA PV 2120, and NJ DEP Low Level TO-15

- Proprietary electropolished surface that maintains compound stability.
- High quality, metal-to-metal seal, 2/3-turn valve with stainless steel diaphragms or Bellows design.
- 2-port or 3-port valve available for diaphragm valve; 3-port valve includes -30" Hg/60 psi vacuum/pressure gauge (other gauges available).

Features	Benefits
Metal to metal seat, valve with stainless steel diaphragms.	No sample adsorption for more accurate results.
Vacuum/pressure gauge (optional).	Ascertain internal conditions at a glance.
Variety of sizes.	Meet a range of sampling needs.
Stable to 250 °C.	Heat canister to 250 °C for superior cleaning.

U.S. EPA Methods TO-14A and TO-15 regulate the collection, storage, and analysis of volatile organic compounds (VOCs) using treated air sampling canisters. Restek offers a complete line of TO-Can® canisters (SUMMA can equivalent), electropolished using a proprietary process and extensively cleaned using an ultrasonic method. This ensures a high-quality, passivated surface that maintains the stability of TO-14A/TO-15 compounds during storage. The frame surrounds the electropolished canister, eliminating the need for weld marks on the sphere, thereby preventing active sites on the canister. The Parker® Hannifin metal-to-metal diaphragm valve supports the excellent performance of the canister.

The unique holder attaches the handle and base to the canister without welds and protects the canister, tube stub, and valve. The 2/3-turn diaphragm valve has a metal-to-metal seat and a temperature limit of 250 °C. We leak-check the system with helium to ensure the TO-Can® canister and valve are leak-tight, then pressurize the canister with contaminant-free nitrogen before we ship it.

Description	1 L Volume	3 L Volume	6 L Volume	15 L Volume
	cat.#	cat.#	cat.#	cat.#
w/ Parker Diaphragm Valve	24172	24173	24174	24175
w/ Parker Diaphragm Valve, and Gauge*	24176	24177	24178	24179
w/ Swagelok SS4H Bellows Valve	22105	22106	22107	22108
without Valve	22094	22095	22096	22097

\*Range of standard gauge is -30" Hg to 60 psi.

Do not exceed canister maximum pressure of 40 psig.

#### Alternative Mounted Vacuum/Pressure Gauges

The standard vacuum/pressure range on a SilcoCan® or TO-Can® canister fitted with a gauge is -30" Hg to 60 psi. To have a different gauge mounted on your canister, add the appropriate suffix number to the canister catalog number.\*

Gauge	Suffix
-30" Hg/15 psi	-651
-30" Hg/30 psi	-652

\*No price difference for these substituted gauges.



#### please note

- SUMMA canister equivalent.
- Excellent analyte recovery—even after 14 days of storage.

#### did you know?

TO-Can® canisters are cleaned prior to shipping.

Quickly confirm vacuum or pressure. Request a high-quality gauge mounted on your SilcoCan® or TO-Can® canister.



### free literature

#### A Guide to Whole Air Canister Sampling: Equipment Needed and Practical Techniques for Collecting Air Samples

Ambient air sampling involves collecting a representative sample of ambient air for analysis. There are two general approaches: 1) "whole air" sampling with canisters or Tedlar® bags and 2) "in-field concentration" sampling using sorbent tubes or cold traps. In this guide, we focus on collecting whole air samples in canisters, a flexible technique with many applications.

Download your free copy from [www.restek.com](http://www.restek.com)

Technical Guide  
lit. cat.# EVTG1073A

## Valves and Gauges for Air Sampling Applications



24144

### Replacement Parker® Diaphragm Valves

(Stainless Steel & Siltek® Treated) for Air Sampling Canisters\*

- High quality, metal-to-metal seal, 2/3-turn valve with stainless steel diaphragms.
- 2-port or 3-port valve available.

Description	Stainless Steel Valve	Siltek-Treated Valve
	cat.#	cat.#
1/4" Replacement Valve (2-port)	24145	24144
1/4" Replacement Valve (3-port)	24147	24146

\*All Restek canisters are originally equipped with high-quality Parker Hannifin diaphragm valves. Each valve is helium leak-tested. The all-stainless steel construction eliminates contamination and withstands temperatures from -100 °C to 250 °C. All valves have 1/4" compression inlet and outlet connections. 3-Port valves also include an 1/8" female NPT port for a gauge.



24148

### Replacement Swagelok® SS4H Bellows Valve

- All metal flow path prevents sample adsorption, giving more accurate results.
- Unique serial number on each valve for complete traceability.
- Withstands temperatures of up to 300 °C.
- Rugged performance in the field.
- Fast delivery from Restek!

Restek offers Swagelok® SS4H canister valves. These popular, rugged valves are available separately or already assembled on our TO-Can® canisters. Valves are bellows-sealed for durability and meet all EPA requirements for air monitoring by methods TO-14A and TO-15.

Description	qty.	cat.
Replacement 1/4" Swagelok SS4H Bellows-Sealed Valve (2-port)	ea.	24148

Replacement 1/4" Swagelok SS4H bellows-sealed valves are available on SilcoCan canisters as a custom product. Contact Technical Service for more information.



24108

### Replacement Combination Vacuum/Pressure Gauges

2-inch vacuum/pressure gauges, 316 stainless steel with 1/8" NPT fitting and center back mount. Recommended for use with canisters.

Description	qty.	cat.#
-30" Hg/15 psi Vacuum/Pressure Gauge	ea.	24100
-30" Hg/30 psi Vacuum/Pressure Gauge	ea.	24104
-30" Hg/60 psi Vacuum/Pressure Gauge	ea.	24108

### Alternative Mounted Vacuum/Pressure Gauges

The standard vacuum/pressure range on a SilcoCan® or TO-Can® canister fitted with a gauge is -30" Hg to 60 psi. To have a different gauge mounted on your canister, add the appropriate suffix number to the canister catalog number.\*

Gauge	Suffix
-30" Hg/15 psi	-651
-30" Hg/30 psi	-652

\*No price difference for these substituted gauges.



24120

### Vacuum Gauges

High-quality vacuum gauges with 316 stainless steel wetted surfaces. -30" Hg to 0" Hg. Recommended for use with passive sampling kits. All are rear mount.

Description	Fittings	qty.	cat.#
2" Vacuum Gauge	1/8" NPT	ea.	24269
2" Vacuum Gauge	1/4" NPT	ea.	24270
1 1/2" Vacuum Gauge	1/8" NPT	ea.	24120



### Ashcroft® Test Gauges

- Accurate measurement of vacuum to -30" Hg and pressure to 60 psi.
- Available in both analog and digital formats.
- Accuracy to +/- 0.25%.
- Gauge connector to canister valve available.

High-accuracy test gauges are recommended for verifying the vacuum/pressure in canisters before and after sampling. The 6-inch face on the analog gauge allows for easy reading. The digital gauge operates on two AAA batteries and offers an unambiguous readout. Both gauges have an accuracy of +/- 0.25% and all metal wetted parts.

Description	qty.	cat.#
Analog Test Gauge, 6" diameter, 1/4" NPT	ea.	24285
Digital Test Gauge, 3" diameter, 1/4" NPT	ea.	24268
Ashcroft Gauge Connector to Canister Valve, stainless steel, connects 1/4" male NPT to 1/4" male compression fitting	ea.	22121



24285



24268

## Choose the Appropriate Device for Your Sampling Needs



	Canister	Gas Sampling Bag	Desorption Tube
<b>Media Type</b>	whole air	whole air	adsorption
<b>Sensitivity</b>	ppb	ppm	ppm
<b>Technique</b>	passive (no pump)	active	active
<b>Sample Type</b>	grab or integrated	grab	integrated
<b>Analyte</b>	wide range of VOCs	wide range of VOCs & permanent gases	sorbent specific
<b>Applications</b>	ambient, IAQ, emergency response, IH	ambient, IAQ emission	IAQ, IH
<b>Durability</b>	reusable	one time use	one time use
<b>Inertness</b>	excellent	fair	fair
<b>Stability</b>	30 day	48 hrs	varies by analyte
<b>Sample Volume</b>	0.4–6 L	0.5–100 L	varies by analyte
<b>Sampling Time</b>	minutes to days	minutes to hours	minutes to hours

See pages 398–399 for canisters. See page 412 for gas sampling bags.  
See page 414 for canister and thermal desorption tube comparison.

**Passive Air Sampling Kits—Integrated** (Stainless Steel & Siltek® Treated)

Superior Performance—an Excellent Restek Value

- Provide accurate integrated sampling without a sampling pump.
- Siltek®-treated components ensure accurate sampling of active components.
- Excellent for sampling times from 0.5 hour to 125 hours.

Restek’s passive air sampling kit incorporates all the hardware necessary to collect air samples and is easy to assemble for field sampling.\* The improved filter design greatly reduces the number of potential leak sites.

The passive air sampling kit is available in seven sampling flow ranges and in stainless steel or Siltek®-treated finish. The stainless steel kit is ideal to partner with the Restek TO-Can® air sampling canister for TO-14A and TO-15 methods. Use the Siltek®-treated version with the Restek SilcoCan® air sampling canister when collecting low-level volatile sulfur compounds, or other active compounds.

**also available**

- ▶ See **page 410** for miniature air sampling kits.
- ▶ See **page 409** for canister and flow controller repair service.

Canister Volume*/Sampling Time					Flow	Orifice Size	Siltek-Treated Sampling Kits	Stainless Steel Sampling Kits
400 cc	1 Liter	3 Liter	6 Liter	15 Liter				
8 hour	24 hour	48 hour	125 hour	—	0.5–2 mL/min	0.0008"	24217	24216
2 hour	4 hour	12 hour	24 hour	60 hour	2–4 mL/min	0.0012"	24160	24165
1 hour	2 hour	6 hour	12 hour	30 hour	4–8 mL/min	0.0016"	24161	24166
—	1 hour	4 hour	8 hour	20 hour	8–15 mL/min	0.0020"	24162	24167
—	—	2 hour	3 hour	8 hour	15–30 mL/min	0.0030"	24163	24168
—	—	—	1.5 hour	4 hour	30–80 mL/min	0.0060"	24164	24169
—	—	—	0.5 hour	1 hour	80–340 mL/min	0.0090"	22101	22100

\*Air sampling canisters sold separately.

**1. Veriflo® SC423XL flow controller**

This flow controller is the heart of the sampling train. It is a high-quality device designed to maintain a constant mass flow as the pressure changes from -30" Hg to 7" Hg (we recommend you stop sampling at or before 7" Hg of vacuum). All wetted parts of the flow controller can be Siltek® treated.

**2. Stainless steel vacuum gauge, 1/8" NPT**

Fitted to the flow controller, the gauge monitors canister vacuum change during sampling.

**3. 1/4-inch Siltek® sample inlet**

The 0.3 m x 1/4-inch tubing includes a stainless steel nut on the inlet end, to prevent water droplets from accumulating at the edge of the tubing, where they could be pulled into the sampling train.

**4. 2-micron frit filter and washer**

Located prior to the critical orifice to prevent airborne particles from clogging the critical orifice. Replaceable. Available in stainless steel, or Siltek® treated for optimum inertness.

**5. Interchangeable critical orifice**

An interchangeable ruby critical orifice allows you to control the flow with very high precision.

Note: All fitting connections are 1/4" tube, except where noted.



# Buy only the parts you need!

## Replacement Orifices

Use these orifices with a Veriflo® 423XL flow controller to change the flow range for alternative sampling times.

Flow	Orifice	Siltek Treated	Stainless Steel
	Size	cat.#	cat.#
0.5–2 mL/min	0.0008"	24219	24218
2–4 mL/min	0.0012"	24233	24245
4–8 mL/min	0.0016"	24234	24246
8–15 mL/min	0.0020"	24235	24247
15–30 mL/min	0.0030"	24236	24248
30–80 mL/min	0.0060"	24237	24249
80–340 mL/min	0.0090"	22099	22098

## 2 µm Frit Filters

For use in critical orifice fitting. Includes washers.

Description	qty.	Siltek Treated	Stainless Steel
		cat.#	cat.#
Replacement Frit Filter	3-pk.	24171	24170

## Veriflo® Flow Controllers

Veriflo® 423XL flow controllers are offered in a Siltek®-treated and stainless steel version. The flow device is available with or without a critical orifice. (Vacuum gauge sold separately.)

The critical orifice in a Veriflo® flow controller is interchangeable. Order orifices for alternate sampling times, or replacement orifices, separately.

Flow	Orifice	Siltek Treated	Stainless Steel
	Size	cat.#	cat.#
0.5–2 mL/min	0.0008"	24232	24229
2–4 mL/min	0.0012"	24255	24260
4–8 mL/min	0.0016"	24256	24261
8–15 mL/min	0.0020"	24257	24262
15–30 mL/min	0.0030"	24258	24263
30–80 mL/min	0.0060"	24259	24264
80–340 mL/min	0.0090"	22103	22102
	without orifice	24238	24239

## 7 µm In-Line Filter

This 316 stainless steel filter is designed to collect particles larger than 7 microns. We offer Siltek®-treated and stainless steel versions (1/4" compression fitting on both ends).

Description	qty.	Siltek Treated	Stainless Steel
		cat.#	cat.#
7 µm In-Line Filter	ea.	24265	24266

Note: frit is not replaceable.

## Sample Inlets

- 1/4" stainless steel compression fitting on each end.
- One end connects to flow controller or canister; nut on other end serves as rain guard.
- Includes nuts and ferrules.
- Two different lengths for use with large canisters and miniature canisters.

Description	qty.	Siltek Treated	Stainless Steel
		cat.#	cat.#
Sample Inlet, 6" Length	ea.	26210	26209
Sample Inlet, 1.5" Length	ea.	26212	26211



24249



24171

24170



24262

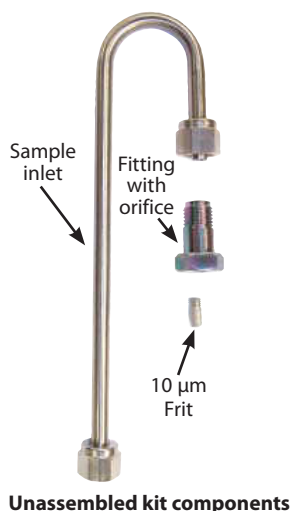


24266



26209

26211



**Passive Air Sampling Kits—Grab** (Stainless Steel & Siltek® Treated)

- Use with 1, 3, or 6 L canisters for grab air sampling.
- Variety of orifice sizes for fast sampling from 5 to 60 minutes.
- 1/4" compression fitting connects directly to canister valve inlet.
- Replaceable frit protects orifice and valve from particulates.
- Sample inlet design minimizes water entry into sampling train.
- Individual replacement components available.

Canister Volume/Sampling Time (min)			Flow	Orifice Size	Siltek-Treated	Stainless Steel
1 L Canister	3 L Canister	6 L Canister			Grab Sampling Kits	Grab Sampling Kits
					cat.#	cat.#
60	—	300	15 mL/min	0.0018"	26280	26263
45	—	240	20 mL/min	0.0020"	26281	26264
15	60	120	45 mL/min	0.0030"	26282	26265
10	30	60	80 mL/min	0.0040"	26283	26266
5	15	30	150 mL/min	0.0055"	26284	26267
—	—	15	300 mL/min	0.0080"	26285	26268
—	5	10	390 mL/min	0.0090"	26286	26269
—	3	5	>1,000 mL/min	0.0130"	26287	26270

Air sampling canisters sold separately.



**Replacement Fittings for Grab Sampling Kits**

Includes fitting and orifice.

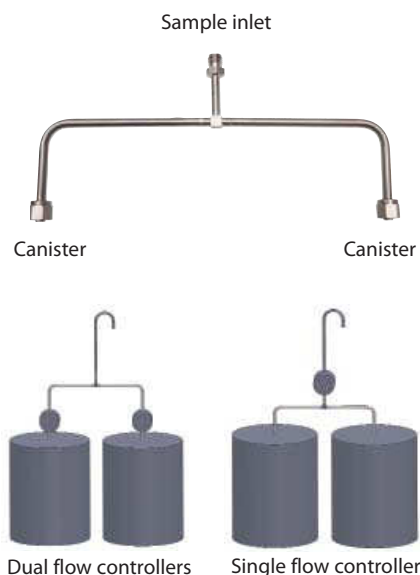
Orifice Size	Siltek-Treated	Stainless Steel
	Replacement Fitting w/Orifice	Replacement Fitting w/Orifice
	cat.#	cat.#
0.0018"	26288	26271
0.0020"	26289	26272
0.0030"	26290	26273
0.0040"	26291	26274
0.0055"	26292	26275
0.0080"	26293	26276
0.0090"	26294	26277
0.0130"	26295	26278

**Replacement 10 µm Frits for Grab Sampling Kits**

Description	qty.	Siltek Treated	Stainless Steel
		cat.#	cat.#
10 µm Frit for Grab Sampling Kit	3-pk.	26296	26279

**Dual Canister Sampling Manifold** (Stainless Steel & Siltek® Treated)

- Duplicate sampling with all canister sizes using one or two flow controllers.
- Precise dimensions (9.5" wide x 3.5" high) provide accurate splitting of sample between two canisters.
- One-piece design means fewer leaks.
- Thick-walled stainless steel tubing is rugged enough for field use.
- 1/4" compression connections.



Field duplicates of canister samples frequently result in analyte concentrations with high relative standard deviations. In addition, field duplicates do not differentiate laboratory performance from sampling variability. Restek's dual canister sampling manifold (DCSM) minimizes sampling variability through a single sample inlet and flow controller by which the sample is evenly collected between two canisters. Use of a single flow controller eliminates flow rate variability, as well as environmental variables common with collocated samples. The DCSM may also be used with two flow controllers to monitor individual canister vacuum.

Description	Stainless Steel	Siltek Treated
	cat.#	cat.#
Dual Canister Sampling Manifold	24998	24999

Note: Do not use the DCSM as a handle to pick up 2 canisters!


### Passive Air Sampling Kits—Soil Gas (Stainless Steel & Siltek® Treated)

This unique grab sampler is specifically designed for soil gas sampling by allowing the connection of tubing coming from the soil gas sample port. The innovative design minimizes connections and leaks and houses a critical orifice in the tee fitting. It also incorporates a vacuum gauge and 2 µm frit filter.

Assembled sampler includes:

- Stainless steel tee with orifice.
- Variety of orifice sizes for sampling from 4 minutes to 10 hours.
- 1 1/2" vacuum gauge (-30" Hg to 0" Hg).
- 2 µm frit filter for insertion into 1/4" compression sample inlet.
- 1/4" port connector to canister valve.

The 1/4" compression inlet and outlet allows easy connection to the canister valve and also to the tubing from the sample port. Several orifice sizes provide sampling times from 4 minutes to 10 hours on a 6 L canister. Individual replacement parts are available, providing a cost-effective alternative to replacing the entire sampler.



22930



**Assembled kit on canister**

Air sampling canisters sold separately.

Sampling Time		Flow	Orifice Size	Siltek-Treated	Stainless Steel
for 1 L Canister*	for 6 L Canister*			Soil Gas Sampler Kit	Soil Gas Sampler Kit
				cat.#	cat.#
4 min	20 min	210 mL/min	0.0065"	22935	22930
6 min	30 min	150 mL/min	0.0055"	22936	22931
10 min	1 hr	80 mL/min	0.0040"	22937	22932
30 min	3 hr	30 mL/min	0.0025"	26337	26336
45 min	4 hr	19 mL/min	0.0020"	22938	22933
2 hr	10 hr	6 mL/min	0.0014"	22939	22934

**NEW!**

\*Air sampling canisters sold separately.

### Replacement Tees w/Orifice for Soil Gas Sampler Kits

Orifice Size	Siltek-Treated	Stainless Steel
	Replacement Tee w/Orifice	Replacement Tee w/Orifice
	cat.#	cat.#
0.0065"	22945	22940
0.0055"	22946	22941
0.0040"	22947	22942
0.0025"	26339	26338
0.0020"	22948	22943
0.0014"	22949	22944

**NEW!**



22940

### Replacement Parts for Soil Gas Sampler Kits

Description	qty.	cat.#
Vacuum Gauge, 1 1/2"	ea.	24120
Replacement Frit Filter, Stainless Steel	3-pk.	24170
Replacement Frit Filter, Siltek Treated	3-pk.	24171
Port Connector, 1/4", Siltek/Sulfinert Treated	ea.	21549
Port Connector, 1/4", Stainless Steel	2-pk.	21936
Nut & Ferrule Set, 1/4", Stainless Steel	5-pk.	21911
Nut, 1/4", Stainless Steel	10-pk.	21902



24120



24171

24170

(Frits do not control flow.)

### also available

#### VCO® Fittings

- Use VCO® fittings for rapid assembly to cleaning system.
- Protect canister valves, flow controllers, and cleaning system fittings.

See **page 294**.







Features	Benefits
Large capacity—holds twelve 6 L cans or twenty-four 1 L cans.	Twice the capacity of other ovens for faster turnaround.
Embedded touch screen controller.	No separate computer needed.
Adjustable oven control up to 110 °C.	Cleans canisters AND valves faster and more completely than heating bands.
Ten user defined methods.	Each cleaning cycle parameter can be configured separately to minimize overall cycle time.
Edwards RV-8 vacuum pump.	Cheaper to run and maintain than 2-pump alternatives.
Vacuum and pressure stainless steel cold traps.	Keeps the system clean—prevents contamination from the pump or dirty canisters.
Humidifier	Provides humidified nitrogen to improve cleaning process.

	Restek	Entech
Capacity	Twelve 6 L cans	Six 6 L cans
Software	Included	Separate

[www.restek.com/air](http://www.restek.com/air)

## for more info

Download **EVTS1186A-UNV.pdf** from [www.restek.com](http://www.restek.com)

### Specifications:

#### TO-Clean Oven

Dimensions: 44"H x 48"W x 27"D

Weight: 525 lb

#### Cart

Dimensions: 29"H x 48"W x 30"D

Weight: 486 lb

#### Dewar

Weight: 5 lb

**TO-Clean Canister Cleaning System** High capacity, fully automated, easy-to-use canister cleaning oven dramatically increases lab efficiency.

- EPA Method TO-14A/15 compliant.
- Powerful pump can achieve 50 mTorr in 30 minutes for twelve 6 L canisters.
- Custom-built trays for different canister sizes.
- One-year limited warranty.
- Fully assembled and ready to use.

TO-Clean from Wasson-ECE Instrumentation is a revolutionary canister cleaning system designed to take the guesswork out of canister cleaning. The system is fully automated, allowing the user to start a cleaning cycle and walk away. This is a high-performance system that is easy to use and consistently produces excellent results.

### Cut Cleaning Time in Half

Get finished cleaning faster—the high capacity interior holds twice as many canisters as similar models, which lets you finish cleaning in half the time. EPA Method TO-14A/15 compliant unit holds up to twelve 6-liter or twenty-four 1-liter canisters.



### Oven Control at Your Fingertips

Isothermal oven cleans both canisters and valves faster and more completely than a heating band system. Temperature is adjustable up to 110 °C.

### Easily Create Custom Cleaning Programs

Create up to 10 different methods using the on-board touch screen controller. Define the number of cycles, pressure, and soak times; then save the method for later use. Ensures consistent procedures are followed and makes operation as simple as pressing "start".

Easily create custom methods.



Choose a saved method for a fast start and consistent process.



### Ensure Performance with Easy, On-Board Diagnostics

With embedded diagnostic software, you can check for leaks and test valve operation at the touch of a button. Quick and easy system verification ensures effective cleaning. No separate computer needed.



Description	qty.	cat.#
TO-Clean Oven, 120 V, 60 Hz	ea.	22916
TO-Clean Oven, 220/230 V, 50/60 Hz	ea.	22917
<b>Optional Accessories (not included with TO-Clean Oven)</b>	<b>qty.</b>	<b>cat.#</b>
Oven Cart, 29" H x 48" W x 30" D, 12 gauge steel, push handle and casters	ea.	22919
1 L Option: includes tubing, fittings, and inserts for 24 1 L canisters	ea.	22920
3 L Option: includes tubing, fittings, and inserts for 12 3 L canisters	ea.	22126
Mini-Can Option: includes tubing, fittings, and inserts for either 48 400 cc or 48 1,000 cc mini-canisters	ea.	22127

**NEW!**

**NEW!**

Shipping: FedEx Ground, unless otherwise requested. Costs vary depending on ship-to location.

Note: Ovens are built on demand; therefore, a ten-week lead time is required on all orders. A limited cancellation and return policy applies to TO-Clean ovens; contact Restek Customer Service for details.

### Air Canister Heating Jacket

- Closely simulates oven environment—heats entire canister and valve.
- Two temperature settings, 75 °C and 150 °C.\*
- Prevents sample condensation for accurate sub-sampling.
- Easily fits canister up to 6 liters.
- Lightweight; comfortable to the touch when heated.
- Connect up to five canister heating jackets to one 15 amp circuit.



Description	qty.	cat.#
Air Canister Heating Jacket (110 volt)	ea.	24123

\*Not CE certified.


### Humidification Chamber

When cleaning SilcoCan® or TO-Can® canisters, it is important to use humidified air or nitrogen to help remove volatile organic contaminants. We incorporated our humidification chamber into the design of our cleaning system. Restek's humidification chamber is made of acrylic and withstands pressure up to 90 psi. The 1/4-inch inlet and outlet compression fittings allow easy connection to pressure lines on your cleaning system. Our humidification chamber also has an easy-to-open lid for filling with water.

Description	qty.	cat.#
Humidification Chamber	ea.	24282

### did you know?

After assembly, every Restek SilcoCan® and TO-Can® canister is evacuated to 50 mTorr, then pressurized with humidified nitrogen to 30 psi. The cleaning system is programmed to repeat this cycle two times to ensure thorough cleaning. We ship our canisters clean and under pressure at 30 psi with dry nitrogen.



Restek's canister cleaning system with humidification chamber.

### Canister Air Sampling Timer

- Program up to 12 timed events!
- Capable of both manual and automated operation.
- Perfect for either grab- or time-integrated sampling.
- Long battery life; recharges conveniently using the USB port on any PC.
- All stainless steel sample flow path ensures inertness, improving accuracy.



These timers are designed to simplify both automated and manual air sampling. The easy-to-use keypad and graphic display facilitate the programming of up to 12 timed events. They offer the convenience of remote start/stop sampling and permit intermittent sampling throughout a test period. The LCD remains in sleep mode when not in use, greatly extending battery life. Timers are compatible with any canister and flow controller.

Features include: solenoid valve for sampling control, 1/4" inlet and outlet fittings, highly inert stainless steel flow path, and waterproof exterior for outdoor use.

Description	qty.	cat.#
Canister Air Sampling Timer	ea.	24267



Simplify automated and manual air sampling with a sampling timer.

Canister and passive air sampling kit must be purchased separately.



24151

### Air Canister Tripod

- Lightweight (9 pounds) and compact for easy storage and transport.
- Extends from 6' to 9' high.
- Large base provides enhanced stability without additional supports.
- Sturdy, rugged metal design for outdoor sampling and transport.

Restek's air canister tripod holds two canisters simultaneously for collocated ambient air sampling. The custom-designed bracket holds most 1, 3, and 6 L canisters securely without any tools.\*



Air canister tripod conveniently holds two air canisters.



Description	qty.	cat.#
Air Canister Tripod	ea.	24151

\*Air sampling canisters sold separately.

## Canister Carrying Supplies



24215

Restek canisters are shipped in boxes with handles for easy transportation.

### Canister Carrying Box Kit

6-liter carrying boxes with plastic handles simplify canister transport. These boxes also accommodate our passive sampling kit. Four carrying boxes and one shipping box per kit.

Description	qty.	cat.#
Canister Carrying Box Kit	kit	24215

### Canister Carrying Case

- Heavy-duty, all-aluminum design, fits two 6 L SilcoCan® or TO-Can® canisters tightly without foam.
- Weight: 9 pounds.
- Inside dimensions: length 18", width 9 1/8", height 12 1/2" (46 x 23 x 32 cm).
- No organic contaminants from foam or plastics.



Description	qty.	cat.#
Deluxe Canister Carrying Case	ea.	24226



# How to Extend Canister Life

What reduces canister performance and longevity? Leakage is the most common reason for canister failure, but contamination and damage to the fused silica lining can also send canisters to the scrap yard prematurely. Here are some tips to protect your investment:

## 1. Prevent leaks

Use proper handling to avoid these three leading causes of leaks.

### a. Particles in the valve

You can prevent particles from entering the valve by always using a 2 or 7  $\mu\text{m}$  particulate filter during sampling and on your canister cleaning equipment. Also, protect the valve inlet by replacing the brass dust cap when not in use. The EPA-recommended metal-to-metal sealing valves provide the greatest inertness, but tend to be more sensitive to particulate damage than other valve types.

### b. Galled thread fittings

Avoid galled thread fittings by using a gap gauge to prevent overtightening of compression fittings. Turning only  $\frac{1}{4}$  turn past finger-tight is another rule of thumb to prevent overtightening. Use brass compression fittings on stainless steel during nonsampling activities, such as cleaning or calibration, to minimize thread damage. Galled threads may also cause a poor connection to vacuum/pressure gauges, resulting in inaccurate measurement and the misleading conclusion that canister leakage exists.

### c. Overtightened valve

Canister valves are designed to close securely with hand tightening only. Overtightening a valve closure with a wrench may damage the valve seat where the seal is made.

## 2. Reduce contamination

a. Segregate high concentration level (ppm) cans and trace concentration level (ppb) cans. Use dedicated canisters, or gas sampling bags, for ppm level sampling, since it is extremely difficult to remove impurities from ppm sampling to a level suitable for trace sampling.

b. Clean the entire sampling train as you would the can to minimize introduction of contaminants into a clean can. Maximum temperature is 110  $^{\circ}\text{C}$  on the gauge and 130  $^{\circ}\text{C}$  on Restek's Veriflo<sup>®</sup> flow controller.

c. High temperature (>100  $^{\circ}\text{C}$ ) humidified air (steam cleaning) provides the most effective way to remove contamination from electropolished cans (TO-Can<sup>®</sup> or SUMMA<sup>®</sup> canisters), but can damage fused silica lined cans (SilcoCan<sup>®</sup> canisters). See #3 below for proper cleaning of fused silica lined cans.

## 3. Avoid damage to fused silica lined cans

Be sure to follow method recommendations when cleaning your canisters to avoid damaging the fused silica lining. Cleaning studies of SilcoCan<sup>®</sup> canisters using humidified air and heat at 80  $^{\circ}\text{C}$  and 125  $^{\circ}\text{C}$  have shown reduced recoveries of sulfur compounds, when compared to using nitrogen under the same conditions. This irreversible damage is due to oxidation of the surface, creating active sites that may affect the recovery of reactive or polar compounds. Strong acids and bases may also result in damage to the internal can surface.

## Canister and Flow Controller Repair Service

Save money and increase performance with Restek's canister and flow controller repair service.

Normal wear and tear on canisters and components can result in damage causing leakage. Restek's repair service allows you to extend the life of your equipment for much less than the cost to replace with new products. Contact Customer Service at 800-356-1688, or your Restek representative, to take advantage of this service. You will be given instructions and an SRV # to return the parts to us.

### Sampling Kit/Flow Controller Repair

Includes all new rubber seals in flow controller and orifice and frit replacement  
cat.# 550131

### Canister Repair

Includes valve replacement, leak test, & cleaning  
cat.# 560838

# Expand Air Sampling with Mini-Cans & Accessories

**Replacement Parts..... Page #**  
 Flow Controller .....403  
 Gauge .....400  
 Orifices .....403  
 Sample Inlet .....403

- Grab and integrated sampling without a sampling pump.
- 8-hr integrated sample possible with 400 cc mini-can.
- Siltek® coating delivers high level of inertness for H<sub>2</sub>S & other reactive compounds.
- Versatile enough for many applications:
  - Indoor air
  - Industrial hygiene
  - Soil gas
  - Emergency response

**Miniature Air Sampling Kits** (Stainless Steel & Siltek® Treated)

- Provide accurate integrated sampling without a sampling pump.
- Convenient smaller size connects easily to miniature canisters.
- Available in stainless steel or with Siltek® treatment for greater inertness.

Restek's passive air sampling kit incorporates all the hardware necessary to collect air samples and is easy to assemble for field sampling.\* Kit includes flow controller, critical orifice, 2 µm frit filter, vacuum gauge, and sample inlet. The gauge (cat.# 24120) and sample inlet (cat.#s 26211, 26212) are downsized for use with smaller canisters.



Canister Volume*/Sampling Time		Flow	Orifice Size	Siltek Treated Sampling Kits	Stainless Steel Sampling Kits
400 cc	1 Liter				
8 hour	24 hour	0.5–2 mL/min	0.0008"	26253	26252
2 hour	4 hour	2–4 mL/min	0.0012"	26255	26254
1 hour	2 hour	4–8 mL/min	0.0016"	26257	26256
—	1 hour	8–15 mL/min	0.0020"	26259	26258

\*Air sampling canisters sold separately.

**Mini-Can Accessories**

**Sampling Belt:**

- Adjustable up to 50".
- Two reclosable hook-and-loop straps securely hold mini-can or other sampling device.
- Straps slide anywhere on belt.
- Versatile design, perfect for personal wear or hang for area sampling.



Sampling belt & personal sample inlet

**Personal Sample Inlet:**

- 3' long x 1/16" OD all PTFE tubing.
- Convenient clip can be moved along length of tubing for proper attachment in breathing zone.
- PTFE reducing ferrule allows direct connection from 1/16" tubing to 1/4" flow controller without another fitting.

**Mini-Can Stand:**

- Collapsible for easy storage and transport.
- 2 out of 3 legs move to accommodate uneven surfaces.
- Holds 2 3/4" diameter cans securely.
- Small footprint—12" diameter x 6.5" height.



22124 Mini-Can Stand  
 Mini-Can and Sampling Kit not included.

These accessories enhance mini-can usage and provide flexibility in their application, from personal, to area, to vapor intrusion sampling.

Description	qty.	cat.#
Sampling Belt	ea.	22122
Personal Sample Inlet (includes: 3' x 1/16" OD PTFE tubing, Clip, PTFE Reducing Ferrule, 1/4" SS nut)	ea.	22123
Mini-Can Stand	ea.	22124



**Miniature Air Sampling Canisters**

- Ideal for indoor air, personal, emergency response, or soil gas sampling.
- 400 cc or 1,000 cc.
- Available with quick-connect fitting that is compatible with sampling and analysis instruments.
- Also available with untreated or Siltek®-treated valve.


These small canisters are designed for controlled sampling, such as personal air sampling, as an alternative to tube and pump samplers. The 1,000 cc canister is suitable for sampling volatile organic compounds in air according to methods TO-14A, TO-15, IP-1A, ASTM 5466, OSHA PV 2120, and NJ DEP Low Level TO-15.

Restek offers these products in stainless steel or with Siltek® treatment, for greatest inertness. We continue to offer passive coating technologies that are unmatched in the air sampling industry—try a Siltek®-treated canister to achieve the ultimate in analyte stability.



Dimensions:  
 400 cc = 2.75" diameter, 5.35" long (7 x 13.6 cm)  
 1,000 cc = 2.75" diameter, 11.92" long (7 x 30 cm)

Description	qty.	400 cc	1,000 cc
		cat.#	cat.#
<b>Miniature Canister with Quick-Connect Stem Fitting</b>			
Electropolished Stainless Steel	ea.	24188	24194
Siltek Treated	ea.	24189	24195
Siltek Treated, with Siltek Treated Quick-Connect Stem Fitting	ea.	24190	24196
<b>Miniature Canister with Parker Diaphragm Valve</b>			
Electropolished Stainless Steel	ea.	24191	24197
Siltek Treated	ea.	24192	24198
Siltek Treated, with Parker Diaphragm Valve, Siltek Treated	ea.	24193	24199
<b>Miniature Canister without Valve</b>			
Electropolished Stainless Steel	ea.	24205	24206
Siltek Treated	ea.	24207	24208



**Quick-Connect Fittings** for Miniature Air Sampling Canisters


Attach quick-connect body fitting to stem fitting to open canister. Attach quick-connect stem protector to stem fitting when not sampling to prevent canister from accidentally opening.

Connection: 1/4" tube fitting.

Description	qty.	cat.#
Quick-Connect Stem Fitting	ea.	24185
Quick-Connect Stem Fitting, Siltek Treated	ea.	24186
Quick-Connect Stem Protector, Stainless Steel	ea.	24121
Quick-Connect Body Fitting	ea.	24187

Note: Quick-connect body fitting (cat.# 24187) must be ordered separately to sample with quick-connect stem fitting.





## Get Mini!

### Mini-Can Options

Sizes	400 cc or 1,000 cc
Valves	Quick connect, diaphragm
Interior Coating	Electropolished, Siltek® treated
Sample Inlets	Area, personal
Flow ranges	0.5-15 mL/min

**i tech tip**

Use a gap inspection gauge to confirm fittings are sufficiently tightened. See page 297.

### Gas Sampling Bags

Sampling bags are a low-cost, whole-air sampling device for high-level VOCs and permanent gases. Several EPA, NIOSH, and OSHA methods exist for bag sampling for a variety of applications: stationary sources emissions, workplace atmospheres, ambient, indoor air quality, and breath analysis. Choose the film type appropriate for your application. All our bags feature a polypropylene combo valve with hose connection to fit 3/16" ID tubing and syringe port with replaceable septum. A single eyelet provides handling convenience.



#### Tedlar® Sampling Bags

- Find the bags you need—we offer sizes from 0.5 liters to 100 liters.
- Unique all-in-one septum and valve fitting make these lightweight and easy to use.
- Polypropylene or stainless steel valve.
- Both valves conveniently connect to 3/16" ID PTFE tubing.

Description	qty.	Polypropylene Valve		Stainless Steel Valve	
		cat.#		cat.#	
0.5 L	6" x 6"	10-pk.	22049		22038
1 L	7" x 7"	10-pk.	22050		22039
3 L	9.5" x 10"	10-pk.	22051		22040
5 L	12" x 12.5"	10-pk.	22052		22041
10 L	11.75" x 22"	10-pk.	22053		22042
12 L	13" x 24"	10-pk.	22054		22043
25 L	17.5" x 24"	5-pk.	22055		22044
40 L	24" x 24.25"	5-pk.	22056		22045
80 L	28.25" x 30.5"	5-pk.	22057		22046
100 L	28" x 36"	3-pk.	22058		22047
Description	qty.	cat.#			
PTFE Faced Silicone Replacement Septum, 4 mm diameter	10-pk.	22104			

#### Multi-Layer Foil Gas Sampling Bags

- Good stability for low molecular weight compounds, such as methane, CO, CO<sub>2</sub>, and permanent gases.
- Chemically inert with light and moisture protection.
- Not recommended for low ppm VOCs due to background levels.
- 5-layer protective barrier minimizes gas permeability.
  - 60 gauge nylon (outer layer)
  - Metalized aluminum
  - Polyethylene
  - 0.0003" aluminum foil
  - 0.002" polyethylene (inner layer)



Volume	Size	qty.	cat.#
1 L	7" x 7"	5-pk.	22950*
3 L	10" x 10"	5-pk.	22951
5 L	12" x 12"	5-pk.	22952
10 L	12" x 22"	5-pk.	22953
12 L	13" x 24"	5-pk.	22966
25 L	18" x 24"	5-pk.	22967
40 L	24" x 24.5"	5-pk.	22968
PTFE Faced Silicone Replacement Septum, 4 mm diameter		10-pk.	22104

also available

ALTEF gas sampling bags

[www.restek.com](http://www.restek.com)

### Vacuum Bag Sampler

- Fast bag sampling without sample passing through pump.
- Bag capacity up to 10 L.

The model 1062 vacuum bag sampler provides fast sampling with zero cross-contamination. A vacuum created in the box draws air into the sampling bag without drawing it through the vacuum pump first, as is the case with standard air sampling pumps, thereby preventing contamination of the sample. This bag sampler can fill a 10 L bag in two minutes

with an automatic shut-off switch, which stops the sample bag from overfilling. The filling rate is adjusted with a vent rotometer valve. An external battery recharging port enables continuous operation with battery charger. In addition, the quick exhaust valve allows for fast removal of the sampling bag. The sampler comes with a universal power adaptor/charger, battery, instruction manual, and 1-year limited warranty.

#### Specifications:

Sampling Bag:	1 bag up to 10 L size
Running Time:	8 hours
Flow Rate (Fill Rate):	1-5 L/min
Power Requirements:	12 V battery, 4.5 amp
Charge Time:	9 hours
Dimensions:	9" x 14.6" x 21.7"
Weight:	17 lb



22118

Features:

- Observation window on case lid
- Sample inlet accepts 1/4" OD tubing
- Case designed for rugged outdoor use
- CE certified

Description	qty.	cat.#
Vacuum Bag Sampler Model 1062 (includes: power adaptor, battery, manual)	ea.	22118
Replacement Battery for Vacuum Bag Sampler Model 1062	ea.	22119
Universal Battery Charger for Vacuum Bag Sampler Model 1062 (115/230 VAC)	ea.	22120

### Physical Specifications of Gas Sampling Bags

	Tedlar® bags	ALTEF Bags	Multi-Layer Foil Bags
<b>Composition</b>	polyvinyl fluoride (PVF) polymer resin	Proprietary PVDF film	5-layer
<b>Thickness</b>	0.002"	0.003"	0.005"
<b>Tensile Strength</b>	8,000 psi	6,100 psi	24 lb/inch (CD)
<b>Max. Operating Temp.</b>	204 °C	150 °C	87 °C
<b>Specific Gravity</b>	1.7 g/mL	1.78 g/mL	1.09 g/mL
<b>Oxygen Permeability</b>	50 cc/m <sup>2</sup> x day	58 cc/m <sup>2</sup> x day	0.0006 cc/m <sup>2</sup> /day
<b>Water Vapor Permeability</b>	9-57 g/m <sup>2</sup> x day	12-15 g/m <sup>2</sup> x day	0.0006 g/100 square inches/day
<b>Carbon Dioxide Permeability</b>	172 cc/m <sup>2</sup> x day	172 cc/m <sup>2</sup> x day	0.0005 cc/100 square inches/day

### General Guidelines for Bag Sampling

Follow these basic considerations for trouble-free air monitoring using gas sampling bags.

#### Before Sampling

- Store unused bags in a clean environment, sealed in an outer bag to prevent adsorption of contaminants.
- Preclean bags before use by flushing with high-purity nitrogen.
- For validation, compounds must be stable at >80% for 72 hours.
- Leak rate must not exceed 0.1" Hg/min.

#### During Sampling

- Be sure the PTFE tubing used for bag connection is clean.
- Use a vacuum box sampler for direct bag filling, in order to avoid contamination from a sampling pump.
- 3 L/min is a typical flow rate.
- Do not fill bags more than 80%.

#### After Sampling

- Bags are intended for a single use, due to potential sample adsorption onto the bag film.
- Hold times are typically 48 hours, unless validation study demonstrates longer stability.
- Protect samples from direct sunlight and store above 0 °C to prevent condensation.
- Transport in rigid, opaque container to prevent bag puncture; do not ship by air unless samples will be kept in a pressurized area.



## free literature

**A Guide to Whole Air Canister Sampling: Equipment Needed and Practical Techniques for Collecting Air Samples**

lit. cat.# EVTG1073A

Download your copy from [www.restek.com](http://www.restek.com)



## tech guides

Thermal desorption application guides are available for a broad range of markets. Request your FREE copy today using these part numbers.

### Environmental Air Monitoring and Occupational Health & Safety

lit. cat.# EVTG1034

### Residual Volatiles & Materials Emissions Testing


lit. cat.# GNTG1035

### Defense & Forensic

lit. cat.# CFTG1036

### Food, Flavor, Fragrance & Odor Profiling

lit. cat.# FFTG1037



## Thermal Desorption Tubes vs. Canister Sampling Which VOC Sampling Technique is Right for You?

Thermal desorption tubes provide a complementary option to canisters for sampling VOCs. Both techniques have advantages and disadvantages, and their features must be evaluated for suitability relative to the sampling environment and analytical capabilities. Table I outlines the similarities and differences between these techniques; use this handy comparison to determine which equipment is best for you.

**Table I:** Comparison of thermal desorption tube and canister sampling for VOCs.

### Similarities Between Thermal Desorption Tubes and Canisters

- Reusable sampling device.
- Long product lifetime.
- Long-term sample stability.
- Blank certification required prior to sampling.
- Sample concentration required before GC-MS analysis.
- Dry purge helpful to remove moisture before GC injection.
- ppt sensitivity.
- Method acceptance.
- Collection of wide range of VOCs with single device.
- Useful for screening of unknowns.
- Leak tightness critical to maintaining sample integrity and preventing contamination of a clean device.

### Differences Between Thermal Desorption Tubes and Canisters

	Thermal Desorption Tubes	Canisters
<b>Methods</b>	U.S. EPA TO-17 ASTM D6196 ISO 16017 ISO 16000-6 NIOSH 2549	U.S. EPA TO-14A, TO-15 ASTM D5466 OSHA PV2120 NIOSH Protocol Draft
	World-wide acceptance	Gold standard for U.S. ambient air market
<b>Applications</b>	Ambient air, indoor air, industrial hygiene Material emissions Food & flavor Chemical weapons	Ambient air, indoor air, vapor intrusion, emergency response
	C3 to C30	<C3 to ~C10
<b>Handling</b>	Light weight for personal monitoring and general ease of use	Larger and heavier; more costly to ship
<b>Sampling</b>	Active sampling with sampling pump or diffusive sampling without pump is possible with determined diffusion coefficients for each compound.	Passive sampling, no sampling pump required. Long-term sampling possible without battery to recharge.
	Integrated sampling only	Grab & integrated sampling
	Concentrated sample	Whole air
	Proper sorbent selection recommended in methodology.	N/A
	Must sample below sorbent breakthrough volumes to avoid sample loss and irreversible adsorption on sorbent	N/A
	Large sample volumes >100L	Sample volume is function of canister size, 15 L max
<b>Analysis</b>	Tube dimensions are instrument specific	Compatible with all manufacturer sample concentrators
	One injection, more injections possible for some instrumentation	Multiple sample injections
	Concentration range ppt to ppm	ppt to ppm
	Some sorbents prone to artifact formation.	Low blanks when properly cleaned.
<b>Storage</b>	Sample storage at 4 °C recommended for multi-bed tubes to prevent potential migration of compounds to more retentive sorbent, which maybe difficult to recover.	Room temperature
<b>Cleaning</b>	Analytical process automatically cleans tube for reuse. Cleans as it analyzes. Conditioning/cleaning and analysis incorporated in one thermal desorption unit.	Canister cleaning requires separate equipment as additional step prior to background certification and sampling.
<b>Cost</b>	\$50-130 each	\$200-700 each

## Thermal Desorption Unit (TDU) Tubes

- Variety of sorbents to collect a wide range of VOCs.
- Use glass tubes for maximum inertness in active sampling.
- Choose stainless steel tubes for either active or passive sampling. No sampling pump necessary for passive sampling with diffusion caps!
- Individually etched with unique serial number for convenient sample identification.
- Robust barcode—the most reliable “code 128” format—on tube for recording and tracking.
- Each tube has an arrow indicating flow direction to reduce errors during use.
- Available unconditioned or preconditioned and ready to sample. Tubes are reusable after thermal desorption.

High-quality thermal desorption tubes by Markes International are suitable for ppt to ppm concentrations of volatile organic compounds (VOCs) in ambient, indoor, and industrial hygiene environments. Fit Markes (ULTRA and UNITY™), PerkinElmer, and Shimadzu thermal desorbers. Packed tubes come with a report detailing the total mass of sorbent in the tube; conditioned tubes also include a blank chromatogram.

Thermal Desorption Tube Sorbent	Vapor Phase Organics Applications
Tenax TA	C6/7 to C26
Graphitized Carbon	C5/6 to C14
Tenax GR/Carbopack B	n-C5/6 to n-C20 (EPA Methods TO-14A/TO-15/TO-17)
Carbopack B/Carbosieve SIII	n-C2/3 to n-C12/14 (EPA Methods TO-14A/TO-15/TO-17)
Tenax TA/Graphitized Carbon/Carboxen 1000	C2/3 to C20
Carbopack C/Carbopack B/Carbosieve SIII	n-C2/3 to n-C16/20 (EPA Methods TO-14A/TO-15/TO-17)

Tenax is a trademark of Buchem BV. Carbopack, Carbosieve, and Carboxen are trademarks of Sigma-Aldrich.

## Thermal Desorption Unit Tubes (Unconditioned and Conditioned & Capped)

Description	qty.	Unconditioned		Conditioned & Capped	
		Stainless Steel	Glass	Stainless Steel	Glass
Description	qty.	cat.#	cat.#	cat.#	cat.#
TDU Tubes, Tenax TA	10-pk.	24056	24062	24080	24086
TDU Tubes, Graphitized Carbon	10-pk.	24057	24063	24081	24087
TDU Tubes, Tenax GR/Carbopack B	10-pk.	24058	24064	24082	24088
TDU Tubes, Carbopack B/Carbosieve SIII	10-pk.	24059	24065	24083	24089
TDU Tubes, Tenax TA/Graphitized Carbon/Carboxen 1000	10-pk.	24060	24066	24084	24090
TDU Tubes, Carbopack C/Carbopack B/Carbosieve SIII	10-pk.	24061	24067	24085	24091

## Thermal Desorption Unit Tubes (Empty)

- Empty tubes for direct desorption of VOCs in liquids, solids, or pastes.
- Stainless steel: front sorbent-retaining gauze, rear gauze and gauze retaining spring supplied, or glass: with glass frit positioned 15 mm from sampling end.

Description	qty.	Stainless Steel	Glass
Description	qty.	cat.#	cat.#
TDU Tubes, Empty	10-pk.	24054	24055

## Thermal Desorption Unit Tubes (Calibration)

Description	qty.	Stainless Steel	Glass
Description	qty.	cat.#	cat.#
TDU Tubes, Calibration, Tenax TA 1 cm Bed	10-pk.	24075	24076
Calibration Solution Loading Rig	ea.	24077	
Calibration Solution Loading Rig Replacement Septa, 9.5 mm	10-pk.	24078	
Certified Reference Standard, 100 ng BTX on Tenax TA	10-pk.	24079	

## Thermal Desorption Unit Tubes (Accessories)

Description	Benefits/Uses	qty.	cat.
1/4" Brass Cap and PTFE Ferrules	Long-term storage of blank/sampled tubes.	20-pk.	24068
1/4" PTFE Ferrules	Long-term storage caps.	20-pk.	24069
CapLok Tool	Use for tightening long-term storage caps.	ea.	24070
Pen Clip		10-pk.	24071
TubeMate Tool	Assists with tube packing.	ea.	24072
1/4" Stainless Steel Union and PTFE Ferrules	Use for connecting tubes in series.	10-pk.	24073
Diffusion Caps	Required for diffusive sampling with stainless steel tubes.	10-pk.	24074



## method applications

Method	Application
U.S. EPA	TO-17
ASTM	D6196
NIOSH	2549
DIN EN ISO	16017

### Specifications

Dimensions: 1/4" OD x 3 1/2" long

Low sampling rates: 0.01-0.20 L/min (<10 L total volume)

Long-term storage caps are supplied with conditioned tubes



24061



24062



24067



24054



24055



24071



24078



24074





22114



22115



22116



22117



22954



22955



22957



22956



22964



22965



### Polyurethane Foam (PUF) Cartridges

- Use for collection of semivolatiles (pesticides, PCBs, PAHs).
- Both large high-volume (220-280 L/min) and small low-volume (1-5 L/min) PUFs available.
- Suitable for ambient, indoor, and industrial hygiene applications.
- PUF/XAD-2 “sandwiches” capture a wider range of semivolatiles.



### method applications

Method	Applications	cat.#
EPA TO-10A	Organochlorine and organophosphorous pesticides, carbamate, pyrethrin, triazine, and urea pesticides	22116
EPA IP-7	Polycyclic aromatic hydrocarbons (PAHs)	22114
EPA IP-8	Organochlorine and organophosphorous pesticides, carbamate, pyrethrin, triazine, and urea pesticides	22116
ASTM D4861	Organochlorine and organophosphorous pesticides, PCB	22116
ASTM D4947	Chlordane and heptachlor residues	22116
Research	Pesticides	22117
EPA TO-4A	Organochlorine pesticides, PCBs	22114
EPA TO-9A	Polychlorinated dibenzo-p-dioxins (PCDDs)	22114
EPA TO-13A	Polycyclic aromatic hydrocarbons (PAHs)	22114
EPA 600/8-80-038	Organochlorine pesticides, PCBs, PAHs	22115
ASTM D6209	Polycyclic aromatic hydrocarbons (PAHs)	22114

### Cleaned Polyurethane Foam (PUF) Cartridges

Pre-cleaned and ready to use.

Description	qty.	cat.#
Cleaned PUF Plug (7.6 cm length, 6 cm diameter)	ea.	24295
Large PUF Cartridge, 65 mm OD x 125 mm length, 75 mm PUF	ea.	22114
Large PUF/XAD Cartridge, 65 mm OD x 125 mm length, 25 mm PUF/10 g XAD-2/50 mm PUF	ea.	22115
Small PUF Cartridge, 22 mm OD x 100 mm length, 76 mm PUF	ea.	22116
Small PUF/XAD Cartridge, 22 mm OD x 100 mm length, 30 mm PUF/1.5 g XAD-2/30 mm PUF	ea.	22117

### Raw Polyurethane Foam (PUF) Plugs

- Unwashed PUF plugs for both low-volume and high-volume sampling.
- Flame retardant free—making them easier to clean for trace analysis.
- Compliant with EPA and ASTM methods—0.022 g/cm<sup>3</sup> density.
- Glass holders sold separately.

Description	Size	qty.	cat.#
Large PUF Plug, Unwashed	6 cm OD x 7.6 cm length	10-pk.	22954
Large PUF Plug, Unwashed	6 cm OD x 5.1 cm length	10-pk.	22955
Large PUF Plug, Unwashed	6 cm OD x 2.5 cm length	10-pk.	22956
Small PUF Plug, Unwashed	22 mm OD x 7.6 cm length	10-pk.	22957

### PUF Glass Holders

Durable and reusable, PUF glass holders reduce waste and are a cost-effective alternative to pre-cleaned packed cartridges.

- Fit either 6 cm or 22 mm OD PUF plug or can be used with bulk SDVB resin.
- Large glass holder fitted with double stainless steel screens for support.
- Small glass holder has stem designed for secure 1/4" ID tubing connection to sampling pump.

Description	Size	qty.	cat.#
Large PUF Glass Holder	fits 6 cm OD PUF Plug (4.9" L x 2.5" OD)	ea.	22964
Small PUF Glass Holder	fits 22 mm OD PUF Plug (4.4" L x 0.9" OD)	ea.	22965

**Ultra-Clean Resin** Equivalent to XAD-2 Resin—Exclusively from Restek!

- For adsorbing semivolatiles in air.
- Cleaned, GC tested and certified.
- Available in 100 gram quantities.



Restek's Ultra-Clean resin typically eliminates the hassle of cleaning and testing resin for air sampling.

**method applications**

Method	Applications
EPA TO-13A	PAHs in Ambient Air
ASTM D6209	PAHs in Ambient Air
EPA Method 23	Dioxins in Stationary Source Emissions
EPA Method 0010	Semivolatiles in Stationary Source Emissions

Frequently Asked Questions

- **Is Restek's Ultra-Clean resin really the same as XAD®-2 resin?**  
Yes. Restek's resin has been manufactured to match the original XAD®-2 specifications of composition, pore size, and surface area. You will experience identical sampling performance for all semivolatile compounds.
- **Does Restek's Ultra-Clean resin need to be baked-out prior to use?**  
No. Restek's resin is precleaned and prebaked. Unlike other resins, Restek's resin is rigorously cleaned and baked prior to being bottled. When we say our Ultra-Clean resin is precleaned, you can count on it!
- **Is Restek's Ultra-Clean resin safe when using an ECD detector?**  
Yes. Restek's cleaning process involves a unique step that removes compounds that may show up on an electron capture detector (ECD).

Although resin is an excellent adsorbent for trapping PAHs, it requires extensive cleanup because many of its impurities are PAH compounds. To enable you to eliminate time-consuming cleanup, we do the cleaning for you! We test each batch by capillary GC/flame ionization detector to ensure cleanliness. However, depending on your application, additional cleaning may be required.

Description	cat.#
Ultra-Clean Resin, 100 grams	24230

**SDVB Resin**

- Styrene/divinylbenzene, equivalent to XAD-2 resin.
- Untreated, packaged in 1 kg plastic containers.
- Spherical, 20 to 60 mesh particles.

Description	qty.	cat.#
SDVB Resin	1 kg	24053



24053

**Midget Glass Impingers**

Use with a sampling pump to trap air contaminants into liquid collection media, as specified in OSHA and NIOSH industrial hygiene methods. Both dispersion and fritted nozzles are available as bubblers.

Description	Volume	Taper Size	qty.	cat.#
Midget Glass Impinger w/Fritted Tube	30 mL	24/40	kit	23388
Midget Glass Impinger w/Dispersion Tube	30 mL	24/40	kit	23389



23388



23389

## Environmental Air Monitoring Gas Standards

Our high-quality air monitoring gas calibration standards are provided by Spectra/Linde and Scott/Air Liquide—meeting lab requirements for two separate sources of calibration standards. Mixes are produced gravimetrically using NIST (National Institute of Science and Technology) traceable weights. Each comes with a Certificate of Analysis and unique serial number. All cylinders are disposable and do not require rental or demurrage fees. Recertification of cylinders is available directly with our suppliers. All cylinders are drop-shipped from our suppliers to provide fast delivery and the “freshest” standard possible. Minimum 12-month stability on all cylinders.

### TO-14A Internal Standard Mix (3 components)

bromochloromethane  
chlorobenzene-d5  
1,4-difluorobenzene

1 ppm in nitrogen, 104 liters @ 1,800 psi

cat.# 34412 (ea.)

1 ppm in nitrogen, 110 liters @ 1,800 psi

cat.# 26352 (ea.)

**NEW!**

1 ppm in nitrogen, 110 liters @ 1,800 psi (Pi-marked Cylinder)

cat.# 34412-PI (ea.)

100 ppb in nitrogen, 104 liters @ 1,800 psi

cat.# 34427 (ea.)

100 ppb in nitrogen, 110 liters @ 1,800 psi

cat.# 26353 (ea.)

**NEW!**

100 ppb in nitrogen, 110 liters @ 1,800 psi (Pi-marked Cylinder)

cat.# 34427-PI (ea.)

No data pack available.

### TO-14A Internal Standard/Tuning Mix (4 components)

bromochloromethane  
1-bromo-4-fluorobenzene (4-bromofluorobenzene)  
chlorobenzene-d5  
1,4-difluorobenzene

1 ppm in nitrogen, 104 liters @ 1,800 psi

cat.# 34408 (ea.)

1 ppm in nitrogen, 110 liters @ 1,800 psi

cat.# 26354 (ea.)

**NEW!**

1 ppm in nitrogen, 110 liters @ 1,800 psi (Pi-marked Cylinder)

cat.# 34408-PI (ea.)

100 ppb in nitrogen, 104 liters @ 1,800 psi

cat.# 34425 (ea.)

100 ppb in nitrogen, 110 liters @ 1,800 psi

cat.# 26355 (ea.)

**NEW!**

100 ppb in nitrogen, 110 liters @ 1,800 psi (Pi-marked Cylinder)

cat.# 34425-PI (ea.)

No data pack available.

### TO-14A GC-MS Tuning Mix

4-bromofluorobenzene

1 ppm in nitrogen, 104 liters @ 1,800 psi

cat.# 34406 (ea.)

1 ppm in nitrogen, 110 liters @ 1,800 psi

cat.# 26346 (ea.)

**NEW!**

1 ppm in nitrogen, 110 liters @ 1,800 psi (Pi-marked Cylinder)

cat.# 34406-PI (ea.)

100 ppb in nitrogen, 104 liters @ 1,800 psi

cat.# 34424 (ea.)

100 ppb in nitrogen, 110 liters @ 1,800 psi

cat.# 26347 (ea.)

**NEW!**

100 ppb in nitrogen, 110 liters @ 1,800 psi (Pi-marked Cylinder)

cat.# 34424-PI (ea.)

No data pack available.

### TO-14A Aromatics Mix (14 components)

benzene	toluene
chlorobenzene	1,2,4-trichlorobenzene
<i>m</i> -dichlorobenzene	1,2,4-trimethylbenzene
<i>o</i> -dichlorobenzene	1,3,5-trimethylbenzene
<i>p</i> -dichlorobenzene	<i>m</i> -xylene
ethyl benzene	<i>o</i> -xylene
styrene	<i>p</i> -xylene

1 ppm in nitrogen, 104 liters @ 1,800 psi

cat.# 34404 (ea.)

1 ppm in nitrogen, 110 liters @ 1,800 psi

cat.# 26348 (ea.)

**NEW!**

1 ppm in nitrogen, 110 liters @ 1,800 psi (Pi-marked Cylinder)

cat.# 34404-PI (ea.)

100 ppb in nitrogen, 104 liters @ 1,800 psi

cat.# 34423 (ea.)

100 ppb in nitrogen, 110 liters @ 1,800 psi

cat.# 26349 (ea.)

**NEW!**

100 ppb in nitrogen, 110 liters @ 1,800 psi (Pi-marked Cylinder)

cat.# 34423-PI (ea.)

No data pack available.

### TO-14A Chlorinated Hydrocarbon Mix (19 components)

carbon tetrachloride	hexachloro-1,3-butadiene
chloroform	methyl chloride
1,1-dichloroethane	methylene chloride
1,2-dichloroethane	1,1,2,2-tetrachloroethane
1,1-dichloroethene	tetrachloroethylene
<i>cis</i> -1,2-dichloroethylene	1,1,1-trichloroethane
1,2-dichloropropane	1,1,2-trichloroethane
<i>cis</i> -1,3-dichloropropene	trichloroethene
<i>trans</i> -1,3-dichloropropene	vinyl chloride
ethyl chloride	

1 ppm in nitrogen, 104 liters @ 1,800 psi

cat.# 34402 (ea.)

1 ppm in nitrogen, 110 liters @ 1,800 psi

cat.# 26350 (ea.)

**NEW!**

1 ppm in nitrogen, 110 liters @ 1,800 psi (Pi-marked Cylinder)

cat.# 34402-PI (ea.)

100 ppb in nitrogen, 104 liters @ 1,800 psi

cat.# 34422 (ea.)

100 ppb in nitrogen, 110 liters @ 1,800 psi

cat.# 26351 (ea.)

**NEW!**

100 ppb in nitrogen, 110 liters @ 1,800 psi (Pi-marked Cylinder)

cat.# 34422-PI (ea.)

No data pack available.

▶ See pages 424–425 for cylinder and regulator information.

## please note

Gas standards are subject to hazardous materials shipping fees by most freight carriers. All calibration gas standards are nonreturnable due to DOT hazardous shipping requirements.

### TO-14A CFC/HCFC Mix (4 components)

trichlorofluoromethane (Freon 11)	
dichlorodifluoromethane (Freon 12)	
1,1,2-trichloro-1,2,2-trifluoroethane (Freon 113)	
1,2-dichlorotetrafluoroethane (Freon 114)	
1 ppm in nitrogen, 104 liters @ 1800 psig	cat.# 34410 (ea.)
1 ppm in nitrogen, 110 liters @ 1,800 psi (Pi-marked Cylinder)	cat.# 34410-PI (ea.)
100 ppb in nitrogen, 104 liters @ 1800 psig	cat.# 34426 (ea.)
100 ppb in nitrogen, 110 liters @ 1,800 psi	cat.# 26356 (ea.)
100 ppb in nitrogen, 110 liters @ 1,800 psi (Pi-marked Cylinder)	cat.# 34426-PI (ea.)

**NEW!**

No data pack available.

### TO-14A Calibration Mix (39 components)

benzene	ethyl chloride
bromomethane	hexachloro-1,3-butadiene
carbon tetrachloride	methylene chloride
chlorobenzene	styrene
chloroform	1,1,2,2-tetrachloroethane
chloromethane	tetrachloroethylene
1,2-dibromoethane	toluene
<i>m</i> -dichlorobenzene	1,2,4-trichlorobenzene
<i>o</i> -dichlorobenzene	1,1,1-trichloroethane
<i>p</i> -dichlorobenzene	1,1,2-trichloroethane
dichlorodifluoromethane	trichloroethene
1,1-dichloroethane	trichlorofluoromethane
1,2-dichloroethane	1,1,2-trichlorotrifluoroethane
1,1-dichloroethene	1,2,4-trimethylbenzene
<i>cis</i> -1,2-dichloroethene	1,3,5-trimethylbenzene
1,2-dichloropropane	vinyl chloride
<i>cis</i> -1,3-dichloropropene	<i>m</i> -xylene
<i>trans</i> -1,3-dichloropropene	<i>o</i> -xylene
dichlorotetrafluoroethane	<i>p</i> -xylene
ethyl benzene	

1 ppm in nitrogen, 104 liters @ 1,800 psi	cat.# 34400 (ea.)
1 ppm in nitrogen, 110 liters @ 1,800 psi	cat.# 26340 (ea.)
1 ppm in nitrogen, 110 liters @ 1,800 psi (Pi-marked Cylinder)	cat.# 34400-PI (ea.)
100 ppb in nitrogen, 104 liters @ 1,800 psi	cat.# 34421 (ea.)
100 ppb in nitrogen, 110 liters @ 1,800 psi	cat.# 26341 (ea.)
100 ppb in nitrogen, 110 liters @ 1,800 psi (Pi-marked Cylinder)	cat.# 34421-PI (ea.)

**NEW!**

**NEW!**

No data pack available.

### TO-14A 41 Component Mix (41 components)

acrylonitrile	ethyl benzene
benzene	ethyl chloride
bromomethane	hexachloro-1,3-butadiene
1,3-butadiene	methylene chloride
carbon tetrachloride	styrene
chlorobenzene	1,1,2,2-tetrachloroethane
chloroform	tetrachloroethylene
chloromethane	toluene
1,2-dibromoethane	1,2,4-trichlorobenzene
<i>m</i> -dichlorobenzene	1,1,1-trichloroethane
<i>o</i> -dichlorobenzene	1,1,2-trichloroethane
<i>p</i> -dichlorobenzene	trichloroethene
dichlorodifluoromethane	trichlorofluoromethane
1,1-dichloroethane	1,1,2-trichlorotrifluoroethane
1,2-dichloroethane	1,2,4-trimethylbenzene
1,1-dichloroethene	1,3,5-trimethylbenzene
<i>cis</i> -1,2-dichloroethene	vinyl chloride
1,2-dichloropropane	<i>m</i> -xylene
<i>cis</i> -1,3-dichloropropene	<i>o</i> -xylene
<i>trans</i> -1,3-dichloropropene	<i>p</i> -xylene
dichlorotetrafluoroethane	

1 ppm in nitrogen, 104 liters @ 1,800 psi	cat.# 34430 (ea.)
1 ppm in nitrogen, 110 liters @ 1,800 psi	cat.# 26342 (ea.)
1 ppm in nitrogen, 110 liters @ 1,800 psi (Pi-marked Cylinder)	cat.# 34430-PI (ea.)
100 ppb in nitrogen, 104 liters @ 1,800 psi	cat.# 34431 (ea.)
100 ppb in nitrogen, 110 liters @ 1,800 psi	cat.# 26343 (ea.)
100 ppb in nitrogen, 110 liters @ 1,800 psi (Pi-marked Cylinder)	cat.# 34431-PI (ea.)

**NEW!**

**NEW!**

No data pack available.

### TO-14A 43 Component Mix (43 components)

acrylonitrile	ethyl benzene
benzene	ethyl chloride
bromomethane	4-ethyltoluene
1,3-butadiene	hexachloro-1,3-butadiene
carbon tetrachloride	methylene chloride
chlorobenzene	styrene
chloroform	1,1,2,2-tetrachloroethane
chloromethane	tetrachloroethylene
3-chloropropene	toluene
1,2-dibromoethane	1,2,4-trichlorobenzene
<i>m</i> -dichlorobenzene	1,1,1-trichloroethane
<i>o</i> -dichlorobenzene	1,1,2-trichloroethane
<i>p</i> -dichlorobenzene	trichloroethene
dichlorodifluoromethane	trichlorofluoromethane
1,1-dichloroethane	1,1,2-trichlorotrifluoroethane
1,2-dichloroethane	1,2,4-trimethylbenzene
1,1-dichloroethene	1,3,5-trimethylbenzene
<i>cis</i> -1,2-dichloroethene	vinyl chloride
1,2-dichloropropane	<i>m</i> -xylene
<i>cis</i> -1,3-dichloropropene	<i>o</i> -xylene
<i>trans</i> -1,3-dichloropropene	<i>p</i> -xylene
dichlorotetrafluoroethane	

1 ppm in nitrogen, 104 liters @ 1,800 psi	cat.# 34432 (ea.)
1 ppm in nitrogen, 110 liters @ 1,800 psi	cat.# 26344 (ea.)
1 ppm in nitrogen, 110 liters @ 1,800 psi (Pi-marked Cylinder)	cat.# 34432-PI (ea.)
100 ppb in nitrogen, 104 liters @ 1,800 psi	cat.# 34433 (ea.)
100 ppb in nitrogen, 110 liters @ 1,800 psi	cat.# 26345 (ea.)
100 ppb in nitrogen, 110 liters @ 1,800 psi (Pi-marked Cylinder)	cat.# 34433-PI (ea.)

**NEW!**

**NEW!**

No data pack available.



## 2nd Source TO-14A/TO-15 Gas Calibration Standards

- Standards from TWO manufacturers provide second source on one order.
- 12-Month stability in transportable cylinders.
- Drop shipped for fast delivery and maximum shelf life.

**A. Spectra (Linde) 104 L Cylinders**  
**B. Scotty (Air Liquide) 110 L Cylinders**  
**C. Scotty (Air Liquide) 110 L Cylinders (Pi-marked Cylinders for EU Regulations)**

▶ See page 425 for regulators.

[www.restek.com/air](http://www.restek.com/air)

## TO-15 65 Component Mix (65 components)

acetone	4-ethyltoluene
acrolein	trichlorofluoromethane (Freon 11)
benzene	dichlorodifluoromethane (Freon 12)
benzyl chloride*	1,1,2-trichloro-1,2,2-trifluoroethane (Freon 113)
bromodichloromethane	1,2-dichlorotetrafluoroethane (Freon 114)
bromoform	heptane
bromomethane	hexachloro-1,3-butadiene
1,3-butadiene	hexane
2-butanone (MEK)	2-hexanone (MBK)
carbon disulfide*	4-methyl-2-pentanone (MIBK)
carbon tetrachloride	methylene chloride
chlorobenzene	methyl <i>tert</i> -butyl ether (MTBE)
chloroethane	methyl methacrylate
chloroform	naphthalene
chloromethane	2-propanol
cyclohexane	propylene
dibromochloromethane	styrene
1,2-dichlorobenzene	1,1,2,2-tetrachloroethane
1,3-dichlorobenzene	tetrachloroethene
1,4-dichlorobenzene	tetrahydrofuran
1,1-dichloroethane	toluene
1,1-dichloroethene	1,2,4-trichlorobenzene
<i>cis</i> -1,2-dichloroethene	1,1,1-trichloroethane
<i>trans</i> -1,2-dichloroethene	1,1,2-trichloroethane
1,2-dichloropropane	trichloroethene
<i>cis</i> -1,3-dichloropropene	1,2,4-trimethylbenzene
<i>trans</i> -1,3-dichloropropene	1,3,5-trimethylbenzene
1,4-dioxane	vinyl acetate
ethanol*	vinyl chloride
ethyl acetate	<i>m</i> -xylene
ethyl benzene	<i>o</i> -xylene
ethylene dibromide (1,2-dibromoethane)	<i>p</i> -xylene

1 ppm in nitrogen, 104 liters @ 1,800 psi

cat.# 34436 (ea.)

1 ppm in nitrogen, 110 liters @ 1,800 psi

cat.# 26359 (ea.)

**NEW!**

1 ppm in nitrogen, 110 liters @ 1,800 psi (Pi-marked Cylinder)

cat.# 34436-PI (ea.)

100 ppb in nitrogen, 104 liters @ 1,800 psi

cat.# 34437 (ea.)

100 ppb in nitrogen, 110 liters @ 1,800 psi

cat.# 26360 (ea.)

**NEW!**

100 ppb in nitrogen, 110 liters @ 1,800 psi (Pi-marked Cylinder)

cat.# 34437-PI (ea.)

\*Stability of this compound cannot be guaranteed.

No data pack available.

## TO-15 Subset 25 Component Mix (25 components)

acetone	4-ethyltoluene
allyl chloride	heptane
benzyl chloride*	hexane
bromodichloromethane	2-hexanone (MBK)
bromoform	4-methyl-2-pentanone
1,3-butadiene	methyl <i>tert</i> -butyl ether (MTBE)
2-butanone (MEK)	2-propanol
carbon disulfide*	propylene
cyclohexane	tetrahydrofuran
dibromochloromethane	2,2,4-trimethylpentane
<i>trans</i> -1,2-dichloroethene	vinyl acetate
1,4-dioxane	vinyl bromide
ethyl acetate	

1 ppm in nitrogen, 104 liters @ 1,800 psi

cat.# 34434 (ea.)

1 ppm in nitrogen, 110 liters @ 1,800 psi

cat.# 26357 (ea.)

**NEW!**

1 ppm in nitrogen, 110 liters @ 1,800 psi (Pi-marked Cylinder)

cat.# 34434-PI (ea.)

100 ppb in nitrogen, 104 liters @ 1,800 psi

cat.# 34435 (ea.)

100 ppb in nitrogen, 110 liters @ 1,800 psi

cat.# 26358 (ea.)

**NEW!**

100 ppb in nitrogen, 110 liters @ 1,800 psi (Pi-marked Cylinder)

cat.# 34435-PI (ea.)

\*Stability of this compound cannot be guaranteed.

No data pack available.

## TO-14A/TO-15/TO-17 Performance Test Standard

Restek is pleased to offer the Performance Testing/VOC Audit Sample Program in cooperation with Spectra/Linde. This is an ongoing testing program in which laboratories, and/or other users of VOC standards, are able to evaluate their own capabilities, as well as compare their results and accuracy against other laboratories. As a participant in the program, you will receive a disposable cylinder, directly from Spectra/Linde, containing multiple unknown TO-14A/TO-15 components at varying concentrations that are to be identified, quantified, and reported via the Spectra/Linde P-T Audit Program forms. The results will be published and distributed for peer review. To ensure confidentiality, all participating laboratories will be anonymous, and only the individual laboratory will know their own results. To provide statistical analysis, the audit sample will be shipped to all laboratories at the same time, once a year during the fourth quarter.

150 liters @ 1,800 psi

cat.# 34560 (ea.)

No data pack available.

## cylinder design Performance Test Standard

Size: 5A disposable (3.2" x 12")

Volume/Pressure:

150 L @ 1,800 psig

CGA 180 outlet fitting

Weight: 2.2 lb

## Massachusetts APH Mix (26 components)

benzene	<i>p</i> -isopropyltoluene
1,3-butadiene	methyl <i>tert</i> -butyl ether
butylcyclohexane	1-methyl-3-ethylbenzene
cyclohexane	naphthalene
<i>n</i> -decane	<i>n</i> -nonane
2,3-dimethylheptane	<i>n</i> -octane
2,3-dimethylpentane	toluene
<i>n</i> -dodecane	1,2,3-trimethylbenzene
ethylbenzene	1,3,5-trimethylbenzene
<i>n</i> -heptane	<i>n</i> -undecane
<i>n</i> -hexane	<i>o</i> -xylene
isopentane	<i>m/p</i> -xylene (combined)
isopropylbenzene	

1 ppm in nitrogen, 104 liters @ 1,800 psi

cat.# 34540 (ea.)

100 ppb in nitrogen, 110L @ 1,500psi

cat.# 26366 (ea.)

**NEW!**

100 ppb in nitrogen, 110 liters @ 1,500 psig (Pi-marked cylinder)

cat.# 34540-PI (ea.)

No data pack available.

▶ See pages 424–425 for cylinder and regulator information.

## Japan Calibration Mix (9 components)

acrylonitrile	dichloromethane
benzene	tetrachloroethylene
1,3-butadiene	trichloroethylene
chloroform	vinyl chloride
1,2-dichloroethane	

1 ppm in nitrogen, 104 liters @ 1,800 psi

cat.# 34418 (ea.)

1 ppm in nitrogen, 110 liters @ 1,800 psi

cat.# 26367 (ea.)

**NEW!**

1 ppm in nitrogen, 110 liters @ 1,800 psi (Pi-marked Cylinder)

cat.# 34418-PI (ea.)

No data pack available.



### Ozone Precursor Mixture/PAMS (57 components)

acetylene	isopropylbenzene
benzene	methylcyclohexane
<i>n</i> -butane	methylcyclopentane
1-butene	2-methylheptane
<i>cis</i> -2-butene	3-methylheptane
<i>trans</i> -2-butene	2-methylhexane
cyclohexane	3-methylhexane
cyclopentane	2-methylpentane
<i>n</i> -decane	3-methylpentane
<i>m</i> -diethylbenzene	<i>n</i> -nonane
<i>p</i> -diethylbenzene	<i>n</i> -octane
2,2-dimethylbutane	<i>n</i> -pentane
2,3-dimethylbutane	1-pentene
2,3-dimethylpentane	<i>cis</i> -2-pentene
2,4-dimethylpentane	<i>trans</i> -2-pentene
<i>n</i> -dodecane	propane
ethane	<i>n</i> -propylbenzene
ethylbenzene	propylene
ethylene	styrene
<i>m</i> -ethyltoluene	toluene
<i>o</i> -ethyltoluene	1,2,3-trimethylbenzene
<i>p</i> -ethyltoluene	1,2,4-trimethylbenzene
<i>n</i> -heptane	1,3,5-trimethylbenzene
<i>n</i> -hexane	2,2,4-trimethylpentane
1-hexene	2,3,4-trimethylpentane
isobutane	<i>n</i> -undecane
isopentane	<i>o</i> -xylene
isoprene	<i>m/p</i> -xylene (combined)

1 ppm in nitrogen, 104 liters @ 1,800 psi

cat.# 34420 (ea.)

1 ppm in nitrogen, 30 liters @ 500 psi

cat.# 26368 (ea.)

**NEW!**

1 ppm in nitrogen, 30 liters @ 500 psi (Pi-marked Cylinder)

cat.# 34420-PI (ea.)

100 ppb in nitrogen, 104 liters @ 1,800 psi

cat.# 34429 (ea.)

100 ppb in nitrogen, 110 liters @ 1,800 psi

cat.# 26369 (ea.)

**NEW!**

100 ppb in nitrogen, 110 liters @ 1,800 psi (Pi-marked Cylinder)

cat.# 34429-PI (ea.)

No data pack available.

### Sulfur 5-Component Mix (5 components)

6-month stability. +/- 10% accuracy.

carbonyl sulfide	hydrogen sulfide
dimethyl sulfide	methyl mercaptan
ethyl mercaptan	

1 ppm in nitrogen, 110 liters @ 1,800 psi

cat.# 34561 (ea.)

1 ppm in nitrogen, 110 liters @ 1,800 psi

cat.# 26365 (ea.)

**NEW!**

1 ppm in nitrogen, 110 liters @ 1,800 psi (Pi-marked Cylinder)

cat.# 34561-PI (ea.)

### BTEX Gas Mix (6 components)

benzene	<i>m</i> -xylene
ethylbenzene	<i>o</i> -xylene
toluene	<i>p</i> -xylene

1 ppm in nitrogen, 104 liters @ 1,800 psi

cat.# 34414 (ea.)

1 ppm in nitrogen, 110 liters @ 1,800 psi

cat.# 26361 (ea.)

**NEW!**

1 ppm in nitrogen, 110 liters @ 1,800 psi (Pi-marked Cylinder)

cat.# 34414-PI (ea.)

100 ppb in nitrogen, 104 liters @ 1,800 psi

cat.# 34428 (ea.)

100 ppb in nitrogen, 110 liters @ 1,800 psi

cat.# 26362 (ea.)

**NEW!**

100 ppb in nitrogen, 110 liters @ 1,800 psi (Pi-marked Cylinder)

cat.# 34428-PI (ea.)

No data pack available.

### Ozone Precursor/PAMS Mix

(57 components at EPA concentrations: ppbC)

acetylene	40	isopropylbenzene	40
benzene	30	methylcyclohexane	30
<i>n</i> -butane	40	methylcyclopentane	25
1-butene	30	2-methylheptane	25
<i>cis</i> -2-butene	35	3-methylheptane	25
<i>trans</i> -2-butene	25	2-methylhexane	25
cyclohexane	40	3-methylhexane	25
cyclopentane	20	2-methylpentane	20
<i>n</i> -decane	30	3-methylpentane	40
<i>m</i> -diethylbenzene	40	<i>n</i> -nonane	25
<i>p</i> -diethylbenzene	25	<i>n</i> -octane	30
2,2-dimethylbutane	40	<i>n</i> -pentane	25
2,3-dimethylbutane	50	1-pentene	25
2,3-dimethylpentane	50	<i>cis</i> -2-pentene	35
2,4-dimethylpentane	40	<i>trans</i> -2-pentene	25
<i>n</i> -dodecane	40	propane	40
ethane	25	<i>n</i> -propylbenzene	30
ethylbenzene	25	propylene	25
ethylene	20	styrene	40
<i>m</i> -ethyltoluene	25	toluene	40
<i>o</i> -ethyltoluene	30	1,2,3-trimethylbenzene	25
<i>p</i> -ethyltoluene	40	1,2,4-trimethylbenzene	40
<i>n</i> -heptane	25	1,3,5-trimethylbenzene	25
<i>n</i> -hexane	30	2,2,4-trimethylpentane	30
1-hexene	60	2,3,4-trimethylpentane	25
isobutane	25	<i>n</i> -undecane	30
isopentane	40	<i>o</i> -xylene	25
isoprene	40	<i>m/p</i> -xylene (combined)	40

20-60 ppbC (parts per billion expressed as carbon) in nitrogen, 104 liters @ 1,800 psi

cat.# 34445 (ea.)

20-60 ppbC (parts per billion expressed as carbon) in nitrogen, 110 liters @ 1,800 psi

cat.# 26370 (ea.)

**NEW!**

20-60 ppbC (parts per billion expressed as carbon) in nitrogen, 110 liters @ 1,800 psi (Pi-marked Cylinder)

cat.# 34445-PI (ea.)

No data pack available.

## Custom Gas Calibration Standards Quote

[www.restek.com/customgas](http://www.restek.com/customgas)



### BTEX and MTBE Gas Mix (7 components)

benzene	<i>m</i> -xylene
ethylbenzene	<i>o</i> -xylene
methyl <i>tert</i> -butyl ether (MTBE)	<i>p</i> -xylene
toluene	

1 ppm in nitrogen, 104 liters @ 1,800 psi

cat.# 34541 (ea.)

1 ppm in nitrogen, 110 liters @ 1,800 psi

cat.# 26363 (ea.)

**NEW!**

1 ppm in nitrogen, 110 liters @ 1,800 psi (Pi-marked Cylinder)

cat.# 34541-PI (ea.)

100 ppb in nitrogen, 104 liters @ 1,800 psi

cat.# 34542 (ea.)

100 ppb in nitrogen, 110 liters @ 1,800 psi

cat.# 26364 (ea.)

**NEW!**

100 ppb in nitrogen, 110 liters @ 1,800 psi (Pi-marked Cylinder)

cat.# 34542-PI (ea.)

No data pack available.

## please note

Gas standards are subject to hazardous materials shipping fees by most freight carriers. All calibration gas standards are nonreturnable due to DOT hazardous shipping requirements.

## please note

Gas standards on this page are not available in Pi-marked cylinders for EU countries.



## cylinder design

DCG Partnership Cylinders:

Size: 7.6 x 24 cm  
CGA-170/110 connection  
U.S. DOT Specs: DOT-4B-240ET

**Please note:** This cylinder is not approved for use in Canada.

## also available

See **page 425** for regulators.



## Natural Gas and Refinery Gas Standards

- Each available in three varying concentrations.
- Mini-regulator designed specially for these standards.

### Natural Gas Standards

Available in three mixes, from lean to rich. Each has an extended list of C6+ components.

	Natural Gas Standard #1 cat.# 34438, ea. % each compound**	Natural Gas Standard #2 cat.# 34439, ea. % each compound**	Natural Gas Standard #3 cat.# 34440, ea. % each compound**
nitrogen	1.000	2.500	5.000
carbon dioxide	0.500	1.000	1.500
methane UHP	94.750	85.250	70.000
ethane UHP	2.000	5.000	9.000
propane	0.750	3.000	6.000
isobutane	0.300	1.000	3.000
<i>n</i> -butane	0.300	1.000	3.000
isopentane	0.150	0.500	1.000
<i>n</i> -pentane	0.150	0.500	1.000
hexanes plus*	0.100	0.250	0.500
<b>Concentration</b>	mole	mole	mole
<b>Volume</b>	13.16 L @ 200 psig	13.16 L @ 200 psig	5.5 L @ 75 psig
<b>Ideal Heating Value (Dry BTU/SCF)</b>	1,048 gross	1,142 gross	1,317 gross

Ideal Heating Value: Dry BTU/SCF @ 14.696 psia & 60 °F.

\*Contact Restek or your Restek representative for a complete list of hexanes plus.

\*\*Precise concentrations are provided on the data sheet included with each cylinder and may vary slightly from those listed here.

### Refinery Gas Standards

Available in three mixes with varying C5 unsaturates or extended C6+ components.

	Refinery Gas Standard #1 cat.# 34441, ea. % each compound**	Refinery Gas Standard #2 cat.# 34442, ea. % each compound**	Refinery Gas Standard #3 cat.# 34443, ea. % each compound**
hydrogen	40.750	12.500	12.500
argon	0.500	1.000	1.000
nitrogen	4.000	37.200	37.200
carbon monoxide	1.000	1.000	1.000
carbon dioxide	3.000	3.000	3.000
methane	8.500	5.000	5.000
ethane	6.000	4.000	4.000
ethylene	2.000	2.000	2.000
acetylene	—	1.000	1.000
propane	7.000	6.000	6.000
propylene	3.000	3.000	3.000
propadiene	0.850	1.000	1.000
cyclopropane	—	0.040	—
isobutane	6.000	5.000	5.000
<i>n</i> -butane	4.000	4.000	4.000
isobutylene	2.000	1.000	1.000
1,3 butadiene	3.000	3.000	3.000
<i>cis</i> -2-butene	2.000	2.000	2.000
<i>trans</i> -2-butene	2.000	3.000	3.000
butene-1	2.000	2.000	2.000
2-methyl-2-butene	—	0.200	0.200
isopentane	1.000	1.000	1.000
<i>n</i> -pentane	1.000	1.000	1.000
<i>cis</i> -2-pentene	—	0.400	0.400
<i>trans</i> -2-pentene	—	0.160	0.200
pentene-1	—	0.400	0.400
<i>n</i> -hexane	0.500	0.100	—
hexanes plus	—	—	0.100
<b>Concentration</b>	mole	mole	mole
<b>Volume</b>	5.2 L @ 70 psig	4.9 L @ 60 psig	4.6 L @ 60 psig

\*\*Precise concentrations are provided on the data sheet included with each cylinder and may vary slightly from those listed here.

**Scott/Air Liquide Transportable Pure Gases and Mixtures** in 14-, 48-, and 110-Liter Sizes

We offer a wide range of Scott/Air Liquide transportable gases, from pure gases for purging or calibrating to multi-component mixes, which are ideal for peak identification work.



The 14-liter container has a CGA 160 connection for more precise integration with analytical systems. The 48-liter cylinder has a CGA 165 connection and can deliver large volumes of sample. The 110-liter cylinder has a CGA 180 connection.

See pages 424–425 for cylinder and regulator information.

NOTE: Scotty 14 and Scotty 48 cylinders are not approved for use in Canada.

Description	Shelf Life	Scotty 14 (14 Liter)		Scotty 48 (48 Liter)		Scotty 110 (110 Liter)	
		cat.#		cat.#		cat.#	
<b>Pure Gases</b>							
Air, zero (THC < 1 ppm)	2 yr	34448		34449		34449-PI	
Argon, 99.995%	2 yr	34457		—	—	34457-PI	
Carbon dioxide, 99.80%	2 yr	34451		34452		34452-PI	
Hydrogen, 99.99%	2 yr	34453		—	—	34453-PI	
Methane, 99.00%	2 yr	34454		—	—	34454-PI	
Oxygen, 99.60%	2 yr	34455		—	—	—	—
<b>Two-Component Mixtures</b>							
Benzene in air (1 ppm)	1 yr	—	—	34458		34458-PI	
Benzene in air (100 ppm)	1 yr	—	—	34459		34459-PI	
1,3-Butadiene in nitrogen (10 ppm)	2 yr	34460		34461		34461-PI	
Carbon dioxide in helium (100 ppm)	2 yr	34462		—	—	34462-PI	
Carbon dioxide in nitrogen (100 ppm)	2 yr	34463		34464		34464-PI	
Carbon dioxide in nitrogen (1,000 ppm)	2 yr	34465		34466		34466-PI	
Ethylene in air (8-10 ppm)	2 yr	34467		34468		34468-PI	
Ethylene in helium (100 ppm)	2 yr	34489		—	—	34489-PI	
Hydrogen in helium (100 ppm)	2 yr	34469		—	—	34469-PI	
Hydrogen in nitrogen (1%)	2 yr	34471		34472		34472-PI	
Hydrogen in nitrogen (100 ppm)	2 yr	34473		34474		34474-PI	
Methane in helium (100 ppm)	2 yr	34476		34477		34477-PI	
Methane in nitrogen (100 ppm)	2 yr	34478		—	—	34478-PI	
Methane in nitrogen (1%)	2 yr	34482		34483		34483-PI	
Nitrogen in helium (100 ppm)	2 yr	34479		—	—	34479-PI	
Nitrous oxide in nitrogen (1 ppm)	2 yr	34484		34485		34485-PI	
Oxygen in helium (100 ppm)	2 yr	34480		—	—	34480-PI	
Oxygen in nitrogen (2%)	2 yr	34487		34488		34488-PI	
Oxygen in nitrogen (6%)	2 yr	34491		34492		34492-PI	
1,1,1-Trichloroethane in nitrogen (10 ppm)	2 yr	—	—	34493		34493-PI	
Trichloroethylene in nitrogen (10 ppm)	2 yr	34494		34495		34495-PI	
Vinyl chloride in nitrogen (1 ppm)	2 yr	34496		34497		34497-PI	
Vinyl chloride in nitrogen (10 ppm)	2 yr	34498		34499		34499-PI	
Vinyl chloride in nitrogen (50 ppm)	2 yr	34500		—	—	34500-PI	
Vinyl chloride in nitrogen (100 ppm)	2 yr	34501		—	—	34501-PI	
Vinyl chloride in nitrogen (1,000 ppm)	2 yr	34502		—	—	34502-PI	
<b>Multi-Component Mixtures</b>							
Carbon monoxide, carbon dioxide, hydrogen, and oxygen in nitrogen (0.5% each)	2 yr	34504		34505		34505-PI	
Carbon monoxide, carbon dioxide, hydrogen, and oxygen in nitrogen (1% each)	2 yr	34507		34508		34508-PI	
Carbon monoxide, carbon dioxide, methane, ethane, ethylene, and acetylene in nitrogen (1% each)	1 yr	—	—	34511		34511-PI	
Carbon monoxide, carbon dioxide, nitrogen, and oxygen (5% each), and methane and hydrogen (4% each) in helium	2 yr	34512		—	—	34512-PI*	
Carbon monoxide (7%), carbon dioxide (15%), and oxygen (5%) in nitrogen	2 yr	34514		—	—	34514-PI	
Carbon monoxide (7%), oxygen (4%), carbon dioxide (15%), and methane (4.5%) in nitrogen	2 yr	34515		34516		34516-PI	
C1-C6 <i>n</i> -Paraffins: methane, ethane, propane, butane, pentane, hexane in nitrogen (15 ppm each)	2 yr	34518		34519		34519-PI	
C1-C6 <i>n</i> -Paraffins: methane, ethane, propane, butane, pentane, hexane in helium (100 ppm each)	2 yr	34521		34522		34522-PI	
C1-C6 <i>n</i> -Paraffins: methane, ethane, propane, butane, pentane, hexane in helium (1,000 ppm each)	2 yr	34524		34525		34525-PI	
C1-C6 <i>n</i> -Paraffins: methane, ethane, propane, butane, pentane, hexane in nitrogen (100 ppm each)	2 yr	34527		34528		34528-PI	
C2-C6 Olefins: ethylene, propylene, 1-butene, 1-pentene, 1-hexene in helium (100 ppm each)	2 yr	34529		34530		34530-PI	
C2-C6 Olefins: ethylene, propylene, 1-butene, 1-pentene, 1-hexene in nitrogen (100 ppm each)	2 yr	34531		34532		34532-PI	
Branched Paraffins: 2,2-dimethylbutane, 2,2-dimethylpropane, isobutane, 2-methylbutane, 2-methylpentane, 3-methylpentane in nitrogen (15 ppm each)	2 yr	34534		—	—	34534-PI	
Methane, ethane, ethylene, acetylene, propane, propylene, <i>n</i> -butane, propyne in nitrogen (15 ppm each)	1 yr	—	—	34537		34537-PI	
<i>n</i> -butane, isobutane, <i>cis</i> -2-butene, <i>trans</i> -2-butene, 1-butene, iso-butylene, 1,3-butadiene, ethyl acetylene in nitrogen (15 ppm each)	1 yr	—	—	34539		34539-PI	

\*Cat.# 34512-PI is 30 L at 500 psig (34.5 bar).

Our Pi-marked gas standards from Scott/Air Liquide meet the requirements of the Transportable Pressure Equipment Directive (TPED) implemented in 2001 that regulates the safe transport of pressurized containers used throughout the European community.

All calibration gas standards are nonreturnable due to DOT hazardous shipping requirements.



**DCG Partnership Cylinders:**  
Size: 7.6 x 24 cm  
CGA-170/110 connection  
U.S. DOT Specs: DOT-4B-240ET  
**Please note:** This cylinder is not approved for use in Canada.  
**Recommended regulator:**  
cat.# 22052



**Scotty® (Air Liquide) 110 L (Pi-marked Cylinders for EU Regulations):**  
Aluminum construction  
Size: 8.3 x 29.5 cm  
Volume/Pressure:  
110 liters of gas @ 1,800 psi  
CGA-180 outlet fitting  
Weight: 2.2 lb/1 kg  
DOT Specifications: 3AL2216  
**Recommended regulators:**  
cat.# 26371, 26372, 21572, or 21572-R100



**Spectra (Linde) 104 L:**  
Aluminum construction  
Size: 8 x 24 cm  
Volume/Pressure:  
104 liters of gas  
@ 1,800 psi  
CGA-180 outlet fitting  
Weight: 1.5 lb/0.7 kg  
**Recommended regulators:**  
cat.# 21572-R100, 26371, or 26372



**Scotty® (Air Liquide) 110 L**  
Aluminum construction  
Size: 8.3 x 29.5 cm  
Volume/Pressure:  
110 liters of gas @ 1,800 psi  
CGA-180 outlet fitting  
Weight: 2.2 lb/1 kg  
DOT Specifications: 3AL2216  
**Recommended regulators:**  
cat.# 26371, 26372, 21572, or 21572-R100



**Scotty® (Air Liquide) 14**  
Contents: 14 liters  
Pressure: 240 psig (17 bar)  
Outlet Fitting: CGA 160  
Weight: 1.5 lb/0.7 kg  
Dimensions: 3" diameter x 11" height (7.6 x 28 cm)  
DOT Specifications: 4B240  
**Please note:** This cylinder is not approved for use in Canada.  
**Recommended regulators:**  
cat.# 22690 or 22691



**Scotty® (Air Liquide) 48**  
Contents: 48 liters  
Pressure: 300 psig (21 bar)  
Outlet Fitting: CGA 165  
Weight: 1.75 lb/0.8 kg  
Dimensions: 4" diameter x 16 1/4" height (10.2 x 41 cm)  
DOT Specifications: 39 NRC  
**Please note:** This cylinder is not approved for use in Canada.  
**Recommended regulators:**  
cat.# 22690 or 22691



24129

**Small Cylinder Stand**

- Supports and stabilizes disposable gas cylinders.
- Fits cylinders up to 3 3/8" (8 cm) in diameter.
- Adjustable screw secures cylinder in place.

This cylinder stand is designed to support small diameter cylinders, such as 104 L and 110 L disposable cylinders. It is a simple, safe, and economical way to stabilize the position of small cylinders, while keeping them within close proximity. The stand is constructed of heavy-weight painted steel and includes an adjustable screw for safely securing cylinders.

Description	qty.	cat.#
Small Cylinder Stand	ea.	24129



**Mini-Regulator** for natural gas and refinery gas standards

- 0–300 psig inlet pressure range.
- 0–15 psig outlet pressure range.
- Supplied with 0–15 psig outlet pressure gauge, brass CGA 170 nut and nipple.

Description	qty.	cat.#
Mini-Regulator	ea.	22032



22032

**High-Purity VOC Regulators**

- Single-stage, stainless steel.
- Two pressure gauges and CGA-180 fitting.
- 3,000 psig maximum inlet pressure.
- Stainless steel diaphragm and Kel-F® seat.
- 1/8-inch tube compression outlet.
- Low internal volume: 3.03 cc.
- Accurate pressure control even at low flow rates.
- Individually tested for leaks and impurities.



21572

**Spectra Gas 7621 High-Purity VOC Regulator**

Description	qty.	cat.#
0–30 psig outlet pressure gauge	ea.	21572
0–100 psig outlet pressure gauge	ea.	21572-R100

**Air Liquide High-Purity VOC Regulators**

Description	qty.	cat.#
CGA 180 (0-30 psig)	ea.	26371
CGA 180 (0-100 psig)	ea.	26372



26371

**Regulators** for use with 14-liter and 48-liter Scott/Air Liquide Transportable Gases

Use the CGA 160 inlet connection with 14-liter Scott/Air Liquide transportable gases. Use the CGA 165 inlet connection with 48-liter Scott/Air Liquide transportable gases.

**Specifications:**

Maximum Inlet Pressure: 300 psig  
 Outlet Pressure Range: 2–10 psig  
 Maximum Delivery Pressure: 25 psig  
 Operating Temperature Range: 35 °F to 150 °F (2 °C to 65 °C)  
 Outlet Connection: 1/4" female NPT

**Materials of Construction:**

Body: Brass  
 Diaphragm: Viton®  
 Seat: Acetal  
 Seal: Viton®


Description	qty.	cat.#
Regulator, CGA 160 Inlet Connection	ea.	22690
Regulator, CGA 165 Inlet Connection	ea.	22691



22690

**also available**

Single-Stage and Dual-Stage  
 Ultra-High Purity Gas Regulators  
 See **pages 279–281**.



**Syringe Adaptor Kit** for Single-Stage VOC Regulator

Use to withdraw sample from a high-pressure cylinder after pressure reduction through the high-purity VOC single-stage regulator.

Kit contains one nickel-plated brass 1/4" NPT to female luer fitting, which can be used with an A-2 Luer syringe (cat.# 20162 or 20163), and one stainless steel 1/4" NPT x 1/8" compression fitting with septum (can be used with any syringe needle).

Description	qty.	cat.#
Syringe Adaptor Kit	kit	21118



21118



# Gas Sampling

Sample Cylinders.....426  
 Sample Cylinder Valves.....427  
 Sample Cylinder Accessories.....428  
 Gas Sampling Valves & Loops.....429



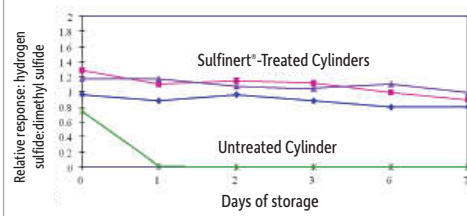
## Sample Cylinders

- All cylinders have 1/4" female NPT threads on both ends.
- TPED compliant cylinders available for EU community.

Swagelok® sample cylinders are made of 304 L and 316 L stainless steel to resist corrosion and DOT rated to 1,800 and 5,000 psig (TPED cylinders rated to 1,450 and 4,350 psig), which allows sampling at gas wellheads as well as on-site refineries. Each cylinder is hydrostatically tested to at least 5/3 the working pressure.

Sulfur compounds are stable in Sulfinert®-treated stainless steel systems.

17 ppbv hydrogen sulfide in 500 mL cylinders



### Applications:

- ASTM D1265
- Hydrocarbon sampling in refineries & petrochemical plants

### Analyzing sulfur or mercury?

- Sulfinert® coating provides stable storage of sulfur and mercury at ppb levels.
- Inert coating doesn't flake; more durable than PTFE.

## Sample Cylinders, High Pressure (Stainless Steel & Sulfinert® Treated)

- 304L stainless steel; DOT rating to 1,800 psig (TPED cylinders to 1,450 psig).
- Range of cylinder sizes, 75 cc to 2,250 cc.

Size	1,800 psig, 304L SS		TPED, 1,450 psig, 304L SS	
	Stainless Steel	Sulfinert Treated	Stainless Steel	Sulfinert Treated
75 cc	22921	24130	22921-PI	24130-PI
150 cc	22922	24131	22922-PI	24131-PI
300 cc	22923	24132	22923-PI	24132-PI
500 cc	22924	24133	22924-PI	24133-PI
1,000 cc	22925	24134	22925-PI	24134-PI
2,250 cc	22926	21394	22926-PI	21394-PI

## Sample Cylinders, Ultra-High Pressure (Stainless Steel & Sulfinert® Treated)

- 316L stainless steel; DOT rating to 5,000 psig (TPED cylinders to 4,350 psig).
- Range of cylinder sizes, 150 cc to 500 cc.

Size	5,000 psig, 316L SS		TPED, 4,350 psig, 316L SS	
	Stainless Steel	Sulfinert Treated	Stainless Steel	Sulfinert Treated
150 cc	22927	22111	22927-PI	22111-PI
300 cc	22928	22112	22928-PI	22112-PI
500 cc	22929	22113	22929-PI	22113-PI

## also available

Certificates are available upon request.

### Sample Cylinder Valves (Stainless Steel & Sulfinert® Treated)

- Multiple valve configurations, including dip tube and rupture disks.
- Large, durable, Kel-F® seat ensures leak-free operation.
- Temperature range: -40 °C to 120 °C

Alta-Robbins' unique valve design incorporates a fully contained soft seat that provides durability and longer lifetime. Tight shut-off is easily achieved with very low torque, yet the valve is rugged enough to withstand overtightening.

Multiple valve configurations are available for both high pressure and ultra-high pressure sample cylinders. An outage tube or dip tube provides a headspace above liquefied gases so that, should expansion occur with an increase in temperature, the pressure is not dramatically increased. Outage is expressed as a percent of the total cylinder volume, based on the ratio of the length of headspace to the total length of the cylinder, with a maximum available outage of 50%. The dip tube is welded directly to the male inlet of the valve and cut to a length of up to 5.25 inches. Rupture discs function to protect sample cylinders from over-pressurization by venting to the atmosphere. The pressure rating on the rupture disc should always be lower than the cylinder.

Description	Stainless Steel cat.#	Sulfinert Treated cat.#
<b>3,500 psig DOT Pressure Rating</b>		
1/4" Male NPT x 1/4" Male NPT	26297	21400
1/4" Male NPT x 1/4" Female NPT	26298	26299
1/4" Male NPT x 1/4" Male Compression	26300	21401
1/4" Male NPT x 1/4" Male NPT w/5.25" Dip Tube*	26301	21402*
1/4" Male NPT x 1/4" Male NPT w/1,800 psi Rupture Disc	26302	26303
1/4" Male NPT x 1/4" Female NPT w/1,800 psi Rupture Disc	26304	26305
Replacement Rupture Disc, 1,800 psig	26320	
<b>5,000 psig DOT Pressure Rating</b>		
1/4" Male NPT x 1/4" Male NPT	26306	26307
1/4" Male NPT x 1/4" Female NPT	26308	26309
1/4" Male NPT x 1/4" Male Compression	26310	26311
1/4" Male NPT x 1/4" Male NPT w/5.25" Dip Tube*	26312	26313
1/4" Male NPT x 1/4" Male NPT w/2,850 psi Rupture Disc	26314	26315
1/4" Male NPT x 1/4" Female NPT w/2,850 psi Rupture Disc	26316	26317
Replacement Rupture Disc, 2,850 psig	26324	

\*To order a sample cylinder valve with dip tube, please call Customer Service at 800-356-1688, ext. 3, or contact your Restek representative. Specify dip tube length or % outage when ordering (maximum length = 5.25"/ 13.3 cm). Note: End of part will not be treated after cutting tube to length.



21400

21401



21402



26298

26300



26314

### Rupture Disc Tee (Stainless Steel & Sulfinert® Treated)

Unlike other designs, Alta-Robbins rupture disc tee is NOT permanently soldered to the disc, making the discs replaceable. Discs are easily changed without removing the valve or tee from the cylinder. These tees are designed to be installed into existing systems to provide reliable over-pressure protection.

Description	Stainless Steel cat.#	Sulfinert Treated cat.#
<b>1,800 psig DOT Pressure Rating</b>		
Rupture Disc Tee, 1/4" Male NPT x 1/4" Female NPT	26318	26319
Replacement Rupture Disc	26320	
<b>2,850 psig DOT Pressure Rating</b>		
Rupture Disc Tee, 1/4" Male NPT x 1/4" Female NPT	26322	26323
Replacement Rupture Disc	26324	



26318

26323



26324

### Metering Control Valves (Stainless Steel & Sulfinert® Treated)

- Reduces pressure between sample cylinder and GC injector.
- Maintains fine metering control.
- Contains Kel-F® seat.

Description	Stainless Steel cat.#	Sulfinert Treated cat.#
<b>3,500 psig DOT Pressure Rating</b>		
Metering Control Valve, 1/4" Male NPT x 1/4" Male NPT	26326	26327



26326



## Sample Cylinder Accessories

Description	Fittings	qty.	cat.#
Sample Cylinder Carrying Handle, 304 SST for 1.9" & 2" OD Cylinders (Includes handle and two attachment rings)		ea.	26373
Sample Cylinder Carrying Handle, 304 SST for 3.5" & 4" OD Cylinders (Includes handle and two attachment rings)		ea.	26374
Sample Cylinder 316 SST End Pipe Plug, Stainless Steel	1/4" MPT	ea.	26375
Sample Cylinder 316 SST End Pipe Plug, Sulfinert Treated	1/4" MPT	ea.	26376
Sample Cylinder 316 SST Hollow Hex Plug	1/4" MPT	ea.	26377
Sample Cylinder SST Pipe Cap w/Lanyard	1/4" Female NPT & 20" Lanyard	ea.	26378
Sample Cylinder SST Pipe Cap, Stainless Steel	1/4" Female NPT	ea.	22969
Sample Cylinder SST Pipe Cap, Sulfinert Treated	1/4" Female NPT	ea.	22970

### Protecting Your Sulfinert®-Treated Products

#### Cleaning Tips

When cleaning a treated part, rinse with a solvent that will dissolve probable surface contaminants (i.e., use a nonpolar solvent to remove hydrocarbon contaminants, or a more polar solvent to remove more active contaminants).

Avoid using cleaners containing abrasives as they can scratch the layer. Mild sonication may assist in contaminant removal, but do not oversonicate—this could damage the layer. Solids can be removed with a soft nylon bristle brush using light pressure.

**Caution!** Do not use basic solutions or soaps with pH > 8. Do not steam clean Sulfinert®-treated components or lines as this could damage the layer.

#### Preventing Galling

As with any threaded fitting, galling may occur when assembling two treated parts. To prevent thread damage, use a PTFE tape.

A Scotch-Brite® pad can be used to remove coating from the threads to reduce galling.

Ferrules used in compression fittings should not be coated—leaks may occur.

#### Troubleshooting

Under normal use, your treated items should deliver outstanding performance for years to come. However, effective lifetime is dependent on the severity of the environment. Factors that can reduce performance are:

- *Contamination*—Failure to properly clean the surface can allow increased surface activity. If performance changes, thoroughly clean the surface and inspect the layer for damage.
- *Erosion*—Contact with abrasives can accelerate surface wear.
- *Bases*—Contact with a base (pH 8 or higher) can accelerate deterioration of the layer.

Surface finish and color should stay consistent throughout the life of the product. Changes in the finish or color may indicate a partial loss of the layer. To prevent further loss, ensure no exposure to bases or abrasives.

## Gas Sampling Valves and Sample Loops (Sulfinert® Treated)

- Ideal for samples containing low concentrations of sulfur or other active compounds.
- Sample loop sizes from 5 µL to 5 mL.

Sulfinert® treatment eliminates active sites in the valve or loop for better recovery of active compounds.

## Gas Sampling Valves & Replacement Rotors (Sulfinert® Treated)

(1/16" Fittings, 0.40 mm Port Diameter; "W Type" Valve)

Description	qty.	cat.#
Sulfinert Gas Sampling Valve; 4-Port	ea.	20584
Sulfinert Gas Sampling Valve; 6-Port	ea.	20585
Sulfinert Gas Sampling Valve; 10-Port	ea.	20586

Replacement Rotors (Not Coated)

Description	qty.	cat.#
Replacement Rotor (not coated) for 4-Port Sulfinert Gas Sampling Valve	ea.	20587
Replacement Rotor (not coated) for 6-Port Sulfinert Gas Sampling Valve	ea.	20588
Replacement Rotor (not coated) for 10-Port Sulfinert Gas Sampling Valve	ea.	20589

## Gas Sample Loops (Sulfinert® Treated) (1/16" fittings, for "W Type" valves)

Description	Size	qty.	cat.#
Sample Loops, Sulfinert Treated	5 µL	ea.	22840
Sample Loops, Sulfinert Treated	10 µL	ea.	22841
Sample Loops, Sulfinert Treated	20 µL	ea.	22842
Sample Loops, Sulfinert Treated	25 µL	ea.	22843
Sample Loops, Sulfinert Treated	50 µL	ea.	22844
Sample Loops, Sulfinert Treated	100 µL	ea.	22845
Sample Loops, Sulfinert Treated	250 µL	ea.	22846
Sample Loops, Sulfinert Treated	500 µL	ea.	22847
Sample Loops, Sulfinert Treated	1 mL	ea.	22848
Sample Loops, Sulfinert Treated	2 mL	ea.	22849
Sample Loops, Sulfinert Treated	5 mL	ea.	22850



20585



## Jumbo Syringe

Clear acrylic syringes, ideal for holding and dispensing large volumes of gas. An adjustable plunger on the O-ring ensures that the syringe is gas-tight over a long period of time. The central port is supplied with a luer-lock fitting; the secondary port is supplied with a septum nut. This enables access to the gas sample for adding standards or removing a subsample. The plunger stem is detachable, making sample storage easy.



21276

Volume	Model	SGE		Restek	
		cat.#	qty.	cat.#	qty.
500 mL	500MAR-LL-GT	009910	ea.	21275	
1,000 mL	1000MAR-LL-GT	009920	ea.	21276	
2,000 mL	2000MAR-LL-GT	009930	ea.	21277	

## Syringe O-Rings

Syringe Volume	SGE		Restek	
	cat.#	qty.	cat.#	qty.
500 mL	032527	ea.	21278	
1,000 mL	032532	ea.	21279	



21279

21278





# Reference Standards

<b>Detailed Table of Contents</b> .....	<b>432–437</b>	Nitroaromatics & Nitramines .....	461–462
<b>10 Critical Steps</b> .....	<b>438–439</b>	Nitrosamines .....	481
<b>Single-Component Solutions</b> .....	<b>440–445</b>	Oil & Grease .....	481
<b>Column &amp; Detector Test Mixes &amp; Reagents</b>		Organometallics/Organotin.....	482
Deactivating Agent.....	446	Oxygenates/Ethers.....	482
Derivatization Reagents.....	446–447	Pesticides .....	483–492
Detector Tuning Mixtures.....	447	Phenols .....	493
GC Column & Detector Test Mixes.....	447–448	Phthalates (Phthalate Esters) .....	494
GPC Calibration Mixes .....	448–449	Polybrominated Diphenyl Ethers (PBDEs) .....	491
LC Column & Detector Test Mixes.....	449	Polychlorinated Biphenyls (PCBs).....	494–496
<b>Clinical, Forensic &amp; Toxicology</b>		Polycyclic Aromatic Hydrocarbons (PAHs) .....	473–475
Bank Dye Standard .....	451	Semivolatile Organics.....	496–508
Blood Alcohol Standards.....	451	Toxicity Characteristic Leaching Procedure (TCLP) ...	508
Cannabinoids (Medical Marijuana).....	452	Trihalomethanes.....	509
Exempted Drugs of Abuse Standards.....	452–453	Volatile Organics.....	510–524
Explosives Solutions.....	453	<b>Foods, Flavors &amp; Fragrances</b>	
ASTM E1387 and E1618 (Fire Debris Analysis) .....	454	Derivatization Reagents.....	446–447
Weathered Petrochemical Solutions.....	454–455	Fatty Acid Methyl Esters (FAMES) .....	529–531
<b>Environmental</b>		Fatty Acids.....	531–532
Acetates.....	457	FAPAS® .....	532
Alcohols.....	457	Flavors & Fragrances .....	533
Aldehydes.....	457	Fragrance Allergens .....	534
Base, Neutral & Acid Extractable (BNA)/		Melamine .....	535
Semivolatile Organics.....	496–508	MN Dept. of Agriculture Pesticides .....	535
Benzidines .....	457	Phthalate Esters.....	494
BTEX .....	458	Plastic Container Testing.....	536
Diesel Fuel .....	458–459	QuEChERS.....	536–537
Disinfection By-Products.....	460	<b>Petroleum &amp; Petrochemical</b>	
Drinking Water Odor.....	460	Biodiesel.....	539
Ethylene Oxide .....	460	Finished Motor Oil & Aviation Gasoline .....	540
Explosives .....	461–462	PCBs in Transformer Oil .....	540
Gases.....	463	Simulated Distillation .....	541
Gasoline.....	464	Spark Ignition Engine Fuels.....	542–543
Glycols.....	465	Sulfur .....	544–547
Haloacetic Acids.....	465	<b>Pharmaceutical</b>	
Haloethers .....	465	Fatty Acids.....	549
Herbicides.....	466–470	Limit of Diethylene & Ethylene Glycol Standards ...	549
Hormones.....	470	Pharmaceutical Compounds in Drinking Water.....	550
Hydrocarbons .....	471–479, 555–567	Plastic Container Testing.....	550
International-Specific.....	525–527	Residual Solvents.....	551–553
Isocyanates.....	480	<b>Leaking Underground Storage Tank (LUST)</b>	
Jet Fuel.....	476	General.....	555–559
Kerosene .....	476	State-Specific.....	559–567
Ketones.....	480	<b>Gas Calibration Standards</b> .....	<b>418–423</b>
Nitriles .....	480		

10 Critical Steps .....	438–439
Compound Index for Reference Standards .....	730–736
Single-Component Solutions.....	440–445
Column & Detector Test Mixes & Reagents.....	446–449
Deactivating Agent .....	446
Derivatization Reagents .....	446–447
Detector Tuning Mixes .....	447
GC Column & Detector Test Mixes .....	447–448
GPC Calibration Mixes.....	448–449
LC Column & Detector Test Mixes.....	449

## Index of Reference Standards by Industry

### Clinical, Forensic & Toxicology 450–455

Bank Dye .....	451
Blood Alcohol Standards .....	451
Cannabinoids (Medical Marijuana) .....	452
Exempted Drugs of Abuse .....	452–453
Explosives .....	453
Fire Debris Analysis.....	454
Weathered Petrochemical Solutions .....	454–455

### Environmental 456–524

Acetates.....	457
Alcohols.....	457
Aldehydes.....	457
Base, Neutral & Acid Extractable (BNA)/Semivolatile Organics.....	496–508
Benzidines .....	457
BTEX .....	458
Diesel Fuel .....	458–459
Disinfection By-Products .....	460
Drinking Water Odor .....	460
Ethylene Oxide .....	460
Explosives .....	461–462
Gases .....	463
Gasoline.....	464
Glycols.....	465
Haloacetic Acids.....	465
Haloethers .....	465
Herbicides.....	466–470
Chloroacetanilide Herbicide Degradates.....	466
Chlorinated Acid Herbicides.....	466–469
Glyphosate.....	469
Paraquat/Diquat .....	469
Triazine .....	470
Hormones.....	470
Hydrocarbons.....	471–479, 555–567
Aromatic Hydrocarbons .....	471
Halogenated Hydrocarbons.....	471–472
Polycyclic Aromatic Hydrocarbons (PAHs).....	473–475
Petroleum Hydrocarbons.....	475–479
<i>Fuels &amp; Products</i> .....	475–477
<i>Aviation Gas</i> .....	475
<i>BTEX</i> .....	458
<i>Creosote Oil</i> .....	475
<i>Diesel</i> .....	458–459
<i>Fuel Oil</i> .....	475–476
<i>Gasoline</i> .....	464
<i>Hydraulic Oil</i> .....	476


<i>Jet Fuel</i> .....	476
<i>Kerosene</i> .....	476
<i>Leaking Underground Storage Tank (LUST)</i> .....	555–567
<i>Mineral Spirits</i> .....	477
<i>Motor Oil</i> .....	477
<i>Stoddard Solvent</i> .....	477
<i>Retention Time Markers</i> .....	478
<i>Total Petroleum Hydrocarbons (TPH)</i> .....	479
<i>Weathered Petrochemical Solutions</i> .....	454–455
Isocyanates.....	480
Jet Fuel.....	476
Kerosene .....	476
Ketones.....	480
Leaking Underground Storage Tank (LUST) .....	555–567
Nitriles.....	480
Nitroaromatics & Nitramines.....	461, 462
Nitrosamines .....	481
Oil & Grease.....	481
Organometallics/Organotin .....	482
Oxygenates/Ethers.....	482
Pesticides .....	483–492
Carbamate .....	483
Chlordane & Toxaphene.....	491
Chlorinated Disinfection By-Products, Pesticides, Herbicides.....	483
Chlorinated/Organochlorine/Organohalide.....	484–489
Nitrogen/Phosphorus.....	489
Organophosphorus.....	490
Pesticides & Flame Retardants .....	491
Phenylurea.....	491
State-Specific .....	492
Phenols .....	493
Phthalates (Phthalate Esters) .....	494
Polybrominated Diphenyl Ethers (PBDEs).....	491
Polychlorinated Biphenyls (PCBs).....	494–496
PCB Aroclors.....	494–495
PCB Congeners.....	495–496
Polycyclic Aromatic Hydrocarbons (PAHs).....	473–475
Semivolatiles Organics/Base, Neutral & Acid Extractables (BNAs) .....	496–508
Toxicity Characteristic Leaching Process (TCLP) .....	508
Trihalomethanes.....	509
Volatile Organics.....	510–524


**Environmental Reference Standards – International-Specific**

Canada.....	525
Europe.....	526
Japan .....	526
ISO/DIS.....	527

** Foods, Flavors & Fragrances 528–537**

Derivatization Reagents.....	446–447
Fatty Acid Methyl Esters (FAMES).....	529–531
Fatty Acids.....	531–532
Flavors & Fragrances .....	533
Food Analysis Performance Assessment Scheme (FAPAS®).....	532
Fragrance Allergens.....	534
Melamine .....	535
MN Dept of Agriculture Pesticides.....	535
Phthalate Esters.....	494
Plastic Container Testing .....	536
QuEChERS.....	536–537

 <b>Petroleum &amp; Petrochemical</b>	<b>538–547</b>
Biodiesel.....	539
Finished Motor & Aviation Gasoline.....	540
Leaking Underground Storage Tank (LUST).....	555–567
PCBs in Transformer Oil.....	540
Simulated Distillation.....	541
Spark Ignition Engine Fuels.....	542–543
Sulfur.....	544–547
Sulfur in Diesel Fuel.....	544
Sulfur in Gasoline.....	545
Sulfur in Isooctane.....	546
Sulfur in Mineral Oil.....	547

 <b>Pharmaceutical</b>	<b>548–553</b>
Fatty Acids.....	549
Limit of Diethylene & Ethylene Glycol.....	549
Pharmaceutical Compounds in Drinking Water.....	550
Plastic Container Testing.....	550
Residual Solvents/OVIs.....	551–553

## Index of Reference Standards by Method Source

### American Oil Chemists Society (AOCS) Methods

AOCS Method CE 1-62 Fatty Acid Methyl Esters FAMES.....	531
---	-----

### Association of Analytical Communities (AOAC) International Methods

2007.01 QuEChERS.....	537
-----------------------	-----

### American Society for Testing & Materials (ASTM) Methods

D2622 Sulfur in Petroleum Products.....	547
D2887 Simulated Distillation Petroleum Fractions.....	541
D3120 Trace Sulfur in Light Petroleum Hydrocarbons.....	546–547
D3606 Benzene & Toluene in Finished Motor & Aviation Gasoline.....	540
D3710-95 Simulated Distillation.....	541
D4045 Sulfur in Petroleum Products.....	546–547
D4059 PCBs in Insulating Liquids.....	540
D4294 Sulfur in Petroleum & Petroleum Products.....	547
D4629 Trace Nitrogen in Liquid Petroleum Hydrocarbons.....	546
D5197 Formaldehyde and Other Carbonyl Compounds in Air.....	457
D5453 Total Sulfur in Light Hydrocarbons, Spark Ignition Fuel, Diesel Fuel & Engine Oil.....	546–547
D5762 Nitrogen in Petroleum & Petroleum Products.....	546
D5836-03 2,4-Toluene Diisocyanate (2,4-TDI) and 2,6-Toluene Diisocyanate (2,6-TDI) in Workplace Atmospheres.....	480
D6042-96 Phenolic Antioxidants & Erucamide Slip Additives in Polypropylene Homopolymer Formulations Plastic (Container Testing).....	536, 550
D6069 Trace Nitrogen in Aromatic Hydrocarbons.....	546
D6352-04 High-Temperature Simulated Distillation.....	541
D6445-99 Sulfur in Gasoline.....	547
D6584-10 Total Monoglyceride, Total Diglyceride, Total Triglyceride & Free & Total Glycerin in B-100 Biodiesel Methyl Esters Biodiesel.....	539
D6730-01 Individual Components in Spark Ignition Engine Fuels.....	542–543
D6920 Total Sulfur in Naphthas, Distillates, Reformulated Gasolines, Diesels, Biodiesels & Motor Fuels.....	546
D7039-07 Sulfur in Gasoline & Diesel Fuel.....	547
E1387 Ignitable Liquid Residues in Extracts From Fire Debris Samples Using GC.....	454
E1618 Ignitable Liquid Residues in Extracts From Fire Debris Samples Using GC-MS.....	454

**Canadian Council of Ministers of the Environment (CCME) Methods**

CCME Petroleum Hydrocarbons ..... 525

Canadian Drinking Water ..... 525

Atlantic RBCA ..... 525

**European Norm (EN) Methods**

EN14105 Biodiesel..... 539

**European Pharmacopeia (EP)**

EP 2.4.22 Fatty Acids by GC .....531, 549

EP/ICH Residual Solvents..... 553

**Fragrance Materials Association (FMA)**

Essential Oils Test Mix..... 533

**ISO/DIS**

9377 Water Quality Testing ..... 527

**Minnesota Department of Agriculture** **492**

**OSHA/NIOSH Industrial Hygiene (IH) Methods** **480**

**Standard Methods for the Analysis of Water and Wastewater**

5560 Organic and Volatile Acids..... 532

**U.S. EPA Methods**

**500 SERIES METHODS – U.S. EPA SAFE DRINKING WATER ACT (SDWA)**

Methods 501, 501.2, 501.3 – Trihalomethanes..... 509

Methods 502.1, 502.2 – Volatile Halogenated Organics..... 510–511

Method 504.1 – Ethylene Dibromide & Dibromochloropropane ..... 512

Method 505 – Organohalide Pesticides & PCBs ..... 485

Method 506 – Phthalate & Adipate Esters ..... 494

Method 507 – Nitrogen & Phosphorus Pesticides ..... 489

Method 508 – Chlorinated Pesticides ..... 484–485

Methods 515, 515.4 – Chlorinated Acid Herbicides..... 466–467

Method 521 – Nitrosamines..... 481

Method 522 – 1,4-Dioxane ..... 481

Methods 524.1, 524.2, 524.3 – Volatile Organics ..... 512–515

Methods 525, 525.1, 525.2 – Semivolatile Organics..... 496–497

Method 526 – Semivolatile Organics..... 496

Method 527 – Pesticides & Flame Retardants (GC-MS) ..... 491

Method 528 – Phenols ..... 493

Method 529 – Nitroaromatics & Nitramines..... 461

Methods 531.1, 531.2 – Carbamates..... 483

Method 532 – Phenylurea Pesticides..... 491

Method 535 – Chloroacetanilide Herbicide Degradates..... 466

Method 539 – Hormones in Drinking Water..... 470

Method 547 – Glyphosate ..... 469

Method 549.2 – Paraquat/Diquat ..... 469

Method 551.1 – Chlorinated Pesticides & Herbicides ..... 483

Methods 552, 552.1, 552.2, 552.3 – Haloacetic Acids & Dalapon..... 465

Method 555 – Chlorinated Acids..... 467

Drinking Water Odor Standard ..... 526





# Detailed Table of Contents

## 600 SERIES METHODS – U.S. EPA CLEAN WATER ACT (CWA)

Method 601 – Purgeable Hydrocarbons.....	516
Method 602 – Purgeable Aromatics.....	471, 516
Method 603 – Acrolein & Acrylonitrile.....	480, 516
Method 604 – Phenols.....	493
Method 605 – Benzidine & 3,3'-Dichlorobenzidine.....	457
Method 606 – Phthalate Esters.....	494
Method 607 – Nitrosamines.....	481
Method 608 – Organochlorine Pesticides & PCBs.....	485
Method 609 – Nitroaromatics & Isophorone.....	461, 471
Method 610 – Polycyclic Aromatic Hydrocarbons (PAHs).....	473
Method 611 – Haloethers.....	465, 471
Method 612 – Chlorinated Hydrocarbons.....	471
Method 615 – Chlorinated Acid Herbicides.....	467
Method 624 – Purgeable Halocarbons.....	471–472, 516–517
Method 625 – Semivolatile Organics.....	498
Tuning Mixtures.....	447
Aroclor Solutions.....	494–495
Chlordane, Toxaphene Solutions.....	489, 491
Method 418.1 – Total Recoverable Petroleum Hydrocarbons.....	479
Method 1311 – Toxicity Characteristic Leaching Procedure (TCLP).....	508
Method 1614 – Polybrominated Diphenyl Ethers (PBDEs).....	491
Method 1664 – Oil & Grease.....	481
Method 3500 – Organic Extraction Surrogates.....	498–502

## 8000 SERIES METHODS – RESOURCE CONSERVATION & RECOVERY ACT (RCRA)

### SOLID WASTE MANUAL (SW-846)

Method 8010 – Halogenated Volatile Organics.....	472, 517
Method 8011 – 1,2-Dibromoethane & 1,2-Dibromo-3-Chloropropane.....	472, 518
Method 8020 – Aromatic Volatile Organics.....	471, 518
Method 8021 – Volatile Organics.....	518
Method 8040 – Phenols.....	493
Method 8061A – Phthalate Esters.....	494
Method 8080, 8081 – Chlorinated Pesticides.....	486
Method 8082, 8082A – Polychlorinated Biphenyls (PCBs).....	495
Method 8095 – Explosives by GC.....	461–462
Method 8100 – Polycyclic Aromatic Hydrocarbons (PAHs).....	473
Method 8140, 8141 – Organophosphorus Pesticides.....	490
Method 8150, 8151, 8151A – Chlorinated Acid Herbicides.....	468
Method 8240 – Volatile Organic Compounds (VOCs).....	518–519
Method 8260, 8260A, 8260B – Volatile Organic Compounds (VOCs).....	519–521
Method 8270C, 8270D – Semivolatile Organic Compds (SVOCs).....	499–502
Method 8310 – PAHs by LC.....	473
Method 8315 – Aldehydes & Ketones DNPH by LC.....	457
Method 8321 – Chlorinated Acids by LC.....	469
Method 8330 – Nitroaromatics and Nitramines by LC.....	462

## CLP METHODS – CERCLA/SUPERFUND PROGRAM

Method SOM01.1, 04.2, 04.1, 10/92 SOW – Volatiles (QA).....	522
Method 04.2, 04.1, 3/90 SOW, OLC 03.2 – Volatiles (Calibration).....	523–524
Method SOM01.1, 04.2, 04.1, 4/89 & 3/90 SOWs, Low Concentration – Semivolatiles (QA).....	503–504
Method SOM01.1, 04.2, 04.1, 4/89 & 3/90 SOWs, 03.2 Low Conc. – Semivolatiles (Calibration).....	505–507
GPC Calibration Mixes.....	508
Method SOM01.1, 04.2, 04.1, 03.2, 2/88, 4/89 & 3/90 SOWs – Pesticides (QA).....	486–488
Method SOM01.1, 04.2, 04.1, 03.2, 2/88, 4/89 & 3/90 SOWs – Pesticides (Calibration).....	488–489
Aroclor Solutions.....	494–495
Chlordane & Toxaphene Solutions.....	489, 491
PCB Congeners.....	495–496

**STATIONARY SOURCE & AMBIENT AIR METHODS**

ASTM D5197 .....	457
CARB 1004 .....	457
TO-11A Aldehydes & Ketones.....	457, 480
TO-14 VOCs.....	418–420
TO-15 .....	420
TO-17 .....	420
Ozone Precursors/PAMS .....	421

**LOW SULFUR STANDARDS (TITLE 40, CHAPTER 1, PART 80)**

Ultra Low Sulfur in Diesel.....	544
Ultra Low Sulfur in Gasoline.....	545

**LEAKING UNDERGROUND STORAGE TANK (LUST) RECOVERY ACT PROGRAM METHODS**

General .....	555–559
Diesel/Biodiesel Standard.....	559
Diesel Surrogates and Internal Standards.....	559
Fuel Composite Standards.....	555
Fuel Oil Degradation Test.....	557
Gasoline Surrogate and Internal Standards .....	559
Retention Time Standards.....	555
Military Fuels (Jet Propellant) .....	557
Mineral Spirits.....	557
Motor Oil Composite Standards .....	555
Petroleum Volatile Organic Compounds (PVOCs), Gasoline Range Organics (GRO) & Benzene-Toluene-Ethylbenzene-Xylenes (BTEX) .....	558
Single-Source Fuels.....	556
Weathered Fuels .....	454–455
State-Specific Methods.....	559–567
Alaska .....	559–560
Arizona .....	561
California .....	561
Connecticut.....	561
Florida .....	562
Massachusetts.....	562–563
Michigan.....	564
Mississippi.....	564
New Jersey.....	564
Northwest U.S. (Oregon & Washington) .....	565
Pennsylvania.....	565
Tennessee/Mississippi.....	565
Texas.....	566
Washington.....	567
Wisconsin.....	567

**U.S. Pharmacopeia (USP)**

USP <467> Residual Solvents.....	551–552
----------------------------------	---------

**NEW!**

**Compound Index for Reference Standards**

See **pages 730–736.**





### What are Certified Reference Materials (CRMs)?

A CRM is a reference standard that meets the following set of strict criteria defined under ISO Guide 34 and ISO/IEC 17025:

- All raw materials in the standard must be characterized via qualified methods on qualified instruments.
- The reference standard must be produced in an ISO-accredited lab under documented procedures.
- The reference standard must fall under at least one of the chemical classes for which the lab has been approved under its scope of accreditation.

To learn more about Restek's ISO quality credentials and to view our certificates (including scopes of accreditation), visit [www.restek.com/iso](http://www.restek.com/iso)

# World-Class Certified

## 10 CRITICAL STEPS

Whether it's a stock, off-the-shelf reference standard or a one-of-a-kind, custom-formulated solution, there are 10 critical steps that Restek takes to separate our certified reference materials (CRMs) from the competition. For every CRM produced in Restek's ISO-accredited labs, we always:

### 1 Review Customer & Method Requirements

To determine which organic reference standards we should develop as stock products, Restek experts closely monitor government regulations and methods from around the globe and also actively engage with our customers and distributors. Once a product is chosen based on regulatory changes, customer needs, and our 20+ years of experience, a veteran Restek chemist formulates a stable standard containing an ideal mix of compounds and concentrations. All formulations are then subjected to a thorough review of accuracy, compatibility, and solubility by a second chemist.

### 2 Verify Compatibility & Stability

All raw materials used in our reference standards are held to strict purity criteria, and compound compatibility is scrutinized during both formulation and review. We also conduct on-going, long-term stability and short-term shipping stability studies in accordance with ISO Guide 34 and ISO Guide 35 to ensure reliability and accurate shelf-life reporting.

### 3 Characterize Raw Materials Thoroughly

Restek's Quality Control (QC) lab confirms the chemical identity and purity of mixture components and solvents using one or more of the following techniques: GC-FID, HPLC, GC-ECD, GC-MS, LC-MS, refractive index, and melting point.

### 4 Calibrate Analytical Balances

All analytical balances are verified at seven mass levels daily using NIST\* traceable weights and are also calibrated yearly by an ISO/IEC 17025:2005-accredited provider to guarantee accurate measurement.

### 5 Deactivate Glassware & Ampuls

Restek reference standards are prepared using Class A volumetric flasks and/or Class A pipettes. Ampuls and vials used in preparation and packaging are deactivated to prevent the loss of target analytes.

### 6 Maintain ISO Accreditation

In 2011, the reference standard manufacturing and QC testing laboratories in Restek's state-of-the-art Bellefonte, PA, facility earned ISO Guide 34 and ISO/IEC 17025 accreditation. These accreditations—in

addition to ISO 9001 registration, which we have maintained since 1994—serve as recognition that Restek and our labs meet the world-class quality standards established by the International Organization for Standardization (ISO). On-site manufacturing as well as raw material, qualitative, and quantitative analyses are completed in these ISO-accredited labs. *Restek's ISO-accredited labs offer a full line of both stock and custom CRMs.*

\* National Institute of Standards and Technology



# Reference Materials (CRMs)

## 7 Offer a Variety of Documentation

Our fully compliant certified reference materials (CRMs) are available with three levels of documentation:

**Gravimetric:** Product supplied with the gravimetric records detailing exact amount of each raw material used, purity of each material used, total volume prepared, calculated concentration, and a unique lot number.

**Qualitative:** A single sample withdrawn from the packaged units is tested by the appropriate technique to verify mixture composition. Product supplied with a certificate of composition showing a chromatogram of the standard with each peak identified, raw material purity, and gravimetric concentration.

**Quantitative:** A sample of the packaged unit is analyzed in triplicate and the peak areas are statistically compared to a previous lot (if available) or a second independently prepared lot. Unless otherwise specified, the acceptance criteria are as follows: The coefficient of variation (CV) will not exceed 5% for the peak areas of the triplicate injections of the sample. The percent difference of the average peak areas of the sample compared to the previous or second lot will not exceed 10% (13% for gases). A detailed data pack is available at [www.restek.com](http://www.restek.com) containing gravimetric documentation, all quantitative assay raw data, and statistics. All raw material purity and identification results are available upon request.

Your documentation is also available at [www.restek.com/datapacks](http://www.restek.com/datapacks)

## 8 Package Securely & Label Clearly

Every Restek CRM is placed in durable, high-quality packaging for dock-to-door protection. Labeling provides critical storage, safety, and shelf life information in an easy-to-read format.

## 9 Protect Product Quality After Opening

To help preserve the integrity of our CRMs after they are opened, we include a deactivated screw-top vial with each reference standard for worry-free transfer and reliable temporary storage.

## 10 Manage Warehouse Inventory

To ensure the inventory is available when it's needed, Restek continually analyzes and maintains inventory of more than 1,100 catalog standards as well as multiple lots of the most commonly requested calibration standards. We pull inventory months before its expiration date to eliminate inadvertent delivery of expired or nearly expired reference standards.

[www.restek.com/reference-standards](http://www.restek.com/reference-standards)

### Need a Custom CRM?

#### Our ISO-Accredited Labs Can Supply Them!

In addition to an extensive selection of reference standards that is in-stock and ready to ship, Restek's custom-formulated solutions also fall under our ISO Guide 34 and ISO/IEC 17025 accreditations. Satisfy all of your certified reference material needs—as well as order GC and LC columns, sample prep supplies, and accessories—using one reliable supplier.

Request a quote for your custom reference standards today! Visit [www.restek.com/solutions](http://www.restek.com/solutions)

## Save Up to 75% on Custom CRMs!

### Establish a Blanket / Standing Order Today

- Significant cost savings.
- Fewer purchase orders and invoices.
- Less instrument downtime.
- Reduced inventory management.
- Flexibility to adjust to changing needs.

Contact Customer Service or your local Restek representative to learn more and start saving!

[www.restek.com/contact-us](http://www.restek.com/contact-us)

# Reference Standards

## Single-Component Solutions



Compound	CAS #	Solvent	Conc.	cat.#
acenaphthene	83-32-9	M	1,000	31267
acenaphthylene	208-96-8	M	1,000	31268
acetaldehyde-2,4-DNPH	1019-57-4	ACN	100	33074
acetochlor	34256-82-1	M	100	33208
acetochlor ESA sodium salt	187022-11-3	M	100	33092
acetochlor OA	184992-44-4	M	100	33094
acetone	67-64-1	Neat		30012
acetone	67-64-1	PTM	5,000	30245
acetonitrile	75-05-8	DMSO	2.05 mg/mL	36281
acetonitrile	75-05-8	PTM	1,000	30495
acetophenone	98-86-2	PTM	5,000	30621
acifluorfen	50594-66-6	M	1,000	32255
acifluorfen methyl ester	50594-67-7	M	1,000	32256
acrolein	107-02-8	PTM	5,000	30645
acrolein	107-02-8	W	5,000	30646
acrylamide	79-06-1	M	1,000	30494
acrylonitrile	107-13-1	PTM	2,000	30246
alachlor	15972-60-8	M	1,000	32204
alachlor	15972-60-8	M	100	33207
alachlor ESA sodium salt	142363-53-9	M	100	33096
alachlor OA	171262-17-2	M	100	33099
aldrin	309-00-2	M	1,000	32205
allyl chloride	107-05-1	PTM	2,000	30248
alprazolam	28981-97-7	PTM	1,000	34042
2-amino-4,6-dinitrotoluene	35572-78-2	ACN	1,000	31670
4-amino-2,6-dinitrotoluene	19406-51-0	ACN	1,000	31671
aminomethyl phosphonic acid (AMPA)	1066-51-9	W	100	32428
ammeline	645-93-2	DEA:W (20:80)	1,000	33249
ammeline	645-92-1	DEA:W (20:80)	1,000	33250
ammonium picrate**	131-74-8	ACN	2,000	31890
amobarbital	64-43-7	PTM	1,000	34028
d-amphetamine	51-63-8	PTM	1,000	34020
tert-amyl alcohol	75-85-4	PTM	10,000	30631
tert-amyl ethyl ether (TAEE)	919-94-8	PTM	2,000	30617
tert-amyl methyl ether (TAME)	994-05-8	PTM	2,000	30629
5- $\alpha$ -androstane	438-22-2	D	2,000	31065
aniline	62-53-3	M	1,000	31470
anthracene	120-12-7	A	1,000	31269
anthracene-d10	1719-06-08	D	2,000	31037
anthracene (5 mL)	120-12-7	ACN	100	33264
antifoam agent for purge-and-trap	N/A	Neat	1 mL	31822
aprobarbital	77-02-1	PTM	1,000	34029
Aramite	140-57-8	H	2,000	31624
Aroclor 1016	12674-11-2	H	1,000	32006
Aroclor 1016	12674-11-2	I	200	32064

Compound	CAS #	Solvent	Conc.	cat.#
Aroclor 1016	12674-11-2	TO	500 mg/kg	32076
Aroclor 1016	12674-11-2	TO	50 mg/kg	32075
Aroclor 1221	11104-28-2	H	1,000	32007
Aroclor 1221	11104-28-2	I	200	32065
Aroclor 1221	11104-28-2	TO	500 mg/kg	32078
Aroclor 1221	11104-28-2	TO	50 mg/kg	32077
Aroclor 1232	11141-16-5	H	1,000	32008
Aroclor 1232	11141-16-5	I	200	32066
Aroclor 1232	11141-16-5	TO	500 mg/kg	32080
Aroclor 1232	11141-16-5	TO	50 mg/kg	32079
Aroclor 1242	53469-21-9	H	1,000	32009
Aroclor 1242	53469-21-9	I	200	32067
Aroclor 1242	53469-21-9	TO	500 mg/kg	32082
Aroclor 1242	53469-21-9	TO	50 mg/kg	32081
Aroclor 1248	12672-29-6	H	1,000	32010
Aroclor 1248	12672-29-6	I	200	32068
Aroclor 1248	12672-29-6	TO	500 mg/kg	32084
Aroclor 1248	12672-29-6	TO	50 mg/kg	32083
Aroclor 1254	11097-69-1	H	1,000	32011
Aroclor 1254	11097-69-1	I	200	32069
Aroclor 1254	11097-69-1	TO	500 mg/kg	32086
Aroclor 1254	11097-69-1	TO	50 mg/kg	32085
Aroclor 1260	11096-82-5	H	1,000	32012
Aroclor 1260	11096-82-5	I	200	32070
Aroclor 1260	11096-82-5	TO	500 mg/kg	32088
Aroclor 1260	11096-82-5	TO	50 mg/kg	32087
Aroclor 1262	37324-23-5	H	1,000	32409
Aroclor 1268	11100-14-4	H	1,000	32410
atrazine	1912-24-9	A	1,000	32208
aviation gas (5 mL)	8006-69-1	PTM	50,000	30208
aviation gas	8006-69-1	PTM	2,500	30094
aviation gas	8006-69-1	PTM	50,000	30207
azobenzene	103-33-3	D	1,000	31496
barbital	57-44-3	PTM	1,000	34030
bentazon	25057-89-0	M	1,000	32257
benzaldehyde	100-52-7	D	2,000	33017
benzene	71-43-2	DMSO	10 mg/mL	36282
benzene	71-43-2	D	250	35262
benzene	71-43-2	PTM	2,000	30249
benzene-d6	1076-43-3	PTM	2,000	30025

\*Volume is 1 mL/ampul unless otherwise noted. Concentration is  $\mu\text{g/mL}$  unless otherwise noted.

\*\*Meets all DOT requirements. Available only to customers or distributors inside the 48 contiguous United States; item may not be resold for export.



Compound	CAS #	Solvent	Conc.	cat.#
benzidine	92-87-5	M	1,000	31441
benzo(a)anthracene	56-55-3	M	1,000	31270
benzo(a)pyrene	50-32-8	A	1,000	31271
benzo(b)fluoranthene	205-99-2	A	1,000	31272
benzo(ghi)perylene	191-24-2	D	1,000	31273
benzo(k)fluoranthene	207-08-9	A	1,000	31274
benzoguanamine	91-76-9	pyridine	1,000	33251
benzoguanamine (5 mL)	91-76-9	pyridine	1,000	33252
benzoic acid	65-85-0	D	2,000	31879
benzoic acid	65-85-0	M	1,000	31415
benzoylcegonine	519-09-5	PTM	1,000	34016
benzphetamine	5411-22-3	PTM	1,000	34022
benzyl benzoate	120-51-4	H	5,000	31847
α-BHC	319-84-6	M	1,000	32206
β-BHC	319-85-7	A	1,000	32209
δ-BHC	319-86-8	M	1,000	32217
γ-BHC (lindane)	58-89-9	M	1,000	32226
bis(2-ethylhexyl)adipate	103-23-1	M	1,000	31449
bis(2-ethylhexyl)phthalate	117-81-7	D	1,000	31420
bromazepam	1812-30-2	PTM	1,000	34043
bromobenzene	108-86-1	PTM	2,000	30250
2-bromobutanoic acid	80-58-0	MTBE	2,000	31881
2-bromobutyrate	3196-15-4	MTBE	2,000	31882
2-bromochlorobenzene	694-80-4	PTM	2,000	30228
4-bromochlorobenzene	106-39-8	PTM	2,000	30230
1-bromo-2-chloroethane	107-04-0	PTM	2,000	30469
bromochloromethane	74-97-5	PTM	2,000	30225
2-bromo-1-chloropropane	3017-95-6	PTM	2,000	30226
bromodichloromethane	75-27-4	PTM	2,000	30251
4-bromo-3,5-dimethylphenyl-N-methylcarbamate (BDMC)	3766-81-2	M	100	32274
1-bromo-4-fluorobenzene	460-00-4	A	1,000	31854
4-bromofluorobenzene	460-00-4	PTM	2,000	30026
4-bromofluorobenzene	460-00-4	PTM	2,500	30067
4-bromofluorobenzene	460-00-4	PTM	5,000	30003
4-bromofluorobenzene	460-00-4	PTM	10,000	30082
bromoform	75-25-2	PTM	2,000	30252
bromomethane	74-83-9	PTM	2,000	30253
1-bromo-2-nitrobenzene	577-19-5	A	1,000	32279
2-bromopropionic acid	598-72-1	MTBE	1,000	31653
butabarbital	125-40-6	PTM	1,000	34031
butachlor ESA sodium salt		M	100	33202
1,3-butadiene	106-99-0	PTM	2,000	30622
butalbital	77-26-9	PTM	1,000	34032
1,4-butanediol	110-63-4	M	1,000	34078
(s)-(-)-1,2,4-butanetriol	42890-76-6	pyridine	1,000	33024
(s)-(-)-1,2,4-butanetriol (5 mL)	42890-76-6	pyridine	1,000	33032
1-butanol	71-36-3	PTM	50,000	30474
tert-butanol	75-65-0	PTM	50,000	30470
tert-butanol-d9	25725-11-5	PTM	20,000	30618
2-butanone (MEK)	78-93-3	PTM	5,000	30254
γ-butyrolactone (GBL)	96-48-0	ACN	1,000	34077

Compound	CAS #	Solvent	Conc.	cat.#
caffeine	58-08-2	W	5	31804
caffeine	58-08-2	W	25	31803
caffeine	58-08-2	W	125	31802
caffeine	58-08-2	W	250	31801
caffeine	58-08-2	W	500	31800
caffeine	58-08-2	M	1,000	34084
cannabichromene	20675-51-8	PTM	1,000	34092
cannabidiol	13956-29-1	PTM	1,000	34011
cannabigerol	25654-31-3	PTM	1,000	34091
cannabinol	521-35-7	PTM	1,000	34010
ε-caprolactam	105-60-2	D	2,000	31833
carbazole	86-74-8	D	1,000	31836
carbazole	86-74-8	M	1,000	31430
carbon disulfide	75-15-0	PTM	2,000	30258
carbon tetrachloride	56-23-5	DMSO	20 mg/mL	36283
carbon tetrachloride	56-23-5	PTM	2,000	30259
chloral hydrate	302-17-0	ACN	1,000	30609
chlordane	57-74-9	H	1,000	32021
chlordane	57-74-9	I	5,000	32072
chlordane	57-74-9	M	2,000	32016
cis-chlordane	5103-71-9	M	1,000	32207
trans-chlordane	5566-34-7	M	1,000	32227
chlordiazepoxide	438-41-5	PTM	1,000	34044
4-chloroaniline	106-47-8	D	2,000	31211
chlorobenzene	108-90-7	DMSO	1.8 mg/mL	36284
chlorobenzene	108-90-7	PTM	2,000	30261
chlorobenzene-d5	3114-55-4	PTM	2,000	30223
chlorobenzilate	510-15-6	M	1,000	32211
chloroethane	75-00-3	PTM	2,000	30263
2-chloroethanol	107-07-3	PTM	2,000	30264
2-chloroethyl vinyl ether	110-75-8	PTM	2,000	30265
1-chloro-2-fluorobenzene	348-51-6	PTM	2,000	30040
1-chloro-4-fluorobenzene	352-33-0	PTM	2,500	30066
chloroform	67-66-3	DMSO	0.3 mg/mL	36285
chloroform	67-66-3	PTM	2,000	30266
chloromethane	74-87-3	PTM	2,000	30267
2-chloronaphthalene	91-58-7	M	1,000	31284
4-chloro-3-nitrobenzotrifluoride	121-17-5	A	1,000	32282
1-chlorooctadecane	3386-33-2	D	10,000	31098
1-chlorooctane	111-85-3	PTM	10,000	30084
chloroprene	126-99-8	PTM	5,000	30238
chlorpyrifos	2921-88-2	M	1,000	32212
chrysene	218-01-9	A	1,000	31275
clobazam	22316-47-8	PTM	1,000	34045
clonazepam	1622-61-3	PTM	1,000	34046
cocaethylene	529-38-4	ACN	1,000	34066
cocaine	53-21-4	PTM	1,000	34015
codeine	76-57-3	PTM	1,000	34000
continine	486-56-6	M	1,000	34086
creosote oil	8001-58-9	D	50,000	31838
cyazazine	21725-46-2	A	1,000	32215
cyanoic acid	108-80-5	DEA:W (20:80)	1,000	33248
cyclohexane	110-82-7	DMSO	19.4 mg/mL	36286
2,4-D (2,4-dichlorophenoxyacetic acid)	94-75-7	M	1,000	32239
2,4-D methyl ester	1928-38-7	M	1,000	32240
Dacthal (DCPA dimethyl ester)	1861-32-1	M	1,000	32216
dalapon	75-99-0	ACN	1,000	32432
dalapon	75-99-0	M	1,000	32253
dalapon	75-99-0	M	2,000	32056
dalapon methyl ester	17640-02-7	H	2,000	32057
dalapon methyl ester	17640-02-7	M	1,000	32254
2,4-DB	94-82-6	M	1,000	32241
DCPA diacid	2136-79-0	M	200	32261
2,4'-DDD	53-19-0	M	1,000	32098
4,4'-DDD	72-54-8	M	1,000	32201
2,4'-DDE	3424-82-6	M	1,000	32099
4,4'-DDE	72-55-9	M	1,000	32202
2,4'-DDT	789-02-6	M	1,000	32200
4,4'-DDT	50-29-3	M	1,000	32203

\*Volume is 1 mL/ampul unless otherwise noted. Concentration is µg/mL unless otherwise noted.

\*\*Meets all DOT requirements. Available only to customers or distributors inside the 48 contiguous United States; item may not be resold for export.

**Solvent codes:**

- A = acetone
- ACN = acetonitrile
- C = carbon disulfide
- Cy = cyclohexane
- D = methylene chloride
- DEA = diethylamine
- DMSO = dimethyl sulfoxide
- EA = ethyl acetate
- H = hexane
- I = isooctane
- Ip = isopropanol
- M = methanol
- MTBE = methyl *tert*-butyl ether
- PTM = purge-and-trap grade methanol
- T = toluene
- TO = transformer oil
- W = water (DI)

# Single-Component Solutions

Compound	CAS #	Solvent	Conc.	cat.#
decachlorobiphenyl (BZ #209) (5 mL)	2051-24-3	A	200	32030
decachlorobiphenyl (BZ #209)	2051-24-3	A	200	32029
decachlorobiphenyl (BZ #209)	2051-24-3	I	10	32289
decafluorobiphenyl	434-90-2	A	1,000	31855
decafluorobiphenyl	434-90-2	D	2,000	31041
decafluorobiphenyl	434-90-2	ACN	1,000	31842
decafluorotriphenylphosphine (DFTPP)	5074-71-5	D	2,500	31001
<i>n</i> -decane	124-18-5	Neat	1 mL	31858
desethyl-atrazine	6190-65-4	A	1,000	32445
desisopropylatrazine	1007-28-9	A	1,000	32446
dextromethorphan HBr monohydrate	125-69-9	M	1,000	34081
dextro-propoxyphene	1639-60-7	PTM	1,000	34008
diazepam	439-14-5	PTM	1,000	34047
dibenzo(a,h)anthracene	53-70-3	D	1,000	31276
4,4'-dibromobiphenyl	92-86-4	D	2,000	31039
4,4'-dibromobiphenyl	92-86-4	EA	500	32092
dibromochloromethane (chlorodibromochloromethane)	124-48-1	PTM	2,000	30271
1,2-dibromo-3-chloropropane (DBCP)	96-12-8	PTM	2,000	30270
1,2-dibromoethane	106-93-4	PTM	2,000	30272
dibromofluoromethane	1868-53-7	Neat	100 mg	30634
dibromomethane	74-95-3	PTM	2,000	30430
4,4'-dibromooctafluorobiphenyl	10386-84-2	D	2,000	31040
4,4'-dibromooctafluorobiphenyl	10386-84-2	H	250	32053
4,4'-dibromooctafluorobiphenyl	10386-84-2	MTBE	2,000	31856
2,3-dibromopropionic acid	600-05-5	MTBE	1,000	31655
2,5-dibromotoluene	615-59-8	PTM	1,000	30435
2,5-dibromotoluene	615-59-8	PTM	10,000	30453
dibutylchloride	1770-80-5	A	200	32025
dicamba	1918-00-9	M	1,000	32247
dicamba methyl ester	6597-78-0	M	1,000	32248
1,2-dichlorobenzene	95-50-1	M	1,000	31442
1,3-dichlorobenzene	541-73-1	M	1,000	31443
1,4-dichlorobenzene	106-46-7	ACN	1,000	30498
1,4-dichlorobenzene	106-46-7	M	1,000	31444
1,2-dichlorobenzene-d4	2199-69-1	PTM	2,000	30049
3,3'-dichlorobenzidine	91-94-1	D	2,000	31835
3,3'-dichlorobenzidine	91-94-1	M	2,000	31026
3,5-dichlorobenzoic acid	51-36-5	MTBE	1,000	31652
3,5-dichlorobenzoic acid methyl ester	2905-67-1	M	1,000	32264
3,5-dichlorobenzoic acid methyl ester	2905-67-1	MTBE	1,000	31649
1,4-dichlorobutane	110-56-5	PTM	2,000	30227
<i>trans</i> -1,4-dichloro-2-butene	110-57-6	PTM	2,000	30274
dichlorodifluoromethane (CFC-12)	75-71-8	PTM	2,000	30275
1,1-dichloroethane	75-34-3	PTM	2,000	30276
1,2-dichloroethane	107-06-2	DMSO	25 mg/mL	36288
1,2-dichloroethane	107-06-2	PTM	2,000	30277
1,2-dichloroethane-d4	17060-07-0	PTM	2,000	30027
1,1-dichloroethene	75-35-4	DMSO	40 mg/mL	36287
1,1-dichloroethene	75-35-4	PTM	2,000	30278
<i>cis</i> -1,2-dichloroethene	156-59-2	PTM	2,000	30279
<i>trans</i> -1,2-dichloroethene	156-60-5	PTM	2,000	30280
<i>cis</i> -1,2-dichloroethylene	156-59-2	DMSO	4.67 mg/mL	36289
<i>trans</i> -1,2-dichloroethylene	156-60-5	DMSO	4.67 mg/mL	36290
2,6-dichlorophenol	87-65-0	M	1,000	31409
2,4-dichlorophenylacetic acid	19719-28-9	M	200	32049
2,4-dichlorophenylacetic acid	19719-28-9	A	1,000	32439
2,4-dichlorophenyl acetic acid methyl ester	55954-23-9	H	200	32050
1,2-dichloropropane	78-87-5	PTM	2,000	30281
2,2-dichloropropane	594-20-7	PTM	2,000	30283
<i>cis</i> -1,3-dichloropropene	10061-01-5	PTM	2,000	30284
<i>trans</i> -1,3-dichloropropene	10061-02-6	PTM	2,000	30285
2,3-dichloropropionic acid	565-64-0	MTBE	1,000	31650
2,3-dichloropropionic acid methyl ester	3674-09-7	MTBE	1,000	31651

Compound	CAS #	Solvent	Conc.	cat.#
1,2-dichlorotetrafluoroethane (CFC-114)	76-14-2	PTM	2,000	30476
dichloroprop	120-36-5	M	1,000	32249
dichloroprop methyl ester	57153-17-0	M	1,000	32250
dieldrin	60-57-1	M	1,000	32218
diesel fuel #2 composite (5 mL)	68334-30-5	D	50,000	31259
diesel fuel #2 composite	68334-30-5	D	5,000	31093
diesel fuel #2 composite	68334-30-5	D	50,000	31258
diesel fuel #2: 25% weathered	68334-30-5	D	5,000	31234
diesel fuel #2: 50% weathered	68334-30-5	D	5,000	31235
diesel fuel #2: 75% weathered	68334-30-5	D	5,000	31236
diesel fuel #2: unweathered	68334-30-5	D	5,000	31233
diesel:biodiesel (80:20)	67784-80-9	D	5,000	31880
diethyl ether (ethyl ether)	60-29-7	PTM	2,000	30286
1,4-difluorobenzene	540-36-3	PTM	2,000	30032
diisopropyl ether (DIPE)	108-20-3	PTM	2,000	30627
dimethachlor ESA sodium salt		M	100	33203
1,2-dimethoxyethane	173201-80-4	DMSO	0.5 mg/mL	36291
N,N-dimethylacetamide	127-19-5	DMSO	5.45 mg/mL	36292
dimethylchlorosilane (DMDCS) (20 mL)	75-78-5	Neat	20 mL	31840
N,N-dimethylformamide	68-12-2	DMSO	4.4 mg/mL	36293
3,5-dinitroaniline	618-87-1	ACN	1,000	31661
1,2-dinitrobenzene	528-29-0	M	1,000	31453
1,3-dinitrobenzene	99-65-0	ACN	1,000	31662
1,4-dinitrobenzene	100-25-4	ACN	2,000	33205
2,4-dinitrophenol	51-28-5	M	1,000	31291
2,4-dinitrotoluene	121-14-2	ACN	1,000	31663
2,6-dinitrotoluene	606-20-2	ACN	1,000	31664
3,4-dinitrotoluene	610-39-9	EA	2,000	33901
3,4-dinitrotoluene	610-39-9	M	1,000	31452
di- <i>n</i> -octyl phthalate	117-84-0	M	1,000	31426
dinoseb	88-85-7	M	1,000	32251
dinoseb methyl ether	6099-79-2	M	1,000	32252
diolein (1,3-di[ <i>cis</i> -octadecenyl] glycerol)	2465-32-9	pyridine	5,000	33022
1,4-dioxane	123-91-1	DMSO	1.9 mg/mL	36294
1,4-dioxane	123-91-1	D	2,000	31853
1,4-dioxane	123-91-1	PTM	2,000	30287
1,4-dioxane-d8	17647-74-4	PTM	2,000	30614
1,2-diphenylhydrazine	122-66-7	M	1,000	31497
diuron	330-54-1	ACN	200	32450
ecgonine	5796-31-6	PTM	1,000	34017
ecgonine methyl ester	38969-40-3	PTM	1,000	34018
EDDP perchlorate	66729-78-0	M	1,000	34069
EGDN**	628-96-6	M	1,000	31601
endosulfan I	959-98-8	A	1,000	32465
endosulfan II	33213-65-9	A	1,000	32466
endosulfan sulfate	1031-07-8	A	1,000	32467
endrin	72-20-8	A	1,000	32463
endrin ketone	53494-70-5	A	1,000	32464
ethanol	64-17-5	PTM	2,000	30288
ethanol	64-17-5	W	10,000	30466
2-ethoxyethanol	110-80-5	DMSO	0.8 mg/mL	36295
ethylbenzene	100-41-4	DMSO	1.84 mg/mL	36296
ethylbenzene	100-41-4	PTM	2,000	30290
ethylbenzene-d10	25837-05-2	PTM	2,000	30029
ethylbenzene-d5	20302-26-5	PTM	2,000	30028
ethyl- <i>tert</i> -butyl ether (ETBE)	637-92-3	PTM	2,000	30628
ethylenediamine	107-15-3	M	540	35222
ethylene glycol	3775-85-7	DMSO	3.1 mg/mL	36297
ethylene oxide	75-21-8	D	50 mg/mL	30620
ethylene oxide	75-21-8	DMSO	500	36005
ethyl methacrylate	97-63-2	PTM	2,000	30289
fentanyl	437-38-7	M	1,000	34082
nor-fentanyl oxalate	1609-66-1	M	1,000	34083

\*Volume is 1 mL/ampul unless otherwise noted. Concentration is µg/mL unless otherwise noted.

\*\*Meets all DOT requirements. Available only to customers or distributors inside the 48 contiguous United States; item may not be resold for export.

Compound	CAS #	Solvent	Conc.	cat.#
flunitrazepam	1622-62-4	PTM	1,000	34049
fluoranthene	206-44-0	M	1,000	31277
fluorene	86-73-7	M	1,000	31278
fluorobenzene	462-06-6	PTM	2,000	30030
2-fluorobiphenyl	321-60-8	D	2,000	31091
2-fluorobiphenyl	321-60-8	D	10,000	31096
1-fluoronaphthalene	321-38-0	D	2,000	31092
2-fluorophenol	367-12-4	D	2,000	31047
flurazepam	1172-18-5	PTM	1,000	34050
formaldehyde-DNPH	1081-15-8	ACN	500	31837
formaldehyde-2,4-DNPH	1081-15-8	ACN	100	33082
formaldehyde oxazoladine		T	2,000	33004
formamide	75-12-7	DMSO	1.1 mg/mL	36298
fuel oil # 4	68476-31-3	D	5,000	31216
fuel oil # 4	68476-31-3	D	50,000	31244
fuel oil # 5	70892-11-4	D	5,000	31217
fuel oil # 5	70892-11-4	D	50,000	31246
fuel oil # 6 (5 mL)	68553-00-4	D	50,000	31249
fuel oil # 6	68553-00-4	D	5,000	31218
fuel oil # 6	68553-00-4	D	50,000	31248
DL-glutethimide	18389-24-7	PTM	1,000	34058
glycerin	56-81-5	pyridine	500	33020
glycolaldehyde-2,4-DNPH		ACN	100	33091
glyphosate (5 mL)	1071-83-6	W	1,000	32427
glyphosate	1071-83-6	W	1,000	32426
1,6-HDIP	72375-27-0	DMSO	1,000	33002
heptachlor	76-44-8	M	1,000	32228
heptachlor epoxide (isomer B)	1024-57-3	M	1,000	32230
2,2',3,4,4',5,5'-heptachlorobiphenyl (BZ #180)	35065-29-3	I	10	32288
hexachlorobenzene	118-74-1	A	1,000	32231
2,2',3,4,4',5,5'-hexachlorobiphenyl (BZ #138)	35065-28-2	I	10	32286
2,2',4,4',5,5'-hexachlorobiphenyl (BZ #153)	35065-27-1	I	10	32287
hexachloro-1,3-butadiene	87-68-3	M	1,000	31435
hexachlorocyclopentadiene	77-47-4	M	1,000	32232
hexachloroethane	67-72-1	M	1,000	31436
hexachlorophene	70-30-4	D	2,000	31811
hexane	8031-34-3	DMSO	1.45 mg/mL	36299
hexobarbital	56-29-1	PTM	1,000	34033
HMX**	2691-41-0	ACN	1,000	31665
hydraulic oil	64741-89-5	D	50,000	31839
hydrocodone	34195-34-1	PTM	1,000	34002
hydromorphone	71-68-1	PTM	1,000	34063
indeno(1,2,3-cd)pyrene	193-39-5	D	1,000	31279
iodomethane	74-88-4	PTM	2,000	30292
isobutyl alcohol	78-83-1	PTM	2,000	30293
isobutylbenzene		PTM	1,000	30613
isopropylbenzene	98-82-8	PTM	2,000	30294
jet fuel A (5 mL)	64742-47-8	D	50,000	31243
jet fuel A	64742-47-8	D	5,000	31215
jet fuel A	64742-47-8	D	50,000	31242
JP-4 military fuel	8008-20-6	D	5,000	31219
JP-4 military fuel	8008-20-6	D	50,000	31250
JP-4 military fuel	8008-20-6	PTM	50,000	30472
JP-5 military fuel	8008-20-6	D	5,000	31220
JP-5 military fuel	8008-20-6	D	50,000	31252
JP-8 military fuel	8008-20-6	D	5,000	31262
JP-8 military fuel	8008-20-6	D	50,000	31254
kerosene composite (5 mL)	84742-81-0	D	50,000	31257
kerosene composite	84742-81-0	D	5,000	31094
kerosene composite	84742-81-0	D	50,000	31256
kerosene: 25% weathered	84742-81-0	D	5,000	31230
kerosene: 50% weathered	84742-81-0	D	5,000	31231
kerosene: 75% weathered	84742-81-0	D	5,000	31232
kerosene: unweathered	84742-81-0	D	5,000	31229
levorphanol	5985-38-6	PTM	1,000	34003
lorazepam	846-49-1	PTM	1,000	34051

Compound	CAS #	Solvent	Conc.	cat.#
MCPA	94-74-6	M	1,000	32269
MCPD	93-65-2	M	1,000	32271
3,4-MDA HCl	4764-17-4	M	1,000	34070
3,4-MDEA HCl	82801-81-8	M	1,000	34072
4,4'-MDIP	72375-24-7	DMSO	1,000	33003
3,4-MDMA HCl	64057-70-1	M	1,000	34071
melamine	108-78-1	DEA:W (20:80)	1,000	33247
meperidine	50-13-5	PTM	1,000	34004
mephobarbital	115-38-8	PTM	1,000	34034
meprobamate	57-53-4	PTM	1,000	34059
methacrylonitrile	126-98-7	PTM	2,000	30297
methadone	1095-90-5	PTM	1,000	34005
(+)methamphetamine	51-57-0	PTM	1,000	34021
methanol	67-56-1	DMSO	15 mg/mL	36401
methanol	67-56-1	W	10,000	30467
methaqualone	340-56-7	PTM	1,000	34064
methohexal	151-83-7	PTM	1,000	34035
methoxychlor	72-43-5	M	1,000	32233
2-methoxyethanol	109-86-4	DMSO	0.25 mg/mL	36402
1-(methylamino)anthraquinone	82-38-3	D	100	31823
methyl arachidate	1120-28-1	Neat		35056
methyl arachidonate	2566-89-4	Neat		35060
methyl behenate	929-77-1	Neat		35062
methyl <i>tert</i> -butyl ether (MTBE)	1634-04-4	PTM	2,000	30402
methylbutylketone	591-78-6	DMSO	0.25 mg/mL	36400
methyl caprate	110-42-9	Neat		35041
methyl caproate	106-70-7	Neat		35037
methyl caprylate	111-11-5	Neat		35039
3-methylcholanthrene	56-49-5	D	2,000	31996
methylcyclohexane	108-87-2	DMSO	5.9 mg/mL	36403
methyl-2,3-dibromopropionate	1729-67-5	MTBE	1,000	31656
2-methyl-4,6-dinitrophenol	534-52-1	M	1,000	31292
methyl eicosadienoate	2463-02-7	Neat		35058
methyl eicosatrienoate	55682-88-7	Neat		35059
methyl eicosenoate	2390-09-2	Neat		35057
methyl erucate	1120-34-9	Neat		35063
methyl heneicosanoate	6064-90-0	Neat		35061
methyl heptadecanoate	1731-92-6	Neat		35050
methyl heptanoate	106-73-0	Neat		35038

Restek Offers a Full Line of Certified Reference Materials

See pages 438-439.



[www.restek.com/iso](http://www.restek.com/iso)

\*Volume is 1 mL/ampul unless otherwise noted. Concentration is µg/mL unless otherwise noted.

\*\*Meets all DOT requirements. Available only to customers or distributors inside the 48 contiguous United States; item may not be resold for export.

Solvent codes:

- A = acetone
- ACN = acetonitrile
- C = carbon disulfide
- Cy = cyclohexane
- D = methylene chloride
- DEA = diethylamine
- DMSO = dimethyl sulfoxide
- EA = ethyl acetate
- H = hexane
- I = isooctane
- Ip = isopropanol
- M = methanol
- MTBE = methyl *tert*-butyl ether
- PTM = purge-and-trap grade methanol
- T = toluene
- TO = transformer oil
- W = water (DI)

# Single-Component Solutions

Compound	CAS #	Solvent	Conc.	cat.#
methyl laurate	111-82-0	Neat		35043
methyl lignocerate	2442-49-1	Neat		35064
methyl linoleate	112-63-0	Neat		35053
methyl linolenate	301-00-8	Neat		35054
methyl methacrylate	80-62-6	PTM	2,000	30299
methyl myristate	124-10-7	Neat		35045
methyl myristoleate	56219-06-8	Neat		35046
1-methylnaphthalene	90-12-0	M	1,000	31283
2-methylnaphthalene	91-57-6	D	1,000	31285
methyl nervonate	2732-88-2	Neat		35065
2-methyl-4-nitroaniline	99-52-5	M	1,000	31612
methyl nonadecanoate	1731-94-8	Neat		35055
methyl nonanoate	1731-84-6	Neat		35040
methyl oleate	112-62-9	Neat		35052
methyl palmitate	112-39-0	Neat		35048
methyl palmitoleate	1120-25-8	Neat		35049
methyl pentadecanoate	7132-64-1	Neat		35047
4-methyl-2-pentanone (MIBK)	108-10-1	PTM	5,000	30400
3-methylphenol	108-39-4	M	1,000	31403
N-methylpyrrolidone	872-50-4	DMSO	2.65 mg/mL	36405
methyl stearate	112-61-8	Neat		35051
methyl tridecanoate	1731-88-0	Neat		35044
methyl undecanoate	1731-86-8	Neat		35042
$\alpha$ -methylene- $\gamma$ -butyrolactone (AMGBL)	547-65-9	ACN	1,000	34079
methylene chloride (dichloromethane)	75-09-2	DMSO	3 mg/mL	36404
methylene chloride (dichloromethane)	75-09-2	PTM	2,000	30401
methylpyrrolone	125-64-4	PTM	1,000	34060
metolachlor	51218-45-2	M	100	33209
metolachlor ESA sodium salt	171118-09-5	M	100	33200
metolachlor OA	152019-73-3	M	100	33201
metribuzin	21087-64-9	A	1,000	32436
mineral spirits: 25% weathered	8030-30-6	D	5,000	31226
mineral spirits: 50% weathered	8030-30-6	D	5,000	31227
mineral spirits: 75% weathered	8030-30-6	D	5,000	31228
mineral spirits: unweathered (5 mL)	8030-30-6	D	50,000	31261
mineral spirits: unweathered	8030-30-6	D	5,000	31225
mineral spirits: unweathered	8030-30-6	D	50,000	31260
monolein (1-mono[ <i>cis</i> -9-octadecenoyl]-rac-glycerol)	111-03-5	pyridine	5,000	33021
monopalmitin	524-44-9	pyridine	5,000	33026
morphine	6211-15-0	PTM	1,000	34006
motor oil composite	64742-47-8	D	50,000	31464
naphthalene	91-20-3	M	1,000	31280
naphthalene-d8	1146-65-2	D	2,000	31043
nicarbazin (bis-nitrophenol urea) (5 mL)	330-95-0	ACN	10	33261
nicotine	54-11-5	M	1,000	34085
nitrazepam	146-22-5	PTM	1,000	34053
nitrobenzene	98-95-3	ACN	1,000	31657
nitrobenzene-d5	4165-60-0	D	2,000	31044
nitroglycerin**	55-63-0	M	1,000	31498
nitroguanidine**	556-88-7	M	1,000	31602
2-nitromesitylene	603-71-4	M	2,000	33902
nitromethane	75-52-5	DMSO	0.25 mg/mL	36406
4-nitrophenol	100-02-7	M	1,000	31296
2-nitropropane	79-46-9	PTM	2,000	30403
N-nitrosodimethylamine	62-75-9	M	1,000	31427
N-nitrosodimethylamine-d6	17829-05-9	D	1,000	33910
N-nitrosodiphenylamine	86-30-6	M	1,000	31429
N-nitroso-di-n-propylamine	621-64-7	M	1,000	31428
N-nitrosodi-n-propylamine-d14	93951-96-3	D	1,000	33911
2-nitrotoluene	88-72-2	ACN	1,000	31659
3-nitrotoluene	99-08-1	ACN	1,000	31660
4-nitrotoluene	99-99-0	ACN	1,000	31658
n-nonatriacontane (C39) (10 mL)	7194-86-7	C	3,000	31877
n-nonatriacontane (C39)	7194-86-7	C	3,000	31456

Compound	CAS #	Solvent	Conc.	cat.#
n-octacosane (C28)	630-02-4	D	10,000	31672
oxazepam	604-75-1	PTM	1,000	34054
oxycodone	124-90-3	PTM	1,000	34007
oxymorphone	76-41-5	PTM	1,000	34065
PCB 18 (5 mL)	37680-65-2	ACN	50	33255
PCB 28 (5 mL)	7012-37-5	ACN	50	33256
PCB 52 (5 mL)	35693-99-3	ACN	50	33257
PCB 138 (5 mL)	35065-28-2	ACN	50	33262
PCB 153 (5 mL)	35065-27-1	ACN	50	33263
pentachloroanisole	1825-21-4	M	1,000	32268
2,2',4,5,5'-pentachlorobiphenyl (BZ #101)	37680-73-2	I	10	32285
2,3',4,4',5-pentachlorobiphenyl (BZ #118)	31508-00-6	I	10	32293
pentachloroethane	76-01-7	PTM	2,000	30404
pentachloronitrobenzene	82-68-8	EA	100	32091
pentachlorophenol	87-86-5	M	1,000	31297
n-pentacotane (C50)	6596-40-3	T	10	31685
pentacosane (C25)	629-99-2	D	10,000	31487
pentafluorobenzene	363-72-4	PTM	2,000	30031
pentafluorophenol	771-61-9	D	2,000	31048
pentazocine	64024-15-3	PTM	1,000	34062
pentobarbital	76-74-4	PTM	1,000	34036
perfluorotributylamine (PFTBA)	311-89-7	Neat	1 mL	30482
perfluorotributylamine (PFTBA)	311-89-7	Neat	1 g	33027
PETN (pentaerythritol tetranitrate)**	78-11-5	M	1,000	31600
phenanthrene	85-01-8	M	1,000	31281
phenanthrene-d10	1517-22-2	D	2,000	31045
phenacyclidine	956-90-1	PTM	1,000	34027
phendimetrazine	50-58-8	PTM	1,000	34025
phenmetrazine	1707-14-8	PTM	1,000	34026
phenobarbital	50-06-6	PTM	1,000	34037
phenol	108-95-2	M	1,000	31298
phenol-d6	13127-88-3	D	2,000	31049
phentermine	1197-21-3	PTM	1,000	34024
phenylpropanolamine HCl	154-41-6	M	1,000	34073
picloram	1918-02-1	M	1,000	32265
picloram methyl ester	14143-55-6	M	1,000	32266
picric acid**	88-89-1	M	1,000	31499
Polywax 500	9002-88-4	Neat	1 g	36224
Polywax 655	9002-88-4	Neat	1 g	36225
Polywax 850	9002-88-4	Neat	1 g	36226
Polywax 1000	9002-88-4	Neat	1 g	36227
prazepam	2955-38-6	PTM	1,000	34055
prometryne	7287-19-6	A	1,000	32449
propachlor	1918-16-7	M	1,000	32235
2-propanol	67-63-0	W	50,000	30473
propazine	139-40-2	A	1,000	32448
propionitrile	107-12-0	PTM	2,000	30407
propylene glycol dinitrate (PGDN)	6423-43-4	M	1,000	31821
pyrene	129-00-0	M	1,000	31282
pyridine	110-86-1	DMSO	1 mg/mL	36407
pyridine	110-86-1	PTM	2,000	30409
pyridine-d5	7291-22-7	D	2,000	31046

\*Volume is 1 mL/ampul unless otherwise noted. Concentration is  $\mu$ g/mL unless otherwise noted.

\*\*Meets all DOT requirements. Available only to customers or distributors inside the 48 contiguous United States; item may not be resold for export.



Compound	CAS #	Solvent	Conc.	cat.#
RDX**	121-82-4	ACN	1,000	31666
secobarbital	29071-21-4	PTM	1,000	34038
simazine	122-34-9	A	1,000	32236
stearyl stearate (10 mL)	2778-96-3	Cy	2,000	31636
stearyl stearate (10 mL)	2778-96-3	H	2,000	31681
stearyl stearate	2778-96-3	Neat	100 mg	31860
Stoddard solvent	8052-41-3	PTM	10,000	30487
styrene	100-42-5	PTM	2,000	30410
sulfolane	126-33-0	DMSO	0.8 mg/mL	36413
2,4,5-T	93-76-5	M	200	32243
2,4,5-T methyl ester	1928-37-6	M	1,000	32244
talbutal	115-44-6	PTM	1,000	34039
2,4-TDIP	72375-21-4	DMSO	1,000	33001
2,6-TDIP	195625-39-9	DMSO	1,000	33000
temazepam	896-50-4	PTM	1,000	34056
terbutylazine	5915-41-3	A	1,000	32447
o-terphenyl	84-15-1	A	2,000	31066
o-terphenyl	84-15-1	D	10,000	31097
p-terphenyl	92-94-4	D	10,000	31095
p-terphenyl-d14	1718-51-0	D	1,000	31828
α-terpineol	98-55-5	D	2,000	33912
2,2',5',5'-tetrachlorobiphenyl (BZ #52)	35693-99-3	I	10	32284
1,1,1,2-tetrachloroethane	630-20-6	PTM	2,000	30411
1,1,2,2-tetrachloroethane	79-34-5	PTM	2,000	30412
tetrachloroethene	127-18-4	PTM	2,000	30413
2,3,4,6-tetrachlorophenol	58-90-2	M	1,000	31402
2,4,5,6-tetrachloro- <i>m</i> -xylene (5 mL)	877-09-8	A	200	32028
2,4,5,6-tetrachloro- <i>m</i> -xylene	877-09-8	A	200	32027
<i>n</i> -tetracotane (C40)	4181-95-7	Neat	100 mg	31859
delta-8-tetrahydrocannabinol (THC)	5957-75-5	PTM	1,000	34090
tetrahydrofuran (THF)	109-99-9	DMSO	3.6 mg/mL	36408
tetrahydrofuran (THF)	109-99-9	PTM	2,000	30414
tetrahydrofuran-d8	1693-74-9	PTM	2,000	30112
tetralin	119-64-2	DMSO	0.5 mg/mL	36409
terapentyltin	3765-65-9	D	2,000	31475
tetra- <i>n</i> -propyltin	2176-98-9	D	2,000	31474
teryl**	479-45-8	ACN	1,000	31667
delta-9-tetrahydrocannabinol (THC)	1972-08-3	M	1,000	34067
(±)11-nor-9-carboxy-Δ <sup>9</sup> -THC	104874-50-2	M	100	34068
delta-9-tetrahydrocannabinolic acid A (THCA-A)	23978-85-0	PTM	1,000	34093
thebaine	115-37-7	PTM	1,000	34009
Tinuvin P	2440-22-4	Ip	52	31629
toluene	108-88-3	DMSO	4.45 mg/mL	36410
toluene	108-88-3	PTM	2,000	30415
toluene-d8	2037-26-5	PTM	2,000	30224
toxaphene	8001-35-2	H	1,000	32005
toxaphene	8001-35-2	I	5,000	32071
toxaphene	8001-35-2	M	2,000	32015
2,4,5-TP (Silvex)	93-72-1	M	1,000	32245
2,4,5-TP (Silvex) methyl ester	4841-20-7	M	1,000	32246
transformer oil (PCB-free)	64742-53-6	Neat	50 mL	32425
transformer oil (PCB-free)	64742-53-6	Neat	5 mL	32424
<i>n</i> -triacontane-d62 (C30)	638-68-6	D	500	31816
triazolam	28911-01-5	PTM	1,000	34057
2,4,6-tribromophenol	118-79-6	M	1,000	31401
tributylphosphate	126-73-8	A	1,000	32280
tributyltin chloride	1461-22-9	D	2,000	31478
tricaprin (1,2,3-tricaprinoylglycerol) (5 mL)	621-71-6	pyridine	8,000	33025
tricaprin (1,2,3-tricaprinoylglycerol) (5 mL)	621-71-6	pyridine	8,000	33033
1,2,3-trichlorobenzene	87-61-6	PTM	2,000	30416
1,2,4-trichlorobenzene	120-82-1	M	1,000	31439
2,4,4'-trichlorobiphenyl (BZ #28)	7012-37-5	I	10	32283
1,1,1-trichloroethane	71-55-6	DMSO	50 mg/mL	36411
1,1,1-trichloroethane	71-55-6	PTM	2,000	30418
1,1,2-trichloroethane	79-00-5	PTM	2,000	30419

Compound	CAS #	Solvent	Conc.	cat.#
trichloroethene	79-01-6	DMSO	0.4 mg/mL	36412
trichloroethene	79-01-6	PTM	2,000	30420
trichlorofluoromethane (CFC-11)	75-69-4	PTM	2,000	30421
2,4,5-trichlorophenol	95-95-4	A	1,000	32017
2,4,5-trichlorophenol	95-95-4	M	1,000	31299
2,4,6-trichlorophenol	88-06-2	M	1,000	31400
1,2,3-trichloropropane	96-18-4	MTBE	1,000	31648
1,2,3-trichloropropane	96-18-4	PTM	2,000	30429
1,1,2-trichlorotrifluoroethane (CFC-113)	76-13-1	PTM	2,000	30462
α,α,α-trifluorotoluene	98-08-8	PTM	2,000	30048
α,α,α-trifluorotoluene	98-08-8	PTM	2,500	30068
α,α,α-trifluorotoluene	98-08-8	PTM	10,000	30083
trifluralin	1582-09-8	M	1,000	32238
1,2,4-trimethylbenzene	95-63-6	PTM	2,000	30422
1,3,5-trimethylbenzene	108-67-8	PTM	2,000	30423
1,2,4-trimethyl-5-nitrobenzene	610-91-3	M	2,000	33903
2,2,4-trimethylpentane (isooctane)	540-84-1	nonane	5% vol/vol	30671
1,3,5-trinitrobenzene**	99-35-4	ACN	1,000	31668
2,4,6-trinitrotoluene**	118-96-7	ACN	1,000	31669
triolein (1,2,3-tris[ <i>cis</i> -octadecenoyl] glycerol)	122-32-7	pyridine	5,000	33023
tripentyltin chloride	3342-67-4	D	2,000	31477
triphenylmethane (5 mL)	519-73-3	ACN	10	33260
triphenylphosphate (5 mL)	115-86-6	ACN:acetic acid (99:1)	2	31964
triphenylphosphate (5 mL)	115-86-6	ACN	20	33258
tri- <i>n</i> -propyltin chloride	995-25-5	D	2,000	31476
triphenylphosphate	115-86-6	A	1,000	32281
tris(1,3-dichloroisopropyl)phosphate (5 mL)	13674-87-8	ACN	50	33259
unleaded gasoline composite (5 mL)	8006-61-9	PTM	50,000	30206
unleaded gasoline composite	8006-61-9	PTM	2,500	30081
unleaded gasoline composite	8006-61-9	PTM	50,000	30205
unleaded gasoline: 25% weathered	8006-61-9	PTM	5,000	30097
unleaded gasoline: 50% weathered	8006-61-9	PTM	5,000	30098
unleaded gasoline: 75% weathered	8006-61-9	PTM	5,000	30099
unleaded gasoline: 99% weathered	8006-61-9	PTM	5,000	30436
unleaded gasoline: unweathered	8006-61-9	PTM	5,000	30096
used motor oil composite	64742-65-0	D	50,000	31465
γ-valerolactone	108-29-2	ACN	1,000	34080
vinyl acetate	108-05-4	PTM	2,000	30216
vinyl chloride	75-01-4	PTM	2,000	30089
vinyl chloride	75-01-4	PTM	2,500	30093
<i>m</i> -xylene	108-38-3	DMSO	6.51 mg/mL	36414
<i>m</i> -xylene	108-38-3	PTM	2,000	30424
<i>o</i> -xylene	95-47-6	DMSO	0.97 mg/mL	36415
<i>o</i> -xylene	95-47-6	PTM	2,000	30425
<i>p</i> -xylene	106-42-3	DMSO	1.52 mg/mL	36416
<i>p</i> -xylene	106-42-3	PTM	2,000	30426

\*Volume is 1 mL/ampul unless otherwise noted. Concentration is µg/mL unless otherwise noted.

\*\*Meets all DOT requirements. Available only to customers or distributors inside the 48 contiguous United States; item may not be resold for export.

#### Solvent codes:

A = acetone	I = isooctane
ACN = acetonitrile	Ip = isopropanol
C = carbon disulfide	M = methanol
Cy = cyclohexane	MTBE = methyl <i>tert</i> -butyl ether
D = methylene chloride	PTM = purge-and-trap grade methanol
DEA = diethylamine	T = toluene
DMSO = dimethyl sulfoxide	TO = transformer oil
EA = ethyl acetate	W = water (DI)
H = hexane	



# Reference Standards

## Column & Detector Test Mixes & Reagents



Deactivating Agent.....	446
Derivatization Reagents.....	446–447
Detector Tuning Mixtures.....	447
GC Column & Detector Test Mixes..	447–448
GPC Calibration Mixes.....	448–449
LC Column & Detector Test Mixes.....	449

### Deactivating Agent

#### Dimethyldichlorosilane (DMDCS) Deactivating Agent

- Easy deactivation of liners and other glass surfaces.
- Convenient—20 mL ampul deactivates 50 inlet liners.
- Tested to ensure consistent quality and effectiveness.

Restek offers dimethyldichlorosilane (DMDCS) for deactivating liners and other glassware. Simply dilute the neat material to a 5% solution in toluene, soak the glass item(s) in the solution for 15 minutes, and rinse with toluene and methanol. DMDCS reacts with active hydroxyl groups on the glass surface to produce a deactivated surface. A detailed procedure is included with the product.

Neat, 20 mL/ampul

cat.# 31840 (ea.)

No data pack available.

### Derivatization Reagents

- Reagents available for acylation, alkylation, and silylation.
- Packaged in 10 x 1 g vials or 25 g vials.
- High purity for accurate results.

### Derivatization Reagents

#### Acylation Derivatization Reagents

- Most commonly used for electron capture detection.
- React with alcohols, amines, and phenols.
- Frequently used for drugs of abuse confirmation.

Acylation reagents offer the same advantage available from silylation reagents: creating less polar, more volatile derivatives. In comparison to silylating reagents, the acylating reagents can more readily target highly polar multi-functional compounds, such as carbohydrates and amino acids. In addition, acylating reagents offer the distinct advantage of introducing electron-capturing groups, thus enhancing detectability during analysis.

Compound	CAS #	cat.#
<b>MBTFA (N-methyl-bis-trifluoroacetamide)</b>		
10-pk. (10x1 g)	685-27-8	35616
25 g vial	685-27-8	35617
<b>TFAA (trifluoroacetic acid anhydride)</b>		
10-pk. (10x1 g)	407-25-0	35618
25 g vial	407-25-0	35619
<b>PFAA (pentafluoropropionic acid anhydride)</b>		
10-pk. (10x1 g)	356-42-3	35620
25 g vial	356-42-3	35621
<b>HFAA (heptafluorobutyric acid anhydride)</b>		
10-pk. (10x1 g)	336-59-4	35622
25 g vial	336-59-4	35623
<b>PFPOH (pentafluoropropanol)</b>		
10-pk. (10x1 g)	422-05-9	35624
25 g vial	422-05-9	35625

## Derivatization Reagents, *cont.*

### Alkylation Derivatization Reagents

- Add alkyl groups to functional hydrogens (H).
- Decrease polarity on compounds containing acidic hydrogens, i.e., phenols, carboxylic acids.
- Form an ester.

Alkylation reagents reduce molecular polarity by replacing active hydrogens, such as carboxylic acids and phenols. Alkylation reagents can be used alone to form esters and amides, or they can be used in conjunction with acylation or silylation reagents. A two-step approach is commonly used in the derivatization of amino acids, where multiple functional groups of these compounds may necessitate protection during derivatization.

Esterification—the most popular method of alkylation due to the availability of reagents and ease of use—is the reaction of an acid with an alcohol in the presence of a catalyst. Alkyl esters are stable and can be formed quickly and quantitatively. Retention of the derivative can be varied by altering the length of the substituted alkyl group. In addition to the formation of simple esters, alkylation reagents can be used in extraction procedures where biological matrices are present.

Compound	CAS #	cat.#
<b>TMPAH</b>		
10-pk. (10x1 g)	1899-02-1	35614
25 g vial	1899-02-1	35615

### Silylation Derivatization Reagents

- Replace active hydrogen, reducing polarity and making the compounds more volatile.
- Increase stability of derivatives.

Silylation is the most widely used derivatization procedure for sample analysis by GC. In silylation, an active hydrogen is replaced by an alkylsilyl group such as trimethylsilyl (TMS) or *tert*-butyldimethylsilyl (*tert*-BDMS). Silyl derivatives are more volatile, less polar, and more thermally stable. As a result, GC separation is improved and detection is enhanced.

Both TMS and *tert*-BDMS reagents are suitable for a wide variety of compounds and can be used for many GC applications. (Note that silylation reagents are generally moisture sensitive and must be sealed to prevent deactivation.)

Compound	CAS #	cat.#
<b>MSTFA (N-methyl-N-trimethylsilyltrifluoroacetamide)</b>		
10-pk. (10x1 g)	24589-78-4	35600
25 g vial	24589-78-4	35601
<b>MSTFA w/1% TMCS (N-methyl-N-trimethylsilyltrifluoroacetamide w/1% trimethylchlorosilane)</b>		
10-pk. (10x1 g)	24589-78-4	35602
25 g vial	24589-78-4	35603
<b>BSTFA (N,O-bis[trimethylsilyl]trifluoroacetamide)</b>		
10-pk. (10x1 g)	25561-30-2	35604
25 g vial	25561-30-2	35605
<b>BSTFA w/1% TMCS (N,O-bis[trimethylsilyl]trifluoroacetamide w/1% trimethylchlorosilane)</b>		
10-pk. (10x1 g)	25561-30-2	35606
25 g vial	25561-30-2	35607
<b>MTBSTFA w/1% TBDMCS (N-methyl-N[<i>tert</i>-butyldimethylsilyl]trifluoroacetamide w/1% <i>tert</i>-butyldimethylchlorosilane)</b>		
10-pk. (10x1 g)	77377-52-7	35608
25 g vial	77377-52-7	35610
<b>TMCS (trimethylchlorosilane)</b>		
10-pk. (10x1 g)	75-77-4	35611
25 g vial	75-77-4	35612

## Detector Tuning Mixes

### VOA Tuning Compound

4-bromofluorobenzene  
5,000 µg/mL in P&T methanol, 1 mL/ampul  
cat.# 30003 (ea.)

### SV Tuning Compound

decafluorotriphenylphosphine (DFTPP)  
2,500 µg/mL in methylene chloride, 1 mL/ampul  
cat.# 31001 (ea.)

### PFTBA (MS Tuning Compound)

perfluorotributylamine (PFTBA)  
Neat, 1 mL/ampul  
cat.# 30482 (ea.)  
Neat, 1 g  
cat.# 33027 (ea.)

No data pack available.

### GC-MS Tuning Mixture (4 components)

benzidine  
4,4'-DDT  
decafluorotriphenylphosphine (DFTPP)  
pentachlorophenol  
1,000 µg/mL each in methylene chloride, 1 mL/ampul  
cat.# 31615 (ea.)

## GC Column & Detector Test Mixes

### Amine Column Test Mix (8 components)

For Stabilwax®-DB, Rtx®-5 Amine, Rtx®-35 Amine, and Rtx®-Volatile Amine columns.

1,2-butanediol	0.60 mg/mL	diethanolamine	1.20
pyridine	0.60	2-nonanol	0.60
decane (C10)	0.60	2,6-dimethylaniline	0.60
diethylenetriamine	1.20	dodecane (C12)	0.60

In methylene chloride:methanol (1:1), 1 mL/ampul  
cat.# 35002 (ea.)

No data pack available.

### FID Performance Evaluation Standard (3 components)

*n*-tetradecane (C14)  
*n*-pentadecane (C15)  
*n*-hexadecane (C16)  
0.03 w/w% each in hexane, 1 mL/ampul  
cat.# 33908 (ea.)

### GC-FID Test Mix (3 components)

*n*-dodecane (C12)  
*n*-tetradecane (C14)  
*n*-hexadecane (C16)  
20 µg/mL each in hexane, 1 mL/ampul  
cat.# 35108 (ea.)

**NEW!**

## GC Column & Detector Test Mixes, *cont.*

### Grob Test Mix (12 components)

For use with temperature-programmed conditions.

<i>n</i> C10-FAME	0.42 mg/mL	2,6-dimethylphenol	0.32
<i>n</i> C11-FAME	0.42	2-ethylhexanoic acid	0.38
<i>n</i> C12-FAME	0.41	nonanal	0.40
2,3-butanediol	0.53	1-octanol	0.36
dicyclohexylamine	0.31	undecane (C11)	0.29
2,6-dimethylaniline	0.32	decane (C10)	0.28

In methylene chloride, 1 mL/ampul

cat.# 35000 (ea.)

No data pack available.

### Inter-Polar Column Test Mix (11 components)

acetone	1.25 mg/mL	<i>n</i> -nonane (C9)	2.00
2-butanone (MEK)	1.25	<i>n</i> -octane (C8)	1.40
chlorobenzene	2.00	1-propanol	1.25
1,2-dichloropropane	2.00	pyridine	1.40
<i>n</i> -heptane (C7)	1.25	tetrachloroethylene	3.25
methanol	1.25		

In methylene chloride, 1 mL/ampul

cat.# 35076 (ea.)



### ISO-C14-C20 Column Test Mix (5 components)

<i>n</i> -tetradecane (C14)	<i>n</i> -octadecane (C18)
<i>n</i> -pentadecane (C15)	<i>n</i> -eicosane (C20)
<i>n</i> -hexadecane (C16)	

400 µg/mL each in cyclohexane, 1 mL/ampul

cat.# 35006 (ea.)



### OQ/PV Headspace Standard (3 components)

1,2-dichlorobenzene	<i>tert</i> -butyl disulfide
nitrobenzene	

2,000 µg/mL each in ethanol, 1 mL/ampul

cat.# 33909 (ea.)

### OQ Response Linearity Test Standard (6 components)

<i>n</i> -heptadecane (C17)	1.5 µg/mL	<i>n</i> -eicosane (C20)	100
<i>n</i> -octadecane (C18)	10	<i>n</i> -docosane (C22)	1,000
<i>n</i> -nonadecane (C19)	2	<i>n</i> -tetracosane (C24)	10,000

In iso-octane, 1 mL/ampul

cat.# 33906 (ea.)

### Polar ISO Column Test Mix (8 components)

aniline	methyl dodecanoate
2-chlorophenol	<i>n</i> -nonadecane
2-dodecanol	2-nonanone
<i>n</i> -heptadecane	1-octanol

250 µg/mL each in 1,2-dichloroethane, 1 mL/ampul

cat.# 35103 (ea.)



### Q-BOND and U-BOND Column Test Mix (7 components)

acetone	<i>n</i> -hexane (C6)
diethyl ether (ethyl ether)	methanol
ethanol	<i>n</i> -pentane (C5)
ethyl acetate	

0.1% vol/vol each in heptane, 1 mL/ampul

cat.# 35202 (ea.)

### Volatile Amine Column Test Mix (8 components)

1,2-butanediol	900 µg/mL	<i>n</i> -dodecane (C12)	900
diethanolamine (DEA)	1,800	<i>n</i> -nonane (C9)	900
diethylenetriamine	1,800	2-nonanol	900
2,6-dimethylaniline	900	pyridine	900

In methanol:dichloromethane (50:50), 1 mL/ampul

cat.# 35008 (ea.)



### XIL-350 Column Test Mix (8 components)

4-chlorophenol	1-methylnaphthalene
dicyclohexylamine	<i>n</i> -tetradecane (C14)
2-ethylhexanoic acid	<i>n</i> -tridecane (C13)
1,6-hexanediol	1-undecanol

350 µg/mL each in methylene chloride, 1 mL/ampul

cat.# 35226 (ea.)

## GPC Calibration Mixes

### CLP GPC Calibration Mix (5 components)

Qualitative mixture useful for determining GPC dump/collect times. The compounds are dissolved in methylene chloride at the concentrations listed.

bis(2-ethylhexyl) phthalate	10 mg/mL	perylene	0.2
corn oil	250	sulfur	0.8
methoxychlor	2.0		

In methylene chloride, 1 mL/ampul

cat.# 32019 (ea.)

In methylene chloride, 5 mL/ampul

cat.# 32023 (ea.)

No data pack available.

For Restek's complete line of column test mixes, visit

[www.restek.com/testmixes](http://www.restek.com/testmixes)



## GPC Calibration Mixes, *cont.*

### Revised GPC Calibration Mix (5 components)

Qualitative mixture useful for determining GPC dump/collect times. The compounds are dissolved in methylene chloride at the concentrations listed.

bis(2-ethylhexyl) phthalate	5 mg/mL	perylene	0.2
corn oil	250	sulfur	0.8
methoxychlor	1.0		

In methylene chloride, 1 mL/ampul

cat.# 32041 (ea.)

In methylene chloride, 5 mL/ampul

cat.# 32042 (ea.)

No data pack available.

## LC Column & Detector Test Mixes

### LC Normal Phase Test Mix #1 (4 components)

Routine analysis using this mix can assist in determining the need to perform column and/or system maintenance.

benzene	1.00 mg/mL	benzyl alcohol	3.00
benzaldehyde	0.04	4-methoxybenzyl alcohol	2.00

In hexane, 1 mL/ampul

cat.# 35004 (ea.)

### LC Reversed Phase Test Mix #1 (4 components)

Routine analysis using this mix can assist in determining the need to perform column and/or system maintenance.

benzene	3.00 mg/mL	naphthalene	0.50
uracil	0.02	biphenyl	0.06

In methanol:water (75:25), 1 mL/ampul

cat.# 35005 (ea.)

### LC Performance Test Mix (5 components)

- Highly effective for characterizing LC column parameters.
- Simple, easy, reliable approach to Quality Control (QC) evaluations or column classification.
- Monitor column performance over time.

The National Institute of Standards and Technology (NIST) has formulated a mixture that is highly effective for characterizing LC columns for efficiency, void volume, methylene selectivity, retentiveness, and activity toward chelators and organic bases. Results can be used for column classification, for column selection, for monitoring column performance over time, or for quality control. We test our material against the NIST 870 standard.

amitriptyline hydrochloride	2,800 µg/mL	toluene	1,400
ethylbenzene	1,700	uracil	28
quinizarin	94		

In methanol, 1 mL/ampul

cat.# 31699 (ea.)

## LC Column & Detector Test Mixes, *cont.*

### Carbohydrate LC Performance Check Mix (5 components)

Performance qualification (PQ) determines the precision of the LC system. Our performance check mix for LC-RI consists of five simple sugars in varied concentrations. We prepare the reference material in water, dehydrate it, and package it dry for enhanced stability.

glucose	2.1 mg	maltose	4.5
fructose	2.0	sucrose	4.0
lactose	4.4		

Dry components in 4 mL screw-cap vial. Reconstitute in 1 mL acetonitrile:water (75:25) to 2.1, 2.0, 4.4, 4.5, 4.0 mg/mL, respectively.

cat.# 31809 (ea.)

No data pack available.

### LC OQ Wavelength Accuracy Standard

erbium perchlorate

10 mg/mL in water, 5 mL/ampul

cat.# 31053 (ea.)



No data pack available.

### LC OQ Gradient Standard

acetone

Neat, 1 mL/ampul

cat.# 30012 (ea.)



No data pack available.

### LC OQ Linearity Test Mix Kit

Linear detector responses to concentration variations are an important part of operation qualification (OQ) for LC instruments. Our kit of five aqueous solutions of caffeine can be used to generate simple plots of UV response versus concentration. Certificate of analysis includes caffeine concentration, calculated variance in preparing each mixture, a linearity plot, and coefficient of determination ( $r^2$ ) for the linear plot.

Contains 1 mL each of these mixtures.

31804: Caffeine (caffeine at 5 µg/mL in water)

31803: Caffeine (caffeine at 25 µg/mL in water)

31802: Caffeine (caffeine at 125 µg/mL in water)

31801: Caffeine (caffeine at 250 µg/mL in water)

31800: Caffeine (caffeine at 500 µg/mL in water)

cat.# 31805 (kit)



No data pack available.

### LC OQ Standards Kit

Contains the following:

30012: LC OQ Gradient Standard, 1 mL

31053: LC OQ Wavelength Accuracy Standard, 5 mL

31068: LC OQ Linearity Kit, 6 - 1 mL/ampuls

cat.# 31069 (kit)



No data pack available.

# Reference Standards

## Clinical, Forensic & Toxicology



Bank Dye Standard .....	451
Blood Alcohol Standards.....	451
Cannabinoids (Medical Marijuana) .....	452
Exempted Drugs of Abuse Standards.....	452–453
Explosives Solutions.....	453
ASTM E1387 and E1618 (Fire Debris Analysis) .....	454
Weathered Petrochemical Solutions.....	454–455





## Bank Dye Standard (MAAQ)

### Bank Dye Standard (MAAQ)

Restek offers this qualitative standard (red dye used in bank “Security Packs”) to help investigators in municipal police stations and criminal laboratories fight crime.

1-N-(methylamino)anthraquinone (MAAQ)

100 µg/mL in methylene chloride, 1 mL/ampul

cat.# 31823 (ea.)

No data pack available.

## Blood Alcohol Standards

### Blood Alcohol Standards (Calibration)

- NIST-traceable ethanol calibration standards.
- Calibration mixtures ranging from 0.010 g/dL to 0.40 g/dL in water.
- Data pack and certificate of analysis for each standard available on our website.

We have developed calibration mixtures for performing multi-point instrument calibrations so that laboratories can construct calibration curves. The data pack (which can be downloaded from our website at [www.restek.com/datapacks](http://www.restek.com/datapacks)) includes a certificate of analysis, raw material testing results, statistical QA results, analytical balance printout, and gravimetric weight of each analyte. Ethanol in these mixes is National Institute of Standards and Technology (NIST)-traceable.

Compound	qty.	cat.#
<b>0.010 g/dL forensic ethanol solution</b>		
1 mL/ampul	5-pk.	36276
1 mL/ampul	10-pk.	36278
<b>0.015 g/dL forensic ethanol solution</b>		
1 mL/ampul	5-pk.	36232
1 mL/ampul	10-pk.	36332
20 mL/ampul	ea.	36248
<b>0.02 g/dL forensic ethanol solution</b>		
1 mL/ampul	5-pk.	36233
1 mL/ampul	10-pk.	36333
20 mL/ampul	ea.	36249
<b>0.025 g/dL forensic ethanol solution</b>		
1 mL/ampul	5-pk.	36234
1 mL/ampul	10-pk.	36334
<b>0.04 g/dL forensic ethanol solution</b>		
1 mL/ampul	5-pk.	36235
1 mL/ampul	10-pk.	36335
20 mL/ampul	ea.	36251
<b>0.05 g/dL forensic ethanol solution</b>		
1 mL/ampul	5-pk.	36257
1 mL/ampul	10-pk.	36259
20 mL/ampul	ea.	36260
<b>0.08 g/dL forensic ethanol solution</b>		
1 mL/ampul	5-pk.	36262
1 mL/ampul	10-pk.	36264
20 mL/ampul	ea.	36265
<b>0.1 g/dL forensic ethanol solution</b>		
1 mL/ampul	5-pk.	36236
1 mL/ampul	10-pk.	36336
20 mL/ampul	ea.	36252

## Blood Alcohol Standards, cont.

Compound	qty.	cat.#
<b>0.15 g/dL forensic ethanol solution</b>		
1 mL/ampul	5-pk.	36237
1 mL/ampul	10-pk.	36337
20 mL/ampul	ea.	36253
<b>0.2 g/dL forensic ethanol solution</b>		
1 mL/ampul	5-pk.	36238
1 mL/ampul	10-pk.	36338
20 mL/ampul	ea.	36254
<b>0.3 g/dL forensic ethanol solution</b>		
1 mL/ampul	5-pk.	36239
1 mL/ampul	10-pk.	36339
20 mL/ampul	ea.	36255
<b>0.4 g/dL forensic ethanol solution</b>		
1 mL/ampul	5-pk.	36266
1 mL/ampul	10-pk.	36268
20 mL/ampul	ea.	36269

### Blood Alcohol Standards (Control)

Use to verify the retention time for each compound normally included in a blood alcohol test and to verify that the compounds are resolved from and do not interfere with one another.

### Blood Alcohol Mix Resolution Control Standard

(8 components)

acetaldehyde	ethyl acetate
acetone	isopropanol
acetonitrile	methanol
ethanol	methyl ethyl ketone

0.100 g/dL each in water, 1 mL/ampul

cat.# 36256 (ea.)

### BAC Resolution Control Standard *n*-P (6 components)

- Includes 1-propanol internal standard.
- Intended for qualitative use only.

acetaldehyde	methanol
acetone	1-propanol ( <i>n</i> -propanol)
ethanol (BAC)	2-propanol (isopropanol)

100 mg/dL each in water, 1 mL/ampul

cat.# 36010 (ea.)



No data pack available.

### BAC Resolution Control Standard *t*-B (6 components)

- Includes *tert*-butanol internal standard.
- Intended for qualitative use only.

acetaldehyde	ethanol (BAC)
acetone	methanol
<i>tert</i> -butanol (TBA)	2-propanol (isopropanol)

100 mg/dL each in water, 1 mL/ampul

cat.# 36011 (ea.)



No data pack available.



## Cannabinoids (Medical Marijuana)

### Cannabinoids Standard (3 components)

cannabidiol  
cannabinol  
delta-9-tetrahydrocannabinol ( $\Delta^9$ -THC)  
1,000 µg/mL each in P&T methanol, 1 mL/ampul  
cat.# 34014 (ea.)



### Medical Marijuana Singles

Concentration is µg/mL. Volume is 1 mL/ampul.



Compound	CAS #	Solvent	Conc.	cat.#
cannabichromene	20675-51-8	PTM	1,000	34092
cannabidiol	13956-29-1	PTM	1,000	34011
cannabigerol	25654-31-3	PTM	1,000	34091
cannabinol	521-35-7	PTM	1,000	34010
delta-8-tetrahydrocannabinol (THC)	5957-75-5	PTM	1,000	34090
delta-9-tetrahydrocannabinol (THC)	1972-08-3	M	1,000	34067
delta-9-tetrahydrocannabinolic acid A (THCA-A)	23978-85-0	PTM	1,000	34093
tetrahydrofuran-d8	1693-74-9	PTM	2,000	30112
(±)11-nor-9-carboxy- $\Delta^9$ -THC	104874-50-2	M	100	34068

M = methanol; PTM = purge-and-trap grade methanol

## Exempted Drug of Abuse Standards

### Exempted Drug of Abuse Reference Standards

Concentration is µg/mL. Volume is 1 mL/ampul.

Compound	CAS #	Solvent	Conc.	cat.#
<b>Benzodiazepines</b>				
alprazolam	28981-97-7	PTM	1,000	34042
bromazepam	1812-30-2	PTM	1,000	34043
chlordiazepoxide	438-41-5	PTM	1,000	34044
clobazam	22316-47-8	PTM	1,000	34045
clonazepam	1622-61-3	PTM	1,000	34046
diazepam	439-14-5	PTM	1,000	34047
flunitrazepam	1622-62-4	PTM	1,000	34049
flurazepam	1172-18-5	PTM	1,000	34050
lorazepam	846-49-1	PTM	1,000	34051
nitrazepam	146-22-5	PTM	1,000	34053
oxazepam	604-75-1	PTM	1,000	34054
prazepam	2955-38-6	PTM	1,000	34055
temazepam	896-50-4	PTM	1,000	34056
triazolam	28911-01-5	PTM	1,000	34057
<b>Cocaine &amp; Metabolites</b>				
cocaethylene	529-38-4	ACN	1,000	34066
cocaine	53-21-4	PTM	1,000	34015
benzoylcegonine	519-09-5	PTM	1,000	34016
ecgonine	5796-31-6	PTM	1,000	34017
ecgonine methyl ester	38969-40-3	PTM	1,000	34018
<b>Methadone &amp; Metabolites</b>				
EDDP perchlorate	66729-78-0	M	1,000	34069
methadone	1095-90-5	PTM	1,000	34005
<b>Amphetamines &amp; Metabolites</b>				
d-amphetamine	51-63-8	PTM	1,000	34020
(+)methamphetamine	51-57-0	PTM	1,000	34021
3,4-MDA HCl	4764-17-4	M	1,000	34070
3,4-MDEA HCl	82801-81-8	M	1,000	34072
3,4-MDMA HCl	64057-70-1	M	1,000	34071
phenylpropranolamine HCl	154-41-6	M	1,000	34073
<b>Opiates &amp; Metabolites</b>				
codeine	76-57-3	PTM	1,000	34000
dextromethorphan HBr monohydrate	125-69-9	M	1,000	34081
hydrocodone	34195-34-1	PTM	1,000	34002
hydromorphone	71-68-1	PTM	1,000	34063
morphine	6211-15-0	PTM	1,000	34006
oxycodone	124-90-3	PTM	1,000	34007
oxymorphone	76-41-5	PTM	1,000	34065
<b>Cannabinoid &amp; Metabolites</b>				
cannabichromene	20675-51-8	PTM	1,000	34092
cannabidiol	13956-29-1	PTM	1,000	34011
cannabigerol	25654-31-3	PTM	1,000	34091
cannabinol	521-35-7	PTM	1,000	34010
delta-9-tetrahydrocannabinol (THC)	1972-08-3	M	1,000	34067
(±)11-nor-9-carboxy- $\Delta^9$ -THC	104874-50-2	M	100	34068
<b>Barbiturates</b>				
amobarbital	64-43-7	PTM	1,000	34028
aprobarbital	77-02-1	PTM	1,000	34029
barbital	57-44-3	PTM	1,000	34030
butabarbital	125-40-6	PTM	1,000	34031
butalbital	77-26-9	PTM	1,000	34032
DL-glutethimide	18389-24-7	PTM	1,000	34058
hexobarbital	56-29-1	PTM	1,000	34033
mephobarbital	115-38-8	PTM	1,000	34034
methohexital	151-83-7	PTM	1,000	34035
pentobarbital	76-74-4	PTM	1,000	34036
phenobarbital	50-06-6	PTM	1,000	34037
secobarbital	29071-21-4	PTM	1,000	34038
talbutal	115-44-6	PTM	1,000	34039



## Get Fast, Definitive Data for Blood Alcohol Testing

### Rtx<sup>®</sup>-BAC Plus 1 and Rtx<sup>®</sup>-BAC Plus 2 Columns & Standards

- Optimized column selectivities.
- Robust and reproducible column chemistry.
- 2-minute analysis time.
- Product line also features resolution control standards.

See page 55.

[www.restek.com/BACPlus](http://www.restek.com/BACPlus)

## Exempted Drug of Abuse Standards, *cont.*

Compound	CAS #	Solvent	Conc.	cat.#
<b>GHB</b>				
1,4-butanediol	110-63-4	M	1,000	34078
γ-butyrolactone (GBL)	96-48-0	ACN	1,000	34077
α-methylene-γ-butyrolactone (AMGBL)	547-65-9	ACN	1,000	34079
γ-valerolactone	108-29-2	ACN	1,000	34080
<b>Other</b>				
benzphetamine	5411-22-3	PTM	1,000	34022
caffeine	58-08-2	M	1,000	34084
continine	486-56-6	M	1,000	34086
fentanyl	437-38-7	M	1,000	34082
nor-fentanyl oxalate	1609-66-1	M	1,000	34083
levorphanol	5985-38-6	PTM	1,000	34003
meperidine	50-13-5	PTM	1,000	34004
meprobamate	57-53-4	PTM	1,000	34059
methaqualone	340-56-7	PTM	1,000	34064
methyprylon	125-64-4	PTM	1,000	34060
nicotine	54-11-5	M	1,000	34085
pentazocine	64024-15-3	PTM	1,000	34062
phencyclidine	956-90-1	PTM	1,000	34027
phendimetrazine	50-58-8	PTM	1,000	34025
phenmetrazine	1707-14-8	PTM	1,000	34026
phentermine	1197-21-3	PTM	1,000	34024
dextro-propoxyphene	1639-60-7	PTM	1,000	34008
thebaine	115-37-7	PTM	1,000	34009

ACN = acetonitrile; M = methanol; PTM = purge-and-trap grade methanol

### Forensic Drug Screen Test Mixture (8 components)

amiodarone	10 µg/mL	diazepam	10
amphetamine	10	doxepine	10
caffeine	10	haloperidol	1
codeine	10	morphine	10

In P&T methanol, 1 mL/ampul

cat.# 36340 (ea.)

### Forensic Drug Screen Internal Standard (2 components)

D5-diazepam  
D5-doxepine

10 µg/mL each in P&T methanol, 10 mL/ampul

cat.# 36341 (ea.)

## Explosives Solutions

### Single-Component Explosives Solutions

- Supports U.S. Department of Defense base closures and remediation.
- Mixtures and singles supporting LC U.S. EPA Method 8330.
- Mixtures and singles supporting GC-ECD U.S. EPA Method 8095.
- Internal standards and surrogates to support both methods.

These materials support nitroaromatic, nitramine, and nitroester analyses by GC-ECD (Method 8095).<sup>1,2</sup> Compounds listed are explosives, manufacturing intermediates, or degradation products. Method 8095 mixtures contain the components at concentration ratios appropriate for ECD.

Volume is 1 mL/ampul. Concentration is µg/mL.

Compound	CAS #	Solvent	Conc.	cat.#
2-amino-4,6-dinitrotoluene	35572-78-2	ACN	1,000	31670
4-amino-2,6-dinitrotoluene	19406-51-0	ACN	1,000	31671
ammonium picrate*	131-74-8	ACN	2,000	31890
3,5-dinitroaniline	618-87-1	ACN	1,000	31661
1,2-dinitrobenzene	528-29-0	M	1,000	31453
1,3-dinitrobenzene	99-65-0	ACN	1,000	31662
2,4-dinitrotoluene	121-14-2	ACN	1,000	31663
2,6-dinitrotoluene	606-20-2	ACN	1,000	31664
3,4-dinitrotoluene	610-39-9	EA	2,000	33901
3,4-dinitrotoluene	610-39-9	M	1,000	31452
EGDN*	628-96-6	M	1,000	31601
HMX*	2691-41-0	ACN	1,000	31665
2-methyl-4-nitroaniline	99-55-8	M	1,000	31612
nitrobenzene	98-95-3	ACN	1,000	31657
nitroglycerin*	55-63-0	M	1,000	31498
nitroguanidine*	556-88-7	M	1,000	31602
2-nitrotoluene	88-72-2	ACN	1,000	31659
3-nitrotoluene	99-08-1	ACN	1,000	31660
4-nitrotoluene	99-99-0	ACN	1,000	31658
PETN (pentaerythritol tetranitrate)*	78-11-5	M	1,000	31600
picric acid*	88-89-1	M	1,000	31499
propylene glycol dinitrate (PGDN)	6423-43-4	M	1,000	31821
RDX*	121-82-4	ACN	1,000	31666
tetryl*	479-45-8	ACN	1,000	31667
1,3,5-trinitrobenzene*	99-35-4	ACN	1,000	31668
2,4,6-trinitrotoluene*	118-96-7	ACN	1,000	31669

ACN = acetonitrile; EA = ethyl acetate; M = methanol

\*Meet all DOT requirements. Available only to customers or distributors inside the 48 contiguous United States; items may not be resold for export.

#### References (Not available from Restek)

<sup>1</sup>U.S. Environmental Protection Agency. Test Methods for Evaluating Solid Waste, Physical/Chemical Methods. SW-846, Proposed Draft Update IVB, Office of Solid Waste, Washington, DC, 1999.

<sup>2</sup>M. E. Walsh, T. Ranney, J. Chromatogr. Sci., Vol. 36, pp. 406-416, August 1998.

Restek Offers a Full Line of Certified Reference Materials

See pages 438-439.



[www.restek.com/iso](http://www.restek.com/iso)



## ASTM E1387 and E1618 (Fire Debris Analysis)

These materials also can be used for underground storage tank monitoring.

### E1387 Column Resolution Check Mix (13 components)

<i>n</i> -hexane (C6)	<i>n</i> -eicosane (C20)
<i>n</i> -octane (C8)	2-ethyltoluene
<i>n</i> -decane (C10)	3-ethyltoluene
<i>n</i> -dodecane (C12)	toluene
<i>n</i> -tetradecane (C14)	1,2,4-trimethylbenzene
<i>n</i> -hexadecane (C16)	<i>p</i> -xylene
<i>n</i> -octadecane (C18)	

2,000 µg/mL each in methylene chloride, 1 mL/ampul  
cat.# 31224 (ea.)

### E1618 Test Mix (13 components)

Components in this mix (0.5 µL/mL or 0.05% volume/volume each) are at 10x the concentration of the final test solution specified in ASTM 1618 and ASTM 1387.

<i>n</i> -hexane (C6)	<i>n</i> -eicosane (C20)
<i>n</i> -octane (C8)	2-ethyltoluene
<i>n</i> -decane (C10)	3-ethyltoluene
<i>n</i> -dodecane (C12)	toluene
<i>n</i> -tetradecane (C14)	1,2,4-trimethylbenzene
<i>n</i> -hexadecane (C16)	<i>p</i> -xylene
<i>n</i> -octadecane (C18)	

0.05% volume/volume each in methylene chloride, 1 mL/ampul  
cat.# 31613 (ea.)

No data pack available.

## please note

We can custom prepare weathered accelerants for fire debris analysis.

Please complete the custom reference material request form at [www.restek.com/solutions](http://www.restek.com/solutions)

We'll be glad to work with you!

# NEW!

## Compound Index for Reference Standards

See pages 730–736.



## Weathered Petrochemical Solutions

### Weathered Petrochemical Standards

These solutions are prepared from a single-source (one-refinery) product. The weathered materials indicate the percent weight loss from the original material. Samples of regular- and premium-grade unleaded gasoline were collected, then blended in equal volumes.

There are four general types of mineral spirits, classified according to boiling point range (BPR):

- Type I (Stoddard solvent) BPR 149–182 °C
- Type II (high flash point) BPR 177–196 °C
- Type III (odorless) BPR 149–196 °C
- Type IV (low dry point) BPR 149–174 °C

### Stoddard Solvent Standard

Stoddard solvent is also known as Type I mineral spirits, Texsolve S, or Varsol® 1 mineral spirits. We offer this reference material for those who need to calibrate Stoddard solvent separately. This standard is dissolved in methanol for analysis by either direct injection or purge-and-trap.

10,000 µg/mL in P&T methanol, 1 mL/ampul  
cat.# 30487 (ea.)

We prepare our mineral spirit solutions from an equal-volume blend of Type I, II, and III mineral spirits.

Concentration is µg/mL. Volume is 1 mL/ampul unless otherwise noted.

Unleaded Gasoline	CAS #	Solvent	Conc.	cat.#
unleaded gasoline: unweathered	8006-61-9	PTM	5,000	30096
unleaded gasoline: 25% weathered	8006-61-9	PTM	5,000	30097
unleaded gasoline: 50% weathered	8006-61-9	PTM	5,000	30098
unleaded gasoline: 75% weathered	8006-61-9	PTM	5,000	30099
unleaded gasoline: 99% weathered	8006-61-9	PTM	5,000	30436
Kerosene	CAS #	Solvent	Conc.	cat.#
kerosene: unweathered	84742-81-0	D	5,000	31229
kerosene: 25% weathered	84742-81-0	D	5,000	31230
kerosene: 50% weathered	84742-81-0	D	5,000	31231
kerosene: 75% weathered	84742-81-0	D	5,000	31232
Diesel Fuel #2	CAS #	Solvent	Conc.	cat.#
diesel fuel #2: unweathered	68334-30-5	D	5,000	31233
diesel fuel #2: 25% weathered	68334-30-5	D	5,000	31234
diesel fuel #2: 50% weathered	68334-30-5	D	5,000	31235
diesel fuel #2: 75% weathered	68334-30-5	D	5,000	31236
Mineral Spirits	CAS #	Solvent	Conc.	cat.#
mineral spirits: unweathered	8030-30-6	D	5,000	31225
mineral spirits: unweathered	8030-30-6	D	50,000	31260
mineral spirits: unweathered (5 mL)	8030-30-6	D	50,000	31261
mineral spirits: 25% weathered	8030-30-6	D	5,000	31226
mineral spirits: 50% weathered	8030-30-6	D	5,000	31227
mineral spirits: 75% weathered	8030-30-6	D	5,000	31228

D = methylene chloride

PTM = purge-and-trap grade methanol

**Weathered Petrochemical Solutions, cont.****Weathered Gasoline Kit**

These solutions are prepared from a single-source (one-refinery) product. The weathered materials indicate the percent weight loss from the original material. Samples of regular- and premium-grade unleaded gasoline were collected, then blended in equal volumes.

Contains 1 mL each of these mixtures.

30096: Unleaded Gasoline Standard

30097: Unleaded Gasoline Standard: 25% Weathered

30098: Unleaded Gasoline Standard: 50% Weathered

30099: Unleaded Gasoline Standard: 75% Weathered

cat.# 30100 (kit)

kit

**Weathered Gasoline Kit #2**

These solutions are prepared from a single-source (one-refinery) product. The weathered materials indicate the percent weight loss from the original material. Samples of regular- and premium-grade unleaded gasoline were collected, then blended in equal volumes.

Contains 1 mL each of these mixtures.

30096: Unleaded Gasoline Standard

30097: Unleaded Gasoline Standard: 25% Weathered

30098: Unleaded Gasoline Standard: 50% Weathered

30099: Unleaded Gasoline Standard: 75% Weathered

30436: Unleaded Gasoline Standard: 99% Weathered

cat.# 30437 (kit)

kit

**Weathered Kerosene Kit**

These solutions are prepared from a single-source (one-refinery) product. The weathered materials indicate the percent weight loss from the original material.

Contains 1 mL each of these mixtures.

31229: Kerosene Standard

31230: Kerosene Standard: 25% Weathered

31231: Kerosene Standard: 50% Weathered

31232: Kerosene Standard: 75% Weathered

cat.# 31238 (kit)

kit

**Weathered Diesel Fuel #2 Kit**

These solutions are prepared from a single-source (one-refinery) product. The weathered materials indicate the percent weight loss from the original material.

Contains 1 mL each of these mixtures.

31233: Diesel Fuel #2 Standard

31234: Diesel Fuel #2 Standard: 25% Weathered

31235: Diesel Fuel #2 Standard: 50% Weathered

31236: Diesel Fuel #2 Standard: 75% Weathered

cat.# 31239 (kit)

kit

**Weathered Mineral Spirits Kit**

The solutions listed below were prepared from an equal-volume blend of Type I, II, and III mineral spirits.

Contains 1 mL each of these mixtures.

31225: Mineral Spirits Standard

31226: Mineral Spirits Standard: 25% Weathered

31227: Mineral Spirits Standard: 50% Weathered

31228: Mineral Spirits Standard: 75% Weathered

cat.# 31237 (kit)

kit



The Industry's  
Best PLOT Columns  
Just Got Better!

Introducing New Alumina MAPD PLOT  
Columns in Both Fused Silica & Metal

See **page 109** for fused silica and **page 113** for metal.

[www.restek.com/PLOT](http://www.restek.com/PLOT)



# Reference Standards

## Environmental

Acetates.....	457
Alcohols.....	457
Aldehydes.....	457
Base, Neutral & Acid Extractable (BNA)/ Semivolatile Organics.....	496–508
Benzidines.....	457
BTEX.....	458
Diesel Fuel.....	458–459
Disinfection By-Products.....	460
Drinking Water Odor.....	460
Ethylene Oxide.....	460
Explosives.....	461–462
Gases.....	463
Gasoline.....	464
Glycols.....	465
Haloacetic Acids.....	465
Haloethers.....	465
Herbicides.....	466–470
Hormones.....	470
Hydrocarbons.....	471–479
International-Specific.....	525–527
Isocyanates.....	480
Jet Fuel.....	476
Kerosene.....	476
Ketones.....	480
Leaking Underground Storage Tank (LUST).....	555–567
Nitriles.....	480
Nitroaromatics & Nitramines.....	461, 462
Nitrosamines.....	481
Oil & Grease.....	481
Organometallics/Organotin.....	482
Oxygenates/Ethers.....	482
Pesticides.....	483–492
Phenols.....	493
Phthalates (Phthalate Esters).....	494
Polybrominated Diphenyl Ethers (PBDEs).....	491
Polychlorinated Biphenyls (PCBs).....	494–496
Polycyclic Aromatic Hydrocarbons (PAHs).....	473–475
Semivolatile Organics.....	496–508
Toxicity Characteristic Leaching Procedure (TCLP).....	508
Trihalomethanes.....	509
Volatile Organics.....	510–524



## Acetates

### 8260B Acetate Mix (5 components)

vinyl acetate *n*-propyl acetate  
ethyl acetate *n*-butyl acetate  
isopropyl acetate

2,000 µg/mL each in P&T methanol, 1 mL/ampul

cat.# 30477 (ea.)

### 8260B Acetate Mix (Revised) (7 components)

- Includes methyl acetate and *n*-amyl acetate.
- Contains 7 acetates.

*n*-amyl acetate methyl acetate  
butyl acetate propyl acetate  
ethyl acetate vinyl acetate  
isopropyl acetate

2,000 µg/mL each in P&T methanol, 1 mL/ampul

cat.# 30489 (ea.)

### Vinyl Acetate

2,000 µg/mL in P&T methanol, 1 mL/ampul

cat.# 30216 (ea.)

## Alcohols

### 8240 Alcohols Mix (5 components)

allyl alcohol isobutyl alcohol  
2-chloroethanol propargyl alcohol  
ethanol

2,000 µg/mL each in P&T methanol, 1 mL/ampul

cat.# 30214 (ea.)

## Aldehydes

### Method 8315

### (Aldehydes & Ketones DNPH by LC)

#### Aldehyde-Ketone-DNPH TO-11A Calibration Mix

(15 components)

acetaldehyde-DNPH hexaldehyde-DNPH  
acetone-DNPH isovaleraldehyde-DNPH  
acrolein-DNPH propionaldehyde-DNPH  
benzaldehyde-DNPH *m*-tolualdehyde-DNPH  
*n*-butyraldehyde-DNPH *o*-tolualdehyde-DNPH  
crotonaldehyde-DNPH *p*-tolualdehyde-DNPH  
2,5-dimethylbenzaldehyde-DNPH valeraldehyde-DNPH  
formaldehyde-DNPH

15 µg/mL each in acetonitrile, 1 mL/ampul\*

cat.# 31808 (ea.)

\*Concentration calculated as the aldehyde/ketone.

#### Formaldehyde-DNPH Mix

500 µg/mL in acetonitrile, 1 mL/ampul\*

cat.# 31837 (ea.)

\*Concentration calculated as the aldehyde/ketone.

## Aldehydes, cont.

### CARB 1004 Aldehyde/Ketone-DNPH Calibration

Standard (13 components)

acetaldehyde-2,4-DNPH hexaldehyde-2,4-DNPH  
acetone-2,4-DNPH methacrolein-2,4-DNPH  
acrolein-2,4-DNPH methyl ethyl ketone-2,4-DNPH  
benzaldehyde-2,4-DNPH propionaldehyde-2,4-DNPH  
*n*-butyraldehyde-2,4-DNPH *m*-tolualdehyde-2,4-DNPH  
crotonaldehyde-2,4-DNPH valeraldehyde-2,4-DNPH  
formaldehyde-2,4-DNPH

3 µg/mL each in acetonitrile, 1 mL/ampul\*

cat.# 33093 (ea.)

\*Concentration calculated as the aldehyde/ketone.

### DNPH Reference Materials

Volume is 1 mL/ampul. Concentration is µg/mL.\*

Compound	CAS #	Solvent	Conc.	cat.#
acetaldehyde-2,4-DNPH	1019-57-4	ACN	100	33074
formaldehyde-2,4-DNPH	1081-15-8	ACN	100	33082
glycolaldehyde-2,4-DNPH		ACN	100	33091

\*Concentration calculated as the aldehyde/ketone.

ACN = acetonitrile

### ASTM Method 5197 (Formaldehyde and Other Carbonyl Compounds in Air)

See cat. #s 33093, 33074, 33082, and 33091 above.

### Base, Neutral & Acid Extractable (BNA)/Semivolatile Organics

See pages 496–508.

## Benzidines

### 605 Benzidines Calibration Mix (2 components)

benzidine  
3,3'-dichlorobenzidine

2,000 µg/mL each in methanol, 1 mL/ampul

cat.# 31030 (ea.)

2,000 µg/mL each in methylene chloride, 1 mL/ampul

cat.# 31834 (ea.)

### 8270 Benzidines Mix (3 components)

benzidine  
3,3'-dichlorobenzidine  
3,3'-dimethylbenzidine

2,000 µg/mL each in methanol, 1 mL/ampul

cat.# 31688 (ea.)

2,000 µg/mL each in methylene chloride, 1 mL/ampul

cat.# 31852 (ea.)

### 3,3'-Dichlorobenzidine

2,000 µg/mL in methanol, 1 mL/ampul

cat.# 31026 (ea.)

2,000 µg/mL in methylene chloride, 1 mL/ampul

cat.# 31835 (ea.)



## BTEX

### BTEX Standard (6 components)

benzene *m*-xylene  
ethylbenzene *o*-xylene  
toluene *p*-xylene

200 µg/mL each in P&T methanol, 1 mL/ampul

cat.# 30051 (ea.)

2,000 µg/mL each in P&T methanol, 1 mL/ampul

cat.# 30213 (ea.)

2,000 µg/mL each in P&T methanol (*m*- & *p*-xylene at 1,000 µg/mL), 1 mL/ampul

cat.# 30488 (ea.)

### BTEX Gas Mix (6 components)

benzene *m*-xylene  
ethylbenzene *o*-xylene  
toluene *p*-xylene

### cylinder design

Cylinder Construction: aluminum  
Cylinder Fitting: CGA-180 outlet

#### Spectra (Linde) 104 L Cylinders:

Size: 8 x 24 cm  
Volume/Pressure:  
104 liters of gas  
@ 1,800 psi  
Weight: 1.5 lb/0.7 kg



#### Scotty (Air Liquide) 110 L Cylinders:

Size: 8.3 x 29.5 cm  
Volume/Pressure:  
110 liters of gas  
@ 1,800 psi  
Weight: 2.2 lb/1 kg  
U.S. DOT Specs: 3AL2216



1 ppm in nitrogen, 104 liters @ 1,800 psi

cat.# 34414 (ea.)

1 ppm in nitrogen, 110 liters @ 1,800 psi

cat.# 26361 (ea.)

1 ppm in nitrogen, 110 liters @ 1,800 psi (Pi-marked cylinder)

cat.# 34414-PI (ea.)

100 ppb in nitrogen, 104 liters @ 1,800 psi

cat.# 34428 (ea.)

100 ppb in nitrogen, 110 liters @ 1,800 psi

cat.# 26362 (ea.)

100 ppb in nitrogen, 110 liters @ 1,800 psi (Pi-marked cylinder)

cat.# 34428-PI (ea.)

No data pack available.

NEW!

NEW!

Gas standards are subject to hazardous materials shipping fees by most freight carriers. All calibration gas standards are nonreturnable due to DOT hazardous shipping requirements.

also available

Gas Regulators

See pages 279–281.



## Diesel Fuel

### Diesel Surrogate and Internal Standards

Volume is 1 mL/ampul. Concentration is µg/mL.

Compound	CAS #	Solvent	Conc.	cat.#
1-chlorooctadecane	3386-33-2	D	10,000	31098
2-fluorobiphenyl	321-60-8	D	10,000	31096
<i>o</i> -terphenyl	84-15-1	D	10,000	31097
<i>p</i> -terphenyl	92-94-4	D	10,000	31095

### Recommended Internal Standards

Compound	CAS #	Solvent	Conc.	cat.#
5- $\alpha$ -androstane	438-22-2	D	2,000	31065
<i>o</i> -terphenyl	84-15-1	A	2,000	31066

A = acetone; D = methylene chloride

### Diesel Fuel #2 Composite Standard

5,000 µg/mL in methylene chloride, 1 mL/ampul  
cat.# 31093 (ea.)

50,000 µg/mL in methylene chloride, 1 mL/ampul  
cat.# 31258 (ea.)

50,000 µg/mL in methylene chloride, 5 mL/ampul  
cat.# 31259 (ea.)

### Diesel Fuel #2 Standard

Prepared from a single-source (one-refinery) product.

diesel fuel #2: unweathered

5,000 µg/mL in methylene chloride, 1 mL/ampul  
cat.# 31233 (ea.)

### Certified PAHs in Diesel (7 components)

- Confirms diesel #2 TPH and priority PAHs in a single analysis.
- Certificate of analysis includes concentration of TPH and certified concentrations of individual PAHs.
- Complete data packs available.

#### Certified PAHs

acenaphthene\*  
acenaphthylene\*  
fluorene\*  
1-methylnaphthalene\*  
2-methylnaphthalene\*  
naphthalene\*  
phenanthrene\*

50,000 ppm diesel #2 in methylene chloride, 1 mL/ampul  
cat.# 31673 (ea.)

\*Concentration differs from lot to lot. See online certificate of analysis for certified concentrations.

### Diesel:Biodiesel (80:20) Blend Standard

The biodiesel component is methyl soyate.

diesel:biodiesel (80:20)

5,000 µg/mL in methylene chloride, 1 mL/ampul  
cat.# 31880 (ea.)

## Diesel Fuel, *cont.*

### EPA Ultra Low Sulfur Diesel Precision Sample #1

EPA Section 80.580–80.585 Title 40, Chapter 1, Part 80

Homogenous, commercially available diesel fuel with sulfur content of 5–15 ppm. 1 x 200 mL amber bottle.

cat.# 33051 (ea.)

### EPA Low Sulfur Diesel Precision Sample #2

EPA Section 80.580–80.585 Title 40, Chapter 1, Part 80

Homogenous, commercially available diesel fuel with sulfur content of 200–500 ppm. 1 x 200 mL amber bottle.

cat.# 33052 (ea.)

### EPA Ultra Low Sulfur Diesel Accuracy Standard #1

EPA Section 80.520(a)(1) and 80.510(b)

1–10 ppm total sulfur in a diesel fuel matrix for motor vehicle diesel and diesel additives subject to the 15 ppm sulfur standard. 1 x 200 mL amber bottle.

cat.# 33053 (ea.)

### EPA Ultra Low Sulfur Diesel Accuracy Standard #2

EPA Section 80.520(a)(1) and 80.510(b)

10–20 ppm total sulfur in a diesel fuel matrix for motor vehicle diesel and diesel additives subject to the 15 ppm sulfur standard. 1 x 200 mL amber bottle.

cat.# 33054 (ea.)

### EPA Low Sulfur Diesel Accuracy Standard #3

EPA Section 80.520(c) and 80.510(c)

100–200 ppm total sulfur in a diesel fuel matrix for motor vehicle diesel and diesel additives subject to the 500 ppm sulfur standard. 1 x 200 mL amber bottle.

cat.# 33055 (ea.)

### EPA Low Sulfur Diesel Accuracy Standard #4

EPA Section 80.520(c) and 80.510(c)

400–500 ppm total sulfur in a diesel fuel matrix for motor vehicle diesel and diesel additives subject to the 500 ppm sulfur standard. 1 x 200 mL amber bottle.

cat.# 33056 (ea.)

### ISO/DIS 9377 Water Quality Testing (German H-53)

Reference mixtures for ISO/DIS 9377 (German H-53), a gas chromatography–flame ionization detection (GC-FID) method.

#### Diesel #2/Motor Oil (2 components)

diesel fuel #2 composite  
motor oil

5,000 µg/mL each in hexane, 1 mL/ampul

cat.# 31682 (ea.)

#### Diesel #2/Mineral Oil (2 components)

diesel fuel #2 composite  
mineral oil

5,000 µg/mL each in hexane, 1 mL/ampul

cat.# 31676 (ea.)

#### Standard Mixture Stock Solution (2 components)

- For GC analysis of total petroleum hydrocarbons (TPH) in water.
- Calibration standard available as Diesel #2/motor oil and Diesel #2/mineral oil.

diesel #2 (additive-free)  
mineral oil (additive-free [i.e., USP grade] bp 325–460 or C18–C32 retention time range)

5,000 µg/mL each in cyclohexane, 1 mL/ampul (prepares 8 mL of 1.25 µg/µL calibration curve high point). Total hydrocarbon concentration is 10,000 µg/mL.

cat.# 31630 (ea.)

#### Quality Control Standard Mixture, Revised

(2 components)

- Updated reference materials for GC analysis of TPH in water.
- Determination of hydrocarbon oil index—applicable to drinking, surface, waste, and treated water.

diesel #2 (additive-free)  
motor oil (additive-free bp 325–460 or C18–C32 retention time range)

500 µg/mL each in acetone, 1 mL/ampul (1 mL is enough mix to spike one 900 mL quality control sample). Total hydrocarbon concentration is 1,000 µg/mL.

cat.# 31641 (ea.)

#### Quality Control Standard Mixture (2 components)

- For GC analysis of total petroleum hydrocarbons (TPH) in water.
- Environmentally safer than previous methods.
- Calibration standard available as Diesel #2/motor oil and Diesel #2/mineral oil.

diesel #2 (additive-free)  
mineral oil (additive-free [i.e., USP grade] bp 391–522 or C24–C40 retention time range)

500 µg/mL each in acetone, 1 mL/ampul (1 mL is enough mix to spike one quality control sample). Total hydrocarbon concentration is 1,000 µg/mL.

cat.# 31631 (ea.)

Restek Offers a Full  
Line of Certified  
Reference Materials

See pages 438–439.



[www.restek.com/iso](http://www.restek.com/iso)



## Disinfection By-Products

### Disinfection By-Product and Chlorinated Solvents Mix

(19 components)

bromochloroacetonitrile	dichloroacetonitrile
bromodichloromethane	1,1-dichloro-2-propanone
bromoform	tetrachloroethylene
carbon tetrachloride	trichloroacetonitrile
chloroform	1,1,1-trichloroethane
chloropicrin	1,1,2-trichloroethane
dibromoacetonitrile	trichloroethylene
dibromochloromethane	1,2,3-trichloropropane
1,2-dibromo-3-chloropropane (DBCP)	1,1,1-trichloro-2-propanone
1,2-dibromoethane (EDB)	

2,000 µg/mL each in acetone, 1 mL/ampul

cat.# 30615 (ea.)

### Chloral Hydrate

1,000 µg/mL in acetonitrile, 1 mL/ampul

cat.# 30609 (ea.)

### Disinfection By-Product Mix (7 components)

bromochloroacetonitrile	1,1-dichloro-2-propanone
chloropicrin	trichloroacetonitrile
dibromoacetonitrile	1,1,1-trichloro-2-propanone
dichloroacetonitrile	

2,000 µg/mL each in acetone, 1 mL/ampul

cat.# 30616 (ea.)

## Drinking Water Odor

### Drinking Water Odor Standard (2 components)

- Reference mix of the two most common odor-causing compounds.
- Convenient concentration for purge-and-trap analysis: 100 µg/mL in methanol.

Unpleasant odor in drinking water is associated with the growth and decay of microorganisms. The threshold value for these compounds is low (10 ppt) and purge-and-trap analyses usually are used to quantify them.

(+/-)-geosmin  
2-methylisoborneol

100 µg/mL in P&T methanol, 1 mL/ampul

cat.# 30608 (ea.)

## Ethylene Oxide

### Ethylene Oxide

500 µg/mL in dimethyl sulfoxide, 1 mL/ampul

cat.# 36005 (ea.)

50 mg/mL in methylene chloride, 1 mL/ampul

cat.# 30620 (ea.)

**NEW!**

Ethylene oxide is available in other solvents and concentrations. Request your custom formulation at [www.restek.com/solutions](http://www.restek.com/solutions)

**NEW!**

Compound Index  
for Reference  
Standards

See pages 730–736.





## Explosives

### Method 529 (Nitroaromatics & Nitramines)

#### 529 Internal Standard Mix

3,4-dinitrotoluene

2,000 µg/mL in ethyl acetate, 1 mL/ampul

cat.# 33901 (ea.)

#### 529 Surrogate Standard #1

2-nitromesitylene

2,000 µg/mL in methanol, 1 mL/ampul

cat.# 33902 (ea.)

#### 529 Surrogate Standard #2

1,2,4-trimethyl-5-nitrobenzene

2,000 µg/mL in methanol, 1 mL/ampul

cat.# 33903 (ea.)

#### 529 Surrogate Standard #3

nitrobenzene-d5

2,000 µg/mL in methylene chloride, 1 mL/ampul

cat.# 31044 (ea.)

### Nitroaromatics and Nitramine Explosives in Drinking Water (14 components)

3,5-dinitroaniline  
1,3-dinitrobenzene  
2-amino-4,6-dinitrotoluene  
4-amino-2,6-dinitrotoluene  
2,4-dinitrotoluene  
2,6-dinitrotoluene  
nitrobenzene

2-nitrotoluene  
3-nitrotoluene  
4-nitrotoluene  
RDX  
tetryl  
1,3,5-trinitrobenzene  
2,4,6-trinitrotoluene

1,000 µg/mL each in acetonitrile, 1 mL/ampul

cat.# 33900 (ea.)

Meet all DOT requirements. Available only to customers or distributors inside the 48 contiguous United States; items may not be resold for export.

### Method 609 (Nitroaromatics/Isophorone)

#### 609 Nitroaromatics & Isophorone Calibration Mix

(4 components)

2,4-dinitrotoluene  
isophorone  
2,6-dinitrotoluene  
nitrobenzene

2,000 µg/mL each in hexane, 1 mL/ampul

cat.# 31033 (ea.)

### Method 8095 (Explosives by GC)

#### 8095 Surrogate

3,4-dinitrotoluene

1,000 µg/mL in methanol, 1 mL/ampul

cat.# 31452 (ea.)

#### 8095 Surrogate

2-methyl-4-nitroaniline

1,000 µg/mL in methanol, 1 mL/ampul

cat.# 31612 (ea.)

#### 8095 Matrix Spike Mix A (10 components)

2-amino-4,6-dinitrotoluene	HMX*
4-amino-2,6-dinitrotoluene	RDX
1,3-dinitrobenzene	tetryl
2,4-dinitrotoluene	1,3,5-trinitrobenzene
2,6-dinitrotoluene	2,4,6-trinitrotoluene

200 µg/mL each in acetonitrile (\*HMX at 2,000 µg/mL), 1 mL/ampul

cat.# 31609 (ea.)

Meet all DOT requirements. Available only to customers or distributors inside the 48 contiguous United States; items may not be resold for export.

#### 8095 Matrix Spike Mix B (7 components)

3,5-dinitroaniline*	3-nitrotoluene
nitrobenzene	4-nitrotoluene
nitroglycerine	PETN
2-nitrotoluene	

1,000 µg/mL each in acetonitrile (\*3,5-dinitroaniline at 200 µg/mL), 1 mL/ampul

cat.# 31610 (ea.)

Meet all DOT requirements. Available only to customers or distributors inside the 48 contiguous United States; items may not be resold for export.

#### 8095 Calibration Mix A (10 components)

2-amino-4,6-dinitrotoluene	HMX
4-amino-2,6-dinitrotoluene	RDX
1,3-dinitrobenzene	tetryl
2,4-dinitrotoluene	1,3,5-trinitrobenzene
2,6-dinitrotoluene	2,4,6-trinitrotoluene

1,000 µg/mL each in acetonitrile, 1 mL/ampul

cat.# 31607 (ea.)

Meet all DOT requirements. Available only to customers or distributors inside the 48 contiguous United States; items may not be resold for export.

#### 8095 Calibration Mix B (7 components)

3,5-dinitroaniline*	3-nitrotoluene
nitrobenzene	4-nitrotoluene
nitroglycerine	PETN
2-nitrotoluene	

5,000 µg/mL each in acetonitrile (\*3,5-dinitroaniline at 1,000 µg/mL), 1 mL/ampul

cat.# 31608 (ea.)

Meet all DOT requirements. Available only to customers or distributors inside the 48 contiguous United States; items may not be resold for export.



Explosives, *cont.*

Method 8095 (Explosives by GC), *cont.*

Single-Component Explosives Solutions

Volume is 1 mL/ampul. Concentration is µg/mL.

Compound	CAS #	Solvent	Conc.	cat. #
2-amino-4,6-dinitrotoluene	35572-78-2	ACN	1,000	31670
4-amino-2,6-dinitrotoluene	19406-51-0	ACN	1,000	31671
ammonium picrate*	131-74-8	ACN	2,000	31890
3,5-dinitroaniline	618-87-1	ACN	1,000	31661
1,2-dinitrobenzene	528-29-0	M	1,000	31453
1,3-dinitrobenzene	99-65-0	ACN	1,000	31662
2,4-dinitrotoluene	121-14-2	ACN	1,000	31663
2,6-dinitrotoluene	606-20-2	ACN	1,000	31664
3,4-dinitrotoluene	610-39-9	EA	2,000	33901
3,4-dinitrotoluene	610-39-9	M	1,000	31452
EGDN*	628-96-6	M	1,000	31601
HMX*	2691-41-0	ACN	1,000	31665
2-methyl-4-nitroaniline	99-55-8	M	1,000	31612
nitrobenzene	98-95-3	ACN	1,000	31657
nitroglycerin*	55-63-0	M	1,000	31498
nitroguanidine*	556-88-7	M	1,000	31602
2-nitrotoluene	88-72-2	ACN	1,000	31659
3-nitrotoluene	99-08-1	ACN	1,000	31660
4-nitrotoluene	99-99-0	ACN	1,000	31658
PETN (pentaerythritol tetranitrate)*	78-11-5	M	1,000	31600
picric acid*	88-89-1	M	1,000	31499
propylene glycol dinitrate (PGDN)	6423-43-4	M	1,000	31821
RDX*	121-82-4	ACN	1,000	31666
tetryl*	479-45-8	ACN	1,000	31667
1,3,5-trinitrobenzene*	99-35-4	ACN	1,000	31668
2,4,6-trinitrotoluene*	118-96-7	ACN	1,000	31669

ACN = acetonitrile; EA = ethyl acetate; M = methanol

\*Meet all DOT requirements. Available only to customers or distributors inside the 48 contiguous United States; items may not be resold for export.

References (Not available from Restek)

<sup>1</sup>U.S. Environmental Protection Agency. Test Methods for Evaluating Solid Waste, Physical/Chemical Methods. SW-846, Proposed Draft Update IVB, Office of Solid Waste, Washington, DC, 1999.

<sup>2</sup>M. E. Walsh, T. Ranney, J. Chromatogr. Sci., Vol. 36, pp. 406–416, August 1998.

Method 8330 (Nitroaromatics and Nitramines by LC)

8330 Internal Standard

3,4-dinitrotoluene

1,000 µg/mL in methanol, 1 mL/ampul

cat.# 31452 (ea.)

8330 Internal Standard

1,4-dinitrobenzene

2,000 µg/mL in acetonitrile, 1 mL/ampul

cat.# 33205 (ea.)

8330 Surrogate

1,2-dinitrobenzene

1,000 µg/mL in methanol, 1 mL/ampul

cat.# 31453 (ea.)

Method 8330 (Nitroaromatics and Nitramines by LC), *cont.*

8330B Nitroaromatics and Nitramine Mix

(17 components)\*

2-amino-4,6-dinitrotoluene	2-nitrotoluene
4-amino-2,6-dinitrotoluene	3-nitrotoluene
3,5-dinitroaniline	4-nitrotoluene
1,3-dinitrobenzene	PETN
2,4-dinitrotoluene	RDX
2,6-dinitrotoluene	tetryl
HMX	1,3,5-trinitrobenzene
nitrobenzene	2,4,6-trinitrotoluene
nitroglycerin	

1,000 µg/mL each in acetonitrile, 1 mL/ampul

cat.# 33204 (ea.)

Nitroaromatics and Nitramine Explosives by LC

(14 components)\*

1,3-dinitrobenzene	2-nitrotoluene
2-amino-4,6-dinitrotoluene	3-nitrotoluene
4-amino-2,6-dinitrotoluene	4-nitrotoluene
2,4-dinitrotoluene	RDX
2,6-dinitrotoluene	tetryl
HMX	1,3,5-trinitrobenzene
nitrobenzene	2,4,6-trinitrotoluene

1,000 µg/mL each in acetonitrile, 1 mL/ampul

cat.# 33905 (ea.)

8330 Calibration Mix #1 (7 components)\*

1,3-dinitrobenzene	RDX
2,4-dinitrotoluene	1,3,5-trinitrobenzene
HMX	2,4,6-trinitrotoluene
nitrobenzene	

1,000 µg/mL each in acetonitrile, 1 mL/ampul

cat.# 31450 (ea.)

8330 Calibration Mix #2 (7 components)\*

2-amino-4,6-dinitrotoluene	3-nitrotoluene
4-amino-2,6-dinitrotoluene	4-nitrotoluene
2,6-dinitrotoluene	tetryl
2-nitrotoluene	

1,000 µg/mL each in acetonitrile, 1 mL/ampul

cat.# 31451 (ea.)

\*Meet all DOT requirements. Available only to customers or distributors inside the 48 contiguous United States; items may not be resold for export.

did you know?

When you order reference materials for Method 8330, be aware that obtaining pure, neat compounds for standards can be very difficult. Some of these commercial-grade materials contain desensitizing agents such as beeswax, water, or other manufacturing by-products. Many are shipped wet and must be carefully dried before preparation.

To ensure the highest quality standards, Restek's Quality Control (QC) lab confirms the chemical identity and purity of mixture components and solvents using one or more of the following techniques: GC-FID, HPLC, GC-ECD, GC-MS, LC-MS, refractive index, and melting point. All compounds are 98% pure or higher.

## Gases

### 624 Calibration Mix #1 (gases) (5 components)

bromomethane	trichlorofluoromethane (CFC-11)
chloroethane	vinyl chloride
chloromethane	

2,000 µg/mL each in P&T methanol, 1 mL/ampul  
cat.# 30020 (ea.)

### tech tip

#### Achieving the Best Results From Gas Standards

In order to achieve the best results from gas standards, proper handling and storage of gas solutions is of vital importance. Use the following tips to help ensure trouble-free performance:

- Before opening the sealed ampul, warm it to room temperature and invert ampul several times. This will redissolve any gases that may have migrated into the headspace of the ampul.
- When diluting a gas standard, always add it to a solvent. Adding the gas standard to an empty vessel prior to adding solvent will result in the loss of gas compounds.
- When diluting a gas standard in solvent, make sure the pipette or needle tip is directly above, or immersed below, the solvent surface.
- We recommend that any unused portion of gas standard be disposed of after it has been removed from the sealed ampul. If it is necessary to store the unused portion, place it into a tightly capped vial and store it in the freezer.
- We recommend that any gas solutions that have been stored outside of a sealed ampul be disposed of after seven days.

### BTEX Gas Mix (6 components)

benzene	<i>m</i> -xylene
ethylbenzene	<i>o</i> -xylene
toluene	<i>p</i> -xylene

1 ppm in nitrogen, 104 liters @ 1,800 psi  
cat.# 34414 (ea.)

1 ppm in nitrogen, 110 liters @ 1,800 psi  
cat.# 26361 (ea.)

1 ppm in nitrogen, 110 liters @ 1,800 psi (Pi-marked cylinder)  
cat.# 34414-PI (ea.)

100 ppb in nitrogen, 104 liters @ 1,800 psi  
cat.# 34428 (ea.)

100 ppb in nitrogen, 110 liters @ 1,800 psi  
cat.# 26362 (ea.)

100 ppb in nitrogen, 110 liters @ 1,800 psi (Pi-marked cylinder)  
cat.# 34428-PI (ea.)

No data pack available.



### cylinder design

Cylinder Construction: aluminum  
Cylinder Fitting: CGA-180 outlet

#### Spectra (Linde) 104 L Cylinders:

Size: 8 x 24 cm  
Volume/Pressure:  
104 liters of gas  
@ 1,800 psi  
Weight: 1.5 lb/0.7 kg



#### Scotty (Air Liquide) 110 L Cylinders:

Size: 8.3 x 29.5 cm  
Volume/Pressure:  
110 liters of gas  
@ 1,800 psi  
Weight: 2.2 lb/1 kg  
U.S. DOT Specs: 3AL2216



## Method 8240 (Volatile Organic Compounds [VOCs])

### 502.2 Calibration Mix #1 (gases) (6 components)

bromomethane	dichlorodifluoromethane (CFC-12)
chloroethane	trichlorofluoromethane (CFC-11)
chloromethane	vinyl chloride

200 µg/mL each in P&T methanol, 1 mL/ampul  
cat.# 30439 (ea.)

2,000 µg/mL each in P&T methanol, 1 mL/ampul  
cat.# 30042 (ea.)



For more gas calibration standards,

See pages 418–423.

### Japan Calibration Mix (9 components)

acrylonitrile	dichloromethane
benzene	tetrachloroethylene
1,3-butadiene	trichloroethylene
chloroform	vinyl chloride
1,2-dichloroethane	

1 ppm in nitrogen, 104 liters @ 1,800 psi  
cat.# 34418 (ea.)

1 ppm in nitrogen, 110 liters @ 1,800 psi  
cat.# 26367 (ea.)

1 ppm in nitrogen, 110 liters @ 1,800 psi (Pi-marked cylinder)  
cat.# 34418-PI (ea.)

No data pack available.



Gas standards are subject to hazardous materials shipping fees by most freight carriers. All calibration gas standards are nonreturnable due to DOT hazardous shipping requirements.

## Gasoline

### Gasoline Surrogate and Internal Standards

Volume is 1 mL/ampul. Concentration is µg/mL.

Compound	CAS #	Solvent	Conc.	cat.#
4-bromofluorobenzene	460-00-4	PTM	2,500	30067
4-bromofluorobenzene	460-00-4	PTM	10,000	30082
1-chlorooctane	111-85-3	PTM	10,000	30084
$\alpha,\alpha,\alpha$ -trifluorotoluene	98-08-8	PTM	2,500	30068
$\alpha,\alpha,\alpha$ -trifluorotoluene	98-08-8	PTM	10,000	30083

Recommended Internal Standard (PID) for EPA GRO Method

Compound	CAS #	Solvent	Conc.	cat.#
1-chloro-4-fluorobenzene	352-33-0	PTM	2,500	30066

PTM = Purge-and-trap grade methanol

### Unleaded Gasoline Standard

Prepared from a single-source (one-refinery) product.

unleaded gasoline: unweathered

5,000 µg/mL in P&T methanol, 1 mL/ampul

cat.# 30096 (ea.)

### Unleaded Gasoline Composite Standard

2,500 µg/mL in P&T methanol, 1 mL/ampul

cat.# 30081 (ea.)

50,000 µg/mL in P&T methanol, 1 mL/ampul

cat.# 30205 (ea.)

50,000 µg/mL in P&T methanol, 5 mL/ampul

cat.# 30206 (ea.)

## Petroleum Volatile Organic Compounds (PVOC), Gasoline Range Organics (GRO) & Benzene-Toluene-Ethylbenzene-Xylenes (BTEX)

### PVOC Mix (California) (7 components)

benzene	<i>m</i> -xylene
ethylbenzene	<i>o</i> -xylene
methyl <i>tert</i> -butyl ether (MTBE)	<i>p</i> -xylene
toluene	

1,000 µg/mL each in P&T methanol, 1 mL/ampul

cat.# 30231 (ea.)

### PVOC/GRO Mix (Wisconsin) (10 components)

benzene	1,2,4-trimethylbenzene
ethylbenzene	1,3,5-trimethylbenzene
methyl <i>tert</i> -butyl ether (MTBE)	<i>m</i> -xylene
naphthalene	<i>o</i> -xylene
toluene	<i>p</i> -xylene

1,000 µg/mL each in P&T methanol, 1 mL/ampul

cat.# 30095 (ea.)

### GRO Mix (9 components)

benzene	1,2,4-trimethylbenzene
ethylbenzene	2,2,4-trimethylpentane (isooctane)
3-methylpentane	<i>m</i> -xylene
naphthalene	<i>o</i> -xylene
toluene	

1,000 µg/mL each in P&T methanol, 1 mL/ampul

cat.# 30069 (ea.)

## Petroleum Volatile Organic Compounds (PVOC), Gasoline Range Organics (GRO) & Benzene-Toluene-Ethylbenzene-Xylenes (BTEX), cont.

### GRO Mix (EPA) (9 components)

benzene	500 µg/mL	1,2,4-trimethylbenzene	1,000
ethylbenzene	500	2,2,4-trimethylpentane	1,500
heptane	500	<i>m</i> -xylene	1,000
2-methylpentane	1,500	<i>o</i> -xylene	1,000
toluene	1,500		

In P&T methanol, 1 mL/ampul

cat.# 30065 (ea.)

### BTEX Standard (6 components)

benzene	<i>m</i> -xylene
ethylbenzene	<i>o</i> -xylene
toluene	<i>p</i> -xylene

200 µg/mL each in P&T methanol, 1 mL/ampul

cat.# 30051 (ea.)

2,000 µg/mL each in P&T methanol, 1 mL/ampul

cat.# 30213 (ea.)

2,000 µg/mL each in P&T methanol (*m*- & *p*-xylene at 1,000 µg/mL), 1 mL/ampul

cat.# 30488 (ea.)

### Gasoline Component Standard (10 components)

benzene	500 µg/mL	1,2,4-trimethylbenzene	1,000
ethylbenzene	500	2,2,4-trimethylpentane	1,500
heptane	500	<i>m</i> -xylene	1,000
2-methylpentane	1,500	<i>o</i> -xylene	1,000
toluene	1,500	<i>p</i> -xylene	1,000

10,000 µg/mL total in P&T methanol, 1 mL/ampul

cat.# 30486 (ea.)

### Certified BTEX in Unleaded Gas Composite Standard

(9 components)

#### Certified for:

benzene*	toluene*
ethylbenzene*	<i>m</i> -xylene*
isopropyl benzene*	<i>o</i> -xylene*
methyl <i>tert</i> -butyl ether (MTBE)*	<i>p</i> -xylene*
naphthalene*	

5,500 ppm gasoline in P&T methanol, 1 mL/ampul

cat.# 30237 (ea.)

\*Concentration differs from lot to lot. See online certificate of analysis for certified concentrations.

### Certified Aromatics in Gasoline (16 components)

#### Certified for:

benzene*	<i>n</i> -propylbenzene*
ethylbenzene*	toluene*
<i>m</i> -ethyltoluene*	1,2,3-trimethylbenzene*
<i>o</i> -ethyltoluene*	1,2,4-trimethylbenzene*
<i>p</i> -ethyltoluene*	1,3,5-trimethylbenzene*
isopropylbenzene*	<i>m</i> -xylene*
methyl <i>tert</i> -butyl ether (MTBE)*	<i>o</i> -xylene*
naphthalene*	<i>p</i> -xylene*

5,500 ppm gasoline in P&T methanol, 1 mL/ampul

cat.# 30485 (ea.)

\*Concentration differs from lot to lot. See online certificate of analysis for certified concentrations.

## Glycols

### Glycols Standard (2 components)

ethylene glycol  
propylene glycol

50,000 µg/mL each in DI water, 1 mL/ampul

cat.# 30471 (ea.)

## Haloacetic Acids

### Methods 552, 552.1, 552.2, 552.3 (Haloacetic Acids and Dalapon)

#### Internal Standards and Surrogates for Method 552

Volume is 1 mL/ampul. Concentration is µg/mL.

Compound	CAS #	Solvent	Conc.	cat.#
Internal Standard				
1,2,3-trichloropropane	96-18-4	MTBE	1,000	31648

#### Surrogates for Method 552, 552.1

2,3-dichloropropionic acid	565-64-0	MTBE	1,000	31650
3,5-dichlorobenzoic acid	51-36-5	MTBE	1,000	31652
3,5-dichlorobenzoic acid methyl ester	2905-67-1	MTBE	1,000	31649
2,3-dichloropropionic acid methyl ester	3674-09-7	MTBE	1,000	31651

#### Surrogates for Method 552.2

2-bromopropionic acid	598-72-1	MTBE	1,000	31653
2,3-dibromopropionic acid	600-05-5	MTBE	1,000	31655
methyl-2,3-dibromopropionate	1729-67-5	MTBE	1,000	31656

#### Surrogates for Method 552.3

2-bromobutanoic acid	80-58-0	MTBE	2,000	31881
2-bromobutyrate	3196-15-4	MTBE	2,000	31882

MTBE = methyl *tert*-butyl ether

### Haloacetic Acid Mix (9 components)

bromochloroacetic acid	monobromoacetic acid
bromodichloroacetic acid	monochloroacetic acid
chlorodibromoacetic acid	tribromoacetic acid
dibromoacetic acid	trichloroacetic acid
dichloroacetic acid	

1,000 µg/mL each in methyl *tert*-butyl ether, 1 mL/ampul

cat.# 31896 (ea.)

### Haloacetic Acid Mix #1 (6 components)

bromochloroacetic acid	monobromoacetic acid
dibromoacetic acid	monochloroacetic acid
dichloroacetic acid	trichloroacetic acid

2,000 µg/mL each in methyl *tert*-butyl ether, 1 mL/ampul

cat.# 31644 (ea.)

## Haloacetic Acids, *cont.*

### Methods 552, 552.1, 552.2, 552.3 (Haloacetic Acids and Dalapon), *cont.*

#### Haloacetic Acid Methyl Ester Mix #1 (6 components)

methyl bromochloroacetate	methyl monobromoacetate
methyl dibromoacetate	methyl monochloroacetate
methyl dichloroacetate	methyl trichloroacetate

1,000 µg/mL each in methyl *tert*-butyl ether, 1 mL/ampul

cat.# 31645 (ea.)

#### Haloacetic Acid Mix #2 (9 components)

bromochloroacetic acid	400 µg/mL	monobromoacetic acid	400
bromodichloroacetic acid	400	monochloroacetic acid	600
chlorodibromoacetic acid	1,000	tribromoacetic acid	2,000
dibromoacetic acid	200	trichloroacetic acid	200
dichloroacetic acid	600		

In methyl *tert*-butyl ether, 1 mL/ampul

cat.# 31646 (ea.)

#### Haloacetic Acid Methyl Ester Mix #2 (9 components)

methyl bromochloroacetate	400 µg/mL	methyl monobromoacetate	400
methyl bromodichloroacetate	400	methyl monochloroacetate	600
methyl chlorodibromoacetate	1,000	methyl tribromoacetate	2,000
methyl dibromoacetate	200	methyl trichloroacetate	200
methyl dichloroacetate	600		

In methyl *tert*-butyl ether, 1 mL/ampul

cat.# 31647 (ea.)

### Dalapon (2,2-dichloropropionic acid)

1,000 µg/mL in acetonitrile, 1 mL/ampul

cat.# 32432 (ea.)

1,000 µg/mL in methanol, 1 mL/ampul

cat.# 32253 (ea.)

2,000 µg/mL in methanol, 1 mL/ampul

cat.# 32056 (ea.)

### Dalapon Methyl Ester

1,000 µg/mL in methanol, 1 mL/ampul

cat.# 32254 (ea.)

2,000 µg/mL in hexane, 1 mL/ampul

cat.# 32057 (ea.)

## Haloethers

### 611 Haloethers Calibration Mix (5 components)

bis(2-chloroethoxy)methane	4-bromophenyl phenyl ether
bis(2-chloroethyl)ether	4-chlorophenyl phenyl ether
bis(2-chloroisopropyl)ether	

2,000 µg/mL each in acetone, 1 mL/ampul

cat.# 31034 (ea.)





## Herbicides, Chloroacetanilide Herbicide Degradates

### Method 535 (Chloroacetanilide Herbicide Degradates)

#### Method 535 Internal Standard

butachlor ESA sodium salt  
100 µg/mL in methanol, 1 mL/ampul  
cat.# 33202 (ea.)

#### Method 535 Surrogate Standard

dimethachlor ESA sodium salt  
100 µg/mL in methanol, 1 mL/ampul  
cat.# 33203 (ea.)

#### Method 535 Individual Compounds

Volume is 1 mL/ampul. Concentration is µg/mL.

Compound	CAS #	Solvent	Conc.	cat.#
acetochlor ESA sodium salt	187022-11-3	M	100	33092
acetochlor OA	184992-44-4	M	100	33094
alachlor ESA sodium salt	142363-53-9	M	100	33096
alachlor OA	171262-17-2	M	100	33099
metolachlor ESA sodium salt	171118-09-5	M	100	33200
metolachlor OA	152019-73-3	M	100	33201

M = methanol

## Herbicides, Chlorinated Acid

### Method 515, 515.4 (Chlorinated Acid Herbicides)

#### Herbicide Internal Standard

4,4'-dibromooctafluorobiphenyl  
250 µg/mL in hexane, 1 mL/ampul  
cat.# 32053 (ea.)

2,000 µg/mL in methylene chloride, 1 mL/ampul  
cat.# 31040 (ea.)

2,000 µg/mL in methyl *tert*-butyl ether, 1 mL/ampul  
cat.# 31856 (ea.)

#### Herbicide Surrogate

##### Free Acid Form

2,4-dichlorophenylacetic acid (2,4-DCAA)  
200 µg/mL in methanol, 1 mL/ampul  
cat.# 32049 (ea.)

1,000 µg/mL in acetone, 1 mL/ampul  
cat.# 32439 (ea.)

##### Derivatized Form

2,4-dichlorophenyl acetic acid methyl ester (DCAA methyl ester)  
200 µg/mL in hexane, 1 mL/ampul  
cat.# 32050 (ea.)

### Method 515, 515.4 (Chlorinated Acid Herbicides), *cont.*

#### Herbicide Lab Performance Check Mix (5 components)

dinoseb methyl ether	4 µg/mL	3,5-dichlorobenzoic acid	
DCAA methyl ester	500	methyl ester	600
4,4'-dibromooctafluorobiphenyl	250	4-nitroanisole	1,600

In methyl *tert*-butyl ether, 1 mL/ampul  
cat.# 32063 (ea.)

#### Herbicide Mix #1 (7 components)

##### Free Acid Form

2,4-D	dicamba
2,4-DB	dichlorprop
2,4,5-T	dinoseb
2,4,5-TP	

200 µg/mL each in methanol, 1 mL/ampul  
cat.# 32054 (ea.)

##### Derivatized Form

2,4-D methyl ester	dicamba methyl ester
2,4-DB methyl ester	dichlorprop methyl ester
2,4,5-T methyl ester	dinoseb methyl ester
2,4,5-TP methyl ester	

200 µg/mL each in hexane, 1 mL/ampul  
cat.# 32055 (ea.)

#### Herbicide Mix #2

##### Free Acid Form

dalapon  
1,000 µg/mL in acetonitrile, 1 mL/ampul  
cat.# 32432 (ea.)

1,000 µg/mL in methanol, 1 mL/ampul  
cat.# 32253 (ea.)

2,000 µg/mL in methanol, 1 mL/ampul  
cat.# 32056 (ea.)

##### Derivatized Form

dalapon methyl ester  
2,000 µg/mL in hexane, 1 mL/ampul  
cat.# 32057 (ea.)

1,000 µg/mL in methanol, 1 mL/ampul  
cat.# 32254 (ea.)

#### Herbicide Mix #4 (8 components)

##### Free Acid Form

acifluorfen	3,5-dichlorobenzoic acid
bentazon	4-nitrophenol
chloramben	pentachlorophenol
DCPA diacid	picloram

200 µg/mL each in methanol, 1 mL/ampul  
cat.# 32061 (ea.)

##### Derivatized Form

acifluorfen methyl ester	3,5-dichlorobenzoic acid methyl ester
bentazon methyl ester	4-nitroanisole
chloramben methyl ester	pentachloroanisole
DCPA (Dacthal)	picloram methyl ester

200 µg/mL each in hexane, 1 mL/ampul  
cat.# 32062 (ea.)



## Herbicides, Chlorinated Acid, *cont.*

### Method 515, 515.4

#### (Chlorinated Acid Herbicides), *cont.*

##### 515.4 Calibration Mix (16 components)

acifluorfen (Blazer)	50 µg/mL	3,5-dichlorobenzoic acid	50
bentazon	100	dichlorprop	100
chloramben	50	dinoseb	100
2,4-D	100	pentachlorophenol	10
dalapon	100	picloram	50
2,4-DB	100	quinclorac	50
DCPA diacid (tetrachloroterephthalic acid)	50	2,4,5-T	25
dicamba	50	2,4,5-TP (Silvex)	25
In acetone, 1 mL/ampul			
	cat.# 32443 (ea.)		

##### 515.4 Methylated Chlorinated Acids Mix

(16 components)

acifluorfen methyl ester	50 µg/mL	3,5-dichlorobenzoic acid methyl ester	50
bentazon methyl ester	100	dichlorprop methyl ester	100
chloramben methyl ester	50	dinoseb methyl ether	100
dalapon methyl ester	100	pentachloroanisole	10
2,4-D methyl ester	100	picloram methyl ester	50
2,4-DB methyl ester	100	quinclorac methyl ester	50
DCPA (Dacthal)	100	2,4,5-T methyl ester	25
dicamba methyl ester	50	2,4,5-TP (Silvex) methyl ester	25
In methyl <i>tert</i> -butyl ether, 1 mL/ampul			
	cat.# 32444 (ea.)		

### Method 555 (Chlorinated Acids) LC Mixes

#### Chlorinated Acids by LC, Mix A (8 components)

acifluorfen (Blazer)	dicamba
bentazon	dichlorprop
chloramben	picloram
2,4-D	2,4,5-TP (Silvex)
1,000 µg/mL each in acetonitrile, 1 mL/ampul	
	cat.# 32431 (ea.)

#### Chlorinated Acids by LC, Mix B (8 components)

2,4-DB	MCP (mecoprop)
3,5-dichlorobenzoic acid	4-nitrophenol
dinoseb	pentachlorophenol
MCPA	2,4,5-T
1,000 µg/mL each in acetonitrile, 1 mL/ampul	
	cat.# 32430 (ea.)

#### Chlorinated Acid Herbicide Mix (2 components)

2,4-dichlorophenoxyacetic acid (2,4-D)	
2,4,5-TP (Silvex)	
1,000 µg/mL each in acetonitrile, 1 mL/ampul	
	cat.# 32429 (ea.)

### Method 615 (Chlorinated Acid Herbicides)

#### Herbicide Surrogate

##### Free Acid Form

2,4-dichlorophenylacetic acid (2,4-DCAA)	
200 µg/mL in methanol, 1 mL/ampul	
	cat.# 32049 (ea.)
1,000 µg/mL in acetone, 1 mL/ampul	
	cat.# 32439 (ea.)

##### Derivatized Form

2,4-dichlorophenyl acetic acid methyl ester (DCAA methyl ester)	
200 µg/mL in hexane, 1 mL/ampul	
	cat.# 32050 (ea.)

#### Herbicide Mix #1 (7 components)

##### Free Acid Form

2,4-D	dicamba
2,4-DB	dichlorprop
2,4,5-T	dinoseb
2,4,5-TP	
200 µg/mL each in methanol, 1 mL/ampul	
	cat.# 32054 (ea.)

##### Derivatized Form

2,4-D methyl ester	dicamba methyl ester
2,4-DB methyl ester	dichlorprop methyl ester
2,4,5-T methyl ester	dinoseb methyl ester
2,4,5-TP methyl ester	
200 µg/mL each in hexane, 1 mL/ampul	
	cat.# 32055 (ea.)

#### Herbicide Mix #2

##### Free Acid Form

dalapon	
1,000 µg/mL in acetonitrile, 1 mL/ampul	
	cat.# 32432 (ea.)
1,000 µg/mL in methanol, 1 mL/ampul	
	cat.# 32253 (ea.)
2,000 µg/mL in methanol, 1 mL/ampul	
	cat.# 32056 (ea.)

##### Derivatized Form

dalapon methyl ester	
2,000 µg/mL in hexane, 1 mL/ampul	
	cat.# 32057 (ea.)
1,000 µg/mL in methanol, 1 mL/ampul	
	cat.# 32254 (ea.)

#### Herbicide Mix #3 (2 components)

##### Free Acid Form

MCPA	
MCP	
20,000 µg/mL each in methanol, 1 mL/ampul	
	cat.# 32058 (ea.)

##### Derivatized Form

MCPA methyl ester	
MCP methyl ester	
20,000 µg/mL each in hexane, 1 mL/ampul	
	cat.# 32059 (ea.)



**Herbicides, Chlorinated Acid, *cont.***

**Method 8150, 8151, 8151A  
(Chlorinated Acid Herbicides)**

**Herbicide Internal Standard**

4,4'-dibromooctafluorobiphenyl

250 µg/mL in hexane, 1 mL/ampul

cat.# 32053 (ea.)

2,000 µg/mL in methylene chloride, 1 mL/ampul

cat.# 31040 (ea.)

2,000 µg/mL in methyl *tert*-butyl ether, 1 mL/ampul

cat.# 31856 (ea.)

**Herbicide Surrogate**

**Free Acid Form**

2,4-dichlorophenylacetic acid (2,4-DCAA)

200 µg/mL in methanol, 1 mL/ampul

cat.# 32049 (ea.)

1,000 µg/mL in acetone, 1 mL/ampul

cat.# 32439 (ea.)

**Derivatized Form**

2,4-dichlorophenyl acetic acid methyl ester (DCAA methyl ester)

200 µg/mL in hexane, 1 mL/ampul

cat.# 32050 (ea.)

**Herbicide Mix #1 (7 components)**

**Free Acid Form**

2,4-D

dicamba

2,4-DB

dichlorprop

2,4,5-T

dinoseb

2,4,5-TP

200 µg/mL each in methanol, 1 mL/ampul

cat.# 32054 (ea.)

**Derivatized Form**

2,4-D methyl ester

dicamba methyl ester

2,4-DB methyl ester

dichlorprop methyl ester

2,4,5-T methyl ester

dinoseb methyl ether

2,4,5-TP methyl ester

200 µg/mL each in hexane, 1 mL/ampul

cat.# 32055 (ea.)

**Herbicide Mix #2**

**Free Acid Form**

dalapon

1,000 µg/mL in acetonitrile, 1 mL/ampul

cat.# 32432 (ea.)

1,000 µg/mL in methanol, 1 mL/ampul

cat.# 32253 (ea.)

2,000 µg/mL in methanol, 1 mL/ampul

cat.# 32056 (ea.)

**Derivatized Form**

dalapon methyl ester

2,000 µg/mL in hexane, 1 mL/ampul

cat.# 32057 (ea.)

1,000 µg/mL in methanol, 1 mL/ampul

cat.# 32254 (ea.)

**Herbicide Mix #3 (2 components)**

**Free Acid Form**

MCPA

MCPP

20,000 µg/mL each in methanol, 1 mL/ampul

cat.# 32058 (ea.)

**Derivatized Form**

MCPA methyl ester

MCPP methyl ester

20,000 µg/mL each in hexane, 1 mL/ampul

cat.# 32059 (ea.)

**MCPA**

1,000 µg/mL in methanol, 1 mL/ampul

cat.# 32269 (ea.)

**MCPP**

1,000 µg/mL in methanol, 1 mL/ampul

cat.# 32271 (ea.)

**Herbicide Mix #4 (8 components)**

**Free Acid Form**

acifluorfen

3,5-dichlorobenzoic acid

bentazon

4-nitrophenol

chloramben

pentachlorophenol

DCPA diacid

picloram

200 µg/mL each in methanol, 1 mL/ampul

cat.# 32061 (ea.)

**Derivatized Form**

acifluorfen methyl ester

3,5-dichlorobenzoic acid methyl ester

bentazon methyl ester

4-nitroanisole

chloramben methyl ester

pentachloroanisole

DCPA (Dacthal)

picloram methyl ester

200 µg/mL each in hexane, 1 mL/ampul

cat.# 32062 (ea.)

**Picloram**

1,000 µg/mL in methanol, 1 mL/ampul

cat.# 32265 (ea.)

**3,5-Dichlorobenzoic Acid Surrogate Standard**

1,000 µg/mL in methyl *tert*-butyl ether, 1 mL/ampul

cat.# 31652 (ea.)

**3,5-Dichlorobenzoic Acid Methyl Ester Surrogate Standard**

1,000 µg/mL in methyl *tert*-butyl ether, 1 mL/ampul

cat.# 31649 (ea.)

1,000 µg/mL in methanol, 1 mL/ampul

cat.# 32264 (ea.)



## Herbicides, Chlorinated Acid, *cont.*

### Method 8321 (Chlorinated Acids by LC)

#### Chlorinated Acids by LC, Mix A (8 components)

acifluorfen (Blazer)	dicamba
bentazon	dichlorprop
chloramben	picloram
2,4-D	2,4,5-TP (Silvex)

1,000 µg/mL each in acetonitrile, 1 mL/ampul

cat.# 32431 (ea.)

#### Chlorinated Acids by LC, Mix B (8 components)

2,4-DB	MCPP (mecoprop)
3,5-dichlorobenzoic acid	4-nitrophenol
dinoseb	pentachlorophenol
MCPA	2,4,5-T

1,000 µg/mL each in acetonitrile, 1 mL/ampul

cat.# 32430 (ea.)

#### Chlorinated Acid Herbicide Mix (2 components)

2,4-dichlorophenoxyacetic acid (2,4-D)  
2,4,5-TP (Silvex)

1,000 µg/mL each in acetonitrile, 1 mL/ampul

cat.# 32429 (ea.)

#### Dalapon (2,2-dichloropropionic acid)

1,000 µg/mL in acetonitrile, 1 mL/ampul

cat.# 32432 (ea.)

1,000 µg/mL in methanol, 1 mL/ampul

cat.# 32253 (ea.)

2,000 µg/mL in methanol, 1 mL/ampul

cat.# 32056 (ea.)

## Herbicides, Phenoxyacid

### Canadian Drinking Water Phenoxyacid Herbicides Mix (11 components)

bromoxynil	pentachlorophenol
2,4-D	picloram
dicamba	2,4,5-T
2,4-dichlorophenol	2,3,4,6-tetrachlorophenol
diclofop methyl	2,4,6-trichlorophenol
dinoseb	

1,000 µg/mL each in acetone, 1 mL/ampul

cat.# 31868 (ea.)

### Method 1311 (Toxicity Characteristics Leaching Procedure [TCLP])

#### TCLP Herbicide Mix (2 components)

2,4-D (free acid)  
Silvex (free acid)

2,000 µg/mL each in methanol, 1 mL/ampul

cat.# 32014 (ea.)

## Herbicides, Glyphosate

### Method 547 (Glyphosate)

#### Glyphosate Standard

1,000 µg/mL in DI water, 1 mL/ampul

cat.# 32426 (ea.)

1,000 µg/mL in DI water, 5 mL/ampul

cat.# 32427 (ea.)

#### AMPA (glyphosate metabolite)

aminomethyl phosphonic acid (AMPA)

100 µg/mL in DI water, 1 mL/ampul

cat.# 32428 (ea.)

## Herbicides, Paraquat/Diquat

### Method 549.2 (Paraquat/Diquat)

#### Paraquat & Diquat Calibration Mix (2 components)

diquat dibromide  
paraquat dichloride

1,000 µg/mL each in water, 1 mL/ampul

cat.# 32437 (ea.)

**NEW!**

Compound Index  
for Reference  
Standards

See pages 730–736.



## Herbicides, Triazines

### Canadian Drinking Water Triazine Herbicides Mix

(7 components)

alachlor	metribuzin
atrazine	prometryne
cyanazine (Bladex)	simazine
metolachlor	

500 µg/mL each in acetone, 1 mL/ampul

cat.# 31864 (ea.)

### Desethyl-atrazine

1,000 µg/mL in acetone, 1 mL/ampul

cat.# 32445 (ea.)

### Desisopropylatrazine

1,000 µg/mL in acetone, 1 mL/ampul

cat.# 32446 (ea.)

### Terbutylazine

1,000 µg/mL in acetone, 1 mL/ampul

cat.# 32447 (ea.)

### Propazine

1,000 µg/mL in acetone, 1 mL/ampul

cat.# 32448 (ea.)

### Prometryne

1,000 µg/mL in acetone, 1 mL/ampul

cat.# 32449 (ea.)

Restek Offers a Full Line of Certified Reference Materials

See **pages 438–439**.



[www.restek.com/iso](http://www.restek.com/iso)

## Hormones

### Method 539 (Hormones in Drinking Water)

#### EPA 539 Calibration Stock Standard (7 components)

- Contains the seven hormones listed in EPA Method 539 at the appropriate concentrations.
- Certified reference material (CRM) manufactured and QC-tested in Restek's ISO-accredited labs—satisfy your ISO requirements.
- Also available: UCMR3 Method 539 calibration standard with concentrations of 10–400 µg/mL to more conveniently match UCMR3 requirements (cat.# 32461).

4-androstene-3,17-dione	CAS # 63-05-8	100 µg/mL
equilin	CAS # 474-86-2	200
17-beta-estradiol	CAS # 50-28-2	250
estriol	CAS # 50-27-1	200
estrone	CAS # 53-16-7	200
17-alpha-ethynylestradiol	CAS # 57-63-6	350
testosterone	CAS # 58-22-0	100

In acetonitrile, 1 mL/ampul

cat.# 31998 (ea.)



#### UCMR3 Method 539 Calibration Standard

(7 components)

- Contains the seven hormones listed in EPA Method 539 at concentrations suited for Unregulated Contaminant Monitoring Rule 3 (UCMR3) screening.
- Ideal for the analysis of finished drinking water as outlined in UCMR3, which requires monitoring of all public drinking water systems with 10,000 or more customers.
- Certified reference material (CRM) manufactured and QC-tested in Restek's ISO-accredited labs—satisfy your ISO requirements.
- Also available: EPA 539 calibration stock standard with concentrations of 100–350 µg/mL to more conveniently match EPA requirements (cat.# 31998).

4-androstene-3,17-dione	CAS # 63-05-8	30 µg/mL
equilin	CAS # 474-86-2	400
17-beta-estradiol	CAS # 50-28-2	40
estriol	CAS # 50-27-1	80
estrone	CAS # 53-16-7	200
17-alpha-ethynylestradiol	CAS # 57-63-6	90
testosterone	CAS # 58-22-0	10

In acetonitrile, 1 mL/ampul

cat.# 32461 (ea.)





## Hydrocarbons, Aromatic

### Method 602 (Purgeable Aromatics)

#### 602 Purgeable Aromatics Calibration Mix

(7 components)

benzene	1,4-dichlorobenzene
chlorobenzene	ethylbenzene
1,2-dichlorobenzene	toluene
1,3-dichlorobenzene	

2,000 µg/mL each in P&T methanol, 1 mL/ampul  
cat.# 30035 (ea.)

### Method 8020 (Aromatic Volatile Organics)

#### Internal and Surrogate Standards for Method 8020

Volume is 1 mL/ampul. Concentration is µg/mL.

Compound	CAS #	Solvent	Conc.	cat.#
4-bromofluorobenzene	460-00-4	PTM	2,000	30026
1,4-difluorobenzene	540-36-3	PTM	2,000	30032
fluorobenzene	462-06-6	PTM	2,000	30030
α,α,α-trifluorotoluene	98-08-8	PTM	2,000	30048

PTM = Purge-and-trap grade methanol

#### 8020A Calibration Mix (10 components)

benzene	ethylbenzene
chlorobenzene	toluene
1,2-dichlorobenzene	<i>m</i> -xylene
1,3-dichlorobenzene	<i>o</i> -xylene
1,4-dichlorobenzene	<i>p</i> -xylene

2,000 µg/mL each in P&T methanol, 1 mL/ampul  
cat.# 30222 (ea.)

### Method 609 (Nitroaromatics/Isophorone)

#### 609 Nitroaromatics & Isophorone Calibration Mix

(4 components)

2,4-dinitrotoluene	2,6-dinitrotoluene
isophorone	nitrobenzene

2,000 µg/mL each in hexane, 1 mL/ampul  
cat.# 31033 (ea.)

## Hydrocarbons, Halogenated

### Method 611 (Haloethers)

#### 611 Haloethers Calibration Mix (5 components)

bis(2-chloroethoxy)methane	4-bromophenyl phenyl ether
bis(2-chloroethyl)ether	4-chlorophenyl phenyl ether
bis(2-chloroisopropyl)ether	

2,000 µg/mL each in acetone, 1 mL/ampul  
cat.# 31034 (ea.)

### Method 612 (Chlorinated Hydrocarbons)

#### 612 Chlorinated Hydrocarbons Calibration Mix

(9 components)

2-chloronaphthalene	hexachlorobutadiene
1,2-dichlorobenzene	hexachlorocyclopentadiene
1,3-dichlorobenzene	hexachloroethane
1,4-dichlorobenzene	1,2,4-trichlorobenzene
hexachlorobenzene	

2,000 µg/mL each in isooctane, 1 mL/ampul  
cat.# 31035 (ea.)

### Method 624 (Purgeable Halocarbons)

#### Volatiles MegaMix® Standard, EPA Method 624 (26 components)

MEGAMIX®

benzene	1,1-dichloroethene
bromodichloromethane	<i>trans</i> -1,2-dichloroethene
bromoform	1,2-dichloropropane
carbon tetrachloride	<i>cis</i> -1,3-dichloropropene
chlorobenzene	<i>trans</i> -1,3-dichloropropene
2-chloroethyl vinyl ether	ethylbenzene
chloroform	methylene chloride
dibromochloromethane	1,1,2,2-tetrachloroethane
1,2-dichlorobenzene	tetrachloroethene
1,3-dichlorobenzene	toluene
1,4-dichlorobenzene	1,1,1-trichloroethane
1,1-dichloroethane	1,1,2-trichloroethane
1,2-dichloroethane	trichloroethene

2,000 µg/mL each in P&T methanol, 1 mL/ampul  
cat.# 30497 (ea.)

#### 624 Internal Standard Mix (3 components)

bromochloromethane
2-bromo-1-chloropropane
1,4-dichlorobutane

1,500 µg/mL each in P&T methanol, 1 mL/ampul  
cat.# 30023 (ea.)

#### 624 Surrogate Standard Mix (3 components)

4-bromofluorobenzene
fluorobenzene
pentafluorobenzene

2,000 µg/mL each in P&T methanol, 1 mL/ampul  
cat.# 30243 (ea.)



## Hydrocarbons, Halogenated, *cont.*

### Method 624 (Purgeable Halocarbons), *cont.*

#### Surrogate Standard (2 components)

4-bromofluorobenzene  
 $\alpha, \alpha, \alpha$ -trifluorotoluene  
 2,500  $\mu\text{g/mL}$  each in P&T methanol, 1 mL/ampul  
 cat.# 30484 (ea.)

#### 624 Calibration Mix #1 (gases) (5 components)

bromomethane  
 chloroethane  
 chloromethane  
 trichlorofluoromethane (CFC-11)  
 vinyl chloride  
 2,000  $\mu\text{g/mL}$  each in P&T methanol, 1 mL/ampul  
 cat.# 30020 (ea.)

#### 624 Calibration Mix #2 (12 components)

benzene  
 carbon tetrachloride  
 chlorobenzene  
 2-chloroethyl vinyl ether  
 dibromochloromethane  
 1,1-dichloroethane  
 1,1-dichloroethene  
 1,2-dichloropropane  
 methylene chloride  
 tetrachloroethene  
 1,1,2-trichloroethane  
 trichloroethene  
 2,000  $\mu\text{g/mL}$  each in P&T methanol, 1 mL/ampul  
 cat.# 30021 (ea.)

#### 624 Calibration Mix #3 (14 components)

bromodichloromethane  
 bromoform  
 chloroform  
 1,2-dichlorobenzene  
 1,3-dichlorobenzene  
 1,4-dichlorobenzene  
 1,2-dichloroethane  
*trans*-1,2-dichloroethene  
*cis*-1,3-dichloropropene  
*trans*-1,3-dichloropropene  
 ethylbenzene  
 1,1,2,2-tetrachloroethane  
 toluene  
 1,1,1-trichloroethane  
 2,000  $\mu\text{g/mL}$  each in P&T methanol, 1 mL/ampul  
 cat.# 30022 (ea.)

**NEW!**

Compound Index  
 for Reference  
 Standards

See pages 730–736.



### Method 8010 (Halogenated Volatile Organics)

#### 502.2 Calibration Mix #1 (gases) (6 components)

bromomethane  
 chloroethane  
 chloromethane  
 dichlorodifluoromethane (CFC-12)  
 trichlorofluoromethane (CFC-11)  
 vinyl chloride  
 200  $\mu\text{g/mL}$  each in P&T methanol, 1 mL/ampul  
 cat.# 30439 (ea.)  
 2,000  $\mu\text{g/mL}$  each in P&T methanol, 1 mL/ampul  
 cat.# 30042 (ea.)

#### 8010A Calibration Mix #2 (15 components)

benzyl chloride  
 bromodichloromethane  
 bromoform  
 carbon tetrachloride  
 chlorobenzene  
 1,2-dichlorobenzene  
 1,3-dichlorobenzene  
 1,1-dichloroethene  
*trans*-1,2-dichloroethene  
*cis*-1,3-dichloropropene  
*trans*-1,3-dichloropropene  
 methylene chloride  
 tetrachloroethene  
 trichloroethene  
 1,2,3-trichloropropane  
 2,000  $\mu\text{g/mL}$  each in P&T methanol, 1 mL/ampul  
 cat.# 30056 (ea.)

#### 8010A Calibration Mix #3 (13 components)

bromobenzene  
 2-chloroethyl vinyl ether  
 chloroform  
 dibromochloromethane  
 dibromomethane  
 1,4-dichlorobenzene  
 1,1-dichloroethane  
 1,2-dichloroethane  
 1,2-dichloropropane  
 1,1,1,2-tetrachloroethane  
 1,1,2,2-tetrachloroethane  
 1,1,1-trichloroethane  
 1,1,2-trichloroethane  
 2,000  $\mu\text{g/mL}$  each in P&T methanol, 1 mL/ampul  
 cat.# 30057 (ea.)

Note: Method 8010 does not specify internal standards to be used. The analyst must select appropriate internal standards based on the particular samples being analyzed. Potential internal standards are available. See pages 440–445.

#### BTEX Standard (6 components)

benzene  
 ethylbenzene  
 toluene  
*m*-xylene  
*o*-xylene  
*p*-xylene  
 200  $\mu\text{g/mL}$  each in P&T methanol, 1 mL/ampul  
 cat.# 30051 (ea.)  
 2,000  $\mu\text{g/mL}$  each in P&T methanol, 1 mL/ampul  
 cat.# 30213 (ea.)  
 2,000  $\mu\text{g/mL}$  each in P&T methanol (*m*- & *p*-xylene at 1,000  $\mu\text{g/mL}$ ), 1 mL/ampul  
 cat.# 30488 (ea.)

### Method 8011 (1,2-Dibromoethane, 1,2-Dibromo-3-chloropropane)

#### 8011 Calibration Mix—EDB/DBCP (2 components)

1,2-dibromo-3-chloropropane (DBCP)  
 1,2-dibromoethane (EDB)  
 2,000  $\mu\text{g/mL}$  each in P&T methanol, 1 mL/ampul  
 cat.# 30062 (ea.)

## Hydrocarbons, Polycyclic Aromatic (PAHs)

### Method 610

#### (Polycyclic Aromatic Hydrocarbons [PAHs])

##### SV Calibration Mix #5 / 610 PAH Mix (16 components)

acenaphthene	chrysene
acenaphthylene	dibenzo(a,h)anthracene
anthracene	fluoranthene
benzo(a)anthracene	fluorene
benzo(a)pyrene	indeno(1,2,3-cd)pyrene
benzo(b)fluoranthene	naphthalene
benzo(k)fluoranthene	phenanthrene
benzo(ghi)perylene	pyrene

2,000 µg/mL each in methylene chloride, 1 mL/ampul  
cat.# 31011 (ea.)

##### 610 PAH Calibration Mix A (16 components)

For LC-fluorescence detection.

acenaphthene	1,000 µg/mL	chrysene	500
acenaphthylene	1,000	dibenzo(a,h)anthracene	500
anthracene	1,000	fluoranthene	500
benzo(a)anthracene	500	fluorene	1,000
benzo(a)pyrene	500	indeno(1,2,3-cd)pyrene	500
benzo(b)fluoranthene	500	naphthalene	1,000
benzo(k)fluoranthene	500	phenanthrene	500
benzo(ghi)perylene	500	pyrene	500

In methylene chloride, 1 mL/ampul

cat.# 31264 (ea.)

##### 610 PAH Calibration Mix B (16 components)

For LC-UV detection.

acenaphthene	1,000 µg/mL	chrysene	100
acenaphthylene	2,000	dibenzo(a,h)anthracene	200
anthracene	100	fluoranthene	200
benzo(a)anthracene	100	fluorene	200
benzo(a)pyrene	100	indeno(1,2,3-cd)pyrene	100
benzo(b)fluoranthene	200	naphthalene	1,000
benzo(k)fluoranthene	100	phenanthrene	100
benzo(ghi)perylene	200	pyrene	100

In methylene chloride:methanol (1:1), 1 mL/ampul

cat.# 31455 (ea.)

### Method 8100

#### (Polycyclic Aromatic Hydrocarbons [PAHs])

##### PAH Supplement Mix for Method 8100 (8 components)

benzo(j)fluoranthene	dibenzo(a,e)pyrene
dibenzo(a,h)acridine	dibenzo(a,h)pyrene
dibenzo(a,j)acridine	dibenzo(a,i)pyrene
7H-dibenzo(c,g)carbazole	3-methylcholanthrene

1,000 µg/mL each in methylene chloride, 1 mL/ampul

cat.# 31857 (ea.)

##### SV Calibration Mix #5 / 610 PAH Mix (16 components)

See cat.# 31011 (above).

### Method 8310

#### (Polycyclic Aromatic Hydrocarbons [PAHs])

##### EPA Method 8310 PAH Mixture (18 components)

acenaphthene	dibenzo(a,h)anthracene
acenaphthylene	fluoranthene
anthracene	fluorene
benzo(a)anthracene	indeno(1,2,3-cd)pyrene
benzo(a)pyrene	1-methylnaphthalene
benzo(b)fluoranthene	2-methylnaphthalene
benzo(ghi)perylene	naphthalene
benzo(k)fluoranthene	phenanthrene
chrysene	pyrene

500 µg/mL each in acetonitrile, 1 mL/ampul

cat.# 31841 (ea.)

##### EPA Method 8310 Surrogate Standard

decafluorobiphenyl

1,000 µg/mL in acetonitrile, 1 mL/ampul

cat.# 31842 (ea.)

##### EPA Method 8310 Quality Control Check

(18 components)

acenaphthene	100 µg/mL	dibenzo(a,h)anthracene	10
acenaphthylene	100	fluoranthene	10
anthracene	100	fluorene	100
benzo(a)anthracene	10	indeno(1,2,3-cd)pyrene	10
benzo(a)pyrene	10	1-methylnaphthalene	100
benzo(b)fluoranthene	10	2-methylnaphthalene	100
benzo(ghi)perylene	10	naphthalene	100
benzo(k)fluoranthene	5	phenanthrene	100
chrysene	10	pyrene	10

In acetonitrile, 1 mL/ampul

cat.# 31843 (ea.)

##### 8270 Calibration Mix #5, Revised (18 components)

acenaphthene	dibenzo(a,h)anthracene
acenaphthylene	fluoranthene
anthracene	fluorene
benzo(a)anthracene	indeno(1,2,3-cd)pyrene
benzo(a)pyrene	1-methylnaphthalene
benzo(b)fluoranthene	2-methylnaphthalene
benzo(ghi)perylene	naphthalene
benzo(k)fluoranthene	phenanthrene
chrysene	pyrene

2,000 µg/mL each in methylene chloride, 1 mL/ampul

cat.# 31995 (ea.)



##### Certified PAHs in Diesel (7 components)

acenaphthene*	2-methylnaphthalene*
acenaphthylene*	naphthalene*
fluorene*	phenanthrene*
1-methylnaphthalene*	

50,000 ppm diesel #2 in methylene chloride, 1 mL/ampul

cat.# 31673 (ea.)

\*Concentration differs from lot to lot. See online certificate of analysis for certified concentrations.

Hydrocarbons, Polycyclic Aromatic (PAHs), *cont.*

Miscellaneous

**MA EPH Aromatic Hydrocarbon Standard**

(17 components)

acenaphthene	dibenzo(a,h)anthracene
acenaphthylene	fluoranthene
anthracene	fluorene
benzo(a)anthracene	indeno(1,2,3-cd)pyrene
benzo(a)pyrene	2-methylnaphthalene
benzo(b)fluoranthene	naphthalene
benzo(k)fluoranthene	phenanthrene
benzo(ghi)perylene	pyrene
chrysene	

1,000 µg/mL each in methylene chloride, 1 mL/ampul  
cat.# 31458 (ea.)

**MA Fractionation Surrogate Spike Mix** (2 components)

2-bromonaphthalene  
2-fluorobiphenyl

4,000 µg/mL each in hexane, 1 mL/ampul

cat.# 31480 (ea.)

**MA Fractionation Check Mix** (31 components)

**PAHs:**

acenaphthene  
acenaphthylene  
anthracene  
benzo(a)anthracene  
benzo(a)pyrene  
benzo(b)fluoranthene  
benzo(k)fluoranthene  
benzo(ghi)perylene  
chrysene  
dibenzo(a,h)anthracene  
fluoranthene  
fluorene  
indeno(1,2,3-cd)pyrene  
2-methylnaphthalene  
naphthalene  
phenanthrene  
pyrene

**Hydrocarbons:**

*n*-nonane (C9)  
*n*-decane (C10)  
*n*-dodecane (C12)  
*n*-tetradecane (C14)  
*n*-hexadecane (C16)  
*n*-octadecane (C18)  
*n*-nonadecane (C19)  
*n*-eicosane (C20)  
*n*-docosane (C22)  
*n*-tetracosane (C24)  
*n*-hexacosane (C26)  
*n*-octacosane (C28)  
*n*-triacontane (C30)  
*n*-hexatriacontane (C36)

25 µg/mL each in hexane, 1 mL/ampul

cat.# 31481 (ea.)

**NJDEP EPH 10/08 Rev. 2 Aromatics Fractionation Check Mix** (16 components)

acenaphthene	chrysene
acenaphthylene	dibenzo(a,h)anthracene
anthracene	fluoranthene
benzo(a)anthracene	fluorene
benzo(a)pyrene	indeno(1,2,3-cd)pyrene
benzo(b)fluoranthene	phenanthrene
benzo(ghi)perylene	pyrene
benzo(k)fluoranthene	1,2,3-trimethylbenzene

400 µg/mL each in hexane:toluene (50:50), 5 mL/ampul  
cat.# 30545 (ea.)

**NJDEP EPH 10/08 Rev. 2 Aromatics Matrix Spike Mix**

(18 components)

acenaphthene	dibenzo(a,h)anthracene
acenaphthylene	fluoranthene
anthracene	fluorene
benzo(a)anthracene	indeno(1,2,3-cd)pyrene
benzo(a)pyrene	2-methylnaphthalene
benzo(b)fluoranthene	naphthalene
benzo(ghi)perylene	phenanthrene
benzo(k)fluoranthene	pyrene
chrysene	1,2,3-trimethylbenzene

200 µg/mL each in acetone:toluene (50:50), 5 mL/ampul  
cat.# 30543 (ea.)

**WA EPH Aromatic Hydrocarbon Standard**

(18 components)

acenaphthene	dibenzo(a,h)anthracene
acenaphthylene	fluoranthene
anthracene	fluorene
benzo(a)anthracene	indeno(1,2,3-cd)pyrene
benzo(a)pyrene	2-methylnaphthalene
benzo(b)fluoranthene	naphthalene
benzo(k)fluoranthene	phenanthrene
benzo(ghi)perylene	pyrene
chrysene	1,2,3-trimethylbenzene

1,000 µg/mL each in methylene chloride, 1 mL/ampul  
cat.# 31469 (ea.)

**WA EPH Aromatic Hydrocarbon Mix** (6 components)

acenaphthene	pyrene
benzo(ghi)perylene	toluene
naphthalene	1,2,3-trimethylbenzene

1,000 µg/mL each in methylene chloride, 1 mL/ampul  
cat.# 31043 (ea.)

**Naphthalene-d8**

2,000 µg/mL in methylene chloride, 1 mL/ampul  
cat.# 31043 (ea.)

**Method 525.2 Fortification Recovery Standard**

*p*-terphenyl-d14

1,000 µg/mL in methylene chloride, 1 mL/ampul  
cat.# 31828 (ea.)



Restek Offers a Full Line of Certified Reference Materials



See pages 438–439.

[www.restek.com/iso](http://www.restek.com/iso)

## Hydrocarbons, Polycyclic Aromatic (PAHs), *cont.*

### Miscellaneous, *cont.*

#### SV Internal Standard Mix (6 components)

Each	15-pk.	25-pk.
acenaphthene-d10 chrysene-d12 1,4-dichlorobenzene-d4	naphthalene-d8 perylene-d12 phenanthrene-d10	
2,000 µg/mL each in methylene chloride, 1 mL/ampul 31206	31206.15	31206.25
4,000 µg/mL each in methylene chloride, 1 mL/ampul 31006	31006.15	31006.25

#### Revised SV Internal Standard Mix (7 components)

Each	15-pk.	25-pk.
acenaphthene-d10 chrysene-d12 1,4-dichlorobenzene-d4 1,4-dioxane-d8	naphthalene-d8 perylene-d12 phenanthrene-d10	
2,000 µg/mL each in methylene chloride, 1 mL/ampul 31885	31885.15	31885.25
4,000 µg/mL each in methylene chloride, 1 mL/ampul 31886	31886.15	31886.25

#### B/N Surrogate Mix (4/89 SOW) (3 components)

Each	15-pk.	25-pk.
2-fluorobiphenyl nitrobenzene-d5	<i>p</i> -terphenyl-d14	
1,000 µg/mL each in methylene chloride, 1 mL/ampul 31024	31024.15	31024.25
5,000 µg/mL each in methylene chloride, 1 mL/ampul 31062	31062.15	31062.25
5,000 µg/mL each in methylene chloride, 5 mL/ampul 31086	31086.15	31086.25
5,000 µg/mL each in methylene chloride, 10 mL/ampul 33028	33028.15	33028.25

#### Revised B/N Surrogate Mix (4 components)

Each	15-pk.	25-pk.
2-fluorobiphenyl nitrobenzene-d5	<i>p</i> -terphenyl-d14 pyrene-d10	
1,000 µg/mL each in methylene chloride, 1 mL/ampul 31887	31887.15	31887.25
5,000 µg/mL each in methylene chloride, 1 mL/ampul 31888	31888.15	31888.25
5,000 µg/mL each in methylene chloride, 5 mL/ampul 31889	31889.15	31889.25

## Hydrocarbons, Petroleum

### Fuels & Products

#### Aviation Gas

##### Aviation Gas Standard

100-octane, low-lead fuel used in piston-type aircraft.

2,500 µg/mL in P&T methanol, 1 mL/ampul cat.# 30094 (ea.)	
50,000 µg/mL in P&T methanol, 1 mL/ampul cat.# 30207 (ea.)	

## Hydrocarbons, Petroleum, *cont.*

### Fuels & Products, *cont.*

#### BTEX

See page 458.

#### Creosote Oil

##### Creosote Oil Standard

- For total petroleum hydrocarbon pattern recognition of creosote oil.
- High concentration—50,000 µg/mL in methylene chloride.

Creosote oil, a widely used wood preservative produced by distilling coal tar, contains chemicals that are classified as carcinogens (e.g., benzo(a)pyrene).

50,000 µg/mL in methylene chloride, 1 mL/ampul cat.# 31838 (ea.)
---

#### Diesel

See pages 458–459.

#### Fuel Oil

##### Fuel Oil #4 Standard

Fuel oil #4 is typically used in limited applications in which the fuel cannot be preheated prior to burning. The fuel is a blend of distillate (fuel oil #2) and residual (fuel oil #6) to meet ASTM viscosity specifications. The fuel oil #4 used to prepare this mixture has a kinematic viscosity of 21.9 at 38 °C (100 °F), measured using ASTM D-445.

5,000 µg/mL in methylene chloride, 1 mL/ampul cat.# 31216 (ea.)
50,000 µg/mL in methylene chloride, 1 mL/ampul cat.# 31244 (ea.)

##### Fuel Oil #5 Standard

Fuel oil #5 is typically used in applications in which there is little or no preheating of the fuel prior to burning. A blend of distillate (fuel oil #2) and residual (fuel oil #6), the fuel oil #5 used to prepare this mixture has a kinematic viscosity of 106.5 at 38 °C (100 °F), measured using ASTM D-445.

5,000 µg/mL in methylene chloride, 1 mL/ampul cat.# 31217 (ea.)
50,000 µg/mL in methylene chloride, 1 mL/ampul cat.# 31246 (ea.)





## Hydrocarbons, Petroleum, *cont.*

### Fuels & Products, *cont.*

#### Fuel Oil, *cont.*

##### Fuel Oil #6 Standard

This fuel, sometimes called bunker C or residual, is a black viscous oil. Applications in which it may be used require the ability to preheat the fuel prior to pumping and burning.

5,000 µg/mL in methylene chloride, 1 mL/ampul	cat.# 31218 (ea.)
50,000 µg/mL in methylene chloride, 1 mL/ampul	cat.# 31248 (ea.)
50,000 µg/mL in methylene chloride, 5 mL/ampul	cat.# 31249 (ea.)

##### Fuel Oil Degradation Mix (4 components)

Subsurface degradation of fuel oil spills can be estimated by examining the ratios of C17/pristane and C18/phytane.<sup>1</sup> To assist in identifying these four compounds from the complex fuel oil analysis, we offer a product that contains these compounds for retention time determination.

heptadecane (C17)	
octadecane (C18)	
pristane (2,6,10,14-tetramethylpentadecane)	
phytane (2,6,10,14-tetramethylhexadecane)	
2,000 µg/mL each in methylene chloride, 1 mL/ampul	cat.# 31240 (ea.)

<sup>1</sup>Interpretation of Gas Chromatographic Data in Subsurface Hydrocarbon Investigations, R. Senn and M. Johnson, Ground Water Monitoring Review, Winter 1987.

#### Gasoline

See page 464.

#### Hydraulic Oil

##### Hydraulic Oil Standard

- For total petroleum hydrocarbon pattern recognition of hydraulic oil.
- High concentration—50,000 µg/mL in methylene chloride.

50,000 µg/mL in methylene chloride, 1 mL/ampul	cat.# 31839 (ea.)
--	-------------------

#### Jet Fuel

##### JP-4 Military Fuel Standard

5,000 µg/mL in methylene chloride, 1 mL/ampul	cat.# 31219 (ea.)
50,000 µg/mL in methylene chloride, 1 mL/ampul	cat.# 31250 (ea.)
50,000 µg/mL in P&T methanol, 1 mL/ampul	cat.# 30472 (ea.)

##### JP-5 Military Fuel Standard

5,000 µg/mL in methylene chloride, 1 mL/ampul	cat.# 31220 (ea.)
50,000 µg/mL in methylene chloride, 1 mL/ampul	cat.# 31252 (ea.)

##### JP-8 Military Fuel Standard

5,000 µg/mL in methylene chloride, 1 mL/ampul	cat.# 31262 (ea.)
50,000 µg/mL in methylene chloride, 1 mL/ampul	cat.# 31254 (ea.)

#### Jet Fuel A Standard

5,000 µg/mL in methylene chloride, 1 mL/ampul	cat.# 31215 (ea.)
50,000 µg/mL in methylene chloride, 1 mL/ampul	cat.# 31242 (ea.)
50,000 µg/mL in methylene chloride, 5 mL/ampul	cat.# 31243 (ea.)

#### Kerosene

##### Kerosene Standard

Prepared from a single-source (one-refinery) product.

kerosene: unweathered

5,000 µg/mL in methylene chloride, 1 mL/ampul	cat.# 31229 (ea.)
---	-------------------

##### Kerosene Composite Standard

5,000 µg/mL in methylene chloride, 1 mL/ampul	cat.# 31094 (ea.)
50,000 µg/mL in methylene chloride, 1 mL/ampul	cat.# 31256 (ea.)
50,000 µg/mL in methylene chloride, 5 mL/ampul	cat.# 31257 (ea.)

#### Leaking Underground Storage Tank (LUST)

See pages 555–567.



## Hydrocarbons, Petroleum, *cont.*

### Fuels & Products, *cont.*

#### Mineral Spirits

There are four general types of mineral spirits, classified according to boiling point range (BPR):

- Type I (Stoddard solvent) BPR 149–182 °C
- Type II (high flash point) BPR 177–196 °C
- Type III (odorless) BPR 149–196 °C
- Type IV (low dry point) BPR 149–174 °C

We prepare our solutions from an equal-volume blend of Type I, II, and III mineral spirits.

#### Mineral Spirits Standards (Unweathered)

5,000 µg/mL in methylene chloride, 1 mL/ampul  
cat.# 31225 (ea.)

50,000 µg/mL in methylene chloride, 1 mL/ampul  
cat.# 31260 (ea.)

50,000 µg/mL in methylene chloride, 5 mL/ampul  
cat.# 31261 (ea.)

#### Stoddard Solvent Standard

Stoddard solvent is also known as Type I mineral spirits, Texsolve S, or Varsol® 1 mineral spirits. We offer this reference material for those who need to calibrate Stoddard solvent separately. This standard is dissolved in methanol for analysis by either direct injection or purge-and-trap.

10,000 µg/mL in P&T methanol, 1 mL/ampul  
cat.# 30487 (ea.)

#### Motor Oil

##### Motor Oil Composite Standard

Prepared from an equal-volume blend of 5W30, 10W30, 10W40, and 20W50 motor oils. After blending, a precisely weighed amount of the composite is added to a volumetric flask to produce the standard.

50,000 µg/mL in methylene chloride, 1 mL/ampul  
cat.# 31464 (ea.)

##### Used Motor Oil Composite Standard

Prepared from an equal-volume blend from five gasoline-powered vehicles (belonging to Restek employees). After blending, a precisely weighed amount of the composite is added to a volumetric flask to produce the standard.

50,000 µg/mL in methylene chloride, 1 mL/ampul  
cat.# 31465 (ea.)

#### Stoddard Solvent

See cat.# 30487 (left).

RESTEK  REFINED

## ASTM Reference Standards

Petroleum reference standards  
and mixes for ASTM methods

See pages 539–547.

[www.restek.com/astm](http://www.restek.com/astm)



Hydrocarbons, Petroleum, *cont.*

## Retention Time Markers

Used during initial sample screening to determine retention time windows for each petroleum product. Gasoline generally elutes in the window from C6 to C10 (or C12), and diesel fuel from C10 (or C12) to C24 (or C28). Retention above C24 (or C28) indicates oil or lubricant contamination.

## Leaking Underground Storage Tank Retention Time Standard (7 components)

<i>n</i> -hexane (C6)	<i>n</i> -octacosane (C28)
<i>n</i> -decane (C10)	<i>n</i> -triacontane (C30)
<i>n</i> -dodecane (C12)	<i>n</i> -tetracontane (C40)
<i>n</i> -tetracosane (C24)	

25 µg/mL each in methylene chloride, 1 mL/ampul  
cat.# 31200 (ea.)

## Retention Time Marker Standard (3 components)

<i>n</i> -decane (C10)	<i>n</i> -hexatriacontane (C36)
<i>n</i> -pentacosane (C25)	

1,000 µg/mL each in hexane, 1 mL/ampul  
cat.# 31637 (ea.)

## Retention Time Marker (3 components)

<i>n</i> -hexane (C6)	<i>n</i> -dodecane (C12)
<i>n</i> -decane (C10)	

1,000 µg/mL each in P&T methanol, 1 mL/ampul  
cat.# 30483 (ea.)

## TNRCC 1005 Retention Time Markers Mix

(4 components)

<i>n</i> -hexane (C6)	<i>n</i> -octacosane (C28)
<i>n</i> -dodecane (C12)	<i>n</i> -pentatriacontane (C35)

200 µg/mL each in pentane, 1 mL/ampul  
cat.# 31698 (ea.)

## TNRCC 1006 Retention Time Marker Mix (9 components)

<i>n</i> -hexane (C6)	<i>n</i> -hexadecane (C16)
<i>n</i> -heptane (C7)	<i>n</i> -heneicosane (C21)
<i>n</i> -octane (C8)	<i>n</i> -octacosane (C28)
<i>n</i> -decane (C10)	<i>n</i> -pentatriacontane (C35)
<i>n</i> -dodecane (C12)	

200 µg/mL in pentane, 1 mL/ampul  
cat.# 31814 (ea.)

## Retention Time Marker - Alaska (4 components)

<i>n</i> -hexane (C6)	<i>n</i> -pentacosane (C25)
<i>n</i> -decane (C10)	<i>n</i> -hexatriacontane (C36)

1,000 µg/mL in methylene chloride, 1 mL/ampul  
cat.# 31819 (ea.)

## Alternate Boiling Point/Carbon Number Distribution Marker Stock Standard (9 components)

<i>n</i> -hexane (C6)	<i>n</i> -heneicosane (C21)
<i>n</i> -octane (C8)	<i>n</i> -octacosane (C28)
<i>n</i> -decane (C10)	<i>n</i> -pentatriacontane (C35)
<i>n</i> -dodecane (C12)	<i>n</i> -hexatriacontane (C36)
<i>n</i> -hexadecane (C16)	

200 µg/mL each in pentane, 1 mL/ampul  
cat.# 31639 (ea.)

## CCME F1 Retention Time Marker (3 components)

<i>n</i> -decane (C10)	toluene
<i>n</i> -hexane (C6)	

2,000 µg/mL each in methanol, 1 mL/ampul  
cat.# 30611 (ea.)



## Hydrocarbons, Petroleum, *cont.*

### Total Petroleum Hydrocarbons (TPH)

#### Method 418.1 (Total Recoverable Petroleum Hydrocarbons [TRPH])

##### 418.1 Calibration Mix (3 components)

Method 418.1 is an infrared spectrophotometric method for determining Total Recoverable Petroleum Hydrocarbons (TRPH). Dilute this mixture 1:200 to make the stock mixture specified in section 6.5.2 of Method 418.1.

chlorobenzene	25.0% (v/v)
<i>n</i> -hexadecane	37.5%
isooctane	37.5%
1 mL/ampul	
	cat.# 30080 (ea.)

#### Miscellaneous

##### Glycols Standard (2 components)

ethylene glycol
propylene glycol
50,000 µg/mL each in DI water, 1 mL/ampul
cat.# 30471 (ea.)

##### NW TPH-Dx Surrogate Mix Standards

Volume is 1 mL/ampul. Concentration is µg/mL.

Compound	CAS #	Solvent	Conc.	cat.#
2-fluorobiphenyl	321-60-8	D	10,000	31096
<i>o</i> -terphenyl	84-15-1	D	10,000	31097
<i>p</i> -terphenyl	92-94-4	D	10,000	31095
pentacosane (C25)	629-99-2	D	10,000	31487

D = methylene chloride

##### TX TPH Locator Mix (3 components)

<i>n</i> -hexane (C6)	<i>n</i> -octacosane (C28)
<i>n</i> -decane (C10)	
200 µg/mL each in pentane, 1 mL/ampul	
	cat.# 31482 (ea.)

##### TX TPH Calibration Mix (2 components)

diesel fuel #2 composite
unleaded gasoline composite
10,000 µg/mL each in pentane, 1 mL/ampul
cat.# 31483 (ea.)

##### TX TPH Matrix Spike Mix (2 components)

diesel fuel #2 composite
unleaded gasoline composite
10,000 µg/mL each in P&T methanol, 1 mL/ampul
cat.# 31484 (ea.)

#### Miscellaneous, *cont.*

##### CCME PHC Calibration Mix (3 components)

- Meets CCME 2001 Petroleum Hydrocarbons in Soil Method—Tier 1.
- Primary reference calibration standards for quantification of four fractions.

<i>n</i> -decane (C10)	<i>n</i> -tetratriacontane (C34)
<i>n</i> -hexadecane (C16)	
5,000 µg/mL each in toluene, 1 mL/ampul	
	cat.# 31684 (ea.)

##### $\alpha, \alpha, \alpha$ -Trifluorotoluene

2,000 µg/mL in P&T methanol, 1 mL/ampul	cat.# 30048 (ea.)
2,500 µg/mL in P&T methanol, 1 mL/ampul	cat.# 30068 (ea.)
10,000 µg/mL in P&T methanol, 1 mL/ampul	cat.# 30083 (ea.)

##### 1-Chlorooctane

10,000 µg/mL in P&T methanol, 1 mL/ampul
cat.# 30084 (ea.)

##### 1-Chlorooctadecane

10,000 µg/mL in methylene chloride, 1 mL/ampul
cat.# 31098 (ea.)

#### Weathered Petrochemical Solutions

See pages 454–455.

**NEW!**

Compound Index  
for Reference  
Standards

See pages 730–736.



## Isocyanates

### ASTM Method D5836-03/OSHA 42, OSHA 47, NIOSH 5522 (Analysis of Isocyanates in Indoor Air by LC)

ASTM D5836 and OSHA 42 are test methods for determining 2,4-toluene diisocyanate (2,4-TDI) and 2,6-TDI in the workplace atmosphere. OSHA 47 is for 4,4'-methylenediphenyl isocyanate (4,4'-MDI) in indoor air, and NIOSH Method 5522 is for 2,4-TDI; 2,6-TDI; 4,4'-MDI; and 1,6-hexamethylene diisocyanate (1,6-HDI) in air. Restek offers the 1,-(2-pyridyl)piperzine (1-2pp) derivative.

### Isocyanates Singles

Volume is 1 mL/ampul. Concentration is µg/mL.

Compound	CAS #	Solvent	Conc.	cat.#
2,6-TDIP	195625-39-9	DMSO	1,000	33000
2,4-TDIP	72375-21-4	DMSO	1,000	33001
1,6-HDIP	72375-27-0	DMSO	1,000	33002
4,4'-MDIP	72375-24-7	DMSO	1,000	33003

DMSO = dimethyl sulfoxide

### Formaldehyde Oxazoladine

2,000 µg/mL in toluene, 1 mL/ampul

cat.# 33004 (ea.)

## Jet Fuel

See page 476.

## Kerosene

See page 476.

## Ketones

### VOA Calibration Mix #1 (ketones) (4 components)

acetone  
2-butanone (MEK)

2-hexanone  
4-methyl-2-pentanone (MIBK)

5,000 µg/mL each in P&T methanol:water (90:10), 1 mL/ampul  
cat.# 30006 (ea.)

### Ketones Mix, 524.2 Rev. 4.1 (5 components)

acetone  
2-butanone (MEK)  
1,1-dichloro-2-propanone

2-hexanone  
4-methyl-2-pentanone (MIBK)

5,000 µg/mL each in P&T methanol:water (90:10), 1 mL/ampul  
cat.# 30602 (ea.)

## Ketones, cont.

### Aldehyde-Ketone-DNPH TO-11A Calibration Mix

(15 components)

acetaldehyde-DNPH	hexaldehyde-DNPH
acetone-DNPH	isovaleraldehyde-DNPH
acrolein-DNPH	propionaldehyde-DNPH
benzaldehyde-DNPH	<i>m</i> -tolualdehyde-DNPH
<i>n</i> -butyraldehyde-DNPH	<i>o</i> -tolualdehyde-DNPH
crotonaldehyde-DNPH	<i>p</i> -tolualdehyde-DNPH
2,5-dimethylbenzaldehyde-DNPH	valeraldehyde-DNPH
formaldehyde-DNPH	

15 µg/mL each in acetonitrile, 1 mL/ampul\*

cat.# 31808 (ea.)

\*Concentration calculated as the aldehyde/ketone.

## Leaking Underground Storage Tank (LUST)

See pages 555–567.

## Nitriles

### 8240 Nitriles Mix (7 components)

acrylonitrile	methyl methacrylate
ethyl methacrylate	propionitrile
malononitrile	styrene
methacrylonitrile	

2,000 µg/mL each in P&T methanol, 1 mL/ampul

cat.# 30215 (ea.)

## Method 603 (Acrolein/Acrylonitrile)

### Acrolein/Acrylonitrile (2 components)

acrolein  
acrylonitrile

2,000 µg/mL each in DI water, 1 mL/ampul

cat.# 30600 (ea.)

Must ship overnight on ice.

This product has a limited shelf life. We recommend that you order only the ampul quantity that meets your immediate needs.

### Acrolein

5,000 µg/mL in P&T methanol, 1 mL/ampul

cat.# 30645 (ea.)

5,000 µg/mL in water, 1 mL/ampul

cat.# 30646 (ea.)

This product has a limited shelf life. We recommend that you order only the ampul quantity that meets your immediate needs.

### Acrylonitrile

2,000 µg/mL in P&T methanol, 1 mL/ampul

cat.# 30246 (ea.)

## Nitroaromatics & Nitramines

See pages 461 and 462.





## Nitrosamines

### Method 521 (Nitrosamines)

#### Nitrosamine Calibration Mix, Method 521

(7 components)

N-nitrosodiethylamine	N-nitrosomethylethylamine
N-nitrosodimethylamine	N-nitrosopiperidine
N-nitrosodi- <i>n</i> -butylamine	N-nitrosopyrrolidine
N-nitrosodi- <i>n</i> -propylamine	

1,000 µg/mL each in methylene chloride, 1 mL/ampul  
cat.# 31898 (ea.)

#### N-Nitrosodimethylamine-d6

1,000 µg/mL in methylene chloride, 1 mL/ampul  
cat.# 33910 (ea.)

#### N-Nitrosodi-*n*-propylamine-d14

1,000 µg/mL in methylene chloride, 1 mL/ampul  
cat.# 33911 (ea.)

### Method 522 (1,4-Dioxane)

#### Tetrahydrofuran-d8 Standard

2,000 µg/mL in P&T methanol, 1 mL/ampul  
cat.# 30112 (ea.)

#### 1,4-Dioxane-d8

2,000 µg/mL in P&T methanol, 1 mL/ampul  
cat.# 30614 (ea.)

#### 1,4-Dioxane

2,000 µg/mL in P&T methanol, 1 mL/ampul  
cat.# 30287 (ea.)  
2,000 µg/mL in methylene chloride, 1 mL/ampul  
cat.# 31853 (ea.)  
1.9 mg/mL in dimethyl sulfoxide, 1 mL/ampul  
cat.# 36294 (ea.)

### Method 607 (Nitrosamines)

#### 607 Nitrosamines Calibration Mix (3 components)

N-nitrosodimethylamine	N-nitrosodiphenylamine
N-nitroso-di- <i>n</i> -propylamine	

2,000 µg/mL each in methanol, 1 mL/ampul  
cat.# 31032 (ea.)

## Oil & Grease

### Method 1664 (Oil & Grease)

#### Method 1664 Oil & Grease Standard (2 components)

*n*-hexadecane (C16)  
stearic acid  
2,000 µg/mL each in acetone, 10 mL/ampul  
cat.# 31954 (ea.)



#### Method 1664 Oil & Grease Mix (2 components)

*n*-hexadecane (C16)  
stearic acid  
4,000 µg/mL each in acetone, 5 mL/ampul  
cat.# 31457 (ea.)



## EPA 521 & 522 Cartridge



- Activated charcoal for extraction of nitrosamines and dioxane in drinking water.
- Batch tested to ensure low background and consistent recoveries.
- High-quality polypropylene tubes and frits to minimize interference.
- Specially treated charcoal and frits to minimize fines that result in inconsistent recoveries.

See page 376.

Disks are also available on page 380.



## Pesticides, Carbamate

### Method 531.1, 531.2 (Carbamates)

#### 531.1 Internal Standard

4-bromo-3,5-dimethylphenyl-N-methylcarbamate (BDMC)

100 µg/mL in methanol, 1 mL/ampul

cat.# 32274 (ea.)

#### 531.1 Performance Check Mix (4 components)

aldicarb sulfoxide	100 µg/mL	3-hydroxycarbofuran	2
BDMC	10	methiocarb	20

In methanol, 1 mL/ampul

cat.# 32275 (ea.)

#### 531.1 Carbamate Pesticide Calibration Mixture

(10 components)

aldicarb	3-hydroxycarbofuran
aldicarb sulfone	methiocarb
aldicarb sulfoxide	methomyl
carbaryl (Sevin)	oxamyl
carbofuran	propoxur (Baygon)

100 µg/mL each in methanol, 1 mL/ampul

cat.# 32273 (ea.)

#### 531.2 Carbamate Pesticide Calibration Mixture

(11 components)

- Complete set of materials for N-methylcarbamoyloximes and N-methylcarbamates.
- New mix satisfies latest update of EPA Method 531.2.
- Formulated in acetonitrile for stability and convenience for LC analysis.

aldicarb	methiocarb
aldicarb sulfone	methomyl
aldicarb sulfoxide	1-naphthol
carbaryl (Sevin)	oxamyl
carbofuran	propoxur (Baygon)
3-hydroxycarbofuran	

100 µg/mL in acetonitrile, 1 mL/ampul

cat.# 32435 (ea.)

## Canada

### Canadian Drinking Water Carbamates Mix

(5 components)

aldicarb	carbofuran
bendiocarb	triallate
carbaryl (Sevin)	

100 µg/mL each in acetonitrile, 1 mL/ampul

cat.# 31865 (ea.)

## Pesticides, Chlorinated Disinfection By-Products, Pesticides & Herbicides

### Method 551 (Chlorinated Disinfection By-Products, Pesticides & Herbicides)

#### 551.1 Internal Standard

1-bromo-4-fluorobenzene

1,000 µg/mL in acetone, 1 mL/ampul

cat.# 31854 (ea.)

#### 551.1 Surrogate Standard

decafluorobiphenyl

1,000 µg/mL in acetone, 1 mL/ampul

cat.# 31855 (ea.)

#### Method 551.1 Pesticide/Herbicide Mix (16 components)

alachlor	heptachlor
atrazine	heptachlor epoxide (isomer B)
bromacil	hexachlorobenzene
cyanazine (Bladex)	hexachlorocyclopentadiene
endrin	methoxychlor
endrin aldehyde	metolachlor
endrin ketone	simazine
γ-BHC (lindane)	trifluralin

1,000 µg/mL each in acetone, 1 mL/ampul

cat.# 32438 (ea.)

#### Chloral Hydrate

1,000 µg/mL in acetonitrile, 1 mL/ampul

cat.# 30609 (ea.)

#### Disinfection By-Product and Chlorinated Solvents Mix

(19 components)

bromochloroacetonitrile	dichloroacetonitrile
bromodichloromethane	1,1-dichloro-2-propanone
bromoform	tetrachloroethylene
carbon tetrachloride	trichloroacetonitrile
chloroform	1,1,1-trichloroethane
chloropicrin	1,1,2-trichloroethane
dibromoacetonitrile	trichloroethylene
dibromochloromethane	1,2,3-trichloropropane
1,2-dibromo-3-chloropropane (DBCP)	1,1,1-trichloro-2-propanone
1,2-dibromoethane (EDB)	

2,000 µg/mL each in acetone, 1 mL/ampul

cat.# 30615 (ea.)

#### Disinfection By-Product Mix (7 components)

bromochloroacetonitrile	1,1-dichloro-2-propanone
chloropicrin	trichloroacetonitrile
dibromoacetonitrile	1,1,1-trichloro-2-propanone
dichloroacetonitrile	

2,000 µg/mL each in acetone, 1 mL/ampul

cat.# 30616 (ea.)



## Pesticides, Chlorinated/Organochlorine/Organohalide

### Method 508 (Chlorinated Pesticides)

#### 508.1 Internal Standard

pentachloronitrobenzene

100 µg/mL in ethyl acetate, 1 mL/ampul

cat.# 32091 (ea.)

#### 508.1 Surrogate

4,4'-dibromobiphenyl

500 µg/mL in ethyl acetate, 1 mL/ampul

cat.# 32092 (ea.)

#### 508.1 GC Degradation Check Mix (2 components)

4,4'-DDT

endrin

100 µg/mL each in ethyl acetate, 1 mL/ampul

cat.# 32093 (ea.)

#### 508 Performance Check Mix (4 components)

δ-BHC	0.4 µg/mL	chlorpyrifos	0.02
chlorothalonil	0.5	DCPA (Dacthal)	0.5

In methyl *tert*-butyl ether, 1 mL/ampul

cat.# 32045 (ea.)

#### 508.1 Calibration Mix #1 (17 components)

aldrin	endosulfan I
α-BHC	endosulfan II
β-BHC	endosulfan sulfate
δ-BHC	endrin
γ-BHC (lindane)	endrin aldehyde
4,4'-DDD	heptachlor
4,4'-DDE	heptachlor epoxide (isomer B)
4,4'-DDT	methoxychlor
dieldrin	

500 µg/mL each in ethyl acetate, 1 mL/ampul

cat.# 32094 (ea.)

#### 508.1 Calibration Mix #2 (11 components)

chlorobenzilate	hexachlorobenzene
<i>cis</i> -chlordane	<i>cis</i> -permethrin*
<i>trans</i> -chlordane	<i>trans</i> -permethrin*
chlorneb	propachlor
DCPA (Dacthal)	trifluralin
etridiazole	

500 µg/mL each in ethyl acetate, 1 mL/ampul

cat.# 32095 (ea.)

\*1,000 µg/mL total permethrin. Exact content of each isomer is listed on certificate of analysis.

#### 508.1 Calibration Mix #3 (8 components)

alachlor	hexachlorocyclopentadiene
atrazine	metolachlor
chlorothalonil	metribuzin
cyanazine	simazine

500 µg/mL each in ethyl acetate, 1 mL/ampul

cat.# 32096 (ea.)

#### Toxaphene Solutions

toxaphene

1,000 µg/mL in hexane, 1 mL/ampul

cat.# 32005 (ea.)

2,000 µg/mL in methanol, 1 mL/ampul

cat.# 32015 (ea.)

5,000 µg/mL in isooctane, 1 mL/ampul

cat.# 32071 (ea.)

#### Organochlorine Pesticide System Evaluation Mix

(2 components)

- Designed for daily assessment of system performance.
- Reveals active sites in the injection port and/or GC column.
- Prepared in MTBE—low expansion volume helps minimize backflash.

4,4'-DDT	200 µg/mL
endrin	100 µg/mL

In methyl *tert*-butyl ether, 1 mL/ampul

cat.# 32417 (ea.)

#### Decachlorobiphenyl, 508A

decachlorobiphenyl (BZ #209)

200 µg/mL in acetone, 1 mL/ampul

cat.# 32029 (ea.)

200 µg/mL in acetone, 5 mL/ampul

cat.# 32030 (ea.)

10 µg/mL in isooctane, 1 mL/ampul

cat.# 32289 (ea.)

#### 508.1 Pesticide Kit

Contains 1 mL each of these mixtures.

32045: 508 Performance Check Mix

32091: 508.1 Internal Standard Mix

32092: 508.1 Surrogate Mix

32093: 508.1 GC Degradation Check Mix

32094: 508.1 Calibration Mix #1

32095: 508.1 Calibration Mix #2

32096: 508.1 Calibration Mix #3

cat.# 32097 (kit)

kit



## Pesticides, Chlorinated/Organochlorine/Organohalide, *cont.*

### Method 508 (Chlorinated Pesticides), *cont.*

#### Endrin Standard

1,000 µg/mL in acetone, 1 mL/ampul  
cat.# 32463 (ea.)



#### Endrin Ketone Standard

1,000 µg/mL in acetone, 1 mL/ampul  
cat.# 32464 (ea.)



#### Endosulfan I Standard

1,000 µg/mL in acetone, 1 mL/ampul  
cat.# 32465 (ea.)



#### Endosulfan II Standard

1,000 µg/mL in acetone, 1 mL/ampul  
cat.# 32466 (ea.)



#### Endosulfan Sulfate Standard

1,000 µg/mL in acetone, 1 mL/ampul  
cat.# 32467 (ea.)



#### Endrin Aldehyde Standard

1,000 µg/mL in acetone, 1 mL/ampul  
cat.# 32468 (ea.)



### Method 505 (Organohalide Pesticides & PCBs)

#### 505 Organohalide Pesticide Mix (16 components)

aldrin	heptachlor
alachlor	heptachlor epoxide (isomer B)
atrazine	hexachlorobenzene
γ-BHC (lindane)	hexachlorocyclopentadiene
cis-chlordane	methoxychlor
trans-chlordane	cis-nonachlor
dieldrin	trans-nonachlor
endrin	simazine

200 µg/mL each in methanol, 1 mL/ampul  
cat.# 32024 (ea.)

#### Toxaphene Solutions

See cat.#s 32005, 32015, and 32071 on page 484.

### Method 608 (Organochlorine Pesticides & PCBs)

#### 608 Calibration Mix (16 components)

aldrin	dieldrin
α-BHC	endosulfan I
β-BHC	endosulfan II
δ-BHC	endosulfan sulfate
γ-BHC (lindane)	endrin
4,4'-DDD	endrin aldehyde
4,4'-DDE	heptachlor
4,4'-DDT	heptachlor epoxide (isomer B)

200 µg/mL each in hexane:toluene (1:1), 1 mL/ampul  
cat.# 32022 (ea.)

#### 608 Complete Kit

Contains 1 mL each of these mixtures.

32022: 608 Calibration Mix  
32006: Aroclor 1016  
32007: Aroclor 1221  
32008: Aroclor 1232  
32009: Aroclor 1242  
32010: Aroclor 1248  
32011: Aroclor 1254  
32012: Aroclor 1260  
32005: toxaphene  
32021: chlordane

cat.# 32060 (kit)

kit



## Custom Standards

Restek is your #1 source  
for custom reference standards!

- Made to your specifications.
- Quick quotations.
- Most reference standards shipped within 15 working days.
- The more you buy, the more you save.

[www.restek.com/solutions](http://www.restek.com/solutions)



Pesticides, Chlorinated/Organochlorine/Organohalide, *cont.*

Method 8080, 8081 (Chlorinated Pesticides)

**Organochlorine Pesticide Mix AB #1** (20 components)

aldrin		dieldrin	
α-BHC		endosulfan I	
β-BHC		endosulfan II	
δ-BHC		endosulfan sulfate	
γ-BHC (lindane)		endrin	
cis-chlordane		endrin aldehyde	
trans-chlordane		endrin ketone	
4,4'-DDD		heptachlor	
4,4'-DDE		heptachlor epoxide (isomer B)	
4,4'-DDT		methoxychlor	

200 µg/mL each in hexane:toluene (1:1), 1 mL/ampul  
cat.# 32291 (ea.)

**Organochlorine Pesticide Mix AB #2** (20 components)

aldrin	8 µg/mL	dieldrin	16
α-BHC	8	endosulfan I	8
β-BHC	8	endosulfan II	16
δ-BHC	8	endosulfan sulfate	16
γ-BHC (lindane)	8	endrin	16
cis-chlordane	8	endrin aldehyde	16
trans-chlordane	8	endrin ketone	16
4,4'-DDD	16	heptachlor	8
4,4'-DDE	16	heptachlor epoxide (isomer B)	8
4,4'-DDT	16	methoxychlor	80

In hexane:toluene (1:1), 1 mL/ampul

cat.# 32292 (ea.)

**Organochlorine Pesticide Mix AB #3** (20 components)

aldrin		dieldrin	
α-BHC		endosulfan I	
β-BHC		endosulfan II	
δ-BHC		endosulfan sulfate	
γ-BHC (lindane)		endrin	
cis-chlordane		endrin aldehyde	
trans-chlordane		endrin ketone	
4,4'-DDD		heptachlor	
4,4'-DDE		heptachlor epoxide (isomer B)	
4,4'-DDT		methoxychlor	

2,000 µg/mL each in hexane:toluene (1:1), 1 mL/ampul  
cat.# 32415 (ea.)

**Pesticide Surrogate Mix** (2 components)

decachlorobiphenyl	200 µg/mL
2,4,5,6-tetrachloro- <i>m</i> -xylene	100
200 µg/mL each in acetone, 1 mL/ampul	
cat.# 32000 (ea.)	
200 µg/mL each in acetone, 5 mL/ampul	
cat.# 32457 (ea.)	

**Pesticide Surrogate Mix** (2 components)

decachlorobiphenyl	200 µg/mL
2,4,5,6-tetrachloro- <i>m</i> -xylene	100
In acetone, 1 mL/ampul	
cat.# 32453 (ea.)	

**TCLP Pesticide Mix** (5 components)

γ-BHC (lindane)	heptachlor epoxide (isomer B)
endrin	methoxychlor
heptachlor	
2,000 µg/mL each in methanol, 1 mL/ampul	
cat.# 32013 (ea.)	

**TCLP Toxaphene Mix**

toxaphene
2,000 µg/mL in methanol, 1 mL/ampul
cat.# 32015 (ea.)

**TCLP Chlordane Mix**

chlordane
2,000 µg/mL in methanol, 1 mL/ampul
cat.# 32016 (ea.)

SOM01.1 (Pesticides), QA Mixes

**Pesticide Surrogate Mix** (2 components)

decachlorobiphenyl	200 µg/mL
2,4,5,6-tetrachloro- <i>m</i> -xylene	100
In acetone, 1 mL/ampul	
cat.# 32453 (ea.)	

**Organochlorine Pesticide Resolution Check Mix (with surrogates)** (22 components)

aldrin	10 µg/mL	4,4'-DDT	20
α-BHC	10	endosulfan I	10
β-BHC	10	endosulfan II	20
δ-BHC	10	endosulfan sulfate	20
γ-BHC (lindane)	10	endrin	20
cis-chlordane	10	endrin aldehyde	20
trans-chlordane	10	endrin ketone	20
decachlorobiphenyl (SS)	20	heptachlor	10
dieldrin	20	heptachlor epoxide (isomer B)	10
4,4'-DDD	20	methoxychlor	100
4,4'-DDE	20	2,4,5,6-tetrachloro- <i>m</i> -xylene (SS)	10

In hexane:toluene (90:10), 1 mL/ampul

cat.# 32454 (ea.)

also available

Rtx<sup>®</sup>-CLPesticides/  
Rtx<sup>®</sup>-CLPesticides2  
Capillary Column Pair

Analyze all 20 organochlorine pesticides and their surrogates simultaneously.

See pages 62–63.



Pesticides, Chlorinated/Organochlorine/Organohalide, *cont.*

## 04.2, 04.1, 03.2, 3/90, 4/89, and 2/88 SOW (Pesticides), QA Mixes

**Pesticide Surrogate Mix** (2 components)

See cat.#s 32000 and 32457 on page 486.

**2,4,5,6-Tetrachloro-*m*-xylene**

200 µg/mL in acetone, 1 mL/ampul

cat.# 32027 (ea.)

200 µg/mL in acetone, 5 mL/ampul

cat.# 32028 (ea.)

**Decachlorobiphenyl (BZ #209)**

200 µg/mL in acetone, 1 mL/ampul

cat.# 32029 (ea.)

200 µg/mL in acetone, 5 mL/ampul

cat.# 32030 (ea.)

10 µg/mL in isooctane, 1 mL/ampul

cat.# 32289 (ea.)

**Dibutylchlorodate**

200 µg/mL in acetone, 1 mL/ampul

cat.# 32025 (ea.)

**Florisil® Cartridge Check Standard**

2,4,5-trichlorophenol

1,000 µg/mL in acetone, 1 mL/ampul

cat.# 32017 (ea.)

**Organochlorine Pesticide System Evaluation Mix**

(2 components)

- Designed for daily assessment of system performance.
- Reveals active sites in the injection port and/or GC column.
- Prepared in MTBE—low expansion volume helps minimize backflash.

4,4'-DDT 200 µg/mL  
endrin 100 µg/mLIn methyl *tert*-butyl ether, 1 mL/ampul

cat.# 32417 (ea.)

**Pesticide Resolution Check Mix** (7 components)

<i>trans</i> -chlordane	1 µg/mL	endosulfan sulfate	2
4,4'-DDE	2	endrin ketone	2
dieldrin	2	methoxychlor	10
endosulfan I	1		

In hexane, 1 mL/ampul

cat.# 32001 (ea.)

**Pesticide Resolution Check Mix w/Surrogates**

(9 components)

<i>trans</i> -chlordane	1 µg/mL	endosulfan sulfate	2
4,4'-DDE	2	endrin ketone	2
decachlorobiphenyl (SS)	2	methoxychlor	10
dieldrin	2	2,4,5,6-tetrachloro- <i>m</i> -xylene (SS)	2
endosulfan I	1		

In hexane, 1 mL/ampul

cat.# 32073 (ea.)

**Pesticide Performance Evaluation Mix** (6 components)

α-BHC	1 µg/mL	4,4'-DDT	10
β-BHC	1	endrin	5
γ-BHC (lindane)	1	methoxychlor	25

In hexane, 1 mL/ampul

cat.# 32002 (ea.)

**Pesticide Performance Evaluation Mix w/Surrogates**

(8 components)

α-BHC	1 µg/mL	decachlorobiphenyl (SS)	2
β-BHC	1	endrin	5
γ-BHC (lindane)	1	methoxychlor	25
4,4'-DDT	10	2,4,5,6-tetrachloro- <i>m</i> -xylene (SS)	2

In hexane, 1 mL/ampul

cat.# 32074 (ea.)

**tech tip****Working with solutions containing decachlorobiphenyl**

Decachlorobiphenyl has poor solubility in most organic solvents. The maximum concentration that can be prepared in acetone, hexane, or isooctane is 200 µg/mL. Temperature will affect the solubility as well. Storing solutions at reduced temperatures will cause decachlorobiphenyl to precipitate.

Products containing decachlorobiphenyl must be sonicated for a minimum of 10 minutes prior to opening the ampul. Because each ultrasonic bath operates at a different energy level, 10 minutes is a guideline only. Longer sonication time will not affect product quality.

These precautions apply to working solutions prepared in your laboratory as well. The amount of compound that precipitates depends on concentration AND temperature. If you store your standards at a temperature lower than 4 °C (even dilute solutions), allow extra sonication time.

Restek Offers a Full  
Line of Certified  
Reference Materials

See pages 438–439.


[www.restek.com/iso](http://www.restek.com/iso)

**Pesticides, Chlorinated/Organochlorine/Organohalide, *cont.***

**CLP Pesticides Mixtures, QA Mixes**

**Pesticide Matrix Spike Mix (6 components)**

aldrin	25 µg/mL	dieldrin	50
γ-BHC (lindane)	25	endrin	50
4,4'-DDT	50	heptachlor	25

In acetone, 1 mL/ampul

cat.# 32018 (ea.)

**Pesticide Matrix Spike Mix (2/88 SOW) (6 components)**

aldrin	200 µg/mL	dieldrin	500
γ-BHC (lindane)	200	endrin	500
4,4'-DDT	500	heptachlor	200

In methanol, 1 mL/ampul

cat.# 32031 (ea.)

**Pesticide Evaluation Mix (2/88 SOW) (4 components)**

aldrin	4,4'-DDT
dibutylchloroendate (SS)	endrin

100 µg/mL each in hexane, 1 mL/ampul

cat.# 32032 (ea.)

For complete listing of PCB reference standards, see pages 494–496.

**Low-Concentration Pesticides Mixtures, QA Mixes**

**L/C Pesticide Lab Control Sample (7 components)**

γ-BHC (lindane)	10 µg/mL	endosulfan sulfate	20
<i>trans</i> -chlordane	10	endrin	20
4,4'-DDE	20	heptachlor epoxide (isomer B)	10
dieldrin	20		

In acetone, 1 mL/ampul

cat.# 32040 (ea.)

**CLP Pesticides Mixtures, Calibration Mixes**

**Pesticide Standard Mix A (2/88 SOW) (10 components)**

aldrin	10 µg/mL	endosulfan II	20
γ-BHC (lindane)	5	endrin aldehyde	25
4,4'-DDT	20	heptachlor	10
dieldrin	10	heptachlor epoxide (isomer B)	10
endosulfan I	10	methoxychlor	100

In hexane, 1 mL/ampul

cat.# 32033 (ea.)

**Pesticide Standard Mix B (2/88 SOW) (11 components)**

aldrin	10 µg/mL	4,4'-DDD	20
α-BHC	5	4,4'-DDE	10
β-BHC	10	endosulfan sulfate	20
δ-BHC	10	endrin	10
<i>cis</i> -chlordane	10	endrin ketone	20
<i>trans</i> -chlordane	10		

In hexane, 1 mL/ampul

cat.# 32034 (ea.)

**CLP Pesticides Mixtures, Calibration Mixes, *cont.***

**Pesticide Standard Mix A (9 components)**

α-BHC	5 µg/mL	endosulfan I	5
γ-BHC (lindane)	5	endrin	10
4,4'-DDD	10	heptachlor	5
4,4'-DDT	10	methoxychlor	50
dieldrin	10		

In hexane:toluene (90:10), 1 mL/ampul

cat.# 32297 (ea.)

**Pesticide Standard Mix B (11 components)**

aldrin	5 µg/mL	endosulfan II	10
β-BHC	5	endosulfan sulfate	10
δ-BHC	5	endrin aldehyde	10
<i>cis</i> -chlordane	5	endrin ketone	10
<i>trans</i> -chlordane	5	heptachlor epoxide (isomer B)	5
4,4'-DDE	10		

In hexane:toluene (90:10), 1 mL/ampul

cat.# 32298 (ea.)

**Organochlorine Pesticide Mix AB #1 (20 components)**

aldrin	dieldrin
α-BHC	endosulfan I
β-BHC	endosulfan II
δ-BHC	endosulfan sulfate
γ-BHC (lindane)	endrin
<i>cis</i> -chlordane	endrin aldehyde
<i>trans</i> -chlordane	endrin ketone
4,4'-DDD	heptachlor
4,4'-DDE	heptachlor epoxide (isomer B)
4,4'-DDT	methoxychlor

200 µg/mL each in hexane:toluene (1:1), 1 mL/ampul

cat.# 32291 (ea.)

**Organochlorine Pesticide Mix AB #2 (20 components)**

aldrin	8 µg/mL	dieldrin	16
α-BHC	8	endosulfan I	8
β-BHC	8	endosulfan II	16
δ-BHC	8	endosulfan sulfate	16
γ-BHC (lindane)	8	endrin	16
<i>cis</i> -chlordane	8	endrin aldehyde	16
<i>trans</i> -chlordane	8	endrin ketone	16
4,4'-DDD	16	heptachlor	8
4,4'-DDE	16	heptachlor epoxide (isomer B)	8
4,4'-DDT	16	methoxychlor	80

In hexane:toluene (1:1), 1 mL/ampul

cat.# 32292 (ea.)

**Organochlorine Pesticide Mix AB #3 (20 components)**

aldrin	dieldrin
α-BHC	endosulfan I
β-BHC	endosulfan II
δ-BHC	endosulfan sulfate
γ-BHC (lindane)	endrin
<i>cis</i> -chlordane	endrin aldehyde
<i>trans</i> -chlordane	endrin ketone
4,4'-DDD	heptachlor
4,4'-DDE	heptachlor epoxide (isomer B)
4,4'-DDT	methoxychlor

2,000 µg/mL each in hexane:toluene (1:1), 1 mL/ampul

cat.# 32415 (ea.)



## Pesticides, Chlorinated/Organochlorine/ Organohalide, *cont.*

### Pesticides Calibration Mixtures

Components of these products are at 16x the contract-required quantitation level (CRQL) and can be used to prepare calibration mixes at 4x CRQL and at 1x CRQL by serial dilution.

#### Pesticide Standard Mix A w/Surrogates (11 components)

$\alpha$ -BHC	8 $\mu$ g/mL	endosulfan I	8
$\gamma$ -BHC (lindane)	8	endrin	16
4,4'-DDD	16	heptachlor	8
4,4'-DDT	16	methoxychlor	80
decachlorobiphenyl (SS)	16	2,4,5,6-tetrachloro- <i>m</i> -xylene (SS)	8
dieldrin	16		

In hexane, 1 mL/ampul

cat.# 32003 (ea.)

#### Pesticide Standard Mix B w/Surrogates (13 components)

aldrin	8 $\mu$ g/mL	endosulfan II	16
$\beta$ -BHC	8	endosulfan sulfate	16
$\delta$ -BHC	8	endrin aldehyde	16
<i>cis</i> -chlordane	8	endrin ketone	16
<i>trans</i> -chlordane	8	heptachlor epoxide (isomer B)	8
4,4'-DDE	16	2,4,5,6-tetrachloro- <i>m</i> -xylene (SS)	8
decachlorobiphenyl (SS)	16		

In hexane, 1 mL/ampul

cat.# 32004 (ea.)

### Pesticide Kit #3

Calibration mixes only for CLP 04.1. Includes pesticide standard mixes A & B at 16x CRQL with surrogates.

Contains 1 mL each of these mixtures.

32003: Pesticide Standard Mix A w/Surrogates

32004: Pesticide Standard Mix B w/Surrogates

32005: Toxaphene

32007: Aroclor 1221

32008: Aroclor 1232

32009: Aroclor 1242

32010: Aroclor 1248

32011: Aroclor 1254

32039: Aroclor 1016/1260

cat.# 32404 (kit)

kit

## Chlordane, Toxaphene Solutions

Volume is 1 mL/ampul. Concentration is  $\mu$ g/mL.

Compound	CAS #	Solvent	Conc.	cat.#
chlordane	57-74-9	H	1,000	32021
chlordane	57-74-9	I	5,000	32072
chlordane	57-74-9	M	2,000	32016
toxaphene	8001-35-2	H	1,000	32005
toxaphene	8001-35-2	I	5,000	32071
toxaphene	8001-35-2	M	2,000	32015

H = hexane; I = isoctane; M = methanol

## Pesticides, Nitrogen/Phosphorus

### Method 507 (Nitrogen & Phosphorus Pesticides)

#### Organonitrogen Pesticide Mix #1 (Rev), Method 525.2

(37 components)

alachlor	molinate
ametryn	napropamide (Devrinol)
atraton	norflurazon
atrazine	pebulate
bromacil	prometon
butachlor	prometryne
butylate	pronamide (propyzamide)
chlorpropham	propachlor
cyazazine (Bladex)	propazine
cycloate	simazine
diphenamid	simetryn
EPTC	tebuthiuron
etridiazole (Terrazole)	terbacil
fenarimol	terbutryn
fluridone (Sonar)	triadimefon
hexazinone (Velpar)	tricyclazole (Beam)
metolachlor	trifluralin
metribuzin	vernolate
MKG-264	

500  $\mu$ g/mL each in acetone, 1 mL/ampul

cat.# 33012 (ea.)

#### Organophosphorus Pesticide Mix #1 (Rev),

Method 525.2 (7 components)

chlorpyrifos (Dursban)	methyl paraoxon
dichlorvos (DDVP)	(parathion methyl-O-analog)
disulfoton sulfone	mevinphos (phosdrin)
ethoprop (ethoprophos)	stirofos (tetrachlorvinphos)

500  $\mu$ g/mL each in acetone, 1 mL/ampul

cat.# 33013 (ea.)

#### Method 525.2 Nitrogen/Phosphorus Pesticide Mix #2

(6 components)

carboxin	fenamiphos
diazinon	merphos
disulfoton	terbufos

1,000  $\mu$ g/mL each in acetone, 1 mL/ampul

cat.# 32423 (ea.)

NEW!

Compound Index  
for Reference  
Standards

See pages 730–736.



## Pesticides, Organophosphorus

### Method 8140, 8141 (Organophosphorus Pesticides)

The preparation of accurate and stable OP standards is complicated by their sensitivity to light, pH, heat, and water. Restek has overcome these issues through our ongoing research into OP pesticide mixtures to save your lab time and effort.

- Solvents are assayed to ensure low water content.
- Reference mixtures are stored in deactivated amber ampuls, under an inert atmosphere.
- Purity is determined by a combination of methods: GC-FID, HPLC, GC-ECD, GC-MS, LC-MS, refractive index, and melting point.

#### 8140/8141 Internal Standards & Surrogates

##### NPD Detector:

Internal Standard: 1-bromo-2-nitrobenzene (cat.# 32279)

Surrogate: 4-chloro-3-nitrobenzotrifluoride (cat.# 32282)

1,000 µg/mL in acetone, 1 mL/ampul

cat.# 32279 (ea.)

1,000 µg/mL in acetone, 1 mL/ampul

cat.# 32282 (ea.)

##### FPD Detector:

Internal Standard: none recommended

Surrogate: tributylphosphate (cat.# 32280) and triphenylphosphate (cat.# 32281)

1,000 µg/mL in acetone, 1 mL/ampul

cat.# 32280 (ea.)

1,000 µg/mL in acetone, 1 mL/ampul

cat.# 32281 (ea.)

#### 8140/8141 OP Pesticide Calibration Mix A

(20 components)

azinphos methyl	fenthion
bolstar (sulprofos)	merphos
chlorpyrifos	methyl parathion
coumaphos	mevinphos
demeton, O & S	naled
diazinon	phorate
dichlorvos	ronnel
disulfoton	stirofos
ethoprophos	tokuthion (prothiofos)
fensulfothion	trichloronate

200 µg/mL each in hexane:acetone (95:5), 1 mL/ampul

cat.# 32277 (ea.)

#### 8141 OP Pesticide Calibration Mix B (7 components)

dimethoate	parathion
EPN	sulfotepp
malathion	TEPP
monocrotophos	

200 µg/mL each in hexane:acetone (95:5), 1 mL/ampul

cat.# 32278 (ea.)

### International-Specific

#### Canadian Drinking Water OP Pesticides Mix

(9 components)

azinphos methyl (Guthion)	parathion (ethyl)
chlorpyrifos (Dursban)	phorate
Diazinon	temephos (Abate)
dimethoate	terbufos
malathion	

1,000 µg/mL each in acetonitrile, 1 mL/ampul

cat.# 31867 (ea.)

#### Organophosphorus Pesticide Mix, European Formulation (16 components)

acephate	200 µg/mL	methamidophos	500
azinphos methyl (Guthion)	400	methidathion	200
chlorpyrifos	100	omethoate	1,000
demeton-S-methyl	200	pirimiphos methyl	100
dichlorvos (DDVP)	500	profenfos	200
dimethoate	200	pyrazophos	500
ethion	200	tokuthion (prothiofos)	200
malathion	200	tolclofos-methyl	100

In acetone, 1 mL/ampul


cat.# 32418 (ea.)

### also available

30 m x 0.32 mm ID x 0.50 µm  
Rtx®-OP Pesticides Column

Provides fast analyses, low bleed, and better resolution than alternative choices.

See **page 61** for details.





## Pesticides, Pesticides & Flame Retardants

### Method 527 (Pesticides & Flame Retardants - GC-MS)

#### Internal Standard, Method 527 (3 components)

acenaphthene-d10 phenanthrene-d10  
 chrysene-d12  
 500 µg/mL each in acetone, 1 mL/ampul  
 cat.# 33010 (ea.)

#### Method 525.2 Internal Standard Mix (3 components)

acenaphthene-d10 phenanthrene-d10  
 chrysene-d12  
 1,000 µg/mL each in acetone, 1 mL/ampul  
 cat.# 31825 (ea.)

#### Surrogate Standard, Method 527 (3 components)

1,3-dimethyl-2-nitrobenzene triphenylphosate  
 perylene-d12  
 500 µg/mL each in acetone, 1 mL/ampul  
 cat.# 33009 (ea.)

#### Method 525.2 Surrogate Standard Mix (4 components)

2-nitro-*m*-xylene pyrene-d10  
 perylene-d12 triphenylphosphate  
 1,000 µg/mL each in acetone, 1 mL/ampul  
 cat.# 31826 (ea.)

#### PBDE Mix (5 components)

2,2',4,4',5-pentabromodiphenyl ether (BDE-99)  
 2,2',4,4',5,5'-hexabromobiphenyl  
 2,2',4,4',5,5'-hexabromodiphenyl ether (BDE-153)  
 2,2',4,4',6-pentabromodiphenyl ether (BDE-100)  
 2,2',4,4'-tetrabromodiphenyl ether (BDE-47)  
 50 µg/mL each in isoctane:ethyl acetate (4:1), 1 mL/ampul  
 cat.# 33098 (ea.)

#### Pesticides Mix #1, Method 527 (16 components)

atrazine mirex  
 bifenthrin nitrofen  
 esbiol (Bioallethrin, S-cyclopentyl isomer) norflurazon  
 bromacil oxychlorodane  
 esfenvalarate prometryne  
 fenvalarate propazine  
 hexazinone thiobencarb  
 kepone vinclozolin  
 500 µg/mL each in ethyl acetate, 1 mL/ampul  
 cat.# 33007 (ea.)

#### Pesticides Mix #2, Method 527 (5 components)

chlorpyrifos (Dursban) parathion  
 dimethoate terbufos sulfone  
 malathion  
 500 µg/mL each in ethyl acetate, 1 mL/ampul  
 cat.# 33008 (ea.)

## Pesticides, Phenylurea

### Method 532 (Phenylurea Pesticides)

#### Phenylurea Surrogate Mixture (2 components)

carbazole  
 monuron  
 500 µg/mL each in methanol:acetonitrile (50:50), 1 mL/ampul  
 cat.# 32433 (ea.)

#### Phenylurea Pesticide Mixture (8 components)

diflufenzuron propanil  
 diuron siduron  
 fluometuron tebuthiuron  
 linuron thidiazuron  
 200 µg/mL each in acetonitrile:acetone (90:10), 1 mL/ampul  
 cat.# 32434 (ea.)

## Pesticides, Chlordane, Toxaphene

### Chlordane, Toxaphene Solutions

Volume is 1 mL/ampul. Concentration is µg/mL.

Compound	CAS #	Solvent	Conc.	cat.#
chlordane	57-74-9	H	1,000	32021
chlordane	57-74-9	I	5,000	32072
chlordane	57-74-9	M	2,000	32016
toxaphene	8001-35-2	H	1,000	32005
toxaphene	8001-35-2	I	5,000	32071
toxaphene	8001-35-2	M	2,000	32015

H = hexane; I = isoctane; M = methanol

Restek Offers a Full Line of Certified Reference Materials

See pages 438–439.



[www.restek.com/iso](http://www.restek.com/iso)



## Pesticides, State-Specific

### Minnesota Department of Agriculture List 1 Pesticides

#### Minnesota Ag List 1 Pesticides Mix A (16 components)

acetochlor	metolachlor
alachlor	metribuzin
atrazine	pendimethalin
cyanazine	prometon
desethylatrazine	propachlor
desisopropylatrazine	propazine
dimethenamid*	simazine
ethalfuralin	trifluralin

200 ppm each in acetone, 1 mL/ampul

cat.# 32406 (ea.)

\*Added to Minnesota Department of Agriculture List 1 pesticide (neutrals) incident investigation requirements, effective January 1, 2000.<sup>1</sup> CAS # 87674-68-8 manufactured by several companies under various trade names.

<sup>1</sup>Analytical Lists for Pesticide Incident Investigations, Minnesota Department of Agriculture, Guidance Document 26 (3/99), St. Paul, MN. For a copy, visit their website at: [www.mda.state.mn.us](http://www.mda.state.mn.us)

#### Minnesota Ag List 1 Pesticides Mix B (6 components)

chlorpyrifos	phorate
EPTC	terbufos
fonofos	triallate

200 ppm each in acetone, 1 mL/ampul

cat.# 32407 (ea.)

#### Minnesota Ag List 1 Pesticide Kit

Contains 1 mL each of these mixtures.

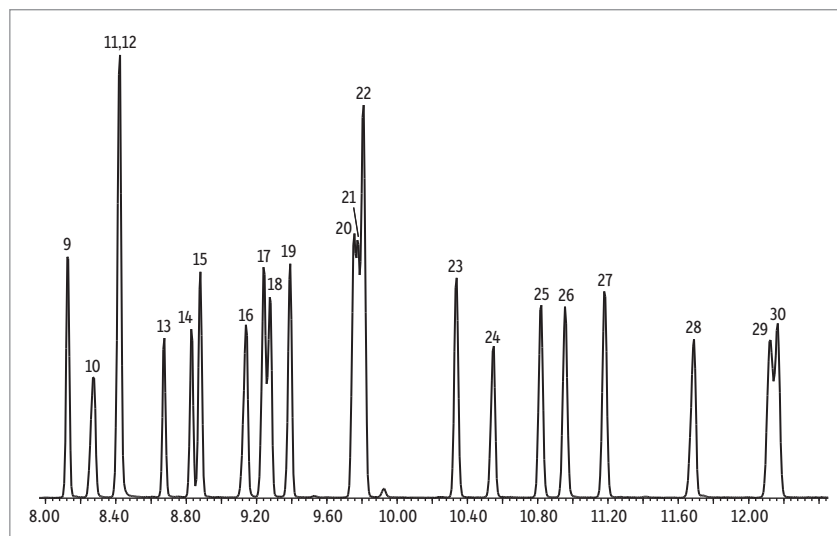
32406: Minnesota Ag List Pesticides Mix A

32407: Minnesota Ag List Pesticides Mix B

cat.# 32408 (kit)

kit

#### Minnesota Dept. of Agriculture List 1 Pesticides on Rxi®-1ms



Peaks	
1. 2-Fluorophenol (SS)	17. Prometon
2. Phenol-d6 (SS)	18. Atrazine
3. 1,4-Dichlorobenzene-d4 (IS)	19. Propazine
4. Nitrobenzene-d5 (SS)	20. Terbufos
5. Naphthalene-d8 (IS)	21. Fonofos
6. EPTC	22. Phenanthrene-d10 (IS)
7. 2-Fluorobiphenyl (SS)	23. Triallate
8. Acenaphthene-d10 (IS)	24. Metribuzin
9. Propachlor	25. Dimethenamid
10. Desisopropylatrazine	26. Acetochlor
11. Desethyl-atrazine	27. Alachlor
12. 2,4,6-Tribromophenol (SS)	28. Cyanazine
13. Ethalfuralin	29. Metolachlor
14. Trifluralin	30. Chlorpyrifos
15. Phorate	31. Pendimethalin
16. Simazine	32. p-Terphenyl-d14 (SS)
	33. Chrysene-d12 (IS)
	34. Perylene-d12 (IS)

**Column** Rxi®-1ms, 30 m, 0.25 mm ID, 0.25 µm (cat.# 13323)

**Sample** Minnesota Ag List 1 Pesticides Mix A (cat.# 32406)

Minnesota Ag List 1 Pesticides Mix B (cat.# 32407)

SV Internal Standard Mix (cat.# 31206)

B/N Surrogate Mix (4/89 SOW) (cat.# 31024)

Acid Surrogate Mix (4/89 SOW) (cat.# 31025)

**Conc.:** 10 µg/mL each analyte (internal standards 25 µg/mL)

**Injection**  
 Inj. Vol.: 1.0 µL split (split ratio 10:1)  
 Liner: Drilled Uniliner (hole near bottom) (cat.# 20771)

Inj. Temp.: 250 °C

**Oven**  
 Oven Temp.: 70 °C (hold 1 min) to 180 °C at 20 °C/min to 230 °C at 5 °C/min to 325 °C at 40 °C/min (hold 3.5 min)

**Carrier Gas**  
 Flow Rate: 1.2 mL/min

**Detector**  
 Mode: MS Scan

Transfer Line Temp.: 280 °C

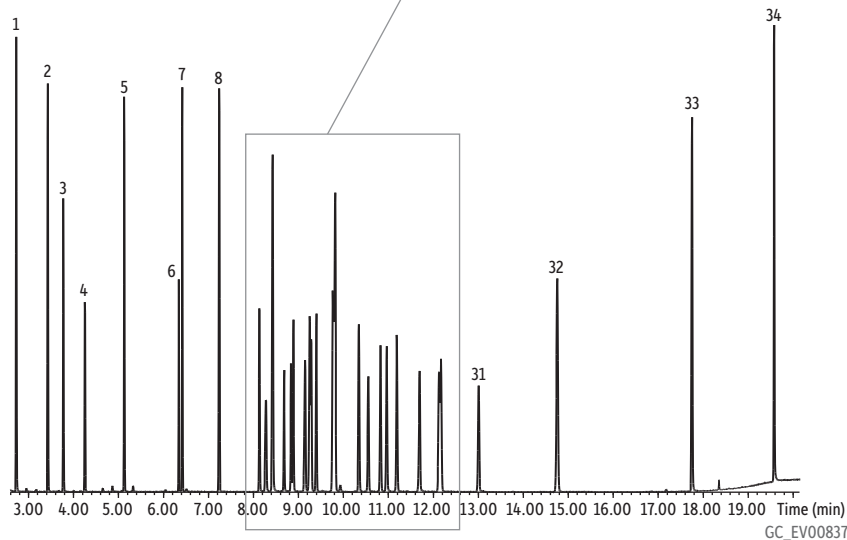
Solvent Delay Time: 2.5 min

Tune Type: DFTPP

Ionization Mode: EI

Scan Range: 35-550 amu

**Instrument**  
 HP6890 GC & 5973 MSD



GC\_EV00837

## Phenols

### Method 528 (Phenols)

- Reference materials for U.S. EPA Method 528.
- Fortification solution formulated based on MS sensitivity to each analyte.

#### Internal Standard Mix, EPA 528 (2 components)

3-nitro-*o*-xylene 1,000 µg/mL  
2,3,4,5-tetrachlorophenol 2,000

In methylene chloride, 1 mL/ampul

cat.# 31696 (ea.)

#### Surrogate Standard Mix, EPA 528 (3 components)

2-chlorophenol-d4 1,000 µg/mL 2,4,6-tribromophenol 2,000  
2,4-dimethylphenol-3,5,6-d3 1,000

In methanol, 1 mL/ampul

cat.# 31697 (ea.)

#### Phenol Calibration Mix, EPA 528 (12 components)

4-chloro-3-methylphenol	2-methyl-4,6-dinitrophenol
2-chlorophenol	2-nitrophenol
<i>o</i> -cresol	4-nitrophenol
2,4-dichlorophenol	pentachlorophenol
2,4-dimethylphenol	phenol
2,4-dinitrophenol	2,4,6-trichlorophenol

2,000 µg/mL each in methylene chloride, 1 mL/ampul

cat.# 31694 (ea.)

#### Phenols Fortification Mix, EPA 528 (12 components)

4-chloro-3-methylphenol	100 µg/mL	2-methyl-4,6-dinitrophenol	500
2-chlorophenol	100	2-nitrophenol	100
<i>o</i> -cresol	100	4-nitrophenol	500
2,4-dichlorophenol	100	pentachlorophenol	500
2,4-dimethylphenol	100	phenol	100
2,4-dinitrophenol	500	2,4,6-trichlorophenol	100

In methanol, 1 mL/ampul

cat.# 31695 (ea.)

### Method 604 (Phenols)

#### 604 Phenols Calibration Mix (11 components)

4-chloro-3-methylphenol	2-nitrophenol
2-chlorophenol	4-nitrophenol
2,4-dichlorophenol	pentachlorophenol
2,4-dimethylphenol	phenol
2,4-dinitrophenol	2,4,6-trichlorophenol
2-methyl-4,6-dinitrophenol	

2,000 µg/mL each in methanol, 1 mL/ampul

cat.# 31029 (ea.)

### Method 8040 (Phenols)

#### 8040 Surrogate Mix (2 components)

2-fluorophenol  
2,4,6-tribromophenol

2,000 µg/mL each in isopropanol, 1 mL/ampul

cat.# 31090 (ea.)

#### 8040 Phenols Mix #1 (9 components)

4-chloro-3-methylphenol	4-nitrophenol
2,4-dichlorophenol	pentachlorophenol
2-methyl-4,6-dinitrophenol	phenol
3-methylphenol	2,4,6-trichlorophenol
2-nitrophenol	

2,000 µg/mL each in isopropanol, 1 mL/ampul

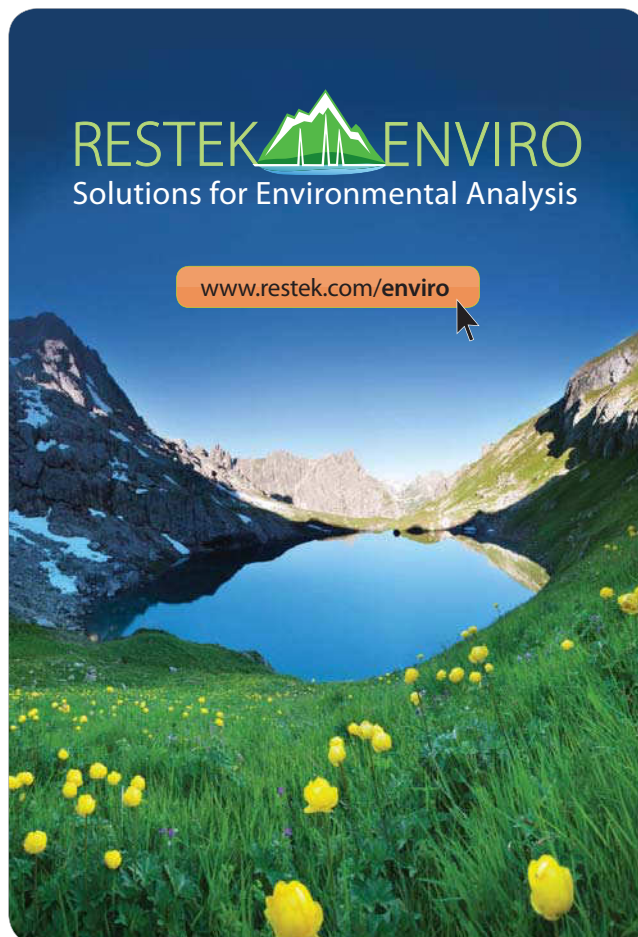
cat.# 31088 (ea.)

#### 8040 Phenols Mix #2 (9 components)

<i>sec</i> -butyl-4,6-dinitrophenol (dinoseb)	2-methylphenol
2-chlorophenol	4-methylphenol
2,6-dichlorophenol	2,3,4,6-tetrachlorophenol
2,4-dimethylphenol	2,4,5-trichlorophenol
2,4-dinitrophenol	

2,000 µg/mL each in isopropanol, 1 mL/ampul

cat.# 31089 (ea.)



## Phthalates (Phthalate Esters)

### Method 506 (Phthalate & Adipate Esters)

#### 506 Calibration Mix (7 components)

benzyl butyl phthalate	di- <i>n</i> -octyl phthalate
bis(2-ethylhexyl)adipate	diethylphthalate
bis(2-ethylhexyl)phthalate	dimethylphthalate
di- <i>n</i> -butylphthalate	

1,000 µg/mL in isooctane, 1 mL/ampul

cat.# 31845 (ea.)

### Method 606 (Phthalate Esters)

#### 606 Phthalate Esters Calibration Mix (6 components)

bis(2-ethylhexyl)phthalate	dimethyl phthalate
butyl benzyl phthalate	di- <i>n</i> -butyl phthalate
diethyl phthalate	di- <i>n</i> -octyl phthalate

2,000 µg/mL each in methanol, 1 mL/ampul

cat.# 31031 (ea.)

### Method 8061A (Phthalate Esters)

#### 8061A Matrix Spike Solution (2 components)

benzyl butyl phthalate	
bis(2-ethylhexyl)phthalate	

2,000 µg/mL each in acetone, 1 mL/ampul

cat.# 31846 (ea.)

#### Benzyl Benzoate (Internal Standard)

5,000 µg/mL in hexane, 1 mL/ampul

cat.# 31847 (ea.)

#### 8061A Surrogate Standard (3 components)

dibenzyl phthalate	diphenyl phthalate
diphenyl isophthalate	

500 µg/mL each in acetone, 1 mL/ampul

cat.# 31848 (ea.)

#### EPA 8061A Phthalate Esters Mixture (15 components)

benzyl butyl phthalate	di- <i>n</i> -hexyl phthalate
bis(2- <i>n</i> -butoxyethyl)phthalate	dimethylphthalate
bis(2-ethoxyethyl)phthalate	di-nonyl phthalate
bis(2-ethylhexyl)phthalate	di- <i>n</i> -octyl phthalate
bis(2-methoxyethyl)phthalate	dipentylphthalate
bis(4-methyl-2-pentyl)phthalate	phthalic acid dicyclohexyl ester
di- <i>n</i> -butylphthalate	phthalic acid diisobutyl ester
diethylphthalate	

1,000 µg/mL each in hexane:acetone (80:20), 1 mL/ampul

cat.# 33227 (ea.)

## Polybrominated Diphenyl Ethers (PBDEs)

See page 491.

## Polychlorinated Biphenyls (PCBs)

### PCB Aroclors

#### 608 Complete Kit

Contains 1 mL each of these mixtures.

32022: 608 Calibration Mix  
 32006: Aroclor 1016  
 32007: Aroclor 1221  
 32008: Aroclor 1232  
 32009: Aroclor 1242  
 32010: Aroclor 1248  
 32011: Aroclor 1254  
 32012: Aroclor 1260  
 32005: toxaphene  
 32021: chlordane

cat.# 32060 (kit)

kit

#### PCB Kit #1

1,000 µg/mL each in hexane, 1 mL/ampul

32006: Aroclor 1016  
 32007: Aroclor 1221  
 32008: Aroclor 1232  
 32009: Aroclor 1242  
 32010: Aroclor 1248  
 32011: Aroclor 1254  
 32012: Aroclor 1260

cat.# 32089 (kit)

kit

#### PCB Kit #2

200 µg/mL each in isooctane, 1 mL/ampul

32064: Aroclor 1016  
 32065: Aroclor 1221  
 32066: Aroclor 1232  
 32067: Aroclor 1242  
 32068: Aroclor 1248  
 32069: Aroclor 1254  
 32070: Aroclor 1260

cat.# 32090 (kit)

kit

#### PCB Kit #3

1,000 µg/mL each in hexane, 1 mL/ampul

32007: Aroclor 1221  
 32008: Aroclor 1232  
 32009: Aroclor 1242  
 32010: Aroclor 1248  
 32011: Aroclor 1254  
 32039: Aroclor 1016/1260

cat.# 32400 (kit)

kit



## Polychlorinated Biphenyls (PCBs), *cont.*

### PCB Kit #4

200 µg/mL each in isoctane, 1 mL/ampul  
32065: Aroclor 1221  
32066: Aroclor 1232  
32067: Aroclor 1242  
32068: Aroclor 1248  
32069: Aroclor 1254  
32299: Aroclor 1016/1260

cat.# 32401 (kit)

kit

### Aroclor Solutions

Volume is 1 mL/ampul. Concentration is µg/mL unless otherwise noted.

Compound	CAS #	Solvent	Conc.	cat.#
Aroclor 1016	12674-11-2	H	1,000	32006
Aroclor 1016	12674-11-2	I	200	32064
Aroclor 1016	12674-11-2	TO	50 mg/kg	32075
Aroclor 1016	12674-11-2	TO	500 mg/kg	32076
Aroclor 1221	11104-28-2	H	1,000	32007
Aroclor 1221	11104-28-2	I	200	32065
Aroclor 1221	11104-28-2	TO	50 mg/kg	32077
Aroclor 1221	11104-28-2	TO	500 mg/kg	32078
Aroclor 1232	11141-16-5	H	1,000	32008
Aroclor 1232	11141-16-5	I	200	32066
Aroclor 1232	11141-16-5	TO	50 mg/kg	32079
Aroclor 1232	11141-16-5	TO	500 mg/kg	32080
Aroclor 1242	53469-21-9	H	1,000	32009
Aroclor 1242	53469-21-9	I	200	32067
Aroclor 1242	53469-21-9	TO	50 mg/kg	32081
Aroclor 1242	53469-21-9	TO	500 mg/kg	32082
Aroclor 1248	12672-29-6	H	1,000	32010
Aroclor 1248	12672-29-6	I	200	32068
Aroclor 1248	12672-29-6	TO	50 mg/kg	32083
Aroclor 1248	12672-29-6	TO	500 mg/kg	32084
Aroclor 1254	11097-69-1	H	1,000	32011
Aroclor 1254	11097-69-1	I	200	32069
Aroclor 1254	11097-69-1	TO	50 mg/kg	32085
Aroclor 1254	11097-69-1	TO	500 mg/kg	32086
Aroclor 1260	11096-82-5	H	1,000	32012
Aroclor 1260	11096-82-5	I	200	32070
Aroclor 1260	11096-82-5	TO	50 mg/kg	32087
Aroclor 1260	11096-82-5	TO	500 mg/kg	32088
Aroclor 1262	37324-23-5	H	1,000	32409
Aroclor 1268	11100-14-4	H	1,000	32410
Aroclor 1016/1260		H	1,000	32039
Aroclor 1016/1260		I	200	32299
Aroclor 1016/1260		A	400	32456

A = acetone; H = hexane; I = isoctane; TO = transformer oil (PCB-free)

### please note

We test our transformer oil solvent to ensure that it is PCB-free.

## PCB Congeners

### Method 525.2 (Semivolatile Organics)

#### Method 525.2 PCB Congener Mix (8 components)

2-chlorobiphenyl (BZ #1)  
2,3-dichlorobiphenyl (BZ #5)  
2,4,5-trichlorobiphenyl (BZ #29)  
2,2',4,4'-tetrachlorobiphenyl (BZ #47)  
2,2',3',4,6-pentachlorobiphenyl (BZ #98)  
2,2',4,4',5,6'-hexachlorobiphenyl (BZ #154)  
2,2',3,3',4,4',6-heptachlorobiphenyl (BZ #171)  
2,2',3,3',4,5',6,6'-octachlorobiphenyl (BZ #200)

200 µg/mL each in acetone, 1 mL/ampul

cat.# 32420 (ea.)

### Method 8082, 8082A (PCBs)

#### PCB Congener Mix, Method 8082A (19 components)

2-chlorobiphenyl (BZ #1)  
2,3-dichlorobiphenyl (BZ #5)  
2,2',5-trichlorobiphenyl (BZ #18)  
2,4',5-trichlorobiphenyl (BZ #31)  
2,2',3,5'-tetrachlorobiphenyl (BZ #44)  
2,2',5,5'-tetrachlorobiphenyl (BZ #52)  
2,3',4,4'-tetrachlorobiphenyl (BZ #66)  
2,2',3,4,5'-pentachlorobiphenyl (BZ #87)  
2,2',4,5,5'-pentachlorobiphenyl (BZ #101)  
2,3,3',4',6-pentachlorobiphenyl (BZ #110)  
2,2',3,4,4',5'-hexachlorobiphenyl (BZ #138)  
2,2',3,4,5,5'-hexachlorobiphenyl (BZ #141)  
2,2',3,5,5',6-hexachlorobiphenyl (BZ #151)  
2,2',4,4',5,5'-hexachlorobiphenyl (BZ #153)  
2,2',3,3',4,4',5-heptachlorobiphenyl (BZ #170)  
2,2',3,4,4',5,5'-heptachlorobiphenyl (BZ #180)  
2,2',3,4,4',5',6-heptachlorobiphenyl (BZ #183)  
2,2',3,4',5,5',6-heptachlorobiphenyl (BZ #187)  
2,2',3,3',4,4',5,5',6-nonachlorobiphenyl (BZ #206)

100 µg/mL each in isoctane, 1 mL/ampul

cat.# 32416 (ea.)

**NEW!**

Compound Index  
for Reference  
Standards

See pages 730–736.





## Polychlorinated Biphenyls (PCBs), *cont.*

### PCB Congeners, *cont.*

#### Miscellaneous

#### PCB Congeners

Volume is 1 mL/ampul. Concentration is µg/mL.

Compound	CAS #	Solvent	Conc.	cat.#
2,4,4'-trichlorobiphenyl (BZ #28)	7012-37-5	I	10	32283
2,2',5,5'-tetrachlorobiphenyl (BZ #52)	35693-99-3	I	10	32284
2,2',4,5,5'-pentachlorobiphenyl (BZ #101)	37680-73-2	I	10	32285
2,3',4,4',5-pentachlorobiphenyl (BZ #118)	31508-00-6	I	10	32293
2,2',3,4,4',5'-hexachlorobiphenyl (BZ #138)	35065-28-2	I	10	32286
2,2',4,4',5,5'-hexachlorobiphenyl (BZ #153)	35065-27-1	I	10	32287
2,2',3,4,4',5,5'-heptachlorobiphenyl (BZ #180)	35065-29-3	I	10	32288
decachlorobiphenyl (BZ #209)	2051-24-3	I	10	32289

I = isoctane

#### PCB Congener Standard #1 (6 components)

- 2,4,4'-trichlorobiphenyl (BZ #28)
- 2,2',5,5'-tetrachlorobiphenyl (BZ #52)
- 2,2',4,5,5'-pentachlorobiphenyl (BZ #101)
- 2,2',3,4,4',5'-hexachlorobiphenyl (BZ #138)
- 2,2',4,4',5,5'-hexachlorobiphenyl (BZ #153)
- 2,2',3,4,4',5,5'-heptachlorobiphenyl (BZ #180)

10 µg/mL each in isoctane, 1 mL/ampul

cat.# 32290 (ea.)

#### PCB Congener Standard #2 (7 components)

- 2,4,4'-trichlorobiphenyl (BZ #28)
- 2,2',5,5'-tetrachlorobiphenyl (BZ #52)
- 2,2',4,5,5'-pentachlorobiphenyl (BZ #101)
- 2,3',4,4',5-pentachlorobiphenyl (BZ #118)
- 2,2',3,4,4',5'-hexachlorobiphenyl (BZ #138)
- 2,2',4,4',5,5'-hexachlorobiphenyl (BZ #153)
- 2,2',3,4,4',5,5'-heptachlorobiphenyl (BZ #180)

10 µg/mL each in isoctane, 1 mL/ampul

cat.# 32294 (ea.)

## Semivolatile Organics/Base, Neutral & Acid Extractables (BNAs)

### Individual Semivolatile Surrogate and Internal Standards for EPA Methods

Volume is 1 mL/ampul. Concentration is µg/mL.

Compound	CAS #	Solvent	Conc.	cat.#
anthracene-d10	1719-06-08	D	2,000	31037
decafluorobiphenyl	434-90-2	D	2,000	31041
decafluorobiphenyl	434-90-2	A	1,000	31855
4,4'-dibromobiphenyl	92-86-4	D	2,000	31039
4,4'-dibromooctafluorobiphenyl	10386-84-2	D	2,000	31040
2-fluorobiphenyl	321-60-8	D	2,000	31091
1-fluoronaphthalene	321-38-0	D	2,000	31092
2-fluorophenol	367-12-4	D	2,000	31047
naphthalene-d8	1146-65-2	D	2,000	31043
nitrobenzene-d5	4165-60-0	D	2,000	31044
pentafluorophenol	771-61-9	D	2,000	31048
phenanthrene-d10	1517-22-2	D	2,000	31045
phenol-d6	13127-88-3	D	2,000	31049
pyridine-d5	7291-22-7	D	2,000	31046
p-terphenyl-d14	1718-51-0	D	1,000	31828
2,4,6-tribromophenol	118-79-6	M	1,000	31401

A = acetone; D = methylene chloride; M = methanol

#### SV Internal Standard Mix (6 components)

- acenaphthene-d10
- chrysene-d12
- 1,4-dichlorobenzene-d4
- naphthalene-d8
- perylene-d12
- phenanthrene-d10

Each	15-pk.	25-pk.
2,000 µg/mL each in methylene chloride, 1 mL/ampul		
31206	31206.15	31206.25
4,000 µg/mL each in methylene chloride, 1 mL/ampul		
31006	31006.15	31006.25

## Method 525, 525.1, 525.2 (Semivolatile Organics)

#### Method 525.2 Internal Standard Mix (3 components)

- acenaphthene-d10
- chrysene-d12
- phenanthrene-d10

1,000 µg/mL each in acetone, 1 mL/ampul

cat.# 31825 (ea.)

#### Method 525.2 Surrogate Standard Mix (4 components)

- 2-nitro-m-xylene
- perylene-d12
- pyrene-d10
- triphenylphosphate

1,000 µg/mL each in acetone, 1 mL/ampul

cat.# 31826 (ea.)

#### Method 525.2 Herbicide Analytes

Volume is 1 mL/ampul. Concentration is µg/mL.

Compound	CAS #	Solvent	Conc.	cat.#
acetochlor	34256-82-1	M	100	33208
alachlor	15972-60-8	M	100	33207
metolachlor	51218-45-2	M	100	33209

M = methanol



## Polycyclic Aromatic Hydrocarbons (PAHs)

See pages 473–475.

Restek Offers a Full Line of Certified Reference Materials

See **pages 438–439.**



[www.restek.com/iso](http://www.restek.com/iso)

Semivolatile Organics/Base, Neutral & Acid Extractables (BNAs), *cont.*Method 525, 525.1, 525.2 (Semivolatile Organics), *cont.*

## Method 525.2 Herbicide Mix (3 components)

acetochlor  
alachlor

metolachlor

100 µg/mL in methanol, 1 mL/ampul

cat.# 33211 (ea.)

## Method 525.2 Semivolatile Mix (revised)

(28 components)

acenaphthylene	di- <i>n</i> -butylphthalate
anthracene	2,4-dinitrotoluene
benzo(a)anthracene	2,6-dinitrotoluene
benzo(a)pyrene	di- <i>n</i> -octylphthalate
benzo(b)fluoranthene	fluoranthene
benzo(ghi)perylene	fluorene
benzo(k)fluoranthene	hexachlorobenzene
benzylbutylphthalate	hexachlorocyclopentadiene
bis(2-ethylhexyl)adipate	indeno(1,2,3- <i>cd</i> )pyrene
bis(2-ethylhexyl)phthalate	isophorone
chrysene	naphthalene
dibenzo(a,h)anthracene	pentachlorophenol*
diethylphthalate	phenanthrene
dimethylphthalate	pyrene

1,000 µg/mL each in acetone, 1 mL/ampul\*

cat.# 31899 (ea.)

\*pentachlorophenol at 4,000 µg/mL.

## Method 525.2 PCB Congener Mix (8 components)

2-chlorobiphenyl (BZ #1)  
2,3-dichlorobiphenyl (BZ #5)  
2,4,5-trichlorobiphenyl (BZ #29)  
2,2',4,4'-tetrachlorobiphenyl (BZ #47)  
2,2',3',4,6-pentachlorobiphenyl (BZ #98)  
2,2',4,4',5,6'-hexachlorobiphenyl (BZ #154)  
2,2',3,3',4,4',6'-heptachlorobiphenyl (BZ #171)  
2,2',3,3',4,5',6,6'-octachlorobiphenyl (BZ #200)

200 µg/mL each in acetone, 1 mL/ampul

cat.# 32420 (ea.)

## Organochlorine Pesticide Mix AB # 3 (20 components)

aldrin	dieldrin
α-BHC	endosulfan I
β-BHC	endosulfan II
δ-BHC	endosulfan sulfate
γ-BHC (lindane)	endrin
<i>cis</i> -chlordane	endrin aldehyde
<i>trans</i> -chlordane	endrin ketone
4,4'-DDD	heptachlor
4,4'-DDE	heptachlor epoxide (isomer B)
4,4'-DDT	methoxychlor

2,000 µg/mL each in hexane:toluene (1:1), 1 mL/ampul

cat.# 32415 (ea.)

## Organophosphorus Pesticide Mix #1 (Rev),

Method 525.2 (7 components)

chlorpyrifos (Dursban)	methyl paraoxon
dichlorvos (DDVP)	(parathion methyl-O-analog)
disulfoton sulfone	mevinphos (phosdrin)
ethoprop (ethoprophos)	stirofos (tetrachlorvinphos)

500 µg/mL each in acetone, 1 mL/ampul

cat.# 33013 (ea.)

## Organonitrogen Pesticide Mix #1 (Rev), Method 525.2

(37 components)

alachlor	molinate
ametryn	napropamide (Devrinol)
atraton	norflurazon
atrazine	pebulate
bromacil	prometon
butachlor	prometryne
butylate	pronamide (propyzamide)
chlorpropham	propachlor
cyanazine (Bladex)	propazine
cycloate	simazine
diphenamid	simetryn
EPTC	tebuthiuron
etridiazole (Terrazole)	terbacil
fenarimol	terbutryn
fluridone (Sonar)	triadimefon
hexazinone (Velpar)	tricyclazole (Beam)
metolachlor	trifluralin
metribuzin	vernolate
MGK-264	

500 µg/mL each in acetone, 1 mL/ampul

cat.# 33012 (ea.)

## Method 525.2 Nitrogen/Phosphorus Pesticide Mix #2

(6 components)

carboxin	fenamiphos
diazinon	merphos
disulfoton	terbufos

1,000 µg/mL each in acetone, 1 mL/ampul

cat.# 32423 (ea.)

## Organochlorine Pesticide Mix #2 (Rev), Method 525.2

(8 components)

chlorobenzilate	heptachlor epoxide (isomer A)
chloroneb	<i>trans</i> -nonachlor
chlorothalonil	<i>cis</i> -permethrin
DCPA (Dacthal)	<i>trans</i> -permethrin

500 µg/mL each in acetone, 1 mL/ampul

cat.# 33011 (ea.)

## Method 525.2 Fortification Recovery Standard

*p*-terphenyl-d14

1,000 µg/mL in methylene chloride, 1 mL/ampul

cat.# 31828 (ea.)

## Method 525.2 GC-MS Performance Check Mix

(3 components)

4,4'-DDT	endrin
DFTPP (decafluorotriphenylphosphine)	

1,000 µg/mL each in acetone, 1 mL/ampul

cat.# 31827 (ea.)



## Semivolatile Organics/Base, Neutral & Acid Extractables (BNAs), *cont.*

### Method 625 (Semivolatiles)

#### Semivolatiles MegaMix® Standard, EPA Method 625 (54 components)

MEGAMIX®

acenaphthene	di- <i>n</i> -butylphthalate
acenaphthylene	4,6-dinitro-2-methylphenol
anthracene	2,4-dinitrophenol
benzo(a)anthracene	2,4-dinitrotoluene
benzo(a)pyrene	2,6-dinitrotoluene
benzo(b)fluoranthene	di- <i>n</i> -octylphthalate
benzo(ghi)perylene	diphenylamine*
benzo(k)fluoranthene	fluoranthene
benzyl butyl phthalate	fluorene
bis(2-chloroethoxy)methane	hexachlorobenzene
bis(2-chloroethyl)ether	hexachloro-1,3-butadiene
bis(2-chloroisopropyl)ether	hexachlorocyclopentadiene*
bis(2-ethylhexyl)phthalate	hexachloroethane
4-bromophenyl phenyl ether	indeno(1,2,3- <i>cd</i> )pyrene
4-chloro-3-methylphenol	isophorone
2-chloronaphthalene	naphthalene
2-chlorophenol	nitrobenzene
4-chlorophenyl phenyl ether	2-nitrophenol
chrysene	4-nitrophenol
dibenzo(a,h)anthracene	<i>N</i> -nitrosodimethylamine*
1,2-dichlorobenzene	<i>N</i> -nitroso-di- <i>n</i> -propylamine
1,3-dichlorobenzene	pentachlorophenol
1,4-dichlorobenzene	phenanthrene
2,4-dichlorophenol	phenol
diethylphthalate	pyrene
2,4-dimethylphenol	1,2,4-trichlorobenzene
dimethylphthalate	2,4,6-trichlorophenol

1,000 µg/mL each in methylene chloride, 1 mL/ampul  
cat.# 31829 (ea.)

\*Listed as an "additional compound" in Method 625 (listed compound *N*-nitrosodiphenylamine decomposes to MegaMix® component diphenylamine). The six other "additional compounds" are components in other Restek reference mixes used for Method 625: benzidine is included in cat.# 31030 (page 457); β-BHC, δ-BHC, endosulfan I, endosulfan II, endrin are in cat.# 32291 (page 486) and cat.# 32415 (page 486).

### Method 625 (Semivolatiles), *cont.*

#### 625 Kit

Because most laboratories do not routinely analyze pesticides, PCBs, toxaphene, and chlordane in their calibration mixtures for Method 625, these mixtures are not included in the 625 Kit. They may be purchased separately or in the 608 Complete Kit. See page 485.

Contains 1 mL each of these mixtures.

31029: 604 Phenols Mix  
31030: 605 Benzidines Mix  
31031: 606 Phthalate Esters Mix  
31032: 607 Nitrosamines Mix  
31033: 609 Nitroaromatics/Isophorone Mix  
31011: 610 PAH Mix (SV Calibration Mix #5)  
31034: 611 Haloethers Mix  
31035: 612 Chlorinated Hydrocarbons Mix

cat.# 31036 (kit)

kit

### TCLP

#### TCLP B/N Mix (7 components)

1,4-dichlorobenzene	hexachloroethane
2,4-dinitrotoluene	nitrobenzene
hexachlorobenzene	pyridine
hexachlorobutadiene	

2,000 µg/mL each in acetone, 1 mL/ampul

cat.# 31028 (ea.)

### Method 3500 (Organic Extraction Surrogates)

#### High-Concentration Surrogates and Matrix Spike Mixtures for SW-846

- Highest concentrations commercially available—reduces cost per sample extract.
- Convenient 1 mL and 5 mL packaging.

See Method 8270, pages 499–502.

### also available

#### Rxi®-5Sil MS Columns for EPA Methods 625 and 8270

Guaranteed for low GC-MS bleed, excellent phenol response, and the resolution needed to quantify critical pairs and structural isomers.

See **pages 32–33** for more information.



## Semivolatile Organics/Base, Neutral & Acid Extractables (BNAs), *cont.*

### Method 8270D, 8270C (Semivolatile Organic Compounds)

#### SV Internal Standard Mix (6 components)

- High purity for consistent results.
- Free quality assurance data package available online.
- Highest concentrations commercially available.

Each	15-pk.	25-pk.
acenaphthene-d10 chrysene-d12 1,4-dichlorobenzene-d4	naphthalene-d8 perylene-d12 phenanthrene-d10	
2,000 µg/mL each in methylene chloride, 1 mL/ampul 31206	31206.15	31206.25
4,000 µg/mL each in methylene chloride, 1 mL/ampul 31006	31006.15	31006.25

#### Revised SV Internal Standard Mix (7 components)

Each	15-pk.	25-pk.
acenaphthene-d10 chrysene-d12 1,4-dichlorobenzene-d4 1,4-dioxane-d8	naphthalene-d8 perylene-d12 phenanthrene-d10	
2,000 µg/mL each in methylene chloride, 1 mL/ampul 31885	31885.15	31885.25
4,000 µg/mL each in methylene chloride, 1 mL/ampul 31886	31886.15	31886.25

#### B/N Surrogate Mix (4/89 SOW) (3 components)

- High purity for consistent results.
- Free quality assurance data package available online.
- Highest concentrations commercially available.
- Convenient 1 mL, 5 mL, and 10 mL package sizes reduce cost per sample extract.

Each	15-pk.	25-pk.
2-fluorobiphenyl nitrobenzene-d5	<i>p</i> -terphenyl-d14	
1,000 µg/mL each in methylene chloride, 1 mL/ampul 31024	31024.15	31024.25
5,000 µg/mL each in methylene chloride, 1 mL/ampul 31062	31062.15	31062.25
5,000 µg/mL each in methylene chloride, 5 mL/ampul 31086	31086.15	31086.25
5,000 µg/mL each in methylene chloride, 10 mL/ampul 33028	33028.15	33028.25

#### Revised B/N Surrogate Mix (4 components)

Each	15-pk.	25-pk.
2-fluorobiphenyl nitrobenzene-d5	<i>p</i> -terphenyl-d14 pyrene-d10	
1,000 µg/mL each in methylene chloride, 1 mL/ampul 31887	31887.15	31887.25
5,000 µg/mL each in methylene chloride, 1 mL/ampul 31888	31888.15	31888.25
5,000 µg/mL each in methylene chloride, 5 mL/ampul 31889	31889.15	31889.25

#### Acid Surrogate Mix (4/89 SOW) (3 components)

- Highest concentrations commercially available.
- Convenient 1 mL, 5 mL, and 10 mL package sizes.
- Reduces laboratory cost per sample extract.

Each	15-pk.	25-pk.
2-fluorophenol phenol-d6	2,4,6-tribromophenol	
2,000 µg/mL each in methanol, 1 mL/ampul 31025	31025.15	31025.25
10,000 µg/mL each in methanol, 1 mL/ampul 31063	31063.15	31063.25
10,000 µg/mL each in methanol, 5 mL/ampul 31087	31087.15	31087.25
10,000 µg/mL each in methanol, 10 mL/ampul 33029	33029.15	33029.25

#### B/N Matrix Spike Mix (6 components)

- Highest concentrations commercially available.
- Convenient 1 mL, 5 mL, and 10 mL package sizes.
- Reduces laboratory cost per sample extract.

Each	15-pk.	25-pk.
acenaphthene 1,4-dichlorobenzene 2,4-dinitrotoluene	N-nitroso-di- <i>n</i> -propylamine pyrene 1,2,4-trichlorobenzene	
1,000 µg/mL each in methanol, 1 mL/ampul 31004	31004.15	31004.25
5,000 µg/mL each in methanol, 1 mL/ampul 31074	31074.15	31074.25
5,000 µg/mL each in methanol, 5 mL/ampul 31084	31084.15	31084.25
5,000 µg/mL each in methanol, 10 mL/ampul 33030	33030.15	33030.25

#### Acid Matrix Spike Mix (5 components)

- Highest concentrations commercially available.
- Convenient 1 mL, 5 mL, and 10 mL package sizes.
- Reduces laboratory cost per sample extract.

Each	15-pk.	25-pk.
4-chloro-3-methylphenol 2-chlorophenol 4-nitrophenol	pentachlorophenol phenol	
2,000 µg/mL each in methanol, 1 mL/ampul 31014	31014.15	31014.25
10,000 µg/mL each in methanol, 1 mL/ampul 31061	31061.15	31061.25
10,000 µg/mL each in methanol, 5 mL/ampul 31071	31071.15	31071.25
10,000 µg/mL each in methanol, 10 mL/ampul 33031	33031.15	33031.25



## Semivolatile Organics/Base, Neutral & Acid Extractables (BNAs), *cont.*

### Method 8270D, 8270C (Semivolatile Organic Compounds), *cont.*

#### GC-MS Tuning Mixture (4 components)

benzidine	decafluorotriphenylphosphine (DFTPP)
4,4'-DDT	pentachlorophenol
1,000 µg/mL each in methylene chloride, 1 mL/ampul	
cat.# 31615 (ea.)	

#### SV Tuning Compound

decafluorotriphenylphosphine (DFTPP)
2,500 µg/mL in methylene chloride, 1 mL/ampul
cat.# 31001 (ea.)

#### PFTBA (MS Tuning Compound)

perfluorotributylamine (PFTBA)
Neat, 1 mL/ampul
cat.# 30482 (ea.)
Neat, 1 g
cat.# 33027 (ea.)

No data pack available.

#### 8270 B/N Calibration Check Mix (7 components)

acenaphthene	diphenylamine
benzo(a)pyrene	fluoranthene
1,4-dichlorobenzene	hexachlorobutadiene
di-n-octyl phthalate	
2,000 µg/mL each in methylene chloride, 1 mL/ampul	
cat.# 31616 (ea.)	

#### 8270 Acid Calibration Check Mix (6 components)

4-chloro-3-methylphenol	pentachlorophenol
2,4-dichlorophenol	phenol
2-nitrophenol	2,4,6-trichlorophenol
2,000 µg/mL each in methylene chloride, 1 mL/ampul	
cat.# 31617 (ea.)	

#### SV System Performance Check Mix (SPCC)

(4 components)	
2,4-dinitrophenol	4-nitrophenol
hexachlorocyclopentadiene	N-nitroso-di-n-propylamine
2,000 µg/mL each in methylene chloride, 1 mL/ampul	
cat.# 31689 (ea.)	



8270 MegaMix® standard and 8270 Matrix spike mix include 3-methylphenol and 4-methylphenol at 1/2 x concentration of other components.

#### 8270 MegaMix® Standard (76 components)



- Fewest mixtures needed for calibration and matrix spikes.
- Mixtures formulated for maximum stability.
- Contains most routinely analyzed compounds.

acenaphthene	4,6-dinitro-2-methylphenol
acenaphthylene	2,4-dinitrophenol
aniline	2,4-dinitrotoluene
anthracene	2,6-dinitrotoluene
azobenzene <sup>1</sup>	di-n-octyl phthalate
benzo(a)anthracene	diphenylamine <sup>2</sup>
benzo(a)pyrene	fluoranthene
benzo(b)fluoranthene	fluorene
benzo(ghi)perylene	hexachlorobenzene
benzo(k)fluoranthene	hexachlorobutadiene
benzyl alcohol	hexachlorocyclopentadiene
benzyl butyl phthalate	hexachloroethane
bis(2-chloroethoxy)methane	indeno(1,2,3-cd)pyrene
bis(2-chloroethyl)ether	isophorone
bis(2-chloroisopropyl)ether	1-methylnaphthalene
bis(2-ethylhexyl)adipate	2-methylnaphthalene
bis(2-ethylhexyl)phthalate	2-methylphenol
4-bromophenyl phenyl ether	3-methylphenol*
carbazole	4-methylphenol*
4-chloroaniline	naphthalene
4-chloro-3-methylphenol	2-nitroaniline
2-chloronaphthalene	3-nitroaniline
2-chlorophenol	4-nitroaniline
4-chlorophenyl phenyl ether	nitrobenzene
chrysene	2-nitrophenol
dibenzo(a,h)anthracene	4-nitrophenol
dibenzofuran	N-nitrosodimethylamine
1,2-dichlorobenzene	N-nitroso-di-n-propylamine
1,3-dichlorobenzene	pentachlorophenol
1,4-dichlorobenzene	phenanthrene
2,4-dichlorophenol	phenol
diethyl phthalate	pyrene
2,4-dimethylphenol	pyridine
dimethyl phthalate	2,3,4,6-tetrachlorophenol
di-n-butyl phthalate	2,3,5,6-tetrachlorophenol
1,2-dinitrobenzene	1,2,4-trichlorobenzene
1,3-dinitrobenzene	2,4,5-trichlorophenol
1,4-dinitrobenzene	2,4,6-trichlorophenol

1,000 µg/mL each in methylene chloride, 1 mL/ampul\*  
cat.# 31850 (ea.)

\*3-methylphenol and 4-methylphenol concentration is 500 µg/mL.  
<sup>1</sup>1,2-diphenylhydrazine (8270-listed analyte) decomposes to azobenzene (mix component) in the injector.  
<sup>2</sup>N-nitrosodiphenylamine (8270-listed analyte) decomposes to diphenylamine (mix component) in the injector.

#### 8270 Matrix Spike Mix (76 components)



Same as 8270 MegaMix® standard list above.

Each	15-pk.	25-pk.
200 µg/mL each in methanol:methylene chloride (80:20), 5 mL/ampul*		
31687	31687.15	31687.25
200 µg/mL each in methanol:methylene chloride (80:20), 10 mL/ampul*		
33073	33073.15	33073.25

\*3-methylphenol and 4-methylphenol concentration is 100 µg/mL.



Semivolatile Organics/Base, Neutral & Acid Extractables (BNAs), *cont.*Method 8270D, 8270C (Semivolatile Organic Compounds), *cont.***605 Benzidines Calibration Mix** (2 components)

benzidine	
3,3'-dichlorobenzidine	
2,000 µg/mL each in methanol, 1 mL/ampul	cat.# 31030 (ea.)
2,000 µg/mL each in methylene chloride, 1 mL/ampul	cat.# 31834 (ea.)

**8270 Benzidines Mix** (3 components)

benzidine	3,3'-dimethylbenzidine
3,3'-dichlorobenzidine	
2,000 µg/mL each in methanol, 1 mL/ampul	cat.# 31688 (ea.)
2,000 µg/mL each in methylene chloride, 1 mL/ampul	cat.# 31852 (ea.)

**8270/Appendix IX Kit**

Contains 1 mL each of these mixtures.  
 31850: 8270 MegaMix Standard  
 31834: 605 Benzidines Calibration Mix  
 32459: Appendix IX Mix #1, Revised (Methapyrilene is not included in this revised standard.)  
 32460: Methapyrilene Standard  
 31806: Appendix IX Mix #2

cat.# 31815 (kit)

kit

**Appendix IX Mix #1, Revised** (17 components)

2-acetylaminofluorene	N-nitrosomethylethylamine
4-aminobiphenyl	N-nitrosomorpholine
p-dimethylaminoazobenzene	N-nitrosopiperidine
3,3'-dimethylbenzidine (o-toluidine)	N-nitrosopyrrolidine
α,α'-dimethylphenethylamine	5-nitro-o-toluidine
1-naphthylamine	1,4-phenylenediamine
2-naphthylamine	2-picoline
N-nitrosodibutylamine	o-toluidine
N-nitrosodiethylamine	

2,000 µg/mL each in methylene chloride, 1 mL/ampul  
 cat.# 32459 (ea.)

NEW!

**Methapyrilene Standard**

2,000 µg/mL in methylene chloride, 1 mL/ampul  
 cat.# 32460 (ea.)

NEW!

**Appendix IX Mix #2** (32 components)

acetophenone	hexachloropropene
Aramite	isodrin
atrazine	isosafrole (cis & trans)
benzaldehyde	kepone
biphenyl	3-methylcholanthrene
ε-caprolactam	methyl methanesulfonate
chlorobenzilate	1,4-naphthoquinone
1-chloronaphthalene	4-nitroquinoline-N-oxide
diallate	pentachlorobenzene
dibenzo(a,j)acridine	pentachloroethane
2,6-dichlorophenol	pentachloronitrobenzene
7,12-dimethylbenz(a)anthracene	phenacetin
1,4-dioxane	pronamide
diphenyl ether	safrole
ethyl methacrylate	1,2,4,5-tetrachlorobenzene
ethyl methanesulfonate	1,3,5-trinitrobenzene

1,000 µg/mL each in methylene chloride, 1 mL/ampul  
 cat.# 31806 (ea.)

**Organophosphorus Pesticide Mix, 8270/Appendix IX**

(9 components)

dimethoate	parathion (ethyl parathion)
disulfoton	phorate
famphur	sulfotepp
methyl parathion	zinophos (thionazine)
O,O,O-triethyl phosphorothioate	

2,000 µg/mL in methylene chloride, 1 mL/ampul  
 cat.# 32419 (ea.)

**Organochlorine Pesticide Mix AB # 3** (20 components)

aldrin	dieldrin
α-BHC	endosulfan I
β-BHC	endosulfan II
δ-BHC	endosulfan sulfate
γ-BHC (lindane)	endrin
cis-chlordane	endrin aldehyde
trans-chlordane	endrin ketone
4,4'-DDD	heptachlor
4,4'-DDE	heptachlor epoxide (isomer B)
4,4'-DDT	methoxychlor

2,000 µg/mL each in hexane:toluene (1:1), 1 mL/ampul  
 cat.# 32415 (ea.)

**8270 Calibration Mix #1** (19 components)

benzoic acid	3-methylphenol
4-chloro-3-methylphenol	4-methylphenol
2-chlorophenol	2-nitrophenol
2,4-dichlorophenol	4-nitrophenol
2,6-dichlorophenol	pentachlorophenol
2,4-dimethylphenol	phenol
4,6-dinitro-2-methylphenol	2,3,4,6-tetrachlorophenol
2,4-dinitrophenol	2,4,5-trichlorophenol
dinoseb	2,4,6-trichlorophenol
2-methylphenol	

2,000 µg/mL each in methylene chloride, 1 mL/ampul  
 cat.# 31618 (ea.)

**8270 Calibration Mix #2** (11 components)

aniline	3-nitroaniline
benzidine	4-nitroaniline
4-chloroaniline	N-nitrosodimethylamine
3,3'-dichlorobenzidine	N-nitrosodi-n-propylamine
diphenylamine*	pyridine
2-nitroaniline	

2,000 µg/mL each in methylene chloride:methanol (85:15), 1 mL/ampul  
 cat.# 31619 (ea.)

\*N-nitrosodiphenylamine (8270-listed analyte) decomposes to diphenylamine (mix component) in the injector.

## also available

## Rxi®-5Sil MS Columns

Provide high response for 2,4-dinitrophenol, show excellent peak shape of pyridine, and produce outstanding resolution of PAHs.

See page 64.



## Semivolatile Organics/Base, Neutral & Acid Extractables (BNAs), *cont.*

### Method 8270D, 8270C (Semivolatile Organic Compounds), *cont.*

#### 8270 Calibration Mix #3 (23 components)

Aramite	hexachlorobenzene
bis(2-chloroethyl)ether	hexachlorobutadiene
bis(2-chloroethoxy)methane	hexachlorocyclopentadiene
bis(2-chloroisopropyl)ether	hexachloroethane
4-bromophenyl phenyl ether	hexachloropropene
chlorobenzilate	isodrin
2-chloronaphthalene	kepone
4-chlorophenyl phenyl ether	pentachlorobenzene
1,2-dichlorobenzene	pentachloronitrobenzene
1,3-dichlorobenzene	1,2,4,5-tetrachlorobenzene
1,4-dichlorobenzene	1,2,4-trichlorobenzene
1,3-dinitrobenzene	

2,000 µg/mL each in methylene chloride, 1 mL/ampul  
cat.# 31620 (ea.)

#### 8270 Calibration Mix #4 (22 components)

acetophenone	2,6-dinitrotoluene
azobenzene*	ethyl methanesulfonate
benzyl alcohol	isophorone
bis(2-ethylhexyl)phthalate	isosafrole ( <i>cis</i> & <i>trans</i> )
butyl benzyl phthalate	methyl methanesulfonate
dibenzofuran	1,4-naphthoquinone
diethyl phthalate	nitrobenzene
dimethyl phthalate	4-nitroquinoline-1-oxide
di- <i>n</i> -butyl phthalate	phenacetin
di- <i>n</i> -octyl phthalate	safrole
2,4-dinitrotoluene	1,3,5-trinitrobenzene

2,000 µg/mL each in methylene chloride, 1 mL/ampul  
cat.# 31621 (ea.)

\*1,2-diphenylhydrazine (8270-listed analyte) decomposes to azobenzene (mix component) in the injector.

#### 3-Methylcholanthrene Standard

2,000 µg/mL in methylene chloride, 1 mL/ampul  
cat.# 31996 (ea.)



#### 8270 Calibration Mix #5, Revised (18 components)

acenaphthene	dibenzo(a,h)anthracene
acenaphthylene	fluoranthene
anthracene	fluorene
benz(a)anthracene	indeno(1,2,3-cd)pyrene
benzo(a)pyrene	1-methylnaphthalene
benzo(b)fluoranthene	2-methylnaphthalene
benzo(ghi)perylene	naphthalene
benzo(k)fluoranthene	phenanthrene
chrysene	pyrene

2,000 µg/mL each in methylene chloride, 1 mL/ampul  
cat.# 31995 (ea.)



#### 8270 Calibration Mix #6 (10 components)

diallate ( <i>cis</i> & <i>trans</i> )	parathion
dimethoate	phorate
disulfoton	pronamide
famphur	thionazine (zinphos)
methyl parathion	O,O,O-triethyl phosphorothioate

2,000 µg/mL each in methylene chloride, 1 mL/ampul  
cat.# 31623 (ea.)

#### Aramite

2,000 µg/mL in hexane, 1 mL/ampul  
cat.# 31624 (ea.)

#### 1,2-diphenylhydrazine

1,000 µg/mL in methanol, 1 mL/ampul  
cat.# 31497 (ea.)

No data pack available.

Note that 1,2-diphenylhydrazine is an unstable compound that will oxidize to azobenzene, thereby decreasing the concentration of 1,2-diphenylhydrazine over time. For accurate calibration results, it is recommended that the concentrations of 1,2-diphenylhydrazine and azobenzene be combined. Please contact Restek Technical Service if you have any questions about this issue.

#### TCLP Acid Mix (6 components)

2-methylphenol	pentachlorophenol
3-methylphenol	2,4,5-trichlorophenol
4-methylphenol	2,4,6-trichlorophenol

2,000 µg/mL each in methanol, 1 mL/ampul  
cat.# 31027 (ea.)

#### TCLP B/N Mix (7 components)

1,4-dichlorobenzene	hexachloroethane
2,4-dinitrotoluene	nitrobenzene
hexachlorobenzene	pyridine
hexachlorobutadiene	

2,000 µg/mL each in acetone, 1 mL/ampul  
cat.# 31028 (ea.)

#### 8270/Appendix IX Calibration Kit (2,000 µg/mL)

Contains 1 mL each of these mixtures.  
31618: 8270 Calibration Mix #1  
31619: 8270 Calibration Mix #2  
31620: 8270 Calibration Mix #3  
31621: 8270 Calibration Mix #4  
31995: 8270 Calibration Mix #5, Revised  
31996: 3-Methylcholanthrene Standard  
31623: 8270 Calibration Mix #6  
32459: Appendix IX Mix #1, Revised (Methapyrilene is not included in this revised standard.)  
32460: Methapyrilene Standard

cat.# 31627 (kit)

kit

#### 8270 Calibration Kit (2,000 µg/mL)

Contains 1 mL each of these mixtures.  
31618: 8270 Calibration Mix #1  
31619: 8270 Calibration Mix #2  
31620: 8270 Calibration Mix #3  
31621: 8270 Calibration Mix #4  
31995: 8270 Calibration Mix #5, Revised  
31996: 3-Methylcholanthrene Standard

cat.# 31626 (kit)

kit

## Semivolatile Organics/Base, Neutral & Acid Extractables (BNAs), *cont.*

### SOM01.1 (Semivolatiles), QA Mixes

#### SOM01.1 Deuterated Monitoring Compound Mix SIM Compounds (2 components)

fluoranthene-d10  
2-methylnaphthalene-d10  
2,000 µg/mL each in methylene chloride, 1 mL/ampul  
cat.# 33913 (ea.)

### 04.2, 04.1, 4/89, and 3/90 SOW (Semivolatiles), QA Mixes

#### SV Internal Standard Mix (6 components)

acenaphthene-d10  
chrysene-d12  
1,4-dichlorobenzene-d4  
naphthalene-d8  
perylene-d12  
phenanthrene-d10

Each	15-pk.	25-pk.
2,000 µg/mL each in methylene chloride, 1 mL/ampul 31206	31206.15	31206.25
4,000 µg/mL each in methylene chloride, 1 mL/ampul 31006	31006.15	31006.25

#### Revised SV Internal Standard Mix (7 components)

acenaphthene-d10  
chrysene-d12  
1,4-dichlorobenzene-d4  
1,4-dioxane-d8  
naphthalene-d8  
perylene-d12  
phenanthrene-d10

Each	15-pk.	25-pk.
2,000 µg/mL each in methylene chloride, 1 mL/ampul 31885	31885.15	31885.25
4,000 µg/mL each in methylene chloride, 1 mL/ampul 31886	31886.15	31886.25

#### Acid Surrogate Standard Mix (3/90 SOW) (4 components)

2-chlorophenol-d4  
2-fluorophenol  
phenol-d6  
2,4,6-tribromophenol

1,500 µg/mL each in methanol, 1 mL/ampul cat.# 31003 (ea.)		
7,500 µg/mL each in methanol, 1 mL/ampul cat.# 31073 (ea.)		
7,500 µg/mL each in methanol, 5 mL/ampul cat.# 31083 (ea.)		

#### Acid Surrogate Mix (4/89 SOW) (3 components)

2-fluorophenol  
phenol-d6  
2,4,6-tribromophenol

Each	15-pk.	25-pk.
2,000 µg/mL each in methanol, 1 mL/ampul 31025	31025.15	31025.25
10,000 µg/mL each in methanol, 1 mL/ampul 31063	31063.15	31063.25
10,000 µg/mL each in methanol, 5 mL/ampul 31087	31087.15	31087.25
10,000 µg/mL each in methanol, 10 mL/ampul 33029	33029.15	33029.25

### 04.2, 04.1, 4/89, and 3/90 SOW (Semivolatiles), QA Mixes, *cont.*

#### Revised B/N Surrogate Mix (4 components)

2-fluorobiphenyl  
nitrobenzene-d5  
p-terphenyl-d14  
pyrene-d10

Each	15-pk.	25-pk.
1,000 µg/mL each in methylene chloride, 1 mL/ampul 31887	31887.15	31887.25
5,000 µg/mL each in methylene chloride, 1 mL/ampul 31888	31888.15	31888.25
5,000 µg/mL each in methylene chloride, 5 mL/ampul 31889	31889.15	31889.25

#### CLP 04.1 BNA Surrogate Mix (8 components)

2-chlorophenol-d4  
1,2-dichlorobenzene-d4  
2-fluorobiphenyl  
2-fluorophenol  
1,500 µg/mL  
1,000  
1,000  
1,500  
nitrobenzene-d5  
phenol-d6  
p-terphenyl-d14  
2,4,6-tribromophenol  
1,000  
1,500  
1,000  
1,500

In methylene chloride, 1 mL/ampul  
cat.# 31493 (ea.)

#### B/N Surrogate Standard Mix (3/90 SOW) (4 components)

1,2-dichlorobenzene-d4  
2-fluorobiphenyl  
nitrobenzene-d5  
p-terphenyl-d14

1,000 µg/mL each in methylene chloride, 1 mL/ampul cat.# 31002 (ea.)		
5,000 µg/mL each in methylene chloride, 1 mL/ampul cat.# 31072 (ea.)		
5,000 µg/mL each in methylene chloride, 5 mL/ampul cat.# 31082 (ea.)		

#### B/N Surrogate Mix (4/89 SOW) (3 components)

2-fluorobiphenyl  
nitrobenzene-d5  
p-terphenyl-d14

Each	15-pk.	25-pk.
1,000 µg/mL each in methylene chloride, 1 mL/ampul 31024	31024.15	31024.25
5,000 µg/mL each in methylene chloride, 1 mL/ampul 31062	31062.15	31062.25
5,000 µg/mL each in methylene chloride, 5 mL/ampul 31086	31086.15	31086.25
5,000 µg/mL each in methylene chloride, 10 mL/ampul 33028	33028.15	33028.25

#### Acid Matrix Spike Mix (5 components)

4-chloro-3-methylphenol  
2-chlorophenol  
4-nitrophenol  
pentachlorophenol  
phenol

1,500 µg/mL each in methanol, 1 mL/ampul cat.# 31005 (ea.)		
7,500 µg/mL each in methanol, 1 mL/ampul cat.# 31075 (ea.)		
7,500 µg/mL each in methanol, 5 mL/ampul cat.# 31085 (ea.)		



## Semivolatile Organics/Base, Neutral & Acid Extractables (BNAs), *cont.*

### 04.2, 04.1, 4/89, and 3/90 SOW (Semivolatiles), QA Mixes, *cont.*

#### CLP 04.1 B/N Matrix Spike Mix (4 components)

acenaphthene	N-nitroso-di- <i>n</i> -propylamine
2,4-dinitrotoluene	pyrene
1,000 µg/mL each in methanol, 1 mL/ampul	
cat.# 31492 (ea.)	

#### B/N Matrix Spike Mix (6 components)

acenaphthene	N-nitroso-di- <i>n</i> -propylamine
1,4-dichlorobenzene	pyrene
2,4-dinitrotoluene	1,2,4-trichlorobenzene

Each	15-pk.	25-pk.
1,000 µg/mL each in methanol, 1 mL/ampul		
31004	31004.15	31004.25
5,000 µg/mL each in methanol, 1 mL/ampul		
31074	31074.15	31074.25
5,000 µg/mL each in methanol, 5 mL/ampul		
31084	31084.15	31084.25
5,000 µg/mL each in methanol, 10 mL/ampul		
33030	33030.15	33030.25

### Low-Concentration Semivolatiles, QA Mixes

#### SV Tuning Compound

decafluorotriphenylphosphine (DFTPP)
2,500 µg/mL in methylene chloride, 1 mL/ampul
cat.# 31001 (ea.)

#### PFTBA (MS Tuning Compound)

perfluorotributylamine (PFTBA)
Neat, 1 mL/ampul
cat.# 30482 (ea.)
Neat, 1 g
cat.# 33027 (ea.)

No data pack available.



Special pricing on  
multipacks of 15 & 25!

**EPA 8270 Internal,  
Surrogate & Spike Mixes!**



- 8270 Matrix Spike Mix
- SV Internal Standard Mix
- Revised SV Internal Standard Mix
- B/N Surrogate Mix (4/89 SOW)
- Revised B/N Surrogate Mix
- Acid Surrogate Mix (4/89 SOW)
- B/N Matrix Spike Mix



What separates  
Restek's line of  
certified reference  
materials from ordinary  
reference standards?

## 10 Critical Steps...

Learn more on **pages 438–439.**

[www.restek.com/iso](http://www.restek.com/iso)





## Semivolatile Organics/Base, Neutral & Acid Extractables (BNAs), *cont.*

### 04.2 and 04.1 (Semivolatiles), Calibration Mixes, *cont.*

#### CLP 04.1 Phenols Calibration Mix (14 components)

4-chloro-3-methylphenol	4-methylphenol
2-chlorophenol	2-nitrophenol
2,4-dichlorophenol	4-nitrophenol
2,4-dimethylphenol	pentachlorophenol
2,4-dinitrophenol	phenol
2-methyl-4,6-dinitrophenol	2,4,5-trichlorophenol
2-methylphenol	2,4,6-trichlorophenol

2,000 µg/mL each in methylene chloride, 1 mL/ampul  
cat.# 31494 (ea.)

#### Benzidine Mix (2 components)

benzidine  
3,3'-dichlorobenzidine

2,000 µg/mL each in methylene chloride, 1 mL/ampul  
cat.# 31834 (ea.)

### 4/89 and 3/90 SOW (Semivolatiles), Calibration Mixes

#### SV Calibration Mix #1 (5 components)

benzyl alcohol	3-nitroaniline
4-chloroaniline	4-nitroaniline
2-nitroaniline	

2,000 µg/mL each in methylene chloride, 1 mL/ampul  
cat.# 31007 (ea.)

#### SV Calibration Mix #2 (15 components)

benzoic acid	4-methylphenol
4-chloro-3-methylphenol	2-nitrophenol
2-chlorophenol	4-nitrophenol
2,4-dichlorophenol	pentachlorophenol
2,4-dimethylphenol	phenol
2,4-dinitrophenol	2,4,5-trichlorophenol
2-methyl-4,6-dinitrophenol	2,4,6-trichlorophenol
2-methylphenol	

2,000 µg/mL each in methylene chloride, 1 mL/ampul  
cat.# 31008 (ea.)

#### SV Calibration Mix #3 (14 components)

bis(2-chloroethoxy)methane	4-chlorophenyl phenyl ether
bis(2-chloroethyl)ether	dimethylphthalate
bis(2-chloroisopropyl)ether	di- <i>n</i> -butylphthalate
bis(2-ethylhexyl)phthalate	di- <i>n</i> -octylphthalate
4-bromophenyl phenyl ether	N-nitrosodimethylamine
butyl benzyl phthalate	N-nitroso-di- <i>n</i> -propylamine
2-chloronaphthalene	N-nitrosodiphenylamine

2,000 µg/mL each in methylene chloride, 1 mL/ampul  
cat.# 31009 (ea.)

### 4/89 and 3/90 SOW (Semivolatiles), Calibration Mixes, *cont.*

#### SV Calibration Mix #4 (13 components)

carbazole	hexachlorocyclopentadiene
dibenzofuran	hexachloroethane
diethyl phthalate	isophorone
2,4-dinitrotoluene	2-methylnaphthalene
2,6-dinitrotoluene	nitrobenzene
hexachlorobenzene	1,2,4-trichlorobenzene
hexachlorobutadiene	

2,000 µg/mL each in methylene chloride, 1 mL/ampul  
cat.# 31010 (ea.)

#### SV Calibration Mix #5 / 610 PAH Mix (16 components)

acenaphthene	chrysene
acenaphthylene	dibenzo(a,h)anthracene
anthracene	fluoranthene
benzo(a)anthracene	fluorene
benzo(a)pyrene	indeno(1,2,3-cd)pyrene
benzo(b)fluoranthene	naphthalene
benzo(k)fluoranthene	phenanthrene
benzo(ghi)perylene	pyrene

2,000 µg/mL each in methylene chloride, 1 mL/ampul  
cat.# 31011 (ea.)

#### SV Calibration Mix #6 (18 components)

aldrin	endosulfan I
α-BHC	endosulfan II
β-BHC	endosulfan sulfate
δ-BHC	endrin
γ-BHC (lindane)	endrin aldehyde
4,4'-DDD	endrin ketone
4,4'-DDE	heptachlor
4,4'-DDT	heptachlor epoxide (isomer B)
dieldrin	methoxychlor

2,000 µg/mL each in toluene:hexane (1:1), 1 mL/ampul  
cat.# 31012 (ea.)

#### SV Calibration Mix #7 (3 components)

1,2-dichlorobenzene	1,4-dichlorobenzene
1,3-dichlorobenzene	

2,000 µg/mL each in methylene chloride, 1 mL/ampul  
cat.# 31013 (ea.)

#### 3,3'-Dichlorobenzidine

2,000 µg/mL in methanol, 1 mL/ampul  
cat.# 31026 (ea.)

2,000 µg/mL in methylene chloride, 1 mL/ampul  
cat.# 31835 (ea.)

#### 605 Benzidines Calibration Mix (2 components)

benzidine  
3,3'-dichlorobenzidine

2,000 µg/mL each in methanol, 1 mL/ampul  
cat.# 31030 (ea.)

2,000 µg/mL each in methylene chloride, 1 mL/ampul  
cat.# 31834 (ea.)

## Semivolatile Organics/Base, Neutral & Acid Extractables (BNAs), *cont.*

### 4/89 and 3/90 SOW (Semivolatiles), Calibration Mixes, *cont.*

#### 8270 Benzidines Mix (3 components)

benzidine	3,3'-dimethylbenzidine
3,3'-dichlorobenzidine	
2,000 µg/mL each in methanol, 1 mL/ampul	
cat.# 31688 (ea.)	
2,000 µg/mL each in methylene chloride, 1 mL/ampul	
cat.# 31852 (ea.)	

#### CLP Semivolatile Calibration Kit #2 (without pesticides)

Contains 1 mL each of these mixtures.  
31007: SV Calibration Mix #1 (anilines)  
31008: SV Calibration Mix #2 (phenols)  
31009: SV Calibration Mix #3 (base neutrals)  
31010: SV Calibration Mix #4 (base neutrals)  
31011: SV Calibration Mix #5 (PAHs)  
31013: SV Calibration Mix #7 (dichlorobenzenes)  
31026: 3,3'-dichlorobenzidine

cat.# 31462 (kit)

kit

#### Semivolatile Calibration Kit #3 (with benzidine)

Contains 1 mL each of these mixtures.  
31007: SV Calibration Mix #1 (anilines)  
31008: SV Calibration Mix #2 (phenols)  
31009: SV Calibration Mix #3 (base neutrals)  
31010: SV Calibration Mix #4 (base neutrals)  
31011: SV Calibration Mix #5 (PAHs)  
31013: SV Calibration Mix #7 (dichlorobenzenes)  
31030: 605 Benzidines Calibration Mix (benzidine & 3,3'-dichlorobenzidine)

cat.# 31463 (kit)

kit

### 03.2 (Semivolatiles), Calibration Mixes

#### OLC 03.2 SVOA Deuterated Monitoring Compounds (DMC) (16 components)

acenaphthylene-d8	4,6-dinitro-methylphenol-d2
anthracene-d10	fluorene-d10
benzo(a)pyrene-d12	4-methylphenol-d8
4-chloroaniline-d4	nitrobenzene-d5
bis-(2-chloroethyl)ether-d8	2-nitrophenol-d4
2-chlorophenol-d4	4-nitrophenol-d4
2,4-dichlorophenol-d3	phenol-d5
dimethylphthalate-d6	pyrene-d10

2,000 µg/mL each in methylene chloride, 1 mL/ampul  
cat.# 31810 (ea.)

#### Fortification Mix (7 components)

4,6-dinitro-2-methylphenol	4-nitroaniline
2,4-dinitrophenol	4-nitrophenol
2-nitroaniline	2,4,5-trichlorophenol
3-nitroaniline	

2,000 µg/mL each in methylene chloride, 1 mL/ampul  
cat.# 31813 (ea.)

### 03.2 (Semivolatiles), Calibration Mixes, *cont.*

#### 3,3'-Dichlorobenzidine

2,000 µg/mL in methylene chloride, 1 mL/ampul  
cat.# 31835 (ea.)

#### Hexachlorophene

2,000 µg/mL in methylene chloride, 1 mL/ampul  
cat.# 31811 (ea.)

### Low-Concentration Semivolatiles, Calibration Mixes

#### L/C Phenol Mix A (6 components)

2,4-dinitrophenol	pentachlorophenol
2-methyl-4,6-dinitrophenol	2,4,6-tribromophenol (SS)
4-nitrophenol	2,4,5-trichlorophenol

2,000 µg/mL each in methylene chloride, 1 mL/ampul  
cat.# 31208 (ea.)

Must be calibrated at a level different from the other listed semivolatile compounds.

#### L/C Aniline Mix A (3 components)

2-nitroaniline	4-nitroaniline
3-nitroaniline	

2,000 µg/mL each in methylene chloride, 1 mL/ampul  
cat.# 31210 (ea.)

Must be calibrated at a level different from the other listed semivolatile compounds.

#### L/C Aniline Mix B

4-chloroaniline

2,000 µg/mL in methylene chloride, 1 mL/ampul  
cat.# 31211 (ea.)

### Additional Required Low-Concentration Semivolatile Mixes:

31024:	B/N Surrogate Mix (4/89 SOW)	page 475
31009:	SV Calibration Mix #3	page 506
31010:	SV Calibration Mix #4	page 506
31011:	SV Calibration Mix #5	page 473
31026:	3,3'-dichlorobenzidine	page 442
31001:	SV Tuning Compound (DFTPP)	page 442

Note: Pesticides are not included in the EPA CLP semivolatile analytical method.

Restek Offers a Full  
Line of Certified  
Reference Materials

See **pages 438-439.**



[www.restek.com/iso](http://www.restek.com/iso)

## Semivolatile Organics/Base, Neutral & Acid Extractables (BNAs), *cont.*

### GPC Calibration Mix

Qualitative mixture useful for determining GPC dump/collect times. The compounds are dissolved in methylene chloride at the concentrations listed.

#### CLP GPC Calibration Mix (5 components)

bis(2-ethylhexyl) phthalate	10 mg/mL	perylene	0.2
corn oil	250	sulfur	0.8
methoxychlor	2.0		

In methylene chloride, 1 mL/ampul

cat.# 32019 (ea.)

In methylene chloride, 5 mL/ampul

cat.# 32023 (ea.)

No data pack available.

#### Revised GPC Calibration Mix (5 components)

bis(2-ethylhexyl) phthalate	5 mg/mL	perylene	0.2
corn oil	250	sulfur	0.8
methoxychlor	1.0		

In methylene chloride, 1 mL/ampul

cat.# 32041 (ea.)

In methylene chloride, 5 mL/ampul

cat.# 32042 (ea.)

No data pack available.

## did you know?

Our **Pesticide Matrix Spike Mix** (cat.# 32018, **page 488**) can be used as a GPC calibration verification solution.

# NEW!

## Compound Index for Reference Standards

See **pages 730–736.**



## Toxicity Characteristic Leaching Procedure (TCLP)

### Method 1311 (Toxicity Characteristic Leaching Procedure [TCLP])

#### TCLP VOA Mix (11 components)

benzene	1,2-dichloroethane
2-butanone (MEK)	1,1-dichloroethene
carbon tetrachloride	tetrachloroethene
chlorobenzene	trichloroethene
chloroform	vinyl chloride
1,4-dichlorobenzene	

2,000 µg/mL each in P&T methanol:water (90:10), 1 mL/ampul

cat.# 30024 (ea.)

#### TCLP Acid Mix (6 components)

2-methylphenol	pentachlorophenol
3-methylphenol	2,4,5-trichlorophenol
4-methylphenol	2,4,6-trichlorophenol

2,000 µg/mL each in methanol, 1 mL/ampul

cat.# 31027 (ea.)

#### TCLP B/N Mix (7 components)

1,4-dichlorobenzene	hexachloroethane
2,4-dinitrotoluene	nitrobenzene
hexachlorobenzene	pyridine
hexachlorobutadiene	

2,000 µg/mL each in acetone, 1 mL/ampul

cat.# 31028 (ea.)

#### TCLP Pesticide Mix (5 components)

γ-BHC (lindane)	heptachlor epoxide (isomer B)
endrin	methoxychlor
heptachlor	

2,000 µg/mL each in methanol, 1 mL/ampul

cat.# 32013 (ea.)

#### TCLP Herbicide Mix (2 components)

2,4-D (free acid)
Silvex (free acid)

2,000 µg/mL each in methanol, 1 mL/ampul

cat.# 32014 (ea.)

#### TCLP Toxaphene Mix

toxaphene

2,000 µg/mL in methanol, 1 mL/ampul

cat.# 32015 (ea.)

#### TCLP Chlordane Mix

chlordane

2,000 µg/mL in methanol, 1 mL/ampul

cat.# 32016 (ea.)

## Trihalomethanes

### Method 501.1, 501.2, 501.3 (Trihalomethanes)

#### 501 Trihalomethane Mix (4 components)

bromodichloromethane	chloroform
bromoform	dibromochloromethane

200 µg/mL each in P&T methanol, 1 mL/ampul  
cat.# 30036 (ea.)

2,000 µg/mL each in P&T methanol, 1 mL/ampul  
cat.# 30211 (ea.)

#### DW-VOC Mix #1 (8 components)

benzene	1,1-dichloroethene
carbon tetrachloride	1,1,1-trichloroethane
1,4-dichlorobenzene	trichloroethene
1,2-dichloroethane	vinyl chloride

200 µg/mL each in P&T methanol, 1 mL/ampul  
cat.# 30037 (ea.)

2,000 µg/mL each in P&T methanol, 1 mL/ampul  
cat.# 30219 (ea.)

#### DW-VOC Mix #2 (12 components)

chlorobenzene	styrene
1,2-dichlorobenzene	tetrachloroethene
cis-1,2-dichloroethene	toluene
trans-1,2-dichloroethene	m-xylene
1,2-dichloropropane	o-xylene
ethylbenzene	p-xylene

200 µg/mL each in P&T methanol, 1 mL/ampul  
cat.# 30038 (ea.)

2,000 µg/mL each in P&T methanol, 1 mL/ampul  
cat.# 30220 (ea.)

#### DW-VOC Mix #3 (3 components)

methylene chloride	1,1,2-trichloroethane
1,2,4-trichlorobenzene	

2,000 µg/mL each in P&T methanol, 1 mL/ampul  
cat.# 30235 (ea.)

#### DW-VOC Kit #2 (2,000 µg/mL)

Contains 1 mL each of these mixtures.

30211: 501 Trihalomethane Mix

30219: DW-VOC Mix #1

30220: DW-VOC Mix #2

30235: DW-VOC Mix #3

cat.# 30221 (kit)

kit

## Technical Service

Do you have a technical question? Restek's Technical Service group has answers! Drawing from our extensive libraries of technical information and many years of collective chromatography experience, the experts in Technical Service can help you with everything from setup to method development.

### Contact us:

For quick answers to commonly asked questions any time of the day, visit [www.restek.com/answers](http://www.restek.com/answers) or contact us directly:

### In the U.S.

Phone: 1-800-356-1688, ext. 4

Fax: 1-814-353-1568

e-mail: [support@restek.com](mailto:support@restek.com)

### Hours of operation (Eastern Time):

Monday - Thursday, 8:00 a.m. to 6:00 p.m.

Friday, 8:00 a.m. to 5:00 p.m.

Outside the U.S.? Find a distributor at

[www.restek.com/distributor](http://www.restek.com/distributor)

## Volatile Organics

### Individual VOA Surrogate and Internal Standards for EPA Methods

Volume is 1 mL/ampul. Concentration is µg/mL.

Compound	CAS #	Solvent	Conc.	cat.#
benzene-d6	1076-43-3	PTM	2,000	30025
2-bromochlorobenzene	694-80-4	PTM	2,000	30228
4-bromochlorobenzene	106-39-8	PTM	2,000	30230
bromochloromethane	74-97-5	PTM	2,000	30225
2-bromo-1-chloropropane	3017-95-6	PTM	2,000	30226
4-bromofluorobenzene	460-00-4	PTM	2,000	30026
chlorobenzene-d5	3114-55-4	PTM	2,000	30223
1-chloro-2-fluorobenzene	348-51-6	PTM	2,000	30040
1,2-dichlorobenzene-d4	2199-69-1	PTM	2,000	30049
1,4-dichlorobutane	110-56-5	PTM	2,000	30227
1,2-dichloroethane-d4	17060-07-0	PTM	2,000	30027
1,4-difluorobenzene	540-36-3	PTM	2,000	30032
ethylbenzene-d5	20302-26-5	PTM	2,000	30028
ethylbenzene-d10	25837-05-2	PTM	2,000	30029
fluorobenzene	462-06-6	PTM	2,000	30030
pentafluorobenzene	363-72-4	PTM	2,000	30031
toluene-d8	2037-26-5	PTM	2,000	30224
α,α,α-trifluorotoluene	98-08-8	PTM	2,000	30048

PTM = Purge-and-trap grade methanol

### Method 501.1, 501.2, 501.3 (Trihalomethanes)

See page 509.

#### Antifoam Agent for Purge-and-Trap Samples

Foam generated as purge gas passes through a sample can enter the analytical trap—and possibly the GC column. Our silica-containing antifoam agent is effective over a wide pH range and will not conflict with chromatography of target analytes. To use properly, see the instructions on the product certificate or on the product page (search “31822” at [www.restek.com](http://www.restek.com)).

Neat, 1 mL/ampul

cat.# 31822 (ea.)

No data pack available.

### Method 502.1, 502.2 (Volatile Halogenated Organics)

#### 502.2 Internal Standard #1

1-chloro-2-fluorobenzene

2,000 µg/mL in P&T methanol, 1 mL/ampul

cat.# 30040 (ea.)

#### 502.2 Internal Standard Mix #2 (2 components)

2-bromo-1-chloropropane  
fluorobenzene

2,000 µg/mL each in P&T methanol, 1 mL/ampul

cat.# 30041 (ea.)

#### 8021/502.2 Surrogate Mix #1 (3 components)

1-bromo-2-chloroethane  
1-chloro-3-fluorobenzene  
fluorobenzene

2,000 µg/mL each in P&T methanol, 1 mL/ampul

cat.# 30463 (ea.)

### Volatiles MegaMix® Standard With Gases

(60 components)



- |                                    |   |
|------------------------------------|---|
| benzene                            | 2,2-dichloropropane                               |
| bromobenzene                       | 1,1-dichloropropene                               |
| bromochloromethane                 | <i>cis</i> -1,3-dichloropropene                   |
| bromodichloromethane               | <i>trans</i> -1,3-dichloropropene                 |
| bromoform                          | ethylbenzene                                      |
| bromomethane (methyl bromide)      | hexachloro-1,3-butadiene<br>(hexachlorobutadiene) |
| <i>n</i> -butylbenzene             | isopropylbenzene (cumene)                         |
| <i>sec</i> -butylbenzene           | 4-isopropyltoluene ( <i>p</i> -cymene)            |
| <i>tert</i> -butylbenzene          | methylene chloride (dichloromethane)              |
| carbon tetrachloride               | naphthalene                                       |
| chlorobenzene                      | <i>n</i> -propylbenzene                           |
| chloroethane (ethyl chloride)      | styrene   |
| chloroform                         | 1,1,1,2-tetrachloroethane                         |
| chloromethane (methyl chloride)    | 1,1,2,2-tetrachloroethane                         |
| 2-chlorotoluene                    | tetrachloroethene                                 |
| 4-chlorotoluene                    | toluene   |
| dibromochloromethane               | 1,2,3-trichlorobenzene                            |
| 1,2-dibromo-3-chloropropane (DBCP) | 1,2,4-trichlorobenzene                            |
| 1,2-dibromoethane (EDB)            | 1,1,1-trichloroethane                             |
| dibromomethane                     | 1,1,2-trichloroethane                             |
| 1,2-dichlorobenzene                | trichloroethene                                   |
| 1,3-dichlorobenzene                | trichlorofluoromethane (CFC-11)                   |
| 1,4-dichlorobenzene                | 1,2,3-trichloropropane                            |
| dichlorodifluoromethane (CFC-12)   | 1,2,4-trimethylbenzene                            |
| 1,1-dichloroethane                 | 1,2-dichloroethane                                |
| 1,2-dichloroethane                 | 1,3,5-trimethylbenzene                            |
| 1,1-dichloroethene                 | vinyl chloride                                    |
| <i>cis</i> -1,2-dichloroethene     | <i>m</i> -xylene                                  |
| <i>trans</i> -1,2-dichloroethene   | <i>o</i> -xylene                                  |
| 1,2-dichloropropane                | <i>p</i> -xylene                                  |
| 1,3-dichloropropane                |   |

200 µg/mL each in P&T methanol, 1 mL/ampul

cat.# 30603 (ea.)

**NEW!**

## Compound Index for Reference Standards

See pages 730–736.





## Volatile Organics

Method 502.1, 502.2 (Volatile Halogenated Organics), *cont.***502.2 MegaMix® Standard** (54 components)

Includes all target analytes except the six gases, which are available separately as 502.2 Calibration Mix #1 (below).

benzene	1,1-dichloropropene
bromobenzene	<i>cis</i> -1,3-dichloropropene
bromochloromethane	<i>trans</i> -1,3-dichloropropene
bromodichloromethane	ethylbenzene
bromoform	hexachloro-1,3-butadiene (hexachloro-butadiene)
<i>n</i> -butylbenzene	isopropylbenzene (cumene)
<i>sec</i> -butylbenzene	4-isopropyltoluene ( <i>p</i> -cymene)
<i>tert</i> -butylbenzene	methylene chloride (dichloromethane)
carbon tetrachloride	naphthalene
chlorobenzene	<i>n</i> -propylbenzene
chloroform	styrene
2-chlorotoluene	1,1,1,2-tetrachloroethane
4-chlorotoluene	1,1,2,2-tetrachloroethane
dibromochloromethane	tetrachloroethene
1,2-dibromo-3-chloropropane (DBCP)	toluene
1,2-dibromoethane	1,2,3-trichlorobenzene
dibromomethane	1,2,4-trichlorobenzene
1,2-dichlorobenzene	1,1,1-trichloroethane
1,3-dichlorobenzene	1,1,2-trichloroethane
1,4-dichlorobenzene	trichloroethene
1,1-dichloroethane	1,2,3-trichloropropane
1,2-dichloroethane	1,2,4-trimethylbenzene
1,1-dichloroethene	1,3,5-trimethylbenzene
<i>cis</i> -1,2-dichloroethene	<i>m</i> -xylene
<i>trans</i> -1,2-dichloroethene	<i>o</i> -xylene
1,2-dichloropropane	<i>p</i> -xylene
1,3-dichloropropane	
2,2-dichloropropane	

200 µg/mL each in P&T methanol, 1 mL/ampul

cat.# 30432 (ea.)

2,000 µg/mL each in P&T methanol, 1 mL/ampul

cat.# 30431 (ea.)

**502.2 Calibration Mix #1 (gases)** (6 components)

bromomethane	dichlorodifluoromethane (CFC-12)
chloroethane	trichlorofluoromethane (CFC-11)
chloromethane	vinyl chloride

200 µg/mL each in P&T methanol, 1 mL/ampul

cat.# 30439 (ea.)

2,000 µg/mL each in P&T methanol, 1 mL/ampul

cat.# 30042 (ea.)

**502.2 Calibration Mix #2** (14 components)

bromodichloromethane	1,3-dichloropropane
bromoform	2,2-dichloropropane
carbon tetrachloride	<i>cis</i> -1,3-dichloropropene
chloroform	<i>trans</i> -1,3-dichloropropene
1,1-dichloroethane	methylene chloride
1,1-dichloroethene	1,1,1-trichloroethane
<i>trans</i> -1,2-dichloroethene	trichloroethene

2,000 µg/mL each in P&T methanol, 1 mL/ampul

cat.# 30043 (ea.)

**502.2 Calibration Mix #3** (14 components)

bromochloromethane	1,2-dichloropropane
dibromochloromethane	1,1-dichloropropene
1,2-dibromo-3-chloropropane	1,1,1,2-tetrachloroethane
1,2-dibromoethane	1,1,2,2-tetrachloroethane
dibromomethane	tetrachloroethene
1,2-dichloroethane	1,1,2-trichloroethane
<i>cis</i> -1,2-dichloroethene	1,2,3-trichloropropane

2,000 µg/mL each in P&T methanol, 1 mL/ampul

cat.# 30044 (ea.)

**502.2 Calibration Mix #4** (9 components)

benzene	styrene
<i>tert</i> -butylbenzene	toluene
chlorobenzene	1,3,5-trimethylbenzene
isopropylbenzene	<i>m</i> -xylene
<i>n</i> -propylbenzene	

2,000 µg/mL each in P&T methanol, 1 mL/ampul

cat.# 30045 (ea.)

**502.2 Calibration Mix #5** (10 components)

bromobenzene	ethylbenzene
<i>n</i> -butylbenzene	1,2,4-trichlorobenzene
<i>sec</i> -butylbenzene	1,2,4-trimethylbenzene
2-chlorotoluene	<i>o</i> -xylene
1,3-dichlorobenzene	<i>p</i> -xylene

2,000 µg/mL each in P&T methanol, 1 mL/ampul

cat.# 30046 (ea.)

**502.2 Calibration Mix #6** (7 components)

4-chlorotoluene	4-isopropyltoluene
1,2-dichlorobenzene	naphthalene
1,4-dichlorobenzene	1,2,3-trichlorobenzene
hexachlorobutadiene	

2,000 µg/mL each in P&T methanol, 1 mL/ampul

cat.# 30047 (ea.)

**502.2 VOA Calibration Kit #1 (2,000 µg/mL)**

Contains 1 mL each of these mixtures.

- 30042: 502.2 Calibration Mix #1
- 30043: 502.2 Calibration Mix #2
- 30044: 502.2 Calibration Mix #3
- 30045: 502.2 Calibration Mix #4
- 30046: 502.2 Calibration Mix #5
- 30047: 502.2 Calibration Mix #6

cat.# 30044 (kit)

kit

**502.2 VOA Calibration Kit #2 (2,000 µg/mL)**

Contains 1 mL each of these mixtures.

- 30042: 502.2 Calibration Mix #1
- 30431: 502.2 MegaMix Standard

cat.# 30045 (kit)

kit

**502.2 VOA Calibration Kit #3 (200 µg/mL)**

Contains 1 mL each of these mixtures.

- 30439: 502.2 Calibration Mix #1
- 30432: 502.2 MegaMix Standard

cat.# 30046 (kit)

kit

**Volatile Organics, cont.**

**Method 504.1 (Ethylene Dibromide/  
Dibromochloropropane)**

**504.1 Calibration Mix** (3 components)

1,2-dibromo-3-chloropropane	1,2,3-trichloropropane
1,2-dibromoethane	

200 µg/mL each in P&T methanol, 1 mL/ampul  
cat.# 30239 (ea.)

**Method 522 (1,4-Dioxane)**

See page 481.

**Method 524.1, 524.2 (Volatile Organics)**

**524 Internal Standard/Surrogate Mix** (3 components)

4-bromofluorobenzene	fluorobenzene
1,2-dichlorobenzene-d4	

2,000 µg/mL each in P&T methanol, 1 mL/ampul  
cat.# 30201 (ea.)

**Surrogate Standard** (2 components)

4-bromofluorobenzene	
α,α,α-trifluorotoluene	

2,500 µg/mL each in P&T methanol, 1 mL/ampul  
cat.# 30484 (ea.)

**524.2 Surrogate Standard** (2 components)

1-bromo-4-fluorobenzene	
1,2-dichlorobenzene-d4	

2,000 µg/mL in P&T methanol, 1 mL/ampul  
cat.# 30607 (ea.)

**PFTBA (MS Tuning Compound)**

perfluorotributylamine (PFTBA)

Neat, 1 mL/ampul  
cat.# 30482 (ea.)

Neat, 1 g  
cat.# 33027 (ea.)

No data pack available.

**Antifoam Agent for Purge-and-Trap Samples**

Foam generated as purge gas passes through a sample can enter the analytical trap—and possibly the GC column. Our silica-containing antifoam agent is effective over a wide pH range and will not conflict with chromatography of target analytes. To use properly, see the instructions on the product certificate or on the product page (search “31822” at [www.restek.com](http://www.restek.com)).

Neat, 1 mL/ampul  
cat.# 31822 (ea.)

No data pack available.

**Method 524.1, 524.2 (Volatile Organics), cont.**

**Volatiles MegaMix® Standard With Gases**



(60 components)

benzene	2,2-dichloropropane
bromobenzene	1,1-dichloropropene
bromochloromethane	<i>cis</i> -1,3-dichloropropene
bromodichloromethane	<i>trans</i> -1,3-dichloropropene
bromoform	ethylbenzene
bromomethane (methyl bromide)	hexachloro-1,3-butadiene (hexachlorobutadiene)
<i>n</i> -butylbenzene	isopropylbenzene (cumene)
<i>sec</i> -butylbenzene	4-isopropyltoluene ( <i>p</i> -cymene)
<i>tert</i> -butylbenzene	methylene chloride (dichloromethane)
carbon tetrachloride	naphthalene
chlorobenzene	<i>n</i> -propylbenzene
chloroethane (ethyl chloride)	styrene
chloroform	1,1,1,2-tetrachloroethane
chloromethane (methyl chloride)	1,1,2,2-tetrachloroethane
2-chlorotoluene	tetrachloroethene
4-chlorotoluene	toluene
dibromochloromethane	1,2,3-trichlorobenzene
1,2-dibromo-3-chloropropane (DBCP)	1,2,4-trichlorobenzene
1,2-dibromoethane (EDB)	1,1,1-trichloroethane
dibromomethane	1,1,2-trichloroethane
1,2-dichlorobenzene	trichloroethene
1,3-dichlorobenzene	trichlorofluoromethane (CFC-11)
1,4-dichlorobenzene	1,2,3-trichloropropane
dichlorodifluoromethane (CFC-12)	1,2,4-trimethylbenzene
1,1-dichloroethane	1,3,5-trimethylbenzene
1,2-dichloroethane	vinyl chloride
1,1-dichloroethene	<i>m</i> -xylene
<i>cis</i> -1,2-dichloroethene	<i>o</i> -xylene
<i>trans</i> -1,2-dichloroethene	<i>p</i> -xylene
1,2-dichloropropane	
1,3-dichloropropane	

200 µg/mL each in P&T methanol, 1 mL/ampul  
cat.# 30603 (ea.)

**502.2 Calibration Mix #1 (gases)** (6 components)

bromomethane	dichlorodifluoromethane (CFC-12)
chloroethane	trichlorofluoromethane (CFC-11)
chloromethane	vinyl chloride

200 µg/mL each in P&T methanol, 1 mL/ampul  
cat.# 30439 (ea.)

2,000 µg/mL each in P&T methanol, 1 mL/ampul  
cat.# 30042 (ea.)

**Ketones Mix, 524.2 Rev. 4.1** (5 components)

acetone	2-hexanone
2-butanone (MEK)	4-methyl-2-pentanone (MIBK)
1,1-dichloro-2-propanone	

5,000 µg/mL each in P&T methanol:water (90:10), 1 mL/ampul  
cat.# 30602 (ea.)

**Oxygenates Standard** (5 components)

diisopropyl ether (DIPE)	2,000 µg/mL	<i>tert</i> -amyl methyl ether (TAME)	2,000
ethyl- <i>tert</i> -butyl ether (ETBE)	2,000	<i>tert</i> -butyl alcohol (TBA)	10,000
<i>tert</i> -amyl ethyl ether (TAEE)	2,000		

In P&T methanol, 1 mL/ampul  
cat.# 30619 (ea.)

Volatile Organics, *cont.*Method 524.1, 524.2 (Volatile Organics), *cont.*Drinking Water VOA MegaMix® Standard,  
524.2 Rev. 4.1 (73 components)

MEGAMix®

acrylonitrile	diethyl ether (ethyl ether)
allyl chloride	ethylbenzene
benzene	ethyl methacrylate
bromobenzene	hexachloro-1,3-butadiene
bromochloromethane	hexachloroethane
bromodichloromethane	iodomethane (methyl iodide)
bromoform	isopropylbenzene (cumene)
<i>n</i> -butylbenzene	4-isopropyltoluene ( <i>p</i> -cymene)
<i>sec</i> -butylbenzene	methacrylonitrile
<i>tert</i> -butylbenzene	methyl acrylate
carbon disulfide	methyl <i>tert</i> -butyl ether (MTBE)
carbon tetrachloride	methylene chloride (dichloromethane)
chloroacetonitrile	methyl methacrylate
chlorobenzene	naphthalene
1-chlorobutane	nitrobenzene
chlorodibromomethane (dibromochloro- methane)	2-nitropropane
chloroform	pentachloroethane
2-chlorotoluene	propionitrile (ethylcyanide)
4-chlorotoluene	<i>n</i> -propylbenzene
1,2-dibromo-3-chloropropane (DBCP)	styrene
1,2-dibromoethane (ethylene dibromide)	1,1,1,2-tetrachloroethane
dibromomethane	1,1,2,2-tetrachloroethane
1,2-dichlorobenzene	tetrachloroethene
1,3-dichlorobenzene	tetrahydrofuran
1,4-dichlorobenzene	toluene
<i>trans</i> -1,4-dichloro-2-butene	1,2,3-trichlorobenzene
1,1-dichloroethane	1,2,4-trichlorobenzene
1,2-dichloroethane	1,1,1-trichloroethane
1,1-dichloroethene	1,1,2-trichloroethane
<i>cis</i> -1,2-dichloroethene	trichloroethene
<i>trans</i> -1,2-dichloroethene	1,2,3-trichloropropane
1,2-dichloropropane	1,2,4-trimethylbenzene
1,3-dichloropropane	1,3,5-trimethylbenzene
2,2-dichloropropane	<i>m</i> -xylene
1,1-dichloropropene	<i>o</i> -xylene
<i>cis</i> -1,3-dichloropropene	<i>p</i> -xylene
<i>trans</i> -1,3-dichloropropene	

2,000 µg/mL each in P&T methanol, 1 mL/ampul  
cat.# 30601 (ea.)

## 524 Calibration Mix #7A (5 components)

acetone	4-methyl-2-pentanone (MIBK)
2-butanone (MEK)	tetrahydrofuran
2-hexanone	

2,000 µg/mL each in P&T methanol:water (90:10), 1 mL/ampul  
cat.# 30300 (ea.)

## 524 Calibration Mix #7B (7 components)

acrylonitrile	methyl methacrylate
allyl chloride (3-chloropropene)	nitrobenzene
ethyl methacrylate	pentachloroethane
methyl acrylate	

2,000 µg/mL each in P&T methanol, 1 mL/ampul  
cat.# 30304 (ea.)

## 524 Calibration Mix #7 Kit

Contains 1 mL each of these mixtures.  
30300: 524 Calibration Mix #7A  
30304: 524 Calibration Mix #7B

cat.# 30202 (kit)

kit

## 524 Calibration Mix #8 (12 components)

carbon disulfide	hexachloroethane
chloroacetonitrile	iodomethane (methyl iodide)
1-chlorobutane	methacrylonitrile
<i>trans</i> -1,4-dichloro-2-butene	methyl <i>tert</i> -butyl ether
1,1-dichloro-2-propanone	2-nitropropane
diethyl ether	propionitrile

2,000 µg/mL each in P&T methanol, 1 mL/ampul  
cat.# 30203 (ea.)

## 524 Rev. 4.0 Volatile Organics Kit (2,000 µg/mL)

Contains 1 mL each of these mixtures.  
30201: 524 Internal Standard/Surrogate Mix  
30042: 502.2 Calibration Mix #1  
30043: 502.2 Calibration Mix #2  
30044: 502.2 Calibration Mix #3  
30045: 502.2 Calibration Mix #4  
30046: 502.2 Calibration Mix #5  
30047: 502.2 Calibration Mix #6  
30300: 524 Calibration Mix #7A  
30304: 524 Calibration Mix #7B  
30203: 524 Calibration Mix #8

cat.# 30204 (kit)

kit

## 524 Rev. 4.0 VOA Kit #2 (2,000 µg/mL)

Contains 1 mL each of these mixtures.  
30042: 502.2 Calibration Mix #1  
30431: 502.2 MegaMix Standard  
30300: 524 Calibration Mix #7A  
30304: 524 Calibration Mix #7B  
30203: 524 Calibration Mix #8  
30201: 524 Surrogate/Internal Standard Mix

cat.# 30447 (kit)

kit

NEW!

Compound Index  
for Reference  
Standards

See pages 730–736.



Volatile Organics, *cont.*

Method 524.3 (Purgeable Organics in Drinking Water)

UCMR3 Method 524.3 Standard (9 components)

bromochloromethane	600 µg/mL	chloromethane	2,000
bromomethane	2,000	1,1-dichloroethane	300
1,3-butadiene	1,000	<i>n</i> -propylbenzene	300
<i>sec</i> -butylbenzene	400	1,2,3-trichloropropane	300
chlorodifluoromethane (CFC-22)	800		

In P&T methanol, 1 mL/ampul

cat.# 30642 (ea.)



EPA 524.3 Reference Standards

- Full 82-component EPA 524.3 list using as few as three ampuls—reduce prep time and chances for error or contamination.
- EPA 524.3 VOA MegaMix® ampul includes oxygenates group—no need to order separately.
- Volatile gases prepared separately—replace shorter-life components without wasting money on full list.
- Two options for internal and surrogate standards—separate or combined mix.
- Certified reference materials (CRMs) manufactured and QC-tested in Restek’s ISO-accredited labs—satisfy your ISO requirements.
- Also ideal for surface water and groundwater testing.

In support of the U.S. Safe Drinking Water Act (SDWA), Restek offers a complete set of EPA 524.3 reference standards for the monitoring of purgeable organic compounds in drinking water—using as few as three ampuls! In addition, this collection of certified reference materials (CRMs) also covers the seven volatile organic compounds (VOCs) included in the Unregulated Contaminant Monitoring Rule 3 (UCMR3), which requires monitoring of all public drinking water systems with 10,000 or more customers.

524.3 VOA MegaMix® Standard

(69 components)

allyl chloride (3-chloropropene)  
*tert*-amyl ethyl ether (TAE)  
*tert*-amyl methyl ether (TAME)  
 benzene  
 bromobenzene  
 bromochloromethane  
 bromodichloromethane  
 bromoform  
*tert*-butanol (TBA)  
*n*-butylbenzene  
*sec*-butylbenzene  
*tert*-butylbenzene  
 carbon disulfide  
 carbon tetrachloride  
 chlorobenzene  
 chloroform  
 1-chlorobutane (butyl chloride)  
 2-chlorotoluene  
 4-chlorotoluene  
 dibromochloromethane  
 1,2-dibromo-3-chloropropane  
 dibromomethane  
 1,2-dibromoethane (EDB)  
 1,2-dichlorobenzene  
 1,3-dichlorobenzene  
 1,4-dichlorobenzene  
 1,1-dichloroethane  
 1,2-dichloroethane  
 1,1-dichloroethene  
*cis*-1,2-dichloroethene  
*trans*-1,2-dichloroethene  
 1,2-dichloropropane  
 1,3-dichloropropane  
 1,1-dichloropropene  
*cis*-1,3-dichloropropene

*trans*-1,3-dichloropropene  
 diethyl ether (ethyl ether)  
 diisopropyl ether (DIPE)  
 ethylbenzene  
 ethyl-*tert*-butyl ether (ETBE)  
 ethyl methacrylate  
 hexachlorobutadiene  
 hexachloroethane  
 iodomethane (methyl iodide)  
 isopropylbenzene (cumene)  
 4-isopropyltoluene (*p*-cymene)  
 methyl acetate  
 methyl-*tert*-butyl ether (MTBE)  
 methylene chloride (dichloromethane)  
 naphthalene  
 pentachloroethane  
*n*-propylbenzene  
 styrene  
 tetrachloroethene  
 1,1,1,2-tetrachloroethane  
 1,1,2,2-tetrachloroethane  
 tetrahydrofuran  
 toluene  
 1,2,3-trichlorobenzene  
 1,2,4-trichlorobenzene  
 1,1,1-trichloroethane  
 1,1,2-trichloroethane  
 trichloroethene  
 1,2,3-trichloropropane  
 1,2,4-trimethylbenzene  
 1,3,5-trimethylbenzene  
*m*-xylene  
*o*-xylene  
*p*-xylene



2,000 µg/mL each in P&T methanol, 1 mL/ampul

cat.# 30013 (ea.)



524.3 Gas Calibration Mix (7 components)

bromomethane (methyl bromide)  
 1,3-butadiene  
 chlorodifluoromethane (CFC-22)  
 chloromethane (methyl chloride)  
 dichlorodifluoromethane (CFC-12)  
 trichlorofluoromethane (CFC-11)  
 vinyl chloride

2,000 µg/mL each in P&T methanol, 1 mL/ampul

cat.# 30014 (ea.)



524.3 Internal Standard Mix (3 components)

chlorobenzene-*d*5  
 1,4-dichlorobenzene-*d*4  
 1,4-difluorobenzene

2,000 µg/mL each in P&T methanol, 1 mL/ampul

cat.# 30015 (ea.)



524.3 Surrogate Standard (3 components)

1-bromo-4-fluorobenzene (BFB)  
 methyl-*d*3-*tert*-butyl ether  
 1,2-dichlorobenzene-*d*4

2,000 µg/mL each in P&T methanol, 1 mL/ampul

cat.# 30016 (ea.)



524.3 Internal Standard/Surrogate Mix (6 components)

1-bromo-4-fluorobenzene (BFB)  
 methyl-*d*3-*tert*-butyl ether  
 chlorobenzene-*d*5  
 1,2-dichlorobenzene-*d*4  
 1,4-dichlorobenzene-*d*4  
 1,4-difluorobenzene

2,000 µg/mL each in P&T methanol, 1 mL/ampul

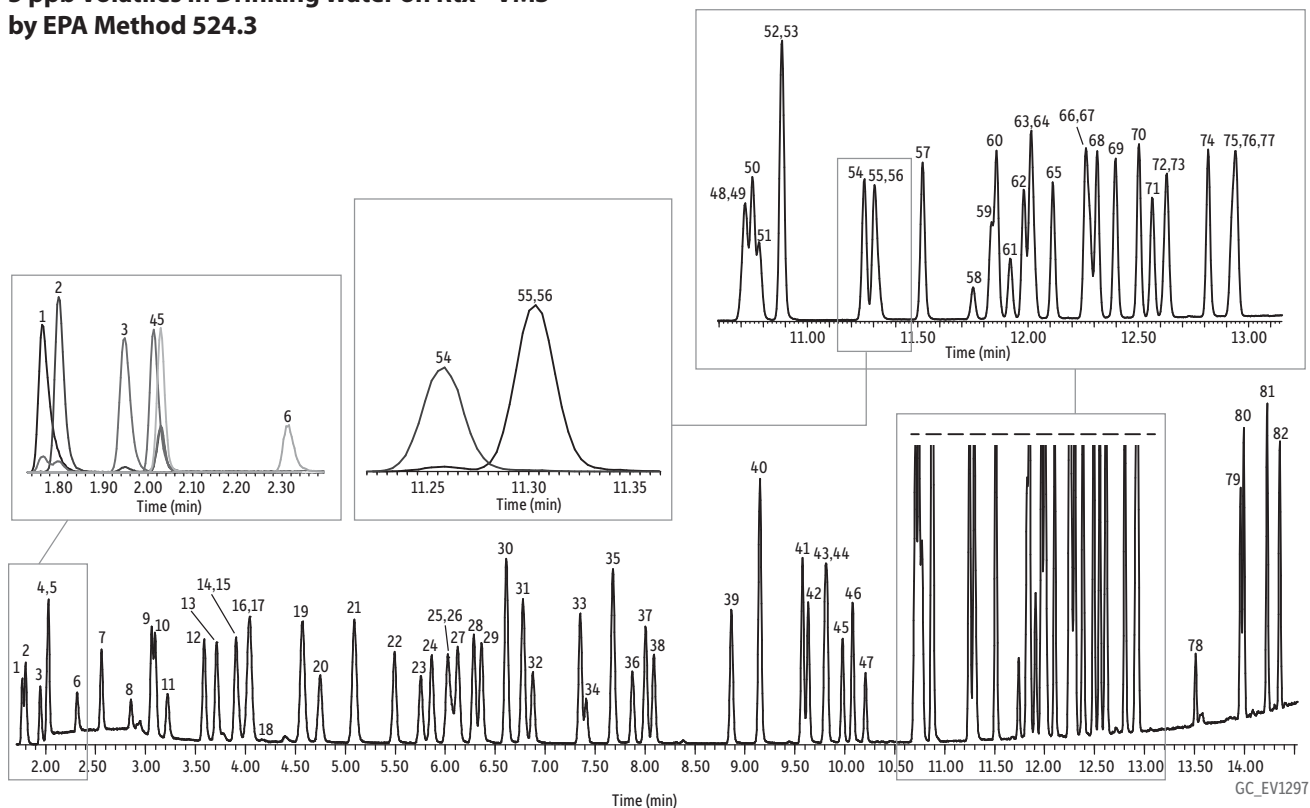
cat.# 30017 (ea.)



## Volatile Organics, *cont.*

### Method 524.3 (Purgeable Organics in Drinking Water), *cont.*

#### 5 ppb Volatiles in Drinking Water on Rtx®-VMS by EPA Method 524.3



**Column** Rtx®-VMS, 30 m, 0.25 mm ID, 1.40 µm (cat.# 19915)  
**Sample** 524.3 internal standard/surrogate mix (cat.# 30017)  
 524.3 gas calibration mix (cat.# 30014)  
 524.3 VOA MegaMix® standard (cat.# 30013)

**Diluent:** RO water  
**Conc.:** 5 ng/mL (5 mL sample)

**Injection** purge and trap split (split ratio 30:1)  
**Liner:** Sky® 1.0mm ID straight inlet liner (cat.# 23333.1)  
**Inj. Temp.:** 200 °C

**Purge and Trap**  
**Instrument:** EST Encon Evolution  
**Trap Type:** Vocarb 3000  
**Purge:** 11 min, flow 40 mL/min  
**Dry Purge:** 1 min, flow 50 mL/min  
**Desorb:** 1 min @ 260 °C, flow 30.9 mL/min  
**Bake:** 8 min @ 265 °C  
**Interface Connection:** injection port  
**Transfer Line Temp.:** 150 °C

**Oven**  
**Oven Temp.:** 45 °C (hold 4.5 min) to 100 °C at 12 °C/min to 240 °C at 25 °C/min (hold 1.32 min)

**Carrier Gas** He, constant flow  
**Flow Rate:** 0.9 mL/min

**Detector** MS  
**Mode:** Scan

Scan Program:	Start Time (min)	Scan Range (amu)	Scan Rate (scans/sec)
1	1.5	47-300	5.4
2	2.9	35-300	5.19

**Transfer Line Temp.:** 240 °C  
**Analyzer Type:** Quadrupole  
**Source Temp.:** 230 °C  
**Quad Temp.:** 150 °C  
**Electron Energy:** 70 eV  
**Solvent Delay Time:** 1.5 min  
**Tune Type:** BFB  
**Ionization Mode:** EI  
**Instrument** Agilent 7890A GC & 5975C MSD

**Acknowledgement** EST Analytical provided the Centurion robotic autosampler and Encon Evolution P&T concentrator.

- Peaks**
- Dichlorodifluoromethane
  - Chlorodifluoromethane
  - Chloromethane
  - Vinyl chloride
  - 1,3-Butadiene
  - Bromomethane
  - Trichlorofluoromethane
  - Diethyl ether
  - 1,1-Dichloroethene
  - Carbon disulfide
  - Methyl iodide
  - Allyl chloride
  - Methylene chloride
  - trans-1,2-Dichloroethene
  - Methyl acetate
  - MTBE-d3 (SS)
  - MTBE
  - tert-Butyl alcohol (TBA)
  - Diisopropyl ether (DIPE)
  - 1,1-Dichloroethane
  - tert-Butyl ethyl ether (ETBE)
  - cis-1,2-Dichloroethane
  - Bromochloromethane
  - Chloroform
  - Carbon tetrachloride
  - Tetrahydrofuran
  - 1,1,1-Trichloroethane
  - 1,1-Dichloropropene
  - 1-Chlorobutane
  - Benzene
  - tert-Amyl methyl ether (TAME)
  - 1,2-Dichloroethane
  - Trichloroethene
  - 1,4-Difluorobenzene
  - tert-Amyl ethyl ether (TAE)
  - Dibromomethane
  - 1,2-Dichloropropane
  - Bromodichloromethane
  - cis-1,3-Dichloropropene
  - Toluene
  - Tetrachloroethene
  - trans-1,3-Dichloropropene
  - 1,1,2-Trichloroethane
  - Ethyl methacrylate
  - Dibromochloromethane
  - 1,3-Dichloropropane
  - 1,2-Dibromoethane
  - Chlorobenzene-d5
  - Chlorobenzene
  - Ethylbenzene
  - 1,1,1,2-Tetrachloroethane
  - m-Xylene
  - p-Xylene
  - o-Xylene
  - Styrene
  - Bromoform
  - Isopropylbenzene
  - 4-Bromofluorobenzene (SS)
  - Bromobenzene
  - n-Propylbenzene
  - 1,1,2,2-Tetrachloroethane
  - 2-Chlorotoluene
  - 1,3,5-Trimethylbenzene
  - 1,2,3-Trichloropropane
  - 4-Chlorotoluene
  - tert-Butylbenzene
  - Pentachloroethane
  - 1,2,4-Trimethylbenzene
  - sec-Butylbenzene
  - 4-Isopropyltoluene
  - 1,3-Dichlorobenzene
  - 1,4-Dichlorobenzene-D4
  - 1,4-Dichlorobenzene
  - n-Butylbenzene
  - Hexachloroethane
  - 1,2-Dichlorobenzene-D4 (SS)
  - 1,2-Dichlorobenzene
  - 1,2-Dibromo-3-chloropropane
  - Hexachlorobutadiene
  - 1,2,4-Trichlorobenzene
  - Naphthalene
  - 1,2,3-Trichlorobenzene





## Volatile Organics, *cont.*

### Method 601 (Purgeable Hydrocarbons)

#### VOA Purgeable Halocarbon Mix #1 (23 components)

bromodichloromethane	1,1-dichloroethene
bromoform	<i>trans</i> -1,2-dichloroethene
carbon tetrachloride	1,2-dichloropropane
chlorobenzene	<i>cis</i> -1,3-dichloropropene
2-chloroethyl vinyl ether	<i>trans</i> -1,3-dichloropropene
chloroform	methylene chloride
dibromochloromethane	1,1,2,2-tetrachloroethane
1,2-dichlorobenzene	tetrachloroethene
1,3-dichlorobenzene	1,1,1-trichloroethane
1,4-dichlorobenzene	1,1,2-trichloroethane
1,1-dichloroethane	trichloroethene
1,2-dichloroethane	

2,000 µg/mL each in P&T methanol, 1 mL/ampul

cat.# 30212 (ea.)

### Method 602 (Purgeable Aromatics)

#### 602 Purgeable Aromatics Calibration Mix

(7 components)

benzene	1,4-dichlorobenzene
chlorobenzene	ethylbenzene
1,2-dichlorobenzene	toluene
1,3-dichlorobenzene	

2,000 µg/mL each in P&T methanol, 1 mL/ampul

cat.# 30035 (ea.)

### Method 603 (Acrolein/Acrylonitrile)

#### Acrolein/Acrylonitrile (2 components)

acrolein  
acrylonitrile

2,000 µg/mL each in DI water, 1 mL/ampul

cat.# 30600 (ea.)

Must ship overnight on ice.

This product has a limited shelf life. We recommend that you order only the ampul quantity that meets your immediate needs.

#### Acrolein

5,000 µg/mL in P&T methanol, 1 mL/ampul

cat.# 30645 (ea.)

5,000 µg/mL in water, 1 mL/ampul

cat.# 30646 (ea.)

This product has a limited shelf life. We recommend that you order only the ampul quantity that meets your immediate needs.

#### Acrylonitrile

2,000 µg/mL in P&T methanol, 1 mL/ampul

cat.# 30246 (ea.)

### Method 624 (Purgeable Halocarbons)

#### Volatiles MegaMix® Standard, EPA Method 624 (26 components)

MEGAMIX®

benzene	1,1-dichloroethene
bromodichloromethane	<i>trans</i> -1,2-dichloroethene
bromoform	1,2-dichloropropane
carbon tetrachloride	<i>cis</i> -1,3-dichloropropene
chlorobenzene	<i>trans</i> -1,3-dichloropropene
2-chloroethyl vinyl ether	ethylbenzene
chloroform	methylene chloride
dibromochloromethane	1,1,2,2-tetrachloroethane
1,2-dichlorobenzene	tetrachloroethene
1,3-dichlorobenzene	toluene
1,4-dichlorobenzene	1,1,1-trichloroethane
1,1-dichloroethane	1,1,2-trichloroethane
1,2-dichloroethane	trichloroethene

2,000 µg/mL each in P&T methanol, 1 mL/ampul

cat.# 30497 (ea.)

#### 624 Internal Standard Mix (3 components)

bromochloromethane 1,4-dichlorobutane  
2-bromo-1-chloropropane

1,500 µg/mL each in P&T methanol, 1 mL/ampul

cat.# 30023 (ea.)

#### 624 Surrogate Standard Mix (3 components)

4-bromofluorobenzene pentafluorobenzene  
fluorobenzene

2,000 µg/mL each in P&T methanol, 1 mL/ampul

cat.# 30243 (ea.)

#### Surrogate Standard (2 components)

4-bromofluorobenzene  
 $\alpha, \alpha, \alpha$ -trifluorotoluene

2,500 µg/mL each in P&T methanol, 1 mL/ampul

cat.# 30484 (ea.)

#### 624 Calibration Mix #1 (gases) (5 components)

bromomethane trichlorofluoromethane (CFC-11)  
chloroethane vinyl chloride  
chloromethane

2,000 µg/mL each in P&T methanol, 1 mL/ampul

cat.# 30020 (ea.)

#### 624 Calibration Mix #2 (12 components)

benzene 1,1-dichloroethene  
carbon tetrachloride 1,2-dichloropropane  
chlorobenzene methylene chloride  
2-chloroethyl vinyl ether tetrachloroethene  
dibromochloromethane 1,1,2-trichloroethane  
1,1-dichloroethane trichloroethene

2,000 µg/mL each in P&T methanol, 1 mL/ampul

cat.# 30021 (ea.)

## Volatile Organics, *cont.*

### Method 624 (Purgeable Halocarbons), *cont.*

#### 624 Calibration Mix #3 (14 components)

bromodichloromethane	<i>trans</i> -1,2-dichloroethene
bromoform	<i>cis</i> -1,3-dichloropropene
chloroform	<i>trans</i> -1,3-dichloropropene
1,2-dichlorobenzene	ethylbenzene
1,3-dichlorobenzene	1,1,2,2-tetrachloroethane
1,4-dichlorobenzene	toluene
1,2-dichloroethane	1,1,1-trichloroethane

2,000 µg/mL each in P&T methanol, 1 mL/ampul  
cat.# 30022 (ea.)

#### 624 Complete Kit

Contains 1 mL each of these mixtures.  
30020: 624 Calibration Mix #1  
30021: 624 Calibration Mix #2  
30022: 624 Calibration Mix #3  
30023: 624 Internal Standard Mix  
30243: 624 Surrogate Standard Mix

cat.# 30244 (kit)

kit

#### 624 Kit

Contains 1 mL each of these mixtures.  
30020: 624 Calibration Mix #1  
30021: 624 Calibration Mix #2  
30022: 624 Calibration Mix #3  
30023: 624 Internal Standard Mix

cat.# 30055 (kit)

kit

### Method 8010 (Halogenated Volatile Organics)

#### 624 Internal Standard Mix (3 components)

bromochloromethane	1,4-dichlorobutane
2-bromo-1-chloropropane	

1,500 µg/mL each in P&T methanol, 1 mL/ampul  
cat.# 30023 (ea.)

#### 502.2 Calibration Mix #1 (gases) (6 components)

bromomethane	dichlorodifluoromethane (CFC-12)
chloroethane	trichlorofluoromethane (CFC-11)
chloromethane	vinyl chloride

200 µg/mL each in P&T methanol, 1 mL/ampul  
cat.# 30439 (ea.)

2,000 µg/mL each in P&T methanol, 1 mL/ampul  
cat.# 30042 (ea.)

### Method 8010 (Halogenated Volatile Organics), *cont.*

#### BTEX Standard (6 components)

benzene	<i>m</i> -xylene
ethylbenzene	<i>o</i> -xylene
toluene	<i>p</i> -xylene

200 µg/mL each in P&T methanol, 1 mL/ampul  
cat.# 30051 (ea.)

2,000 µg/mL each in P&T methanol, 1 mL/ampul  
cat.# 30213 (ea.)

2,000 µg/mL each in P&T methanol (*m*- & *p*-xylene at 1,000 µg/mL), 1 mL/ampul  
cat.# 30488 (ea.)

#### tech tip

To analyze compounds listed in Methods 8010 and 8020 concurrently, add BTEX standard to the calibration curve mix.

#### BTEX Gas Mix (6 components)

benzene	<i>m</i> -xylene
ethylbenzene	<i>o</i> -xylene
toluene	<i>p</i> -xylene

#### cylinder design

Cylinder Construction: aluminum  
Cylinder Fitting: CGA-180 outlet

#### Spectra (Linde) 104 L Cylinders:

Size: 8 x 24 cm  
Volume/Pressure:  
104 liters of gas  
@ 1,800 psi  
Weight: 1.5 lb/0.7 kg



#### Scotty (Air Liquide) 110 L Cylinders:

Size: 8.3 x 29.5 cm  
Volume/Pressure:  
110 liters of gas  
@ 1,800 psi  
Weight: 2.2 lb/1 kg  
U.S. DOT Specs: 3AL2216



1 ppm in nitrogen, 104 liters @ 1,800 psi  
cat.# 34414 (ea.)

1 ppm in nitrogen, 110 liters @ 1,800 psi  
cat.# 26361 (ea.)

1 ppm in nitrogen, 110 liters @ 1,800 psi (Pi-marked cylinder)  
cat.# 34414-PI (ea.)

100 ppb in nitrogen, 104 liters @ 1,800 psi  
cat.# 34428 (ea.)

100 ppb in nitrogen, 110 liters @ 1,800 psi  
cat.# 26362 (ea.)

100 ppb in nitrogen, 110 liters @ 1,800 psi (Pi-marked cylinder)  
cat.# 34428-PI (ea.)

NEW!

NEW!

No data pack available.

Gas standards are subject to hazardous materials shipping fees by most freight carriers. All calibration gas standards are nonreturnable due to DOT hazardous shipping requirements.

also available

Gas Regulators

See pages 279–281.



Volatile Organics, *cont.*

## Method 8011 (1,2-Dibromoethane, 1,2-Dibromo-3-chloropropane)

## 8011 Calibration Mix—EDB/DBCP (2 components)

1,2-dibromo-3-chloropropane (DBCP)  
1,2-dibromoethane (EDB)

2,000 µg/mL each in P&T methanol, 1 mL/ampul

cat.# 30062 (ea.)

## Method 8020 (Aromatic Volatile Organics)

## Internal and Surrogate Standards for Method 8020

Volume is 1 mL/ampul. Concentration is µg/mL.

Compound	CAS #	Solvent	Conc.	cat.#
4-bromofluorobenzene	460-00-4	PTM	2,000	30026
1,4-difluorobenzene	540-36-3	PTM	2,000	30032
fluorobenzene	462-06-6	PTM	2,000	30030
$\alpha,\alpha,\alpha$ -trifluorotoluene	98-08-8	PTM	2,000	30048

PTM = Purge-and-trap grade methanol

## 8020A Calibration Mix (10 components)

benzene	ethylbenzene
chlorobenzene	toluene
1,2-dichlorobenzene	<i>m</i> -xylene
1,3-dichlorobenzene	<i>o</i> -xylene
1,4-dichlorobenzene	<i>p</i> -xylene

2,000 µg/mL each in P&T methanol, 1 mL/ampul

cat.# 30222 (ea.)

## Method 8021 (Volatile Organics)

## 502.2 Internal Standard Mix #2 (2 components)

2-bromo-1-chloropropane  
fluorobenzene

2,000 µg/mL each in P&T methanol, 1 mL/ampul

cat.# 30041 (ea.)

## 8021/502.2 Surrogate Mix #1 (3 components)

1-bromo-2-chloroethane  
1-chloro-3-fluorobenzene

fluorobenzene

2,000 µg/mL each in P&T methanol, 1 mL/ampul

cat.# 30463 (ea.)

## Method 8240 (Volatile Organic Compounds [VOCs])

## 502.2 Calibration Mix #1 (gases) (6 components)

bromomethane	dichlorodifluoromethane (CFC-12)
chloroethane	trichlorofluoromethane (CFC-11)
chloromethane	vinyl chloride

200 µg/mL each in P&T methanol, 1 mL/ampul

cat.# 30439 (ea.)

2,000 µg/mL each in P&T methanol, 1 mL/ampul

cat.# 30042 (ea.)

## VOA Calibration Mix #1 (ketones) (4 components)

acetone	2-hexanone
2-butanone (MEK)	4-methyl-2-pentanone (MIBK)

5,000 µg/mL each in P&T methanol:water (90:10), 1 mL/ampul

cat.# 30006 (ea.)

## VOA Purgeable Halocarbon Mix #1 (23 components)

bromodichloromethane	1,1-dichloroethene
bromoform	<i>trans</i> -1,2-dichloroethene
carbon tetrachloride	1,2-dichloropropane
chlorobenzene	<i>cis</i> -1,3-dichloropropene
2-chloroethyl vinyl ether	<i>trans</i> -1,3-dichloropropene
chloroform	methylene chloride
dibromochloromethane	1,1,2,2-tetrachloroethane
1,2-dichlorobenzene	tetrachloroethene
1,3-dichlorobenzene	1,1,1-trichloroethane
1,4-dichlorobenzene	1,1,2-trichloroethane
1,1-dichloroethane	trichloroethene
1,2-dichloroethane	

2,000 µg/mL each in P&T methanol, 1 mL/ampul

cat.# 30212 (ea.)

## 8240 Volatiles Mix #1A (12 components)

allyl chloride	<i>trans</i> -1,4-dichloro-2-butene
benzyl chloride	1,4-dioxane
1,2-dibromo-3-chloropropane	iodomethane
1,2-dibromoethane	pentachloroethane
dibromomethane	1,1,1,2-tetrachloroethane
<i>cis</i> -1,4-dichloro-2-butene	1,2,3-trichloropropane

2,000 µg/mL each in P&T methanol, 1 mL/ampul

cat.# 30217 (ea.)

## 8240 Volatiles Mix #2A (3 components)

carbon disulfide	pyridine
2-picoline	

2,000 µg/mL each in P&T methanol, 1 mL/ampul

cat.# 30218 (ea.)

Restek Offers a Full  
Line of Certified  
Reference Materials

See pages 438–439.



[www.restek.com/iso](http://www.restek.com/iso)

## restek innovation!

## Xylene-Free, Highly Purified Chloroprene Standard

The R&D chemists at Restek developed a novel procedure that produces a pure, quantitative chloroprene solution specially stabilized in purge-and-trap grade methanol. The entire procedure is performed under carefully monitored conditions to prevent any contamination or polymerization of the highly reactive, neat chloroprene. The final solution is specially stabilized, allowing analysts to make dilutions for working standards in unmodified purge-and-trap grade methanol.

**Note:** Because chloroprene is not analyzed by many laboratories, it is not included in our 8240 VOA mixes. Chloroprene is included in our 8260B MegaMix® calibration mix. Refer to **page 520**.

## Volatile Organics, *cont.*

### Method 8240 (Volatile Organic Compounds [VOCs]), *cont.*

#### 8240 Nitriles Mix (7 components)

acrylonitrile	methyl methacrylate
ethyl methacrylate	propionitrile
malononitrile	styrene
methacrylonitrile	

2,000 µg/mL each in P&T methanol, 1 mL/ampul  
cat.# 30215 (ea.)

#### 8240 Alcohols Mix (5 components)

allyl alcohol	isobutyl alcohol
2-chloroethanol	propargyl alcohol
ethanol	

2,000 µg/mL each in P&T methanol, 1 mL/ampul  
cat.# 30214 (ea.)

#### Glycols Standard (2 components)

ethylene glycol  
propylene glycol

50,000 µg/mL each in DI water, 1 mL/ampul  
cat.# 30471 (ea.)

#### BTEX Standard (6 components)

benzene	<i>m</i> -xylene
ethylbenzene	<i>o</i> -xylene
toluene	<i>p</i> -xylene

200 µg/mL each in P&T methanol, 1 mL/ampul  
cat.# 30051 (ea.)

2,000 µg/mL each in P&T methanol, 1 mL/ampul  
cat.# 30213 (ea.)

2,000 µg/mL each in P&T methanol (*m*- & *p*-xylene at 1,000 µg/mL), 1 mL/ampul  
cat.# 30488 (ea.)

#### BTEX Gas Mix (6 components)

benzene	<i>m</i> -xylene
ethylbenzene	<i>o</i> -xylene
toluene	<i>p</i> -xylene

1 ppm in nitrogen, 104 liters @ 1,800 psi  
cat.# 34414 (ea.)

1 ppm in nitrogen, 110 liters @ 1,800 psi  
cat.# 26361 (ea.)

1 ppm in nitrogen, 110 liters @ 1,800 psi  
(Pi-marked cylinder)  
cat.# 34414-PI (ea.)

100 ppb in nitrogen, 104 liters @ 1,800 psi  
cat.# 34428 (ea.)

100 ppb in nitrogen, 110 liters @ 1,800 psi  
cat.# 26362 (ea.)

100 ppb in nitrogen, 110 liters @ 1,800 psi  
(Pi-marked cylinder)  
cat.# 34428-PI (ea.)

No data pack available.

### cylinder design



#### Spectra (Linde)

##### 104 L Cylinders:

Aluminum construction  
Size: 8 x 24 cm  
Volume/Pressure:  
104 liters of gas @ 1,800 psi  
CGA-180 outlet fitting.  
Weight: 1.5 lb/0.7 kg



#### Scotty (Air Liquide)

##### 110 L Cylinders:

Aluminum construction  
Size: 8.3 x 29.5 cm  
Volume/Pressure:  
110 liters of gas @ 1,800 psi  
CGA-180 outlet fitting.  
Weight: 2.2 lb/1 kg  
U.S. DOT Specs: 3AL2216

Gas standards are subject to hazardous materials shipping fees by most freight carriers. All calibration gas standards are nonreturnable due to DOT hazardous shipping requirements.

### Method 8260, 8260A, 8260B (Volatile Organic Compounds [VOCs]), *cont.*

#### 8260A Internal Standard Mix (3 components)

chlorobenzene-d5	fluorobenzene
1,4-dichlorobenzene-d4	
2,500 µg/mL each in P&T methanol, 1 mL/ampul cat.# 30241 (ea.)	

#### 8260 Internal Standard Mix (4 components)

chlorobenzene-d5	1,4-difluorobenzene
1,4-dichlorobenzene-d4	pentafluorobenzene
2,500 µg/mL each in P&T methanol, 1 mL/ampul cat.# 30074 (ea.)	

#### 8260A Surrogate Mix (4 components)

4-bromofluorobenzene	1,2-dichloroethane-d4
dibromofluoromethane	toluene-d8
2,500 µg/mL each in P&T methanol, 1 mL/ampul cat.# 30240 (ea.)	

#### 8260 Surrogate Mix (3 components)

4-bromofluorobenzene	toluene-d8
dibromofluoromethane	
2,500 µg/mL each in P&T methanol, 1 mL/ampul cat.# 30073 (ea.)	

#### 8260B Matrix Spike Mix (5 components)

benzene	toluene
chlorobenzene	trichloroethylene
1,1-dichloroethene	
2,500 µg/mL each in P&T methanol, 1 mL/ampul cat.# 30479 (ea.)	

#### 8240/8260 System Performance Check Mix

##### (5 components)

bromoform	1,1-dichloroethane
chlorobenzene	1,1,2,2-tetrachloroethane
chloromethane	
2,000 µg/mL each in P&T methanol, 1 mL/ampul cat.# 30075 (ea.)	

#### 4-Bromofluorobenzene

2,500 µg/mL in P&T methanol, 1 mL/ampul cat.# 30067 (ea.)
10,000 µg/mL in P&T methanol, 1 mL/ampul cat.# 30082 (ea.)

#### 1,4-Dioxane-d8

2,000 µg/mL in P&T methanol, 1 mL/ampul cat.# 30614 (ea.)
--



Volatile Organics, *cont.*

Method 8260, 8260A, 8260B (Volatile Organic Compounds [VOCs]), *cont.*

**PFTBA (MS Tuning Compound)**

perfluorotributylamine (PFTBA)

Neat, 1 mL/ampul

cat.# 30482 (ea.)

Neat, 1 g

cat.# 33027 (ea.)

No data pack available.

**8260B MegaMix® Calibration Mix**

(76 components)



- |                                     |  |
|-------------------------------------|--|
| acetonitrile                        | <i>trans</i> -1,3-dichloropropene        |
| acrylonitrile                       | diethyl ether (ethyl ether)              |
| allyl chloride                      | 1,4-dioxane                              |
| benzene                             | ethylbenzene                             |
| bromobenzene                        | ethyl methacrylate                       |
| bromochloromethane                  | hexachloro-1,3-butadiene                 |
| bromodichloromethane                | iodomethane                              |
| bromoform                           | isobutyl alcohol                         |
| <i>n</i> -butylbenzene              | isopropylbenzene (cumene)                |
| <i>sec</i> -butylbenzene            | 4-isopropyl toluene ( <i>p</i> -cymene)  |
| <i>tert</i> -butylbenzene           | methacrylonitrile                        |
| carbon disulfide                    | methyl acrylate                          |
| carbon tetrachloride                | methyl methacrylate                      |
| chlorobenzene                       | methylene chloride (dichloromethane)     |
| 2-chloroethanol                     | naphthalene                              |
| chloroform                          | nitrobenzene                             |
| chloroprene                         | 2-nitropropane                           |
| 2-chlorotoluene                     | pentachloroethane                        |
| 4-chlorotoluene                     | propionitrile                            |
| dibromochloromethane                | <i>n</i> -propylbenzene                  |
| 1,2-dibromo-3-chloropropane (DBCP)  | styrene                                  |
| 1,2-dibromoethane (EDB)             | 1,1,1,2-tetrachloroethane                |
| dibromomethane                      | 1,1,2,2-tetrachloroethane                |
| 1,2-dichlorobenzene                 | tetrachloroethene                        |
| 1,3-dichlorobenzene                 | tetrahydrofuran                          |
| 1,4-dichlorobenzene                 | toluene                                  |
| <i>cis</i> -1,4-dichloro-2-butene   | 1,2,3-trichlorobenzene                   |
| <i>trans</i> -1,4-dichloro-2-butene | 1,2,4-trichlorobenzene                   |
| 1,1-dichloroethane                  | 1,1,1-trichloroethane                    |
| 1,2-dichloroethane                  | 1,1,2-trichloroethane                    |
| 1,1-dichloroethene                  | trichloroethene                          |
| <i>cis</i> -1,2-dichloroethene      | 1,2,3-trichloropropane                   |
| <i>trans</i> -1,2-dichloroethene    | 1,1,2-trichlorotrifluoroethane (CFC-113) |
| 1,2-dichloropropane                 | 1,2,4-trimethylbenzene                   |
| 1,3-dichloropropane                 | 1,3,5-trimethylbenzene                   |
| 2,2-dichloropropane                 | <i>m</i> -xylene                         |
| 1,1-dichloropropene                 | <i>o</i> -xylene                         |
| <i>cis</i> -1,3-dichloropropene     | <i>p</i> -xylene                         |

2,000 µg/mL each in P&T methanol, 1 mL/ampul

cat.# 30633 (ea.)

**8260B MegaMix® calibration mix**

also available without pentachloroethane (cat.# 30152).

**2-Chloroethyl Vinyl Ether**

2,000 µg/mL in P&T methanol, 1 mL/ampul

cat.# 30265 (ea.)

**8260B MegaMix® Calibration Mix Kit**

Contains 1 mL each of these mixtures.

30633: 8260B MegaMix Calibration Mix

30265: 2-chloroethyl vinyl ether

cat.# 30475 (kit)



**8240/8260 Calibration Check Mix** (6 components)

- |  |                |
|--|----------------|
| chloroform                                   | ethylbenzene   |
| 1,1-dichloroethene                           | toluene        |
| 1,2-dichloropropane                          | vinyl chloride |
| 2,000 µg/mL each in P&T methanol, 1 mL/ampul |                |

cat.# 30427 (ea.)

**502.2 Calibration Mix #1 (gases)** (6 components)

- |               |                                  |
|---------------|----------------------------------|
| bromomethane  | dichlorodifluoromethane (CFC-12) |
| chloroethane  | trichlorofluoromethane (CFC-11)  |
| chloromethane | vinyl chloride                   |

200 µg/mL each in P&T methanol, 1 mL/ampul

cat.# 30439 (ea.)

2,000 µg/mL each in P&T methanol, 1 mL/ampul

cat.# 30042 (ea.)

**8260B Acetate Mix** (5 components)

- |                   |                          |
|-------------------|--------------------------|
| vinyl acetate     | <i>n</i> -propyl acetate |
| ethyl acetate     | <i>n</i> -butyl acetate  |
| isopropyl acetate |                          |

2,000 µg/mL each in P&T methanol, 1 mL/ampul

cat.# 30477 (ea.)

**8260B Acetate Mix (Revised)** (7 components)

- |                        |                |
|------------------------|----------------|
| <i>n</i> -amyl acetate | methyl acetate |
| butyl acetate          | propyl acetate |
| ethyl acetate          | vinyl acetate  |
| isopropyl acetate      |                |

2,000 µg/mL each in P&T methanol, 1 mL/ampul

cat.# 30489 (ea.)

**California Oxygenates Mix** (5 components)

- |  |             |  |        |
|--|-------------|--|--------|
| diisopropyl ether (DIPE)               | 2,000 µg/mL | <i>tert</i> -butyl alcohol             | 10,000 |
| ethyl- <i>tert</i> -butyl ether (ETBE) | 2,000       | methyl <i>tert</i> -butyl ether (MTBE) | 2,000  |
| <i>tert</i> -amyl methyl ether (TAME)  | 2,000       |  |        |

In P&T methanol, 1 mL/ampul

cat.# 30465 (ea.)

**Oxygenates** (6 components)

- |                                       |             |  |       |
|---------------------------------------|-------------|--|-------|
| <i>tert</i> -amyl ethyl ether (TAE)   | 2,000 µg/mL | diisopropyl ether (DIPE)               | 2,000 |
| <i>tert</i> -amyl methyl ether (TAME) | 2,000       | ethyl- <i>tert</i> -butyl ether (ETBE) | 2,000 |
| <i>tert</i> -butyl alcohol (TBA)      | 10,000      | methyl <i>tert</i> -butyl ether (MTBE) | 2,000 |

In P&T methanol, 1 mL/ampul

cat.# 30626 (ea.)



## Volatile Organics, *cont.*

### Method 8260, 8260A, 8260B (Volatile Organic Compounds [VOCs]), *cont.*

#### Single-Component Oxygenates Solutions

Volume is 1 mL/ampul. Concentration is µg/mL.

Compound	CAS #	Solvent	Conc.	cat. #
<i>tert</i> -amyl alcohol	75-85-4	PTM	10,000	30631
<i>tert</i> -amyl ethyl ether (TAE)	919-94-8	PTM	2,000	30617
<i>tert</i> -amyl methyl ether (TAME)	994-05-8	PTM	2,000	30629
<i>tert</i> -butanol	75-65-0	PTM	50,000	30470
<i>tert</i> -butanol-d9	25725-11-5	PTM	20,000	30618
diisopropyl ether (DIPE)	108-20-3	PTM	2,000	30627
ethanol	64-17-5	PTM	2,000	30288
ethanol	64-17-5	W	10,000	30466
ethyl- <i>tert</i> -butyl ether (ETBE)	637-92-3	PTM	2,000	30628
methanol	67-56-1	W	10,000	30467
methyl <i>tert</i> -butyl ether (MTBE)	1634-04-4	PTM	2,000	30402

PTM = purge-and-trap grade methanol; W = DI water

#### also available

##### Rtx®-VMS Column

Your best choice for EPA Method 8260

- Fastest cycle times for VOCs.
- Tuned selectivity for VOCs.
- Excellent separation of gases.

See **page 67** for more information.



#### 8260A Volatile Organics Kit (2,000 µg/mL)

Changes in this revision of the method include modification of the recommended internal standard and surrogate solutions.

Contains 1 mL each of these mixtures.

- 30042: 502.2 Calibration Mix #1
- 30043: 502.2 Calibration Mix #2
- 30044: 502.2 Calibration Mix #3
- 30045: 502.2 Calibration Mix #4
- 30046: 502.2 Calibration Mix #5
- 30047: 502.2 Calibration Mix #6
- 30067: 4-bromofluorobenzene (2,500 µg/mL)
- 30240: 8260A Surrogate Mix (2,500 µg/mL)
- 30241: 8260A Internal Standard Mix (2,500 µg/mL)
- 30075: 8240/8260 System Performance Check Mix
- 30005: VOA Matrix Spike Mix (2,500 µg/mL)

cat. # 30242 (kit)

kit

#### 8260 Volatile Organics Kit (2,000 µg/mL)

Contains 1 mL each of these mixtures.

- 30042: 502.2 Calibration Mix #1
- 30043: 502.2 Calibration Mix #2
- 30044: 502.2 Calibration Mix #3
- 30045: 502.2 Calibration Mix #4
- 30046: 502.2 Calibration Mix #5
- 30047: 502.2 Calibration Mix #6
- 30067: 4-bromofluorobenzene (2,500 µg/mL)
- 30073: 8260 Surrogate Mix (2,500 µg/mL)
- 30074: 8260 Internal Standard Mix (2,500 µg/mL)
- 30075: 8240/8260 System Performance Check Mix
- 30005: VOA Matrix Spike Mix (2,500 µg/mL)

cat. # 30076 (kit)

kit

#### Acrolein

5,000 µg/mL in P&T methanol, 1 mL/ampul

cat. # 30645 (ea.)

5,000 µg/mL in water, 1 mL/ampul

cat. # 30646 (ea.)

This product has a limited shelf life. We recommend that you order only the ampul quantity that meets your immediate needs.

#### 1,2-Dichlorotetrafluoroethane (CFC-114)

2,000 µg/mL in P&T methanol, 1 mL/ampul

cat. # 30476 (ea.)

#### Chloroprene

A pure, quantitative chloroprene solution, specially stabilized in purge-and-trap grade methanol to allow dilutions for working standards in unmodified P&T methanol. The entire preparation procedure is performed under carefully monitored conditions to prevent any contamination or polymerization of the highly reactive, neat chloroprene.

5,000 µg/mL in P&T methanol, 1 mL/ampul

cat. # 30238 (ea.)

#### Vinyl Acetate

2,000 µg/mL in P&T methanol, 1 mL/ampul

cat. # 30216 (ea.)

#### TCLP VOA Mix (11 components)

benzene	1,2-dichloroethane
2-butanone (MEK)	1,1-dichloroethene
carbon tetrachloride	tetrachloroethene
chlorobenzene	trichloroethene
chloroform	vinyl chloride
1,4-dichlorobenzene	

2,000 µg/mL each in P&T methanol:water (90:10), 1 mL/ampul

cat. # 30024 (ea.)

Restek Offers a Full  
Line of Certified  
Reference Materials

See **pages 438–439**.



[www.restek.com/iso](http://www.restek.com/iso)

Volatile Organics, *cont.*

SOM01.1 (Volatiles), QA Mixes

**SOM01.1 VOA Non-Ketone Deuterated Monitoring Compounds** (11 components)

benzene-d6	1,2-dichloropropane-d6
chloroethane-d5	1,3-dichloropropene-d4*
chloroform-d	1,1,2,2-tetrachloroethane-d2
1,2-dichlorobenzene-d4	toluene-d8
1,2-dichloroethane-d4	vinyl chloride-d3
1,1-dichloroethene-d2	

500 µg/mL each in deuterated methanol (MeOD), 1 mL/ampul  
cat.# 30624 (ea.)

\*Mix of *cis* and *trans* isomers. Exact proportions will be reported on the data sheet.

**SOM01.1 VOA Ketone Deuterated Monitoring Compounds** (2 components)

2-butanone-d5
2-hexanone-d5

500 µg/mL each in deuterium oxide (D2O), 1 mL/ampul  
cat.# 30625 (ea.)

**SOM01.1 VOA DMC Kit**

500 µg/mL. 1 mL each of these mixtures.

30624: Non-Ketones

30625: Ketones

500 µg/mL. 1 mL each of these mixtures.

cat.# 30630 (kit)

kit

04.2, 04.1, and 10/92 SOW (Volatiles), QA Mixes

**CLP 04.1 VOA Internal Standard/SMC Spike Mix**

(6 components)

bromochloromethane	1,2-dichloroethane-d4
4-bromofluorobenzene	1,4-difluorobenzene
chlorobenzene-d5	toluene-d8

2,500 µg/mL each in P&T methanol, 1 mL/ampul  
cat.# 30457 (ea.)

**VOA Internal Standard Mix** (3 components)

bromochloromethane	chlorobenzene-d5
1,4-difluorobenzene	

2,500 µg/mL each in P&T methanol, 1 mL/ampul  
cat.# 30011 (ea.)

**VOA Surrogate Spike Mix** (3 components)

4-bromofluorobenzene	toluene-d8
1,2-dichloroethane-d4	

2,500 µg/mL each in P&T methanol, 1 mL/ampul  
cat.# 30004 (ea.)

**VOA Matrix Spike Mix** (5 components)

benzene	toluene
chlorobenzene	trichloroethene
1,1-dichloroethene	

2,500 µg/mL each in P&T methanol, 1 mL/ampul  
cat.# 30005 (ea.)

04.2, 04.1, and 10/92 SOW (Volatiles), QA Mixes, *cont.*

**VOA Screening Mix #1** (5 components)

benzene	<i>o</i> -xylene
ethylbenzene	<i>p</i> -xylene
toluene	

1,000 µg/mL each in P&T methanol, 1 mL/ampul  
cat.# 30001 (ea.)

**VOA Screening Mix #2** (2 components)

<i>n</i> -dodecane
<i>n</i> -nonane

1,000 µg/mL each in P&T methanol, 1 mL/ampul  
cat.# 30002 (ea.)

**VOA Tuning Compound**

4-bromofluorobenzene

5,000 µg/mL in P&T methanol, 1 mL/ampul  
cat.# 30003 (ea.)

**PFTBA (MS Tuning Compound)**

perfluorotributylamine (PFTBA)

Neat, 1 mL/ampul

cat.# 30482 (ea.)

Neat, 1 g

cat.# 33027 (ea.)

No data pack available.

**L/C VOA Lab Control Sample**

We prepare the L/C VOA lab control sample in two parts. Sample #1 contains all compounds except vinyl chloride because this compound is extremely volatile and must be replaced frequently. Sample #2 contains vinyl chloride.

**L/C VOA Lab Control Sample #1** (11 components)

benzene	1,2-dichloropropane
bromoform	<i>cis</i> -1,3-dichloropropene
carbon tetrachloride	tetrachloroethene
1,2-dibromoethane	1,1,2-trichloroethane
1,4-dichlorobenzene	trichloroethene
1,2-dichloroethane	

2,500 µg/mL each in P&T methanol, 1 mL/ampul  
cat.# 30092 (ea.)

**L/C VOA Lab Control Sample #2**

vinyl chloride

2,500 µg/mL in P&T methanol, 1 mL/ampul  
cat.# 30093 (ea.)

**L/C VOA Internal Standard Mix** (3 components)

chlorobenzene-d5	1,4-difluorobenzene
1,4-dichlorobenzene-d4	

2,500 µg/mL each in P&T methanol, 1 mL/ampul  
cat.# 30091 (ea.)

## Volatile Organics, *cont.*

### 04.2 and 04.1 (Volatiles), Calibration Mixes

#### CLP 04.1 VOA CAL2000 MegaMix® Standard (40 components)

benzene	ethylbenzene
bromodichloromethane	isopropylbenzene
bromoform	methyl acetate
carbon disulfide	methyl <i>tert</i> -butyl ether (MTBE)
carbon tetrachloride	methylcyclohexane
chlorobenzene	methylene chloride
chloroform	styrene
cyclohexane	1,1,2,2-tetrachloroethane
dibromochloromethane	tetrachloroethene
1,2-dibromo-3-chloropropane (DBCP)	toluene
1,2-dibromoethane	1,2,4-trichlorobenzene
1,2-dichlorobenzene	1,1,1-trichloroethane
1,3-dichlorobenzene	1,1,2-trichloroethane
1,4-dichlorobenzene	trichloroethene
1,1-dichloroethane	1,1,2-trichloro-1,2,2-trifluoroethane (CFC-113)
1,2-dichloroethane	<i>m</i> -xylene
1,1-dichloroethene	<i>o</i> -xylene
<i>cis</i> -1,2-dichloroethene	<i>p</i> -xylene
<i>trans</i> -1,2-dichloroethene	
1,2-dichloropropane	
<i>cis</i> -1,3-dichloropropane	
<i>trans</i> -1,3-dichloropropane	

2,000 µg/mL each in P&T methanol, 1 mL/ampul  
cat.# 30456 (ea.)

#### 502.2 Calibration Mix #1 (gases) (6 components)

bromomethane	dichlorodifluoromethane (CFC-12)
chloroethane	trichlorofluoromethane (CFC-11)
chloromethane	vinyl chloride

200 µg/mL each in P&T methanol, 1 mL/ampul  
cat.# 30439 (ea.)

2,000 µg/mL each in P&T methanol, 1 mL/ampul  
cat.# 30042 (ea.)

#### VOA Calibration Mix #1 (ketones) (4 components)

acetone	2-hexanone
2-butanone (MEK)	4-methyl-2-pentanone (MIBK)

5,000 µg/mL each in P&T methanol:water (90:10), 1 mL/ampul  
cat.# 30006 (ea.)

#### CLP 04.1 VOA Kit #3

Contains 1 mL each of these mixtures.  
30006: VOA Calibration Mix #1 (ketones)  
30042: 502.2 Calibration Mix #1 (gases)  
30456: CLP 04.1 VOA CAL2000 MegaMix Standard

cat.# 30460 (kit)

kit

### 3/90 SOW (Volatiles), Calibration Mixes

#### CLP VOA CAL2000 MegaMix® Standard (28 components)

benzene	<i>trans</i> -1,3-dichloropropene
bromodichloromethane	ethylbenzene
bromoform	methylene chloride
carbon disulfide	styrene
carbon tetrachloride	1,1,2,2-tetrachloroethane
chlorobenzene	tetrachloroethene
chloroform	toluene
dibromochloromethane	1,1,1-trichloroethane
1,1-dichloroethane	1,1,2-trichloroethane
1,2-dichloroethane	trichloroethene
1,1-dichloroethene	<i>m</i> -xylene
<i>cis</i> -1,2-dichloroethene	<i>o</i> -xylene
<i>trans</i> -1,2-dichloroethene	<i>p</i> -xylene
1,2-dichloropropane	
<i>cis</i> -1,3-dichloropropane	

2,000 µg/mL each in P&T methanol, 1 mL/ampul  
cat.# 30632 (ea.)

#### Vinyl Acetate

2,000 µg/mL in P&T methanol, 1 mL/ampul  
cat.# 30216 (ea.)

#### CLP VOA CAL2000 MegaMix® Kit

Contains 1 mL each of these mixtures.  
30632: CLP VOA CAL2000 MegaMix Standard  
30216: vinyl acetate

cat.# 30438 (kit)

kit

#### VOA Calibration Mix #2 (7 components)

benzene	vinyl acetate
carbon disulfide	<i>o</i> -xylene
ethylbenzene	<i>p</i> -xylene
toluene	

2,000 µg/mL each in P&T methanol, 1 mL/ampul  
cat.# 30007 (ea.)

#### VOA Calibration Mix #3 (10 components)

carbon tetrachloride	1,2-dichloropropane
chlorobenzene	methylene chloride
chloroform	1,1,2-trichloroethane
1,1-dichloroethane	trichloroethene
1,1-dichloroethene	<i>m</i> -xylene

2,000 µg/mL each in P&T methanol, 1 mL/ampul  
cat.# 30008 (ea.)



**NEW!**

## Compound Index for Reference Standards

See pages 730–736.



**Volatile Organics, cont.**

**3/90 SOW (Volatiles), Calibration Mixes, cont.**

**VOA Calibration Mix #4** (12 components)

bromodichloromethane	<i>cis</i> -1,3-dichloropropene
bromoform	<i>trans</i> -1,3-dichloropropene
dibromochloromethane	styrene
1,2-dichloroethane	1,1,2,2-tetrachloroethane
<i>cis</i> -1,2-dichloroethene	tetrachloroethene
<i>trans</i> -1,2-dichloroethene	1,1,1-trichloroethane

2,000 µg/mL each in P&T methanol, 1 mL/ampul  
cat.# 30009 (ea.)

**VOA Calibration Mix #5 (gases)** (4 components)

bromomethane	chloromethane
chloroethane	vinyl chloride

2,000 µg/mL each in P&T methanol, 1 mL/ampul  
cat.# 30010 (ea.)

**CLP VOA Calibration Kit #2**

Contains 1 mL each of these mixtures.  
30006: VOA Calibration Mix #1 (ketones)  
30010: VOA Calibration Mix #5 (gases)  
30632: CLP VOA CAL2000 MegaMix Standard  
30216: vinyl acetate

cat.# 30442 (kit)

kit

**OLC 03.2 (Volatiles), Calibration Mixes**

**OLC 03.2 VOA MegaMix® Standard**

MEGAMIX®

(42 components)

benzene	<i>cis</i> -1,3-dichloropropene
bromochloromethane	<i>trans</i> -1,3-dichloropropene
bromodichloromethane	ethylbenzene
bromoform	isopropylbenzene (cumene)
carbon disulfide	methyl acetate
carbon tetrachloride	methylcyclohexane
chlorobenzene	methyl <i>tert</i> -butyl ether (MTBE)
chloroform	methylene chloride (dichloromethane)
cyclohexane	styrene
dibromochloromethane (chlorodibromo- methane)	1,1,2,2-tetrachloroethane
1,2-dibromo-3-chloropropane (DBCP)	tetrachloroethene
1,2-dibromoethane (EDB)	toluene
1,2-dichlorobenzene	1,2,3-trichlorobenzene
1,3-dichlorobenzene	1,2,4-trichlorobenzene
1,4-dichlorobenzene	1,1,1-trichloroethane
1,1-dichloroethane	1,1,2-trichloroethane
1,2-dichloroethane	trichloroethene
1,1-dichloroethene	1,1,2-trichlorotrifluoroethane (CFC-113)
<i>cis</i> -1,2-dichloroethene	<i>m</i> -xylene*
<i>trans</i> -1,2-dichloroethene	<i>o</i> -xylene
1,2-dichloropropane	<i>p</i> -xylene*

2,000 µg/mL each in P&T methanol, 1 mL/ampul\*  
cat.# 30492 (ea.)

\**m*-xylene and *p*-xylene concentration is 1,000 µg/mL.

**Additional VOA Calibration Mixes Required:**

30006: VOA Calibration Mix #1	page 480
30007: VOA Calibration Mix #2	page 523
30008: VOA Calibration Mix #3	page 523
30009: VOA Calibration Mix #4	page 524
30010: VOA Calibration Mix #5	page 524
30003: VOA Tuning Compound	page 441

**How can we help you today? Contact us...**

customer service: **1-814-353-1300, ext. 3** | e-mail: csreps@restek.com

technical service: **1-814-353-1300, ext. 4** | e-mail: support@restek.com

sales representatives: **1-814-353-1300, ext. 3** | e-mail: salesreps@restek.com

**4 ways to order:**

1. CALL: 1-800-356-1688 (ext. 3) or 1-814-353-1300 (ext. 3) *Monday–Friday 8:00 a.m.–6:30 p.m. Eastern Time*
2. FAX: 1-814-353-1309 *24 hours a day*
3. ONLINE: [www.restek.com](http://www.restek.com) *24 hours a day*
4. E-MAIL: [csreps@restek.com](mailto:csreps@restek.com) *24 hours a day*

Outside the U.S.? Find a distributor at [www.restek.com/distributor](http://www.restek.com/distributor)

## International-Specific

### Canada

#### C50 in Toluene

*n*-pentacontane (C50)  
10 µg/mL in toluene, 1 mL/ampul  
cat.# 31685 (ea.)

#### CCME F1 Retention Time Marker (3 components)

*n*-decane (C10) toluene  
*n*-hexane (C6)  
2,000 µg/mL each in methanol, 1 mL/ampul  
cat.# 30611 (ea.)

#### CCME PHC Calibration Mix (3 components)

*n*-decane (C10) *n*-tetratriacontane (C34)  
*n*-hexadecane (C16)  
5,000 µg/mL each in toluene, 1 mL/ampul  
cat.# 31684 (ea.)

#### Canadian Drinking Water Triazine Herbicides Mix

(7 components)

alachlor metribuzin  
atrazine prometryne  
cyanazine (Bladex) simazine  
metolachlor  
500 µg/mL each in acetone, 1 mL/ampul  
cat.# 31864 (ea.)

#### Canadian Drinking Water Phenoxyacid Herbicides Mix

(11 components)

bromoxynil pentachlorophenol  
2,4-D picloram  
dicamba 2,4,5-T  
2,4-dichlorophenol 2,3,4,6-tetrachlorophenol  
diclofop methyl 2,4,6-trichlorophenol  
dinoseb  
1,000 µg/mL each in acetone, 1 mL/ampul  
cat.# 31868 (ea.)

#### Canadian Drinking Water Carbamates Mix

(5 components)

aldicarb carbofuran  
bendiocarb triallate  
carbaryl (Sevin)  
100 µg/mL each in acetonitrile, 1 mL/ampul  
cat.# 31865 (ea.)

#### Canadian Drinking Water OP Pesticides Mix

(9 components)

azinphos methyl (Guthion) parathion (ethyl)  
chlorpyrifos (Dursban) phorate  
diazinon temephos (Abate)  
dimethoate terbufos  
malathion  
1,000 µg/mL each in acetonitrile, 1 mL/ampul  
cat.# 31867 (ea.)

### Canada - Atlantic Provinces

#### Atlantic RBCA EPH Mix (11 components)

acenaphthene *n*-dotriacontane (C32)  
anthracene *n*-heneicosane (C21)  
benzo(a)pyrene *n*-hexadecane (C16)  
chrysene *n*-octacosane (C28)  
*n*-decane (C10) naphthalene  
*n*-dodecane (C12)  
1,000 µg/mL each in hexane:methylene chloride (85:15), 1 mL/ampul  
cat.# 31872 (ea.)

#### Atlantic RBCA VPH Mix (12 components)

benzene *n*-octane (C8)  
*n*-decane (C10) toluene  
ethylbenzene 1,2,4-trimethylbenzene  
*n*-heptane (C7) 1,3,5-trimethylbenzene  
*n*-hexane (C6) *o*-xylene  
1-methyl-3-ethylbenzene *p*-xylene  
1,000 µg/mL each in P&T methanol, 1 mL/ampul  
cat.# 31871 (ea.)



What separates Restek's  
line of certified reference  
materials from ordinary  
reference standards?

## 10 Critical Steps...

Learn more on **pages 438–439**.

[www.restek.com/iso](http://www.restek.com/iso)



## International-Specific, *cont.*

### Europe

#### Organophosphorus Pesticide Mix, European Formulation (16 components)

acephate	200 µg/mL	methamidophos	500
azinphos methyl (Guthion)	400	methidathion	200
chlorpyrifos	100	omethoate	1,000
demeton-S-methyl	200	pirimiphos methyl	100
dichlorvos (DDVP)	500	profenfos	200
dimethoate	200	pyrazophos	500
ethion	200	tokuthion (prothiofos)	200
malathion	200	tolclofos-methyl	100

In acetone, 1 mL/ampul

cat.# 32418 (ea.)

#### PCB Congener Standard #1 (6 components)

2,4,4'-trichlorobiphenyl (BZ #28)  
2,2',5,5'-tetrachlorobiphenyl (BZ #52)  
2,2',4,5,5'-pentachlorobiphenyl (BZ #101)  
2,2',3,4,4',5'-hexachlorobiphenyl (BZ #138)  
2,2',4,4',5,5'-hexachlorobiphenyl (BZ #153)  
2,2',3,4,4',5,5'-heptachlorobiphenyl (BZ #180)

10 µg/mL each in isooctane, 1 mL/ampul

cat.# 32290 (ea.)

#### PCB Congener Standard #2 (7 components)

2,4,4'-trichlorobiphenyl (BZ #28)  
2,2',5,5'-tetrachlorobiphenyl (BZ #52)  
2,2',4,5,5'-pentachlorobiphenyl (BZ #101)  
2,3',4,4',5'-pentachlorobiphenyl (BZ #118)  
2,2',3,4,4',5'-hexachlorobiphenyl (BZ #138)  
2,2',4,4',5,5'-hexachlorobiphenyl (BZ #153)  
2,2',3,4,4',5,5'-heptachlorobiphenyl (BZ #180)

10 µg/mL each in isooctane, 1 mL/ampul

cat.# 32294 (ea.)

#### Desethyl-atrazine

1,000 µg/mL in acetone, 1 mL/ampul

cat.# 32445 (ea.)

**NEW!**

## Compound Index for Reference Standards

See **pages 730–736.**



### Japan

#### Japan Calibration Mix (9 components)

acrylonitrile	dichloromethane
benzene	tetrachloroethylene
1,3-butadiene	trichloroethylene
chloroform	vinyl chloride
1,2-dichloroethane	

#### cylinder design

Cylinder Construction: aluminum  
Cylinder Fitting: CGA-180 outlet

#### Spectra (Linde) 104 L Cylinders:

Size: 8 x 24 cm  
Volume/Pressure:  
104 liters of gas  
@ 1,800 psi  
Weight: 1.5 lb/0.7 kg



#### Scotty (Air Liquide) 110 L Cylinders:

Size: 8.3 x 29.5 cm  
Volume/Pressure:  
110 liters of gas  
@ 1,800 psi  
Weight: 2.2 lb/1 kg  
U.S. DOT Specs: 3AL2216



1 ppm in nitrogen, 104 liters @ 1,800 psi

cat.# 34418 (ea.)

1 ppm in nitrogen, 110 liters @ 1,800 psi

cat.# 26367 (ea.)

1 ppm in nitrogen, 110 liters @ 1,800 psi (Pi-marked cylinder)

cat.# 34418-PI (ea.)

**NEW!**

No data pack available.

Gas standards are subject to hazardous materials shipping fees by most freight carriers. All calibration gas standards are nonreturnable due to DOT hazardous shipping requirements.

**also available**

Gas Regulators

See **pages 279–281.**



#### Drinking Water Odor Standard (2 components)

- Reference mix of the two most common odor-causing compounds.
- Convenient concentration for purge-and-trap analysis:  
100 µg/mL in methanol.

Unpleasant odor in drinking water is associated with the growth and decay of microorganisms. The threshold value for these compounds is low (10 ppt) and purge-and-trap analyses usually are used to quantify them.

(+/-)-geosmin  
2-methylisoborneol

100 µg/mL in P&T methanol, 1 mL/ampul

cat.# 30608 (ea.)

## International-Specific, *cont.*

### ISO/DIS 9377 Water Quality Testing

- For GC analysis of total petroleum hydrocarbons (TPH) in water.
- Calibration standard available as Diesel #2/motor oil and Diesel #2/mineral oil.

Reference mixtures for ISO/DIS 9377 (German H-53), a gas chromatography–flame ionization detection (GC-FID) method.

#### Diesel #2/Motor Oil (2 components)

diesel fuel #2 composite  
motor oil

5,000 µg/mL each in hexane, 1 mL/ampul

cat.# 31682 (ea.)

#### Diesel #2/Mineral Oil (2 components)

diesel fuel #2 composite  
mineral oil

5,000 µg/mL each in hexane, 1 mL/ampul

cat.# 31676 (ea.)

#### Standard Mixture Stock Solution (2 components)

diesel #2 (additive-free)  
mineral oil (additive-free [i.e., USP grade] bp 325–460 or C18–C32 retention time range)

5,000 µg/mL each in cyclohexane, 1 mL/ampul (prepares 8 mL of 1.25 µg/µL calibration curve high point) Total hydrocarbon concentration is 10,000 µg/mL.

cat.# 31630 (ea.)

#### Quality Control Standard Mixture, Revised

(2 components)

- Updated reference materials for GC analysis of TPH in water.
- Determination of hydrocarbon oil index—applicable to drinking, surface, waste, and treated water.

diesel #2 (additive-free)  
motor oil (additive-free bp 325–460 or C18–C32 retention time range)

500 µg/mL each in acetone, 1 mL/ampul (1 mL is enough mix to spike one 900 mL quality control sample). Total hydrocarbon concentration is 1,000 µg/mL.

cat.# 31641 (ea.)

#### Quality Control Standard Mixture (2 components)

- For GC analysis of total petroleum hydrocarbons (TPH) in water.
- Environmentally safer than previous methods.
- Calibration standard available as Diesel #2/motor oil and Diesel #2/mineral oil.

diesel #2 (additive-free)  
mineral oil (additive-free [i.e., USP grade] bp 391–522 or C24–C40 retention time range)

500 µg/mL each in acetone, 1 mL/ampul (1 mL is enough mix to spike one quality control sample). Total hydrocarbon concentration is 1,000 µg/mL.

cat.# 31631 (ea.)

#### System Performance Test Standard Mixture of *n*-Alkanes (16 components)

<i>n</i> -decane (C10)	<i>n</i> -hexacosane (C26)
<i>n</i> -dodecane (C12)	<i>n</i> -octacosane (C28)
<i>n</i> -tetradecane (C14)	<i>n</i> -triacontane (C30)
<i>n</i> -hexadecane (C16)	<i>n</i> -dotriacontane (C32)
<i>n</i> -octadecane (C18)	<i>n</i> -tetracontane (C34)
<i>n</i> -eicosane (C20)	<i>n</i> -hexatriacontane (C36)
<i>n</i> -docosane (C22)	<i>n</i> -octatriacontane (C38)
<i>n</i> -tetracosane (C24)	<i>n</i> -tetracontane (C40)

50 µg/mL each in hexane, 1 mL/ampul

cat.# 31678 (ea.)

#### Extraction Solvent Stock Solution #1 (2 components)

<i>n</i> -decane (C10)	20 µL/L
<i>n</i> -tetracontane (C40)	20 mg/L

In hexane, 5 mL/ampul

cat.# 31679 (ea.)

#### Extraction Solvent Stock Solution #2 (2 components)

<i>n</i> -decane (C10)	20 µL/L
<i>n</i> -tetracontane (C40)	20 mg/L

In hexane, 20 mL/ampul

cat.# 31680 (ea.)

#### Stearyl Stearate Test Solution

stearyl stearate

2,000 µg/mL in hexane, 10 mL/ampul

cat.# 31681 (ea.)

2,000 µg/mL in cyclohexane, 10 mL/ampul (enough to check one Florisil cartridge)

cat.# 31636 (ea.)

#### Florisil® Cartridge Quality Control Standard Mixture, Rev. 2 (2 components)

diesel fuel #2 composite  
mineral oil

1,000 µg/mL each in hexane, 10 mL/ampul

cat.# 31677 (ea.)

#### *n*-Tetracontane (C40)

Neat, 100 mg

cat.# 31859 (ea.)

#### *n*-Decane (C10)

Neat, 1 mL/ampul

cat.# 31858 (ea.)

#### Stearyl Stearate

Neat, 100 mg

cat.# 31860 (ea.)




# Reference Standards

## Foods, Flavors & Fragrances



Derivatization Reagents.....	446–447
Fatty Acid Methyl Esters (FAMES).....	529–531
Fatty Acids.....	531–532
FAPAS®.....	532
Flavors.....	533
Fragrances.....	533
Fragrance Allergens.....	534
Melamine.....	535
MN Dept. of Agriculture Pesticides.....	535
Phthalate Esters.....	494
Plastic Container Testing.....	536
QuEChERS.....	536–537



## Derivatization Reagents

See pages 446–447.

## Fatty Acid Methyl Esters (FAMES)

### Marine Oil FAME Mix (20 components)

Chain	Description	% by Weight
C14:0	methyl myristate	6.0
C14:1	methyl myristoleate	1.0
C16:0	methyl palmitate	16.0
C16:1	methyl palmitoleate	5.0
C18:0	methyl stearate	8.0
C18:1	methyl oleate	13.0
C18:1	methyl vaccenate	4.0
C18:2	methyl linoleate	2.0
C18:3	methyl linolenate	2.0
C20:0	methyl arachidate	1.0
C20:1	methyl 11-eicosenoate	9.0
C20:2	methyl 11,14-eicosadienoate	1.0
C20:4	methyl arachidonate	3.0
C20:3	methyl 11,14,17-eicosatrienoate	1.0
C20:5	methyl eicosapentaenoate	10.0
C22:0	methyl behenate	1.0
C22:1	methyl erucate	3.0
C22:6	methyl docosahexaenoate	12.0
C24:0	methyl lignocerate	1.0
C24:1	methyl nervonate	1.0

cat.# 35066 (100 mg)

No data pack available.

### cis/trans FAME Mix (8 components)

Description	% by Weight
methyl elaidate (C18:1 <i>trans</i> -9)	10.0
methyl linoleate (C18:2 <i>cis</i> -9,12)	20.0
methyl oleate (C18:1 <i>cis</i> -9)	10.0
methyl petroselinate (C18:1 <i>cis</i> -6)	8.0
methyl petroselaidate (C18:1 <i>trans</i> -6)	8.0
methyl stearate (C18:0)	20.0
methyl transvaccenate (C18:1 <i>trans</i> -11)	12.0
methyl vaccenate (C18:1 <i>cis</i> -11)	12.0

10 mg/mL total in methylene chloride, 1 mL/ampul

cat.# 35079 (ea.)

No data pack available.

### NLEA FAME Mix (28 components)

Chain	% by Weight	Chain	% by Weight
C4:0	1.5	C18:1 ( <i>trans</i> -9)	2.5
C6:0	1.5	C18:1 ( <i>cis</i> -9)	15.0
C8:0	2.0	C18:2 (all- <i>trans</i> -9,12)	2.5
C10:0	2.5	C18:2 (all- <i>cis</i> -9,12)	10.0
C11:0	2.5	C18:3 (all- <i>cis</i> -9,12,15)	5.0
C12:0	5.0	C20:0	2.5
C13:0	2.5	C20:1 ( <i>cis</i> -11)	1.5
C14:0	2.5	C20:5 (all- <i>cis</i> -5,8,11,14,17)	2.5
C14:1 ( <i>cis</i> -9)	1.5	C22:0	2.5
C15:0	1.5	C22:1 ( <i>cis</i> -13)	1.5
C16:0	10.0	C22:6 (all- <i>cis</i> -4,7,10,13,16,19)	2.5
C16:1 ( <i>cis</i> -9)	5.0	C23:0	1.5
C17:0	2.5	C24:0	2.5
C18:0	5.0	C24:1 ( <i>cis</i> -15)	2.5

30 mg/mL total in methylene chloride, 1 mL/ampul

cat.# 35078 (ea.)

No data pack available.

## Fatty Acid Methyl Esters (FAMES), cont.

### Food Industry FAME Mix (37 components)

Chain	% by Weight	Chain	% by Weight
C4:0	4.0	C18:2 (all- <i>cis</i> -9,12)	2.0
C6:0	4.0	C18:3 (all- <i>cis</i> -6,9,12)	2.0
C8:0	4.0	C18:3 (all- <i>cis</i> -9,12,15)	2.0
C10:0	4.0	C20:0	4.0
C11:0	2.0	C20:1 ( <i>cis</i> -11)	2.0
C12:0	4.0	C20:2 (all- <i>cis</i> -11,14,)	2.0
C13:0	2.0	C20:3 (all- <i>cis</i> -8,11,14)	2.0
C14:0	4.0	C20:3 (all- <i>cis</i> -11,14,17)	2.0
C14:1 ( <i>cis</i> -9)	2.0	C20:4 (all- <i>cis</i> -5,8,11,14)	2.0
C15:0	2.0	C20:5 (all- <i>cis</i> -5,8,11,14,17)	2.0
C15:1 ( <i>cis</i> -10)	2.0	C21:0	2.0
C16:0	6.0	C22:0	4.0
C16:1 ( <i>cis</i> -9)	2.0	C22:1 ( <i>cis</i> -13)	2.0
C17:0	2.0	C22:2 (all- <i>cis</i> -13,16)	2.0
C17:1 ( <i>cis</i> -10)	2.0	22:6 (all- <i>cis</i> -4,7,10,13,16,19)	2.0
C18:0	4.0	C23:0	2.0
C18:1 ( <i>trans</i> -9)	2.0	C24:0	4.0
C18:1 ( <i>cis</i> -9)	4.0	C24:1 ( <i>cis</i> -15)	2.0
C18:2 (all- <i>trans</i> -9,12)	2.0		

30 mg/mL total in methylene chloride, 1 mL/ampul

cat.# 35077 (ea.)

No data pack available.

How can we help you today?  
Contact us...

#### customer service:

**1-814-353-1300, ext. 3** | e-mail: csreps@restek.com

#### technical service:

**1-814-353-1300, ext. 4** | e-mail: support@restek.com

#### sales representatives:

**1-814-353-1300, ext. 3** | e-mail: salesreps@restek.com

#### 4 ways to order:

- CALL: 1-800-356-1688, ext. 3 or 1-814-353-1300, ext. 3  
Monday–Friday 8:00 a.m.–6:30 p.m. Eastern Time
- FAX: 1-814-353-1309 24 hours a day
- ONLINE: www.restek.com 24 hours a day
- E-MAIL: csreps@restek.com 24 hours a day

Outside the U.S.? Find a distributor at

[www.restek.com/distributor](http://www.restek.com/distributor)

## Fatty Acid Methyl Esters (FAMES), *cont.*

### Neat Fatty Acid Methyl Esters

Use these materials to prepare specific mixtures not commercially available. These products are of the highest purity available, typically 99% by GC-FID analysis. Each compound is packaged under a nitrogen blanket to ensure product stability. A certificate of analysis is provided with each ampul.

Chain	Description	CAS #	qty.	cat.#
C6:0	methyl caproate	106-70-7	100 mg	35037
C7:0	methyl heptanoate	106-73-0	100 mg	35038
C8:0	methyl caprylate	111-11-5	100 mg	35039
C9:0	methyl nonanoate	1731-84-6	100 mg	35040
C10:0	methyl caprate	110-42-9	100 mg	35041
C11:0	methyl undecanoate	1731-86-8	100 mg	35042
C12:0	methyl laurate	111-82-0	100 mg	35043
C13:0	methyl tridecanoate	1731-88-0	100 mg	35044
C14:0	methyl myristate	124-10-7	100 mg	35045
C14:1 Δ 9 <i>cis</i>	methyl myristoleate	56219-06-8	100 mg	35046
C15:0	methyl pentadecanoate	7132-64-1	100 mg	35047
C16:0	methyl palmitate	112-39-0	100 mg	35048
C16:1 Δ 9 <i>cis</i>	methyl palmitoleate	1120-25-8	100 mg	35049
C17:0	methyl heptadecanoate	1731-92-6	100 mg	35050
C18:0	methyl stearate	112-61-8	100 mg	35051
C18:1 Δ 9 <i>cis</i>	methyl oleate	112-62-9	100 mg	35052
C18:2 Δ 9,12 <i>cis</i>	methyl linoleate	112-63-0	100 mg	35053
C18:3 Δ 9,12,15 <i>cis</i>	methyl linolenate	301-00-8	100 mg	35054
C19:0	methyl nonadecanoate	1731-94-8	100 mg	35055
C20:0	methyl arachidate	1120-28-1	100 mg	35056
C20:1 Δ 11 <i>cis</i>	methyl eicosenoate	2390-09-2	100 mg	35057
C20:2 Δ 11,14 <i>cis</i>	methyl eicosadienoate	2463-02-7	100 mg	35058
C20:3 Δ 11,14,17 <i>cis</i>	methyl eicosatrienoate	55682-88-7	100 mg	35059
C20:4 Δ 5,8,11,14 <i>cis</i>	methyl arachidonate	2566-89-4	100 mg	35060
C21:0	methyl heneicosanoate	6064-90-0	100 mg	35061
C22:0	methyl behenate	929-77-1	100 mg	35062
C22:1 Δ 13 <i>cis</i>	methyl erucate	1120-34-9	100 mg	35063
C24:0	methyl lignocerate	2442-49-1	100 mg	35064
C24:1 Δ 15 <i>cis</i>	methyl nervonate	2733-88-2	100 mg	35065

No data pack available.



## Indispensable Lab Tools

Genuine Restek Replacement Parts catalogs for *your* specific brand of instrument:

- Agilent
- Bruker/Varian
- PerkinElmer
- Shimadzu
- Thermo Scientific

Download your free catalog from

[www.restek.com/GRRP](http://www.restek.com/GRRP)



## Fatty Acid Methyl Esters (FAMES), *cont.*

### Quantitative Fatty Acid Methyl Ester (FAME) Mixtures

These mixtures can be used for quantification (AOCS Method CE 1–62) and approximate the compositions of the following types of oils:

- |   |  |
|---|--|
| AOCS #1: corn, poppy seed, cotton seed, soybean, walnut, safflower, sunflower, rice, bran, and sesame oil | FAME #5: oils of mid-range to long chain lengths (C16–C24)   |
| AOCS #2: linseed, perilla, hempseed, and rubberseed oil   | FAME #6: oils of long chain lengths (C20–C21)                |
| AOCS #3: peanut, rapeseed, and mustard seed oil   | FAME #7: oils of short chain lengths (C6–C10)                |
| AOCS #4: olive, teaseed, and neatsfoot oil  | FAME #8: oils of short- to mid-range chain lengths (C11–C15) |
| AOCS #5: coconut, palm kernel, babassu, and ouri-curi oil   | FAME #9: oils of mid-range to long chain lengths (C16–C20)   |
| AOCS #6: lard, beef or mutton tallow, and palm oil  | FAME #12: oils of mid-range to long chain lengths (C13–C21)  |
| FAME #1: oils of mid-range chain lengths (C16–C18)  | FAME #13: mustard seed oil                                   |
| FAME #2: oils of short- to mid-range chain lengths (C6–C14)   | FAME #14: cocoa butter                                       |
| FAME #3: oils of short- to mid-range chain lengths (C8–C16)   | FAME #15: peanut oil   |
| FAME #4: oils of mid-range to long chain lengths (C16–C24)  |  |

Mix	cat.#	Composition of each mixture listed as a weight/weight % basis (minimum 50 mg/ampul)																												
		methyl caproate (C6:0)	methyl heptanoate (C7:0)	methyl caprylate (C8:0)	methyl nonanoate (C9:0)	methyl caprate (C10:0)	methyl undecanoate (C11:0)	methyl laurate (C12:0)	methyl tridecanoate (C13:0)	methyl myristate (C14:0)	methyl pentadecanoate (C15:0)	methyl palmitate (C16:0)	methyl heptadecanoate (C17:0)	methyl stearate (C18:0)	methyl oleate (C18:1)	methyl linoleate (C18:2)	methyl linolenate (C18:3)	methyl nonadecanoate (C19:0)	methyl arachidate (C20:0)	methyl eicosanoate (C20:1)	methyl eicosadienoate (C20:2)	methyl heneicosanoate (C20:3)	methyl arachidonate (C20:4)	methyl heneicosanoate (C21:0)	methyl behenate (C22:0)	methyl docosadienoate (C22:1)	methyl lignocerate (C24:0)	methyl nervonate (C24:1)		
AOCS #1	35022								6.0					3.0	35.0	50.0	3.0		3.0											
AOCS #2	35023								7.0					5.0	18.0	36.0	34.0													
AOCS #3	35024								1.0	4.0				3.0	45.0	15.0	3.0		3.0							3.0	20.0		3.0	
AOCS #4	35025													11.0	3.0	80.0	6.0													
AOCS #5	35026			7.0	5.0		48.0	15.0	7.0					3.0	12.0	3.0														
AOCS #6	35027							2.0	30.0	3.0				14.0	41.0	7.0	3.0													
FAME #1	35010												20.0		20.0	20.0	20.0	20.0												
FAME #2	35011	20.0	20.0	20.0	20.0	20.0	20.0	20.0																						
FAME #3	35012			20.0	20.0	20.0	20.0	20.0																						
FAME #4	35013											20.0		20.0						20.0						20.0		20.0		20.0
FAME #5	35014										20.0		20.0							20.0						20.0		20.0		20.0
FAME #6	35015																		20.0	20.0	20.0	20.0	20.0							
FAME #7	35016	20.0	20.0	20.0	20.0	20.0																								
FAME #8	35017						20.0	20.0	20.0	20.0	20.0																			
FAME #9	35018										20.0	20.0	20.0						20.0	20.0										
FAME #12	35021								20.0	20.0									20.0							20.0				
FAME #13	35034											3.0	1.0	2.0	20.0	15.0	10.0		1.0	10.0	2.0				1.0	30.0	2.0	1.0	2.0	
FAME #14	35035								0.1	26.3	0.4	0.3	33.7	34.3	3.1	0.2		1.3	0.1					0.2						
FAME #15	35036											10.0		3.0	50.0	30.0		1.5	1.5						3.0				1.0	

Composition of each compound listed as a weight/weight % basis.

## Fatty Acids

### EP 2.4.22 Composition of Fatty Acids by GC Mix 1

(6 components)

Description	% by Weight
methyl arachidate (C20:0)	40
methyl dodecanoate (C12:0)	5
methyl myristate (C14:0)	5
methyl oleate (C18:1 [ <i>cis</i> 9])	20
methyl palmitate (C16:0)	10
methyl stearate (C18:0)	20

100 mg total

cat.# 35100 (ea.)

No data pack available.

### EP 2.4.22 Composition of Fatty Acids by GC Mix 2

(5 components)

Description	% by Weight
methyl caproate (C6:0)	10
methyl caprylate (C8:0)	10
methyl decanoate (C10:0)	20
methyl dodecanoate (C12:0)	20
methyl myristate (C14:0)	40

100 mg total

cat.# 35101 (ea.)

No data pack available.

**Fatty Acids, cont.**

**Standard Methods for the Examination of Water and Wastewater Method 5560: Organic and Volatile Acids**

The measurement of organic acids, either by adsorption and elution from a chromatographic column or by distillation, can be used as a control test for anaerobic digestion. The chromatographic separation method is presented for organic acids (5560B), while a method using distillation (5560C) is presented for volatile acids. A new method using gas chromatography is included for the determination of acetic, propionic, butyric, isobutyric, valeric, and isovaleric acids (5560D).

**Free Fatty Acids Test Standard (6 components)**

acetic acid	isovaleric acid
butyric acid (C4:0)	propionic acid
isobutyric acid	valeric acid

1,000 µg/mL each in water, 1 mL/ampul

cat.# 35272 (ea.)

**Food Analysis Performance Assessment Scheme (FAPAS®)**

**FAPAS® Food Testing Program\***

Laboratories testing food quality and safety are encouraged to routinely perform proficiency tests. Proficiency testing is an external check of quality. It provides an independent and unbiased assessment of the performance of all aspects of the laboratory, both human and hardware. Each participating laboratory is encouraged to use its normal analytical method, thereby simulating the testing of a routine laboratory sample as closely as possible. While the outcome of the analysis may depend on the choice of method, it also could be affected by the performance of the laboratory equipment or the competence of the analyst. Using proficiency testing, those laboratories performing well can ensure high standards are maintained and those performing unsatisfactorily can implement corrective action rapidly. In an environment in which analytical laboratories compete intensively for work, proficiency testing provides the means by which external customers can compare competence in carrying out specific tests. Together with laboratory accreditation and the use of validated methods, proficiency tests are an important requirement of the EU Additional Measures Directive 93/99/EEC applying to laboratories entrusted with the official control of food.

**FAPAS® Series 5 OC Pesticide Mix 1 (19 components)**

Equal concentration of all compounds. Suitable for GC-MS analysis.

aldrin	dieldrin
α-BHC	α-endosulfan (I)
β-BHC	β-endosulfan (II)
γ-BHC (lindane)	endosulfan sulfate
cis-chlordane	endrin
trans-chlordane	heptachlor
4,4'-DDD	heptachlor epoxide (isomer B)
4,4'-DDE	hexachlorobenzene
2,4'-DDT	oxychlordane
4,4'-DDT	

100 µg/mL each in acetone, 1 mL/ampul

cat.# 32412 (ea.)

**Food Analysis Performance Assessment Scheme (FAPAS®), cont.**

**FAPAS® Food Testing Program\*, cont.**

**FAPAS® Series 5 OC Pesticide Mix 2 (19 components)**

Varied concentrations. Suitable for GC-ECD analysis.

aldrin	10 µg/mL	dieldrin	20
α-BHC	10	α-endosulfan (I)	10
β-BHC	10	β-endosulfan (II)	20
γ-BHC (lindane)	10	endosulfan sulfate	20
cis-chlordane	10	endrin	20
trans-chlordane	10	heptachlor	10
4,4'-DDD	20	heptachlor epoxide (isomer B)	10
4,4'-DDE	20	hexachlorobenzene	10
2,4'-DDT	20	oxychlordane	10
4,4'-DDT	20		

In acetone, 1 mL/ampul

cat.# 32414 (ea.)

**FAPAS® Series 9 OP Pesticide Mix 1 (10 components)**

Equal concentration of all compounds. Suitable for GC-FPD, GC-NPD, and GC-MS analysis.

chlorpyrifos	fenitrothion
chlorpyrifos-methyl	malathion
diazinon	methacryphos
dichlorvos	phosphamidon
etrimphos	pirimiphos-methyl

100 µg/mL each in acetone, 1 mL/ampul

cat.# 32413 (ea.)

\*Use of Restek calibration mixtures by laboratories participating in the FAPAS® program is voluntary; no endorsement of any Restek product has been made by the Central Science Laboratory. To obtain further information regarding the FAPAS® program, or to participate, contact [fapas@csf.gov.uk](mailto:fapas@csf.gov.uk)

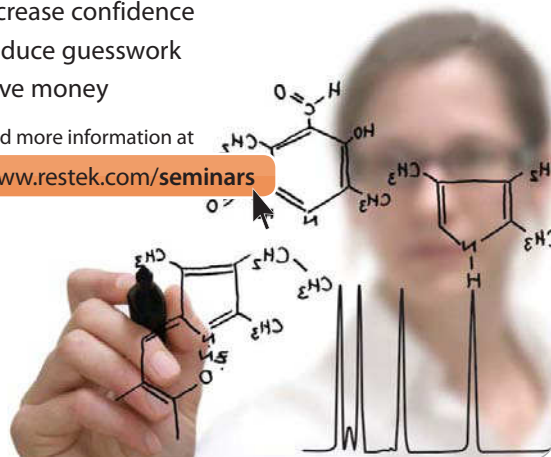
**Restek Learning Network**

**Solutions to fit every level of expertise, budget, schedule, and analytical topic.**

- Improve throughput
- Increase confidence
- Reduce guesswork
- Save money

Find more information at

[www.restek.com/seminars](http://www.restek.com/seminars)



## Flavors

### Fruit Juice Organic Acid Standard (5 components)

citric acid	2,000 µg/ml	quinic acid	2,000
fumaric acid	10*	tartaric acid	2,000
malic acid	2,000		

In water, 1 mL/ampul

cat.# 35080 (ea.)

In water, 5 mL/ampul

cat.# 35081 (ea.)

\*Fumaric acid is a trace impurity in malic acid, as well as an added component of the mix. The amount of fumaric acid in malic acid will not affect the stated concentration of malic acid, but can represent a significant and variable deviation from the low concentration of fumaric acid stated to be in the mix. All other components of the mix are at the specified concentration.

## Fragrances

### Fragrance Materials Test Mix (12 components)

- Performance evaluation for essential oils and fragrance chemicals.
- System suitability mixture for GC systems and analytical columns.
- Convenient 0.5 mL quantity for easy dilution to recommended working solution.

The Fragrance Materials Association (FMA) has proposed a method for analyzing essential oils on polar and nonpolar capillary GC columns. A performance evaluation mixture should be used to aid in detecting inlet problems, stationary phase degradation, loss of resolution, changes in sensitivity, and the presence of reactive sites in the sample pathway. Our test mix is consistent with the mixture proposed by the FMA. The required 5% test solution is made by diluting the 0.5 mL of neat mixture to 10 mL with acetone. The working solution will be stable for up to one week if transferred to a dark container and stored refrigerated.

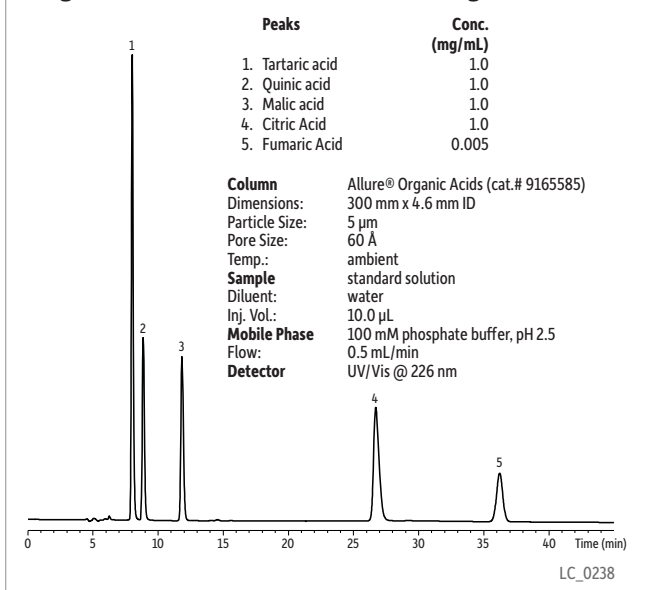
benzoic acid	1.0%	geraniol	0.6%
benzyl salicylate	36.2%	hydroxycitronellal (3,7-dimethyl-7-hydroxyoctanal)	5.0%
1,8-cineole (eucalyptol)	0.5%	d-limonene	20.0%
trans cinnamaldehyde	0.5%	thymol	0.3%
cinnamyl acetate	0.3%	vanillin	0.1%
cinnamyl alcohol	0.3%		
ethyl butyrate	36.2%		

Neat, 0.5 mL in an amber ampul

cat.# 31807 (ea.)

No data pack available.

### Organic Acids Standard on Allure® Organic Acids



## Searching Online for Reference Standards?



### Find a Specific Compound

Enter a compound name, synonym, or CAS # in our **Reference Standards Search Tool**.

[www.restek.com/reference](http://www.restek.com/reference)

### Find Specific Documentation

Locate MSDSs, Certificates, & Datapacks by cat. # or lot # with our **Reference Standards Documentation Search**.

[www.restek.com/documents](http://www.restek.com/documents)

# Fragrance Allergens

## Fragrance Allergens

### Fragrance Allergen Standards Kit

- Highly stable formulation has a minimum shelf life of 18 months.
- Fully resolves 31 fragrance allergens with one analysis on an Rxi®-17 column.
- Ideal for GC-MS analysis following IFRA methodology.
- Helps you meet EU requirements defined in the European Cosmetics Directive.
- All components included at 400 ppm to allow dilution for calibration curves and use with different solvents.
- Exceeds purity requirements outlined in IFRA method.

To help protect consumers with allergies, the 7th Amendment to the European Cosmetics Directive mandates that finished cosmetic products and personal care products must indicate if they contain excess amounts of any allergen on a list of 26 compounds. Of those 26, 24 are volatile chemicals that can be determined through GC-MS analysis, and version 3 of the method outlined by the International Fragrance Association (IFRA) does just that.

This specially formulated reference standard kit exceeds IFRA purity requirements and contains all 24 EU-defined fragrance allergens detectable by GC-MS, along with seven additional potential allergens. When analyzed on a Restek Rxi®-17 column following the IFRA method, all required compounds and isomers resolve clearly with no coelutions. This time-saving mix is also incredibly robust with a shelf life of over one and a half years, so you can stock an already-made standard instead of spending the time to create a new batch for every analysis.

Whether you manufacture fragrances in Europe, sell to European consumers, or simply wish to test for allergens in your products, choose the reference standard mix that helps you follow IFRA methodology in one convenient, long-lasting formulation.

<b>MTBE Solvent Blank</b>				<b>Fragrance Allergen Standard C (Includes Internal Standard)</b>		
methyl <i>tert</i> -butyl ether (MTBE)	CAS # 1634-04-4	Neat		4-allylanisole**	CAS # 140-67-0	400 µg/mL
<b>1-Fluoronaphthalene (Internal Standard)</b>				benzyl benzoate*	CAS # 120-51-4	400
1-fluoronaphthalene	CAS # 321-38-0	20 µg/mL		benzyl cinnamate*	CAS # 103-41-3	400
<b>Fragrance Allergen Standard A (Includes Internal Standard)</b>				benzyl salicylate*	CAS # 118-58-1	400
α-amylcinnamaldehyde*†	CAS # 122-40-7	400 µg/mL		camphor**	CAS # 76-22-2	400
cinnamal*	CAS # 104-55-2	400		1,8-cineole**	CAS # 470-82-6	400
citral*†	CAS # 5392-40-5	400		coumarin*	CAS # 91-64-5	400
3,7-dimethyl-7-hydroxyoctanal*	CAS # 107-75-5	400		1-fluoronaphthalene	CAS # 321-38-0	20
1-fluoronaphthalene	CAS # 321-38-0	20		limonene*	CAS # 138-86-3	400
α-hexylcinnamaldehyde*†	CAS # 101-86-0	400		<i>iso</i> -α-methylionone*	CAS # 127-51-5	400
lilial*	CAS # 80-54-6	400		methyl 2-nonynoate**	CAS # 111-80-8	400
lyral*†	CAS # 31906-04-4	400		methyl 2-octynoate*	CAS # 111-12-6	400
phenylacetaldehyde**	CAS # 122-78-1	400		safrrole**	CAS # 94-59-7	400
<b>Fragrance Allergen Standard B (Includes Internal Standard)</b>				*Compound listed in 7th Amendment to the European Cosmetics Directive.		
α-amylcinnamic alcohol*†	CAS # 101-85-9	400 µg/mL		**Additional potential allergens included in this formulation.		
benzyl alcohol*	CAS # 100-51-6	400		†Compounds defined as two isomers resulting in two chromatographic peaks.		
cinnamyl alcohol*	CAS # 104-54-1	400				
citronellol*	CAS # 106-22-9	400				
eugenol*	CAS # 97-53-0	400				
farnesol*†	CAS # 4602-84-0	400				
1-fluoronaphthalene	CAS # 321-38-0	20				
geraniol*	CAS # 106-24-1	400				
isoeugenol*	CAS # 97-54-1	400				
linalool*	CAS # 78-70-6	400				
4-methoxybenzyl alcohol*	CAS # 105-13-5	400				
methyl eugenol**	CAS # 93-15-2	400				

Contains 1 mL each of these mixtures (in methyl *tert*-butyl ether).

cat.# 33105 (kit)

**NEW!**

**kit**

## NEW! Compound Index for Reference Standards

See pages 730–736.



## Melamine

### Melamine Analysis Kit

Kit includes:

**Column:**

Rxi-5Sil MS w/5-meter Integra-Guard

**Standards:**

33247: 1 mL Melamine Stock Standard	(1,000 µg/mL)
33248: 1 mL Cyanuric Acid Stock Standard	(1,000 µg/mL)
33249: 1 mL Ammelide Stock Standard	(1,000 µg/mL)
33250: 1 mL Ammeline Stock Standard	(1,000 µg/mL)
33251: 1 mL Benzoguanamine Internal Standard	(1,000 µg/mL)
33253: 1 mL Melamine Mix Standard	(1,000 µg/mL)

**Derivatization Reagent:**

35607: BSTFA w/1% TMCS, 25 g vial

**Accessories:**

50 mL empty centrifuge tubes, 10-pk.  
13 mm, 0.45 µm nylon syringe filters, 20-pk.

**Easy-to-follow instructions** with procedural checklists to assist with laboratory documentation.

Contains contents listed above.

cat.# 33254 (kit)

kit

\*Kit contains a 10-pk. of tubes and 20-pk. of filters. 50-pk. of tubes (cat.# 26239) and 100-pk. of filters (cat.# 26147) sold separately.

### Melamine and Related Analogs Stock Standard

(4 components)

ammelide	cyanuric acid
ammeline	melamine

1,000 µg/mL each in diethylamine:water (20:80), 1 mL/ampul  
cat.# 33253 (ea.)

### Melamine Stock Standard

1,000 µg/mL in diethylamine:water (20:80), 1 mL/ampul  
cat.# 33247 (ea.)

### Cyanuric Acid Stock Standard

1,000 µg/mL in diethylamine:water (20:80), 1 mL/ampul  
cat.# 33248 (ea.)

### Ammelide Stock Standard

1,000 µg/mL in diethylamine:water (20:80), 1 mL/ampul  
cat.# 33249 (ea.)

### Ammeline Stock Standard

1,000 µg/mL in diethylamine:water (20:80), 1 mL/ampul  
cat.# 33250 (ea.)

### Benzoguanamine Internal Standard

1,000 µg/mL in pyridine, 1 mL/ampul  
cat.# 33251 (ea.)

## MN Dept. of Agriculture Pesticides

### Minnesota Ag List 1 Pesticides Mix A (16 components)

acetochlor	metolachlor
alachlor	metribuzin
atrazine	pendimethalin
cyanazine	prometon
desethylatrazine	propachlor
desisopropylatrazine	propazine
dimethenamid*	simazine
ethalfuralin	trifluralin

200 ppm each in acetone, 1 mL/ampul

cat.# 32406 (ea.)

\*Added to Minnesota Department of Agriculture List 1 pesticide (neutrals) incident investigation requirements, effective January 1, 2000.<sup>1</sup> CAS # 87674-68-8 manufactured by several companies under various trade names.

<sup>1</sup>Analytical Lists for Pesticide Incident Investigations, Minnesota Department of Agriculture, Guidance Document 26 (3/99), St. Paul, MN. For a copy, visit their website at: [www.mda.state.mn.us](http://www.mda.state.mn.us)

### Minnesota Ag List 1 Pesticides Mix B (6 components)

chlorpyrifos	phorate
EPTC	terbufos
fonofos	triallate

200 ppm each in acetone, 1 mL/ampul

cat.# 32407 (ea.)

### Minnesota Ag List 1 Pesticide Kit

Contains 1 mL each of these mixtures.

32406: Minnesota Ag List Pesticides Mix A

32407: Minnesota Ag List Pesticides Mix B

cat.# 32408 (kit)

kit

### also available

#### Rxi®-5Sil MS Column

Ideal for pesticide and melamine analysis

For details, see **page 32**.

See **page 492** for chromatogram.





## Phthalate Esters

See page 494.

## Plastic Container Testing

### ASTM Method D6042-96 (Plastic Container Testing)

American Society for Testing and Materials (ASTM International) Method D6042-96—Test Method for Determination of Phenolic Antioxidants and Erucamide Slip Additives in Polypropylene Homopolymer Formulations Using Liquid Chromatography—is a “consensus” or “referee” method used among plastic manufacturers and the pharmaceutical companies that purchase plastic containers. Plastic container manufacturers use this test to ensure the quality of their product to their pharmaceutical customers. Pharmaceutical companies also specify this test and provide their own lists of target compounds and concentration limits in purchase agreements.

This test calls for isopropanol extraction, LC separation, and UV detection. Restek offers a variety of reversed phase LC columns suitable for these separations. Restek also designed a reference standard to validate this method. This mixture contains the common antioxidants and slips listed in ASTM D6042-96, along with BHT.

#### ASTM D6042-96 Calibration Mix (7 components)

BHT	Irganox 3114
erucamide slip	Irganox 1010
vitamin E	Irganox 1076
Irgafos 168	

50 µg/mL each in isopropanol, 1 mL/ampul

cat.# 31628 (ea.)

No data pack available.

#### Other Additives Available From Restek on a Custom Basis

Similar methods for extractables in plastic pharmaceutical containers are cited in the United States Pharmacopeia (USP), British Pharmacopoeia (BP), European Pharmacopoeia (EP), and Japanese Pharmacopoeia (JP). Customers may also have formulation-specific or product-specific test mixtures. Please contact us for a custom mixture. Our current inventory of raw materials includes these popular antioxidants. We have many more not listed and can obtain most compounds you may need. Visit [www.restek.com/solutions](http://www.restek.com/solutions) to request yours today!

- |                |                 |                 |                |
|----------------|-----------------|-----------------|----------------|
| • Ethanox 323  | • Irganox® L64  | • Ultranox® 626 | • Vanlube® PCX |
| • Ethanox 330  | • Irganox® L109 | • Vanlube® 81   | • Vanlube® SL  |
| • Ethanox 702  | • Irganox® L134 | • Vanlube® 848  | • Vanlube® SS  |
| • Ethanox 703  | • Irganox® L135 | • Vanlube® 7723 |                |
| • Irganox® L06 | • Irganox® 1035 | • Vanlube® AZ   |                |
| • Irganox® L57 | • Santanox R    | • Vanlube® NA   |                |

## QuEChERS

### QuEChERS Standards

- Ready to use for QuEChERS extractions—no dilutions necessary.
- Support for GC and LC with MS, MS/MS, and selective detectors.

Pesticide analysis is fast and simple using QuEChERS methods. Use these cost-effective QuEChERS standards for even greater lab efficiency. Standards are compatible with all major methods, including mini-multiresidue, AOAC, and European procedures. Save time with convenient mixes or make your own blend using our full line of single-component solutions.

#### QuEChERS Internal Standard Mix for GC-ECD Analysis (4 components)

PCB 18	PCB 52
PCB 28	tris-(1,3-dichloroisopropyl)phosphate
50 µg/mL each in acetonitrile, 5 mL/ampul	
cat.# 33265 (ea.)	

#### QuEChERS Internal Standard Mix for GC-NPD and LC-MS/MS Analysis (2 components)

triphenyl phosphate	20 µg/mL
tris-(1,3-dichloroisopropyl)phosphate	50 µg/mL
In acetonitrile, 5 mL/ampul	
cat.# 33266 (ea.)	

#### QuEChERS Internal Standard Mix for GC-MS Analysis (6 components)

PCB 18	50 µg/mL	triphenyl phosphate	20
PCB 28	50	tris-(1,3-dichloroisopropyl)phosphate	50
PCB 52	50	triphenylmethane	10
In acetonitrile, 5 mL/ampul			
cat.# 33267 (ea.)			

#### QuEChERS Internal Standard Mix for LC-MS/MS Analysis

nicarbazin	
10 µg/mL in acetonitrile, 5 mL/ampul	
cat.# 33261 (ea.)	

#### QuEChERS Quality Control Standards for GC-MS Analysis

<b>Cat.# 33268:</b>	<b>Cat.# 33264:</b>
PCB 138	anthracene
PCB 153	
50 µg/mL each in acetonitrile, 5 mL/ampul	
cat.# 33268 (ea.)	
100 µg/mL in acetonitrile, 5 mL/ampul	
cat.# 33264 (ea.)	

QuEChERS, *cont.*

QuEChERS Standards, *cont.*

QuEChERS Single-Component Reference Standards

Concentration is µg/mL.

Compound	CAS #	Solvent	Conc.	cat.#
PCB 18 (5 mL)	37680-65-2	ACN	50	33255
PCB 28 (5 mL)	7012-37-5	ACN	50	33256
PCB 52 (5 mL)	35693-99-3	ACN	50	33257
PCB 138 (5 mL)	35065-28-2	ACN	50	33262
PCB 153 (5 mL)	35065-27-1	ACN	50	33263
triphenylmethane (5 mL)	519-73-3	ACN	10	33260
triphenylphosphate (5 mL)	115-86-6	ACN	20	33258
tris(1,3-dichloroisopropyl)phosphate (5 mL)	13674-87-8	ACN	50	33259

ACN = acetonitrile

QuEChERS Standards for AOAC Official Method 2007.01

- Ready to use for generating text mixes, calibration standards, and spiking experiments.
- Reliable standards produced according to specifications defined in AOAC Official Method 2007.01.
- Cost-effective QuEChERS standards can be used without dilutions for greater lab efficiency.

Following QuEChERS methods is even quicker and easier when you use Restek method-specific chemical standards for AOAC Official Method 2007.01 (Pesticide Residues in Foods by Acetonitrile Extraction and Partitioning with Magnesium Sulfate). Our suite of AOAC QuEChERS standards includes internal standards mix, triphenylphosphate (TPP) solution, and QC spike mix. Each standard can be used directly without dilutions because they are formulated to the exact concentrations prescribed by AOAC Method 2007.01.

AOAC QuEChERS IS Solution (2 components)

α-BHC-d6 (α-HCH-d6)  
parathion-d10  
40 µg/mL each in acetonitrile, 5 mL/ampul  
cat.# 31963 (ea.)



AOAC QuEChERS Triphenylphosphate Solution

2 µg/mL in acetonitrile:acetic acid (99:1), 5 mL/ampul  
cat.# 31964 (ea.)



AOAC QuEChERS QC Spike Mix (27 components)

atrazine	imidacloprid
azoxystrobin	kresoxim methyl
bifenthrin	linuron
carbaryl (Sevin)	methamidophos
chlorothalonil	methomyl
chlorpyrifos (Dursban)	cis-permethrin
chlorpyrifos methyl	trans-permethrin
lambda-cyhalothrin	procymidone
cyprodinil	pymetrozine
2,4'-DDD	tebuconazole (Folicur)
dichlorvos (DDVP)	thiabendazole
endosulfan sulfate	tolylfluanid
ethion	trifluralin
imazalil	

40 µg/mL each in acetonitrile:acetic acid (99.9:0.1), 5 mL/ampul  
cat.# 31999 (ea.)



**Q-sep™**  
QuEChERS Products

**Your Total Solution for QuEChERS Methods**

- Tubes
- Standards
- Columns
- Accessories

[www.restek.com/quenchers](http://www.restek.com/quenchers)

# Reference Standards

## Petroleum & Petrochemical



Biodiesel.....	539
Finished Motor Oil & Aviation Gasoline .....	540
PCBs in Transformer Oil .....	540
Simulated Distillation .....	541
Spark Ignition Engine Fuels.....	542–543
Sulfur .....	544–547
Sulfur in Diesel Fuel.....	544
Sulfur in Gasoline .....	545
Sulfur in Isooctane.....	546
Sulfur in Mineral Oil.....	547



## Biodiesel

### ASTM Method D6584-10 and EN14105 (Biodiesel)

#### Determining Free and Total Glycerin in B100 Biodiesel Methyl Esters by GC

In the manufacture of biodiesel fuel, triglycerides are split into their monoalkyl ester components via transesterification. The fatty acid monoalkyl esters can be used as fuel in diesel engines. Amounts of free glycerin and total glycerin indicate the quality of the conversion of the oil or fat to monoalkyl esters. D6584-10 and DIN EN14105 are test methods for quantitative determination of free glycerin, total glycerin, and mono-, di-, and triglycerides in biodiesel fuel methyl esters by GC, after silylation of the sample with N-methyl-N-(trimethylsilyl) trifluoroacetamide (MSTFA).

#### (s)-(-)-1,2,4-Butanetriol

1,000 µg/mL in pyridine, 1 mL/ampul

cat.# 33024 (ea.)

1,000 µg/mL in pyridine, 5 mL/ampul

cat.# 33032 (ea.)

#### Diolein (1,3-di[*cis*-octadecenoyl]glycerol)

5,000 µg/mL in pyridine, 1 mL/ampul

cat.# 33022 (ea.)

#### Glycerin

500 µg/mL in pyridine, 1 mL/ampul

cat.# 33020 (ea.)

#### Monolein (1-mono[*cis*-9-octadecenoyl]-rac-glycerol)

5,000 µg/mL in pyridine, 1 mL/ampul

cat.# 33021 (ea.)

#### Monopalmitin

5,000 µg/mL in pyridine, 1 mL/ampul

cat.# 33026 (ea.)

#### Tricaprin (1,2,3-tricaprinoylglycerol)

8,000 µg/mL in pyridine, 1 mL/ampul

cat.# 33025 (ea.)

8,000 µg/mL in pyridine, 5 mL/ampul

cat.# 33033 (ea.)

#### Triolein (1,2,3-tri[*cis*-octadecenoyl]glycerol)

5,000 µg/mL in pyridine, 1 mL/ampul

cat.# 33023 (ea.)

#### Diesel:Biodiesel (80:20) Blend Standard

The biodiesel component is methyl soyate.

5,000 µg/mL in methylene chloride, 1 mL/ampul

cat.# 31880 (ea.)



## MXT<sup>®</sup> Capillary Columns

### Ideal for High-Temperature GC Analysis

- Metal tubing won't become brittle at high temperatures (430 °C).
- Exclusive Siltek<sup>®</sup> layer makes the internal surface as inert as deactivated fused silica.
- Can be tightly coiled well under 4.5" without breaking, even under stress.
- Column efficiency (Trenzahl valve) is similar to that of fused silica.

See pages 90–101 or visit [www.restek.com/mxt](http://www.restek.com/mxt)

## Finished Motor Oil & Aviation Gasoline

### ASTM D3606-10 (Determination of Benzene & Toluene in Finished Motor & Aviation Gasoline by GC)

#### ASTM D3606 Calibration Kit Without Internal Standard

Contains 25 mL each of these mixtures.

- 30647: ASTM D3606 Calibration Standard #1 Without Internal Standard
- 30648: ASTM D3606 Calibration Standard #2 Without Internal Standard
- 30649: ASTM D3606 Calibration Standard #3 Without Internal Standard
- 30650: ASTM D3606 Calibration Standard #4 Without Internal Standard
- 30651: ASTM D3606 Calibration Standard #5 Without Internal Standard
- 30652: ASTM D3606 Calibration Standard #6 Without Internal Standard
- 30653: ASTM D3606 Calibration Standard #7 Without Internal Standard

cat.# 30672 (kit)

kit

Find complete compound lists for our D3606 reference standards at

[www.restek.com/D3606standards](http://www.restek.com/D3606standards)

#### ASTM D3606 Calibration Kit With MEK Internal Standard

Contains 1 mL each of these mixtures.

- 30654: ASTM D3606 Calibration Standard #1 With MEK Internal Standard
- 30655: ASTM D3606 Calibration Standard #2 With MEK Internal Standard
- 30656: ASTM D3606 Calibration Standard #3 With MEK Internal Standard
- 30657: ASTM D3606 Calibration Standard #4 With MEK Internal Standard
- 30658: ASTM D3606 Calibration Standard #5 With MEK Internal Standard
- 30659: ASTM D3606 Calibration Standard #6 With MEK Internal Standard
- 30660: ASTM D3606 Calibration Standard #7 With MEK Internal Standard

cat.# 30673 (kit)

kit

#### ASTM D3606 Calibration Kit With sec-Butanol Internal Standard

Contains 1 mL each of these mixtures.

- 30661: ASTM D3606 Calibration Standard #1 With sec-Butanol Internal Standard
- 30662: ASTM D3606 Calibration Standard #2 With sec-Butanol Internal Standard
- 30663: ASTM D3606 Calibration Standard #3 With sec-Butanol Internal Standard
- 30664: ASTM D3606 Calibration Standard #4 With sec-Butanol Internal Standard
- 30665: ASTM D3606 Calibration Standard #5 With sec-Butanol Internal Standard
- 30666: ASTM D3606 Calibration Standard #6 With sec-Butanol Internal Standard
- 30667: ASTM D3606 Calibration Standard #7 With sec-Butanol Internal Standard

cat.# 30674 (kit)

kit

#### ASTM D3606 Backflush Standard

2,2,4-trimethylpentane (isooctane)

5% vol/vol in nonane, 1 mL/ampul

cat.# 30671 (ea.)

## PCBs in Transformer Oil

### ASTM Method D4059-00 (PCB Standards in Oil)

ASTM Method D4059-00 is used for determining PCB concentrations in various types of transformer oil using GC-ECD detection. The analyst must dilute transformer oil samples in a solvent prior to injection. The oil in the sample has been shown to quench the ECD. Calibration mixtures of PCBs in transformer oil must be prepared and diluted identically to eliminate the detector quenching bias resulting when samples are analyzed.

We prepare these solutions in a mineral oil-based transformer oil (Exxon® Univolt® N-61), which has been tested to ensure it is PCB-free.

#### PCB-Free Transformer Oil

Neat, 5 mL

cat.# 32424 (ea.)

Neat, 50 mL

cat.# 32425 (ea.)

No data pack available.

#### Aroclor Standards

Volume is 1 mL/ampul.

Compound	CAS #	Solvent	Conc.	cat.#
Aroclor 1016	12674-11-2	TO	50 mg/kg	32075
Aroclor 1016	12674-11-2	TO	500 mg/kg	32076
Aroclor 1221	11104-28-2	TO	50 mg/kg	32077
Aroclor 1221	11104-28-2	TO	500 mg/kg	32078
Aroclor 1232	11141-16-5	TO	50 mg/kg	32079
Aroclor 1232	11141-16-5	TO	500 mg/kg	32080
Aroclor 1242	53469-21-9	TO	50 mg/kg	32081
Aroclor 1242	53469-21-9	TO	500 mg/kg	32082
Aroclor 1248	12672-29-6	TO	50 mg/kg	32083
Aroclor 1248	12672-29-6	TO	500 mg/kg	32084
Aroclor 1254	11097-69-1	TO	50 mg/kg	32085
Aroclor 1254	11097-69-1	TO	500 mg/kg	32086
Aroclor 1260	11096-82-5	TO	50 mg/kg	32087
Aroclor 1260	11096-82-5	TO	500 mg/kg	32088

TO = transformer oil (PCB-free)

#### also available

D3606 Application Column  
(2 column set)

See **page 120** for details.





## Simulated Distillation

### ASTM Simulated Distillation Petroleum Fractions

#### ASTM D2887-08 Calibration Mix (20 components)

American Society for Testing and Materials (ASTM International) Method D2887-08 is used to determine the boiling range distribution of petroleum products and fractions having a final boiling point of 538 °C (1,000 °F) or lower; a boiling range greater than 55 °C (131 °F); and a vapor pressure sufficiently low to permit sampling at ambient temperature.

<i>n</i> -pentane (C5)	<i>n</i> -hexadecane (C16)
<i>n</i> -hexane (C6)	<i>n</i> -heptadecane (C17)
<i>n</i> -heptane (C7)	<i>n</i> -octadecane (C18)
<i>n</i> -octane (C8)	<i>n</i> -eicosane (C20)
<i>n</i> -nonane (C9)	<i>n</i> -tetracosane (C24)
<i>n</i> -decane (C10)	<i>n</i> -octacosane (C28)
<i>n</i> -undecane (C11)	<i>n</i> -dotriacontane (C32)
<i>n</i> -dodecane (C12)	<i>n</i> -hexatriacontane (C36)
<i>n</i> -tetradecane (C14)	<i>n</i> -tetracontane (C40)
<i>n</i> -pentadecane (C15)	<i>n</i> -tetratetracontane (C44)

1% w/w in carbon disulfide, 1 g solution/ampul\*  
cat.# 31674 (ea.)

5% w/w, Neat, 1 g /ampul  
cat.# 31675 (ea.)

No data pack available.

\*Orders in the U.S. ship FedEx only. Call for options when shipping outside the U.S.

#### ASTM Methods D2887 and D3710-95

These calibration mixtures are made with pure, highly characterized neat material and are prepared using NIST-traceable balances and weights. Each ampul is supplied with a data sheet indicating the exact concentration and a sample chromatogram.

#### D2887 Calibration Mix (17 components)

Compound	Conc. (% w/w)	Compound	Conc. (% w/w)
<i>n</i> -hexane (C6)	6	<i>n</i> -octadecane (C18)	5
<i>n</i> -heptane (C7)	6	<i>n</i> -eicosane (C20)	2
<i>n</i> -octane (C8)	8	<i>n</i> -tetracosane (C24)	2
<i>n</i> -nonane (C9)	8	<i>n</i> -octacosane (C28)	1
<i>n</i> -decane (C10)	12	<i>n</i> -dotriacontane (C32)	1
<i>n</i> -undecane (C11)	12	<i>n</i> -hexatriacontane (C36)	1
<i>n</i> -dodecane (C12)	12	<i>n</i> -tetracontane (C40)	1
<i>n</i> -tetradecane (C14)	12	<i>n</i> -tetratetracontane (C44)	1
<i>n</i> -hexadecane (C16)	10		

Packaged 1 mL/ampul  
cat.# 31222 (ea.)

No data pack available.

#### D3710-95 Calibration Mix (16 components)

Compound	Conc. (% vol/vol)	Compound	Conc. (% vol/vol)
<i>n</i> -pentane (C5)	8	<i>n</i> -pentadecane (C15)	2
<i>n</i> -hexane (C6)	6	2-methylbutane	10
<i>n</i> -heptane (C7)	10	2-methylpentane	6
<i>n</i> -octane (C8)	5	2,4-dimethylpentane	6
<i>n</i> -decane (C10)	4	toluene	12
<i>n</i> -dodecane (C12)	4	<i>p</i> -xylene	14
<i>n</i> -tridecane (C13)	2	<i>n</i> -propylbenzene	5
<i>n</i> -tetradecane (C14)	2	<i>n</i> -butylbenzene	4

Packaged 1 mL/ampul  
cat.# 31223 (ea.)

No data pack available.

### ASTM Method 6352-04 (Polywax® Standards)

#### Polywax Standards

These high molecular weight hydrocarbon waxes are useful for simulated distillation and other high-temperature GC work.

Volume is 1 mL/ampul.

Compound	CAS #	Solvent	Conc.	cat.#
Polywax 500	9002-88-4	Neat	1 g	36224
Polywax 655	9002-88-4	Neat	1 g	36225
Polywax 850	9002-88-4	Neat	1 g	36226
Polywax 1000	9002-88-4	Neat	1 g	36227

No data pack available.

### Petroleum Standards

These petroleum standards are gravimetrically prepared, NIST-traceable by weight, and have been verified by one or more analytical methods.

#### Sulfur Simulated Distillation Standard (SSDS)

30 ppm total sulfur by weight from ethanethiol  
60 ppm total sulfur by weight from 1-propanethiol  
30 ppm total sulfur by weight from 1-butanethiol  
60 ppm total sulfur by weight from 1-pentanethiol  
30 ppm total sulfur by weight from 1-hexanethiol  
60 ppm total sulfur by weight from 1-heptanethiol  
30 ppm total sulfur by weight from 3,5-dimethylbenzenethiol  
60 ppm total sulfur by weight from 1-octanethiol  
30 ppm total sulfur by weight from 1-nonanethiol  
60 ppm total sulfur by weight from 1-decanethiol  
30 ppm total sulfur by weight from 1-pentadecanethiol  
60 ppm total sulfur by weight from 1-hexadecanethiol  
30 ppm total sulfur by weight from 1-octadecanethiol  
Balance: toluene:isooctane (1:15)

1 mL pre-scored amber ampul.  
cat.# 33049 (ea.)

#### Speciated Sulfur System Suitability Checkout Standard (SSSSCS)

0.50 ppm total sulfur by weight from dimethylsulfide  
35.0 ppm total sulfur by weight from tertiary butyl mercaptan  
50.0 ppm total sulfur by weight from thiopene  
15.0 ppm total sulfur by weight from dimethyl disulfide  
25.0 ppm total sulfur by weight from benzothiophene  
Balance: isooctane

1 mL pre-scored amber ampul.  
cat.# 33050 (ea.)



Restek Offers a Full Line of Certified Reference Materials

See pages 438–439.



[www.restek.com/iso](http://www.restek.com/iso)

## Spark Ignition Engine Fuels

### ASTM Method D6730-01 (Determination of Individual Components in Spark Ignition Engine Fuels)

ASTM Method D6730-01 is specifically designed for the determination of the individual hydrocarbons present in spark ignition fuels, as well as fuel blends containing oxygenates such as methyl *tert*-butyl ether, ethyl *tert*-butyl ether, *tert*-butanol, ethanol, etc.

#### Oxy Set-Up Blend (30 components)

Gravimetrically prepared and NIST-traceable.

benzene	1.00%	1-methylcyclopentene	0.50%
<i>tert</i> -butanol	0.50%	1-methyl-2-ethylbenzene	0.50%
cyclohexane	28.9%	1-methylnaphthalene	0.25%
<i>n</i> -decane	1.00%	5-methylnonane	0.20%
2,3-dimethylbutane	0.50%	naphthalene	0.50%
<i>trans</i> -1,2-dimethylcyclopentane	0.50%	<i>n</i> -nonane	2.00%
2,3-dimethylheptane	0.20%	<i>n</i> -octane	2.00%
dodecane	0.25%	<i>n</i> -pentane	2.00%
ethanol	8.00%	1,2,3,5-tetramethylbenzene	0.25%
ethylbenzene	25.0%	toluene	7.00%
3-ethylpentane	0.20%	tridecane	0.25%
<i>n</i> -heptane	2.00%	2,2,3-trimethylpentane	0.52%
<i>n</i> -hexane	2.00%	2,3,3-trimethylpentane	0.50%
2-methylbutene-2	2.50%	undecane	0.50%
methyl <i>tert</i> -butyl ether	10.0%	<i>p</i> -xylene	1.00%

2 mL prescored ampul

cat.# 33034 (ea.)

#### DHA PONA VI Mix

PONA-VI (PONA 6) is a qualitative mixture of various gasoline and refinery materials prepared to provide nearly every component that may be encountered in feedstock and finished gasolines. Some oxygenates have been added to allow this blend to be used for DHA method setup.

Contact us for component listing.

Neat, 0.1 mL in Autosampler Vial

cat.# 30723 (ea.)

No data pack available.

#### DHA PIONA Blend (136 components)

<b>Paraffins</b>		2-methylhexane	0.85%	<b>Napthenes</b>		1- <i>tert</i> -butyl-2-methylbenzene	0.47%
decane	1.75%	3-methylhexane	0.43%	ctc-123-TMICYC6	0.70%	1,2-diethylbenzene	0.19%
dodecane	1.75%	2-methylnonane	0.29%	cyclohexane	0.91%	1,2-dimethyl-3-ethylbenzene	0.49%
heptane	1.74%	3-methylnonane	0.95%	cyclopentane	1.81%	1,2-dimethyl-4-ethylbenzene	0.21%
hexane	1.75%	2-methyloctane	0.22%	<i>cis</i> -1,2-dimethylcyclohexane	1.60%	1,3-dimethyl-2-ethylbenzene	0.18%
nonane	1.74%	3-methyloctane	1.27%	<i>trans</i> -1,2-dimethylcyclohexane	0.68%	1,3-dimethyl-5-ethylbenzene	0.09%
octane	1.75%	2-methylpentane	1.15%	<i>trans</i> -1,4-dimethylcyclohexane	0.91%	1,4-dimethyl-2-ethylbenzene	0.47%
pentadecane	1.74%	3-methylpentane	1.91%	<i>trans</i> -1,2-dimethylcyclopentane	0.70%	ethylbenzene	1.87%
pentane	1.74%	2,2,3-trimethylbutane	0.12%	<i>cis</i> -1,3-dimethylcyclopentane	0.70%	1-ethyl-2-methylbenzene	0.35%
tetradecane	1.75%	2,2,3-trimethylpentane	0.67%	<i>trans</i> -1,3-dimethylcyclopentane	1.11%	1-ethyl-3-methylbenzene	0.63%
tridecane	1.74%	<b>Olefins</b>		ethylcyclopentane	1.50%	1-ethyl-4-methylbenzene	0.47%
undecane	1.74%	1-decene	0.42%	1-ethyl-1-methylcyclopentane	0.28%	hexylbenzene	1.17%
<b>Iso-Paraffins</b>		1-heptene	1.26%	isobutylcyclohexane	0.68%	isobutylbenzene	0.70%
3,3-diethylpentane	0.35%	<i>cis</i> -2-heptene	0.63%	isobutylcyclopentane	0.25%	isopropylbenzene	0.47%
2,3-dimethylbutane	0.43%	<i>trans</i> -2-heptene	0.10%	isopropylcyclohexane	0.90%	2-methylbutylbenzene	0.02%
2,3-dimethylheptane	0.21%	<i>cis</i> -3-heptene	0.63%	isopropylcyclopentane	0.25%	1-methyl-2-isopropylbenzene	0.63%
2,5-dimethylheptane	0.68%	<i>trans</i> -3-heptene	0.25%	methylcyclohexane	0.70%	1-methyl-3-isopropylbenzene	0.24%
3,3-dimethylheptane	0.32%	1-hexene	2.10%	methylcyclopentane	1.13%	1-methyl-4-isopropylbenzene	0.93%
3,4-dimethylheptane	0.15%	<i>cis</i> -2-hexene	0.43%	<i>trans</i> -1-methyl-2-(4MP)		1-methyl-2- <i>n</i> -propylbenzene	0.49%
3,5-dimethylheptane	0.43%	<i>trans</i> -2-hexene	0.42%	cyclopentane	0.68%	1-methyl-3- <i>n</i> -propylbenzene	0.47%
2,2-dimethylhexane	0.14%	2-methyl-1,3-butadiene	0.68%	<i>trans</i> -1-methyl-		1-methyl-4- <i>n</i> -propylbenzene	0.47%
2,3-dimethylhexane	0.62%	2-methyl-1-butene	0.40%	2-propylcyclohexane	0.92%	pentylbenzene	0.47%
2,4-dimethylhexane	0.26%	3-methyl-1-butene	0.27%	<i>n</i> -propylcyclopentane	0.84%	<i>n</i> -propylbenzene	0.70%
2,5-dimethylhexane	1.06%	2-methyl-1-nonene	0.63%	1,1,2-trimethylcyclohexane	0.35%	1,2,4,5-tetramethylbenzene	0.19%
2,2-dimethyloctane	0.38%	2-methyl-2-pentene	0.64%	1,1,4-trimethylcyclohexane	1.20%	toluene	2.83%
3,3-dimethyloctane	0.15%	4-methyl-1-pentene	0.63%	ctc-1,2,4-trimethylcyclohexane	0.20%	1,2,4-triethylbenzene	0.23%
2,2-dimethylpentane	0.44%	1-nonene	1.29%	ctt-1,2,4-trimethylcyclohexane	0.35%	1,3,5-triethylbenzene	0.47%
2,3-dimethylpentane	0.85%	<i>trans</i> -2-nonene	0.43%	ccc-1,3,5-trimethylcyclohexane	0.45%	1,2,4-trimethylbenzene	0.47%
2,4-dimethylpentane	1.08%	<i>cis</i> -3-nonene	0.56%	ccc-1,2,3-trimethylcyclopentane	0.15%	1,3,5-trimethylbenzene	0.09%
3,3-dimethylpentane	0.42%	<i>trans</i> -3-nonene	0.43%	ctc-1,2,3-trimethylcyclopentane	0.72%	<i>m</i> -xylene	0.70%
3-ethylhexane	0.05%	<i>cis</i> -4-nonene	0.81%	<b>Aromatics</b>		<i>p</i> -xylene	0.24%
3-ethyloctane	0.19%	1-octene	2.11%	benzene	1.88%	<i>o</i> -xylene	0.71%
3-ethylpentane	0.16%	<i>cis</i> -2-octene	0.43%	<i>n</i> -butylbenzene	0.47%		
isopentane	0.29%	<i>trans</i> -2-octene	0.63%	<i>sec</i> -butylbenzene	0.70%		
3-methylcycloheptane	1.07%	1-pentene	1.63%	<i>tert</i> -butylbenzene	0.47%		
4-methylcycloheptane	0.26%	<i>cis</i> -2-pentene	0.37%	<i>tert</i> -1-butyl-3,5-dimethylbenzene	0.76%		
2-methylheptane	0.85%	<i>trans</i> -2-pentene	0.36%	1- <i>tert</i> -butyl-4-ethylbenzene	0.47%		

Neat, 0.1 mL in Autosampler Vial

cat.# 30712 (ea.)

No data pack available.



## Spark Ignition Engine Fuels, *cont.*

### ASTM Method D6730-01 (Determination of Individual Components in Spark Ignition Engine Fuels), *cont.*

#### DHA Paraffins Mix (11 components)

decane	9.11%	pentadecane	9.09%
dodecane	9.13%	pentane	9.06%
heptane	9.08%	tetradecane	9.14%
hexane	9.11%	tridecane	9.05%
nonane	9.08%	undecane	9.05%
octane	9.10%		

Neat, 0.1 mL in Autosampler Vial

cat.# 30713 (ea.)

No data pack available.

#### DHA Isoparaffins Mix (34 components)

3,3-dimethylpentane	1.87%	3-ethylhexane	0.29%
2,3-dimethylbutane	2.27%	3-ethyloctane	1.04%
2,3-dimethylheptane	1.12%	3-ethylpentane	0.85%
2,5-dimethylheptane	3.64%	isopentane	1.53%
3,3-dimethylheptane	1.71%	3-methylcycloheptane	5.73%
3,4-dimethylheptane	0.80%	4-methylcycloheptane	1.41%
3,5-dimethylheptane	2.27%	2-methylheptane	4.54%
2,2-dimethylhexane	0.76%	2-methylhexane	4.54%
2,3-dimethylhexane	3.29%	3-methylhexane	2.28%
2,4-dimethylhexane	1.40%	2-methylnonane	1.53%
2,5-dimethylhexane	5.69%	3-methylnonane	5.10%
2,2-dimethyloctane	2.05%	2-methyloctane	1.20%
3,3-dimethyloctane	0.78%	3-methyloctane	6.81%
2,2-dimethylpentane	2.36%	2-methylpentane	6.17%
2,3-dimethylpentane	4.54%	3-methylpentane	10.23%
2,4-dimethylpentane	5.77%	2,2,3-trimethylbutane	0.64%
3,3-dimethylpentane	2.23%	2,2,3-trimethylpentane	3.56%

Neat, 0.1 mL in Autosampler Vial

cat.# 30715 (ea.)

No data pack available.

#### DHA Aromatics Mix (38 components)

benzene	8.20%	isopropylbenzene	2.07%
<i>n</i> -butylbenzene	2.06%	2-methylbutylbenzene	0.11%
<i>sec</i> -butylbenzene	3.07%	1-methyl-2-isopropylbenzene	2.76%
<i>tert</i> -butylbenzene	2.04%	1-methyl-3-isopropylbenzene	1.05%
<i>tert</i> -1-butyl-3,5-dimethylbenzene	3.31%	1-methyl-4-isopropylbenzene	4.09%
1- <i>tert</i> -butyl-4-ethylbenzene	2.05%	1-methyl-2- <i>n</i> -propylbenzene	2.13%
1- <i>tert</i> -butyl-2-methylbenzene	2.05%	1-methyl-3- <i>n</i> -propylbenzene	2.06%
1,2-diethylbenzene	0.84%	1-methyl-4- <i>n</i> -propylbenzene	2.06%
1,2-dimethyl-3-ethylbenzene	2.13%	pentylbenzene	2.05%
1,2-dimethyl-4-ethylbenzene	0.90%	<i>n</i> -propylbenzene	3.07%
1,3-dimethyl-2-ethylbenzene	0.79%	1,2,4,5-tetramethylbenzene	0.85%
1,3-dimethyl-5-ethylbenzene	0.39%	toluene	12.36%
1,4-dimethyl-2-ethylbenzene	2.05%	1,2,4-triethylbenzene	1.02%
ethylbenzene	8.18%	1,3,5-triethylbenzene	2.04%
1-ethyl-2-methylbenzene	1.55%	1,2,4-trimethylbenzene	2.05%
1-ethyl-3-methylbenzene	2.77%	1,3,5-trimethylbenzene	0.41%
1-ethyl-4-methylbenzene	2.05%	<i>m</i> -xylene	3.08%
hexylbenzene	5.11%	<i>p</i> -xylene	1.03%
isobutylbenzene	3.08%	<i>o</i> -xylene	3.10%

Neat, 0.1 mL in Autosampler Vial

cat.# 30717 (ea.)

No data pack available.

#### DHA Naphthenes Mix (27 components)

ctc-123-TMICYC6	3.40%	methylcyclohexane	3.39%
cyclohexane	4.41%	methylcyclopentane	5.48%
cyclopentane	8.75%	<i>trans</i> -1-methyl-2-(4MP) cyclopentane	3.31%
<i>cis</i> -1,2-dimethylcyclohexane	7.74%	<i>trans</i> -1-methyl-2-propyl cyclohexane	4.43%
<i>trans</i> -1,2-dimethylcyclohexane	3.29%	<i>n</i> -propylcyclopentane	4.06%
<i>trans</i> -1,4-dimethylcyclohexane	4.38%	1,1,2-trimethylcyclohexane	1.69%
<i>cis</i> -1,2-dimethylcyclopentane	3.37%	1,1,4-trimethylcyclohexane	5.83%
<i>cis</i> -1,3-dimethylcyclopentane	3.39%	ctc-1,2,4-trimethylcyclohexane	0.98%
<i>trans</i> -1,3-dimethylcyclopentane	5.36%	ctt-1,2,4-trimethylcyclohexane	1.70%
ethylcyclopentane	7.25%	ccc-1,3,5-trimethylcyclohexane	2.16%
1-ethyl-1-methylcyclopentane	1.35%	ccc-1,2,3-trimethylcyclopentane	0.73%
isobutylcyclohexane	3.28%	ctc-1,2,3-trimethylcyclopentane	3.48%
isobutylcyclopentane	1.23%		
isopropylcyclohexane	4.37%		
isopropylcyclopentane	1.20%		

Neat, 0.1 mL in Autosampler Vial

cat.# 30719 (ea.)

No data pack available.

#### DHA Olefins Mix (26 components)

1-decene	2.27%	2-methyl-2-pentene	3.43%
1-heptene	6.81%	4-methyl-1-pentene	3.41%
<i>cis</i> -2-heptene	3.42%	1-nonene	6.94%
<i>trans</i> -2-heptene	0.52%	<i>trans</i> -2-nonene	2.29%
<i>cis</i> -3-heptene	3.41%	<i>cis</i> -3-nonene	3.02%
<i>trans</i> -3-heptene	1.37%	<i>trans</i> -3-nonene	2.29%
1-hexene	11.30%	<i>cis</i> -4-nonene	4.38%
<i>cis</i> -2-hexene	2.30%	1-octene	11.37%
<i>trans</i> -2-hexene	2.26%	<i>cis</i> -2-octene	2.32%
2-methyl-1,3-butadiene	3.69%	<i>trans</i> -2-octene	3.42%
2-methyl-1-butene	2.18%	1-pentene	8.76%
3-methyl-1-butene	1.48%	<i>cis</i> -2-pentene	2.01%
2-methyl-1-nonene	3.42%	<i>trans</i> -2-pentene	1.94%

Neat, 0.1 mL in Autosampler Vial

cat.# 30721 (ea.)

No data pack available.

**NEW!**  
Compound Index  
for Reference  
Standards

See pages 730-736.



## Sulfur in Diesel Fuel

### EPA Ultra Low & Low Sulfur Diesel Standards and Samples in Diesel Fuel to Meet EPA Requirements for Lab Qualification

#### EPA Ultra Low Sulfur Diesel Precision Sample #1

EPA Section 80.580–80.585 Title 40, Chapter 1, Part 80

Homogenous, commercially available diesel fuel with sulfur content of 5–15 ppm. 1 x 200 mL amber bottle.

cat.# 33051 (ea.)

#### EPA Low Sulfur Diesel Precision Sample #2

EPA Section 80.580–80.585 Title 40, Chapter 1, Part 80

Homogenous, commercially available diesel fuel with sulfur content of 200–500 ppm. 1 x 200 mL amber bottle.

cat.# 33052 (ea.)

#### EPA Ultra Low Sulfur Diesel Accuracy Standard #1

EPA Section 80.520(a)(1) and 80.510(b)

1–10 ppm total sulfur in a diesel fuel matrix for motor vehicle diesel and diesel additives subject to the 15 ppm sulfur standard. 1 x 200 mL amber bottle.

cat.# 33053 (ea.)

#### EPA Ultra Low Sulfur Diesel Accuracy Standard #2

EPA Section 80.520(a)(1) and 80.510(b)

10–20 ppm total sulfur in a diesel fuel matrix for motor vehicle diesel and diesel additives subject to the 15 ppm sulfur standard. 1 x 200 mL amber bottle.

cat.# 33054 (ea.)

#### EPA Low Sulfur Diesel Accuracy Standard #3

EPA Section 80.520(c) and 80.510(c)

100–200 ppm total sulfur in a diesel fuel matrix for motor vehicle diesel and diesel additives subject to the 500 ppm sulfur standard. 1 x 200 mL amber bottle.

cat.# 33055 (ea.)

#### EPA Low Sulfur Diesel Accuracy Standard #4

EPA Section 80.520(c) and 80.510(c)

400–500 ppm total sulfur in a diesel fuel matrix for motor vehicle diesel and diesel additives subject to the 500 ppm sulfur standard. 1 x 200 mL amber bottle.

cat.# 33056 (ea.)

### Ultra Low & Low Sulfur in Diesel Fuel Calibration Kits

EPA Section 80.580–80.585 Title 40, Chapter 1, Part 80

#### Cal Kit ULSD 1–20

Blank

1.0 ppm total sulfur from di-*n*-butylsulfide in diesel fuel  
2.5 ppm total sulfur from di-*n*-butylsulfide in diesel fuel  
5.0 ppm total sulfur from di-*n*-butylsulfide in diesel fuel  
10.0 ppm total sulfur from di-*n*-butylsulfide in diesel fuel  
15.0 ppm total sulfur from di-*n*-butylsulfide in diesel fuel  
20.0 ppm total sulfur from di-*n*-butylsulfide in diesel fuel

Set of seven 20 mL bottles.

cat.# 33060 (kit)

kit

#### Cal Kit ULSD 20–100

Blank

20.0 ppm total sulfur from di-*n*-butylsulfide in diesel fuel  
35.0 ppm total sulfur from di-*n*-butylsulfide in diesel fuel  
50.0 ppm total sulfur from di-*n*-butylsulfide in diesel fuel  
75.0 ppm total sulfur from di-*n*-butylsulfide in diesel fuel  
100 ppm total sulfur from di-*n*-butylsulfide in diesel fuel

Set of six 20 mL bottles.

cat.# 33061 (kit)

kit

#### Cal Kit LSD 100–500

Blank

100 ppm total sulfur from di-*n*-butylsulfide in diesel fuel  
200 ppm total sulfur from di-*n*-butylsulfide in diesel fuel  
300 ppm total sulfur from di-*n*-butylsulfide in diesel fuel  
400 ppm total sulfur from di-*n*-butylsulfide in diesel fuel  
500 ppm total sulfur from di-*n*-butylsulfide in diesel fuel

Set of six 20 mL bottles.

cat.# 33062 (kit)

kit

Restek Offers a Full  
Line of Certified  
Reference Materials

See **pages 438–439**.



[www.restek.com/iso](http://www.restek.com/iso)





## Sulfur in Gasoline

### Low Sulfur in Gasoline Calibration Standards

EPA Section 80.190–80.415 Title 40, Chapter 1, Part 80

#### Cal Kit SG 10–50

Blank

10 ppm sulfur from di-*n*-butylsulfide in gasoline by weight  
20 ppm sulfur from di-*n*-butylsulfide in gasoline by weight  
30 ppm sulfur from di-*n*-butylsulfide in gasoline by weight  
40 ppm sulfur from di-*n*-butylsulfide in gasoline by weight  
50 ppm sulfur from di-*n*-butylsulfide in gasoline by weight  
Set of six 5 mL amber bottles.

cat.# 33043 (kit)

kit

#### Check Standard SG 25

25 ppm sulfur from di-*n*-butylsulfide in gasoline by weight. Set of five 5 mL amber bottles.

cat.# 33044 (ea.)

#### Cal Kit SG 50–125

Blank

50 ppm sulfur from di-*n*-butylsulfide in gasoline by weight  
65 ppm sulfur from di-*n*-butylsulfide in gasoline by weight  
80 ppm sulfur from di-*n*-butylsulfide in gasoline by weight  
95 ppm sulfur from di-*n*-butylsulfide in gasoline by weight  
110 ppm sulfur from di-*n*-butylsulfide in gasoline by weight  
125 ppm sulfur from di-*n*-butylsulfide in gasoline by weight  
Set of seven 5 mL amber bottles.

cat.# 33045 (kit)

kit

#### Check Standard SG 75

75 ppm sulfur from di-*n*-butylsulfide in gasoline by weight. Set of five 5 mL amber bottles.

cat.# 33046 (ea.)

#### Cal Kit SG 110–500

Blank

110 ppm sulfur from di-*n*-butylsulfide  
200 ppm sulfur from di-*n*-butylsulfide  
300 ppm sulfur from di-*n*-butylsulfide  
400 ppm sulfur from di-*n*-butylsulfide  
500 ppm sulfur from di-*n*-butylsulfide  
Set of six 5 mL amber bottles.

cat.# 33047 (kit)

kit

#### Check Standard SG 175

175 ppm sulfur from di-*n*-butylsulfide in gasoline by weight. Set of five 5 mL amber bottles.

cat.# 33048 (ea.)

### please note

These petroleum standards are gravimetrically prepared, NIST-traceable by weight, and have been verified by one or more analytical methods.

## Restek Electronic Leak Detector

**Protect your instrument and analytical column!**

- Ergonomic, handheld design.
- Handy probe storage for cleanliness and convenience.

See **page 201**.

[www.restek.com/leakdetector](http://www.restek.com/leakdetector)





## Sulfur in Isooctane

### Sulfur in Isooctane Calibration Kits and Check Standards

ASTM Methods D3120, D4045, D5453, D6920

#### Cal Kit SISO 0.125–2.5 ppm

Blank

0.125 w/w ppm total sulfur from di-*n*-butylsulfide in isooctane

0.25 w/w ppm total sulfur from di-*n*-butylsulfide in isooctane

0.50 w/w ppm total sulfur from di-*n*-butylsulfide in isooctane

1.00 w/w ppm total sulfur from di-*n*-butylsulfide in isooctane

2.50 w/w ppm total sulfur from di-*n*-butylsulfide in isooctane

Calibration kit for total sulfur by weight from di-*n*-butylsulfide in isooctane 0.125–2.5 ppm range. Set of six 1 mL pre-scored ampuls.

cat.# 33035 (kit)

kit

#### Check Standard SISO 0.75

0.75 ppm total sulfur by weight from di-*n*-butylsulfide in isooctane.

Set of five 1 mL pre-scored ampuls.

cat.# 33036 (ea.)

#### Cal Kit SISO 2.5–50 ppm

Blank

2.50 w/w ppm total sulfur from di-*n*-butylsulfide in isooctane

5.00 w/w ppm total sulfur from di-*n*-butylsulfide in isooctane

10.00 w/w ppm total sulfur from di-*n*-butylsulfide in isooctane

15.00 w/w ppm total sulfur from di-*n*-butylsulfide in isooctane

20.00 w/w ppm total sulfur from di-*n*-butylsulfide in isooctane

25.00 w/w ppm total sulfur from di-*n*-butylsulfide in isooctane

50.00 w/w ppm total sulfur from di-*n*-butylsulfide in isooctane

Calibration kit for total sulfur by weight from di-*n*-butylsulfide in isooctane 2.5–50 ppm range. Set of eight 1 mL pre-scored ampuls.

cat.# 33037 (kit)

kit

#### Check Standard SISO 30

30 ppm total sulfur by weight from di-*n*-butylsulfide in isooctane.

Set of five 1 mL pre-scored ampuls.

cat.# 33038 (ea.)

#### Cal Kit SISO 50–1000 ppm

Blank

50 w/w ppm total sulfur from di-*n*-butylsulfide in isooctane

75 w/w ppm total sulfur from di-*n*-butylsulfide in isooctane

100 w/w ppm total sulfur from di-*n*-butylsulfide in isooctane

250 w/w ppm total sulfur from di-*n*-butylsulfide in isooctane

500 w/w ppm total sulfur from di-*n*-butylsulfide in isooctane

1000 w/w ppm total sulfur from di-*n*-butylsulfide in isooctane

Calibration kit for total sulfur by weight from di-*n*-butylsulfide in isooctane 50–1000 ppm range. Set of seven 1 mL pre-scored ampuls.

cat.# 33039 (kit)

kit

#### Check Standard SISO 300

300 ppm total sulfur by weight from di-*n*-butylsulfide in isooctane.

Set of five 1 mL pre-scored ampuls.

cat.# 33040 (ea.)

### Sulfur in Isooctane Calibration Kits and Check Standards, *cont.*

#### Cal Kit SISO 1000–6000

Blank

1000 w/w ppm total sulfur from di-*n*-butylsulfide in isooctane

1500 w/w ppm total sulfur from di-*n*-butylsulfide in isooctane

2000 w/w ppm total sulfur from di-*n*-butylsulfide in isooctane

4000 w/w ppm total sulfur from di-*n*-butylsulfide in isooctane

6000 w/w ppm total sulfur from di-*n*-butylsulfide in isooctane

Calibration kit for total sulfur by weight from di-*n*-butylsulfide in isooctane 1000–6000 ppm range. Set of six 1 mL pre-scored ampuls.

cat.# 33041 (kit)

kit

#### Check Standard SISO 3000

3000 ppm total sulfur by weight from di-*n*-butylsulfide in isooctane.

Set of five 1 mL pre-scored ampuls.

cat.# 33042 (ea.)

### Total Sulfur & Total Nitrogen in Isooctane Calibration Kits

ASTM Methods D3120, D4045, D4629, D5453, D5762, D6069, D6920

#### Cal Kit SNISO 0.125–5.0

Blank

0.125 w/w ppm total sulfur from thiophene & total nitrogen from pyridine in isooctane

0.25 w/w ppm total sulfur from thiophene & total nitrogen from pyridine in isooctane

0.50 w/w ppm total sulfur from thiophene & total nitrogen from pyridine in isooctane

1.00 w/w ppm total sulfur from thiophene & total nitrogen from pyridine in isooctane

2.50 w/w ppm total sulfur from thiophene & total nitrogen from pyridine in isooctane

5.00 w/w ppm total sulfur from thiophene & total nitrogen from pyridine in isooctane

Set of seven 1 mL pre-scored amber ampuls.

cat.# 33057 (kit)

kit

#### Cal Kit SNISO 5.0–50.0

Blank

5.00 w/w ppm total sulfur from thiophene & total nitrogen from pyridine in isooctane

10.0 w/w ppm total sulfur from thiophene & total nitrogen from pyridine in isooctane

25.0 w/w ppm total sulfur from thiophene & total nitrogen from pyridine in isooctane

50.0 w/w ppm total sulfur from thiophene & total nitrogen from pyridine in isooctane

Set of five 1 mL pre-scored amber ampuls.

cat.# 33058 (kit)

kit

#### Cal Kit SNISO 50.0–1000

Blank

50.0 w/w ppm total sulfur from thiophene & total nitrogen from pyridine in isooctane

75.0 w/w ppm total sulfur from thiophene & total nitrogen from pyridine in isooctane

100 w/w ppm total sulfur from thiophene & total nitrogen from pyridine in isooctane

250 w/w ppm total sulfur from thiophene & total nitrogen from pyridine in isooctane

500 w/w ppm total sulfur from thiophene & total nitrogen from pyridine in isooctane

1000 w/w ppm total sulfur from thiophene & total nitrogen from pyridine in isooctane

Set of seven 1 mL pre-scored amber ampuls.

cat.# 33059 (kit)

kit

## Sulfur in Mineral Oil

### Sulfur in Mineral Oil Calibration Kits and Check Standards

ASTM Methods D2622, D3120, D4045, D4294, D5453, D6445, D7039

#### Cal Kit SMO 2–20

Blank  
2.00 w/w ppm total sulfur from di-*n*-butylsulfide in mineral oil  
5.00 w/w ppm total sulfur from di-*n*-butylsulfide in mineral oil  
7.00 w/w ppm total sulfur from di-*n*-butylsulfide in mineral oil  
10.00 w/w ppm total sulfur from di-*n*-butylsulfide in mineral oil  
15.00 w/w ppm total sulfur from di-*n*-butylsulfide in mineral oil  
20.00 w/w ppm total sulfur from di-*n*-butylsulfide in mineral oil  
Set of seven 100 mL bottles.

cat.# 33063 (kit)

kit

#### Cal Kit SMO 1000–25000

Blank  
1000 w/w ppm total sulfur from di-*n*-butylsulfide in mineral oil  
2500 w/w ppm total sulfur from di-*n*-butylsulfide in mineral oil  
5000 w/w ppm total sulfur from di-*n*-butylsulfide in mineral oil  
1.00% total sulfur by weight from di-*n*-butylsulfide in mineral oil  
1.50% total sulfur by weight from di-*n*-butylsulfide in mineral oil  
2.00% total sulfur by weight from di-*n*-butylsulfide in mineral oil  
2.50% total sulfur by weight from di-*n*-butylsulfide in mineral oil  
Set of eight 100 mL bottles.

cat.# 33069 (kit)

kit

#### Check Standard SMO 11

11.0 w/w ppm total sulfur from di-*n*-butylsulfide in mineral oil. 1 liter bottle.

cat.# 33064 (ea.)

#### Check Standard SMO 3000

3000 w/w ppm total sulfur from di-*n*-butylsulfide. 1 liter bottle.

cat.# 33070 (ea.)

#### Cal Kit SMO 10–100

Blank  
10.0 w/w ppm total sulfur from di-*n*-butylsulfide in mineral oil  
25.0 w/w ppm total sulfur from di-*n*-butylsulfide in mineral oil  
50.0 w/w ppm total sulfur from di-*n*-butylsulfide in mineral oil  
100 w/w ppm total sulfur from di-*n*-butylsulfide in mineral oil  
Set of five 100 mL bottles.

cat.# 33065 (kit)

kit

#### Cal Kit SMO 25000–50000

Blank  
2.50% total sulfur by weight from di-*n*-butylsulfide in mineral oil  
3.00% total sulfur by weight from di-*n*-butylsulfide in mineral oil  
3.50% total sulfur by weight from di-*n*-butylsulfide in mineral oil  
4.00% total sulfur by weight from di-*n*-butylsulfide in mineral oil  
4.50% total sulfur by weight from di-*n*-butylsulfide in mineral oil  
5.00% total sulfur by weight from di-*n*-butylsulfide in mineral oil  
Set of seven 100 mL bottles.

cat.# 33071 (kit)

kit

#### Check Standard SMO 30

30.0 w/w ppm total sulfur from di-*n*-butylsulfide in mineral oil. 1 liter bottle.

cat.# 33066 (ea.)

#### Check Standard SMO 37000

3.70% total sulfur by weight from di-*n*-butylsulfide in mineral oil. 1 liter bottle.

cat.# 33072 (ea.)

#### Cal Kit SMO 100–1000

Blank  
100 w/w ppm total sulfur from di-*n*-butylsulfide in mineral oil  
200 w/w ppm total sulfur from di-*n*-butylsulfide in mineral oil  
300 w/w ppm total sulfur from di-*n*-butylsulfide in mineral oil  
400 w/w ppm total sulfur from di-*n*-butylsulfide in mineral oil  
500 w/w ppm total sulfur from di-*n*-butylsulfide in mineral oil  
600 w/w ppm total sulfur from di-*n*-butylsulfide in mineral oil  
750 w/w ppm total sulfur from di-*n*-butylsulfide in mineral oil  
1000 w/w ppm total sulfur from di-*n*-butylsulfide in mineral oil  
Set of nine 100 mL bottles.

cat.# 33067 (kit)

kit

### please note

These petroleum standards are gravimetrically prepared, NIST-traceable by weight, and have been verified by one or more analytical methods.

#### Check Standard SMO 350

350 w/w ppm total sulfur from di-*n*-butylsulfide in mineral oil. 1 liter bottle.

cat.# 33068 (ea.)



# Reference Standards

## Pharmaceutical



Fatty Acids.....	549
Limit of Diethylene & Ethylene Glycol Standards .....	549
Pharmaceutical Compounds in Drinking Water.....	550
Plastic Container Testing.....	550
Residual Solvents.....	551-553



## Fatty Acids

### Composition of Fatty Acids by GC

#### EP 2.4.22 Composition of Fatty Acids by GC Mix 1

(6 components)

Description	% by Weight	Description	% by Weight
methyl arachidate (C20:0)	40	methyl oleate (C18:1[ <i>cis</i> 9])	20
methyl dodecanoate (C12:0)	5	methyl palmitate (C16:0)	10
methyl myristate (C14:0)	5	methyl stearate (C18:0)	20

100 mg total

cat.# 35100 (ea.)

No data pack available.

#### EP 2.4.22 Composition of Fatty Acids by GC Mix 2

(5 components)

Description	% by Weight	Description	% by Weight
methyl caproate (C6:0)	10	methyl dodecanoate (C12:0)	20
methyl caprylate (C8:0)	10	methyl myristate (C14:0)	40
methyl decanoate (C10:0)	20		

100 mg total

cat.# 35101 (ea.)

No data pack available.



## Get the Buzz

Subscribe to *the Buzz* e-newsletter for the latest chromatography solutions from Restek

[www.restek.com/subscribe](http://www.restek.com/subscribe)

## Limit of Diethylene & Ethylene Glycol Standards

Meet new FDA Guidance for Industry: Testing of Glycerin for Diethylene Glycol with our new diethylene glycol (DEG) and ethylene glycol limit standards. This guidance emphasizes the importance of screening raw material for the presence of diethylene glycol. Under cGMPs, drug manufacturers—not just glycerin manufacturers—must now test glycerin prior to use to prevent DEG contamination in finished products. FDA has worked extensively with USP to modify the glycerin monograph, and these standards support the revised USP method.

#### Glycerin Standard Mix (3 components)

diethylene glycol	0.5 mg/mL
ethylene glycol	0.5
glycerin	20

In P&T methanol, 1 mL/ampul

cat.# 31891 (ea.)

#### Propylene Glycol Standard Mix (3 components)

diethylene glycol	0.5 mg/mL
ethylene glycol	0.5
propylene glycol	20

In P&T methanol, 1 mL/ampul

cat.# 31892 (ea.)

#### Sorbitol Standard Mix (2 components)

diethylene glycol
ethylene glycol

0.8 mg/mL each in acetone:water (96:4), 1 mL/ampul

cat.# 31893 (ea.)

#### Glycol Internal Standard Mix

2,2,2-trichloroethanol

10 mg/mL in P&T methanol, 1 mL/ampul

cat.# 31894 (ea.)

## Pharmaceutical Compounds in Drinking Water

### Pharmaceuticals Mix #1 (8 components)

acetaminophen	erythromycin USP
caffeine	fluoxetine HCl
carbamazepine	sulfamethoxazole
ciprofloxacin HCL	trimethoprim

200 µg/mL each in P&T methanol, 1 mL/ampul  
cat.# 31116 (ea.)



### Steroids and Mixed Pharmaceuticals Mix (10 components)

bisphenol A	4-para-nonylphenol
diclofenac sodium salt	4-tert-octylphenol
17-beta-estradiol	primidone
estrone	progesterone
17-alpha-ethynylestradiol	testosterone

200 µg/mL each in acetonitrile, 1 mL/ampul  
cat.# 31117 (ea.)



### Pharmaceuticals Mix #2 (4 components)

gemfibrozil	naproxen
ibuprofen	triclosan

200 µg/mL each in P&T methanol, 1 mL/ampul  
cat.# 31118 (ea.)



## Plastic Container Testing

### ASTM Method D6042-96 (Plastic Container Testing)

American Society for Testing and Materials (ASTM International) Method D6042-96—Test Method for Determination of Phenolic Antioxidants and Erucamide Slip Additives in Polypropylene Homopolymer Formulations Using Liquid Chromatography—is a “consensus” or “referee” method used among plastic manufacturers and the pharmaceutical companies that purchase plastic containers. Plastic container manufacturers use this test to ensure the quality of their product to their pharmaceutical customers. Pharmaceutical companies also specify this test and provide their own lists of target compounds and concentration limits in purchase agreements.

This test calls for isopropanol extraction, LC separation, and UV detection. Restek offers a variety of reversed phase LC columns suitable for these separations. Restek also designed a reference standard to validate this method. This mixture contains the common antioxidants and slips listed in ASTM D6042-96, along with BHT.

### ASTM D6042-96 Calibration Mix (7 components)

BHT	Irganox 3114
erucamide slip	Irganox 1010
vitamin E	Irganox 1076
Irgafos 168	

50 µg/mL each in isopropanol, 1 mL/ampul  
cat.# 31628 (ea.)

No data pack available.

### Other Additives Available From Restek on a Custom Basis

Similar methods for extractables in plastic pharmaceutical containers are cited in the United States Pharmacopeia (USP), British Pharmacopoeia (BP), European Pharmacopoeia (EP), and Japanese Pharmacopoeia (JP). Customers may also have formulation-specific or product-specific test mixtures. Please contact us for a custom mixture. Our current inventory of raw materials includes these popular antioxidants. We have many more not listed and can obtain most compounds you may need. Visit [www.restek.com/solutions](http://www.restek.com/solutions) to request yours today!

- |                |                 |                 |                |
|----------------|-----------------|-----------------|----------------|
| • Ethanox 323  | • Irganox® L64  | • Ultranox® 626 | • Vanlube® PCX |
| • Ethanox 330  | • Irganox® L109 | • Vanlube® 81   | • Vanlube® SL  |
| • Ethanox 702  | • Irganox® L134 | • Vanlube® 848  | • Vanlube® SS  |
| • Ethanox 703  | • Irganox® L135 | • Vanlube® 7723 |                |
| • Irganox® L06 | • Irganox® 1035 | • Vanlube® AZ   |                |
| • Irganox® L57 | • Santanox R    | • Vanlube® NA   |                |

**NEW!**

## Compound Index for Reference Standards

See pages 730–736.





## Residual Solvents

## USP &lt;467&gt;

The United States Pharmacopeia (USP) General Chapter <467> Residual Solvents is a widely used compendial method intended for identifying and quantifying residual solvents in drug substances, drug products, and excipients. In an attempt to better mirror the International Conference on Harmonization (ICH) guidelines, the USP has adopted a more comprehensive methodology in residual solvent testing—the current USP30/NF25. The ICH publishes a guideline (Q3C) listing the acceptable amounts of solvent residues that can be present. In the ICH guideline, residual solvents are summarized by class according to their toxicity. Class 1 compounds are carcinogenic compounds that pose a risk to both the consumer and the environment. The use of these solvents is to be avoided, but if they are used, they must be tightly controlled. Class 2 compounds are nongenotoxic animal carcinogens, and concentrations of these compounds should be limited. Chromatographic analysis is needed for both the Class 1 and Class 2 residual solvents.

## USP &lt;467&gt; Singles

Volume is 1 mL/ampul.

Compound	CAS #	Solvent	Conc.	cat.#
acetonitrile	75-05-8	DMSO	2.05 mg/mL	36281
benzene	71-43-2	DMSO	10 mg/mL	36282
carbon tetrachloride	56-23-5	DMSO	20 mg/mL	36283
chlorobenzene	108-90-7	DMSO	1.8 mg/mL	36284
chloroform	67-66-3	DMSO	0.3 mg/mL	36285
cyclohexane	110-82-7	DMSO	19.4 mg/mL	36286
1,1-dichloroethene	75-35-4	DMSO	4.0 mg/mL	36287
1,2-dichloroethane	107-06-2	DMSO	25 mg/mL	36288
cis-1,2-dichloroethylene	156-59-2	DMSO	4.67 mg/mL	36289
trans-1,2-dichloroethylene	156-60-5	DMSO	4.67 mg/mL	36290
1,2-dimethoxyethane	173201-80-4	DMSO	0.5 mg/mL	36291
N,N-dimethylacetamide	127-19-5	DMSO	5.45 mg/mL	36292
N,N-dimethylformamide	68-12-2	DMSO	4.4 mg/mL	36293
1,4-dioxane	123-91-1	DMSO	1.9 mg/mL	36294
2-ethoxyethanol	110-80-5	DMSO	0.8 mg/mL	36295
ethylbenzene	100-41-4	DMSO	1.84 mg/mL	36296
ethylene glycol	3775-85-7	DMSO	3.1 mg/mL	36297
formamide	75-12-7	DMSO	1.1 mg/mL	36298
hexane	8031-34-3	DMSO	1.45 mg/mL	36299
methanol	67-56-1	DMSO	15 mg/mL	36401
2-methoxyethanol	109-86-4	DMSO	0.25 mg/mL	36402
methylbutylketone	591-78-6	DMSO	0.25 mg/mL	36400
methylcyclohexane	108-87-2	DMSO	5.9 mg/mL	36403
methylene chloride (dichloromethane)	75-09-2	DMSO	3 mg/mL	36404
N-methylpyrrolidone	872-50-4	DMSO	2.65 mg/mL	36405
nitromethane	75-52-5	DMSO	0.25 mg/mL	36406
pyridine	110-86-1	DMSO	1 mg/mL	36407
sulfolane	126-33-0	DMSO	0.8 mg/mL	36413
tetrahydrofuran (THF)	109-99-9	DMSO	3.6 mg/mL	36408
tetralin	119-64-2	DMSO	0.5 mg/mL	36409
toluene	108-88-3	DMSO	4.45 mg/mL	36410
1,1,1-trichloroethane	71-55-6	DMSO	50 mg/mL	36411
trichloroethene	79-01-6	DMSO	0.4 mg/mL	36412
m-xylene	108-38-3	DMSO	6.51 mg/mL	36414
o-xylene	95-47-6	DMSO	0.97 mg/mL	36415
p-xylene	106-42-3	DMSO	1.52 mg/mL	36416

DMSO = dimethyl sulfoxide

These mixtures reflect the changes made in USP30/NF25 effective July 1, 2008.

## Residual Solvents - Class 1 (5 components)

benzene	10 mg/mL
carbon tetrachloride	20
1,2-dichloroethane	25
1,1-dichloroethene	40
1,1,1-trichloroethane	50

In dimethyl sulfoxide, 1 mL/ampul

cat.# 36279 (ea.)

## Residual Solvents Class 2 - Mix A (15 components)

acetonitrile	2.05 mg/mL	methylcyclohexane	5.90
chlorobenzene	1.80	methylene chloride	3.00
cyclohexane	19.40	tetrahydrofuran	3.45
cis-1,2-dichloroethene	4.70	toluene	4.45
trans-1,2-dichloroethene	4.70	m-xylene	6.51
1,4-dioxane	1.90	o-xylene	0.98
ethylbenzene	1.84	p-xylene	1.52
methanol	15.00		

In dimethyl sulfoxide, 1 mL/ampul

cat.# 36271 (ea.)

## Residual Solvents Class 2 - Mix B (8 components)

chloroform	60 µg/mL	nitromethane	50
1,2-dimethoxyethane	100	pyridine	200
n-hexane (C6)	290	tetralin	100
2-hexanone	50	trichloroethene	80

In dimethyl sulfoxide, 1 mL/ampul

cat.# 36280 (ea.)

## Residual Solvents Class 2 - Mix C (8 components)

2-ethoxyethanol	800 µg/mL	2-methoxyethanol	
ethylene glycol	3,100	(methyl Cellosolve)	250
formamide	1,100	N-methylpyrrolidone	2,650
N,N-dimethylacetamide	5,450	sulfolane	800
N,N-dimethylformamide	4,400		

In dimethyl sulfoxide, 1 mL/ampul

cat.# 36273 (ea.)



**Residual Solvents, cont.**

**USP <467>, cont.**

The Class 1 mixtures below reflect the requirements of USP23/NF18 effective January 1, 1995 to December 31, 1999. While these mixtures do not meet the current USP guidelines, many still use these mixtures to obtain a detectable benzene peak for the direct injection methods, Method I and Method V.

**USP <467> Calibration Mixture #3 (5 components)**

benzene	100 µg/mL	methylene chloride	500
chloroform	50	trichloroethene	100
1,4-dioxane	100		

In dimethyl sulfoxide, 1 mL/ampul

cat.# 36004 (ea.)

**USP <467> Calibration Mixture #4 (5 components)**

benzene	2 µg/mL	methylene chloride	600
chloroform	60	trichloroethene	80
1,4-dioxane	380		

In methanol, 1 mL/ampul

cat.# 36006 (ea.)

**USP <467> Calibration Mixture #5 (5 components)**

benzene	2 µg/mL	methylene chloride	600
chloroform	60	trichloroethene	80
1,4-dioxane	380		

In dimethyl sulfoxide, 1 mL/ampul

cat.# 36007 (ea.)

**USP <467> Calibration Mix #6 (4 components)**

chloroform	60 µg/mL	methylene chloride	600
1,4-dioxane	380	trichloroethene	80

In methanol, 1 mL/ampul

cat.# 36008 (ea.)

**USP <467> Calibration Mix #7 (4 components)**

chloroform	60 µg/mL	methylene chloride	600
1,4-dioxane	380	trichloroethene	80

In dimethyl sulfoxide, 1 mL/ampul

cat.# 36009 (ea.)

**OVI retention index**

For a list of OVI retention times, see **pages 683–684**.

**Ethylene Oxide**

The test for ethylene oxide is specified in many individual drug monographs of USP24/NF19. The limit test concentration is currently 10 ppm. While the specific test solution and method will vary depending on the particular drug monograph, the solution below is suitable for most tests. Call Technical Service or your local Restek representative if your test requires a different ethylene oxide solution.

500 µg/mL in dimethyl sulfoxide, 1 mL/ampul

cat.# 36005 (ea.)

50 mg/mL in methylene chloride, 1 mL/ampul

cat.# 30620 (ea.)

Ethylene oxide is available in other solvents and concentrations. Request your custom formulation at [www.restek.com/solutions](http://www.restek.com/solutions)

**Custom Residual Solvent Mixes**

**A perfect match for validated residual solvent methods!**



Save time and money with mixes prepared to your specific solvent set and concentrations. ***The more you buy, the less you pay per ampul!***

Easy online order form:

[www.restek.com/solutions](http://www.restek.com/solutions)



Residual Solvents, *cont.*

## European Pharmacopoeia Method

## Residual Solvents - Class 1 (5 components)

benzene	10 mg/mL
carbon tetrachloride	20
1,2-dichloroethane	25
1,1-dichloroethene	40
1,1,1-trichloroethane	50
In dimethyl sulfoxide, 1 mL/ampul	
cat.# 36279 (ea.)	

## European Pharmacopoeia/ICH Q3C(M) Class 2 Mix A, Revised (14 components)

chlorobenzene	360 µg/mL	methylene chloride	600
cyclohexane	3,880	tetrahydrofuran	720
<i>cis</i> -1,2-dichloroethene	1,870	toluene	890
N,N-dimethylformamide	880	trichloroethene	80
ethylbenzene	369	<i>m</i> -xylene	1,302
<i>n</i> -hexane (C6)	290	<i>o</i> -xylene	195
methylcyclohexane	1,180	<i>p</i> -xylene	304
In dimethyl sulfoxide, 1 mL/ampul			
cat.# 36274 (ea.)			

Restek Offers a Full  
Line of Certified  
Reference Materials



See pages 438–439.

[www.restek.com/iso](http://www.restek.com/iso)

## European Pharmacopoeia/ICH Class 2 Mix B, Revised (10 components)

acetonitrile	410 µg/mL	2-hexanone	50
chloroform	60	methanol	3,000
1,2-dimethoxyethane	100	nitromethane	50
N,N-dimethylacetamide	1,090	pyridine	200
1,4-dioxane	380	tetralin	100

Prepared in water:dimethyl sulfoxide (80:20), 1 mL/ampul  
cat.# 36270 (ea.)



## 3-IN-1 TECHNOLOGY

Highest Inertness • Lowest Bleed • Exceptional Reproducibility

See pages 26–37.

[www.restek.com/rxi](http://www.restek.com/rxi)

# Reference Standards

## Leaking Underground Storage Tank (LUST) Recovery Act Program Methods



General.....555-559  
State-Specific.....559-567



## General

### Retention Time Standards

Used during initial sample screening to determine retention time windows for each petroleum product. Gasoline generally elutes in the window from C6 to C10 (or C12), and diesel fuel from C10 (or C12) to C24 (or C28). Retention above C24 (or C28) indicates oil or lubricant contamination.

#### Leaking Underground Storage Tank Retention Time Standard (7 components)

<i>n</i> -hexane (C6)	<i>n</i> -octacosane (C28)
<i>n</i> -decane (C10)	<i>n</i> -triacontane (C30)
<i>n</i> -dodecane (C12)	<i>n</i> -tetracontane (C40)
<i>n</i> -tetracosane (C24)	

25 µg/mL each in methylene chloride, 1 mL/ampul  
cat.# 31200 (ea.)

#### Retention Time Marker Standard (3 components)

<i>n</i> -decane (C10)	<i>n</i> -hexatriacontane (C36)
<i>n</i> -pentacosane (C25)	

1,000 µg/mL each in hexane, 1 mL/ampul  
cat.# 31637 (ea.)

#### Retention Time Marker (3 components)

<i>n</i> -hexane (C6)	<i>n</i> -dodecane (C12)
<i>n</i> -decane (C10)	

1,000 µg/mL each in P&T methanol, 1 mL/ampul  
cat.# 30483 (ea.)

#### TNRCC 1005 Retention Time Markers Mix

(4 components)

- Easily determine the retention time window for each boiling point range.
- Prepared in *n*-pentane according to EPA requirements.

<i>n</i> -hexane (C6)	<i>n</i> -octacosane (C28)
<i>n</i> -dodecane (C12)	<i>n</i> -pentatriacontane (C35)

200 µg/mL each in pentane, 1 mL/ampul  
cat.# 31698 (ea.)

#### Retention Time Marker - Alaska (4 components)

<i>n</i> -hexane (C6)	<i>n</i> -pentacosane (C25)
<i>n</i> -decane (C10)	<i>n</i> -hexatriacontane (C36)

1,000 µg/mL in methylene chloride, 1 mL/ampul  
cat.# 31819 (ea.)

### Fuel Composite Standards

#### Unleaded Gasoline Composite Standard

2,500 µg/mL in P&T methanol, 1 mL/ampul  
cat.# 30081 (ea.)

50,000 µg/mL in P&T methanol, 1 mL/ampul  
cat.# 30205 (ea.)

50,000 µg/mL in P&T methanol, 5 mL/ampul  
cat.# 30206 (ea.)

#### Diesel Fuel #2 Composite Standard

5,000 µg/mL in methylene chloride, 1 mL/ampul  
cat.# 31093 (ea.)

50,000 µg/mL in methylene chloride, 1 mL/ampul  
cat.# 31258 (ea.)

50,000 µg/mL in methylene chloride, 5 mL/ampul  
cat.# 31259 (ea.)

#### Kerosene Composite Standard

5,000 µg/mL in methylene chloride, 1 mL/ampul  
cat.# 31094 (ea.)

50,000 µg/mL in methylene chloride, 1 mL/ampul  
cat.# 31256 (ea.)

50,000 µg/mL in methylene chloride, 5 mL/ampul  
cat.# 31257 (ea.)

### Motor Oil Composite Standards

#### Motor Oil Composite Standard

Prepared from an equal-volume blend of 5W30, 10W30, 10W40, and 20W50 motor oils. After blending, a precisely weighed amount of the composite is added to a volumetric flask to produce the standard.

50,000 µg/mL in methylene chloride, 1 mL/ampul  
cat.# 31464 (ea.)

#### Used Motor Oil Composite Standard

Prepared from an equal-volume blend from five gasoline-powered vehicles (belonging to Restek employees). After blending, a precisely weighed amount of the composite is added to a volumetric flask to produce the standard.

50,000 µg/mL in methylene chloride, 1 mL/ampul  
cat.# 31465 (ea.)

### also available

Other fuels, oils, and lubricant oils available on request as custom products.



Restek Offers a Full Line of Certified Reference Materials

See pages 438–439.



[www.restek.com/iso](http://www.restek.com/iso)



## General

General, *cont.*

## Single-Source Fuels

**Unleaded Gasoline Standard**

Prepared from a single-source (one-refinery) product.

unleaded gasoline: unweathered

5,000 µg/mL in P&T methanol, 1 mL/ampul

cat.# 30096 (ea.)

**Kerosene Standard**

Prepared from a single-source (one-refinery) product.

kerosene: unweathered

5,000 µg/mL in methylene chloride, 1 mL/ampul

cat.# 31229 (ea.)

**Diesel Fuel #2 Standard**

Prepared from a single-source (one-refinery) product.

diesel fuel #2: unweathered

5,000 µg/mL in methylene chloride, 1 mL/ampul

cat.# 31233 (ea.)

**Fuel Oil #4 Standard**

Fuel oil #4 is typically used in limited applications in which the fuel cannot be preheated prior to burning. The fuel is a blend of distillate (fuel oil #2) and residual (fuel oil #6) to meet ASTM viscosity specifications. Fuel oil #4 used to prepare this mixture has a kinematic viscosity of 21.9 at 38 °C (100 °F) measured using ASTM D-445.

5,000 µg/mL in methylene chloride, 1 mL/ampul

cat.# 31216 (ea.)

50,000 µg/mL in methylene chloride, 1 mL/ampul

cat.# 31244 (ea.)

**Fuel Oil #5 Standard**

Fuel oil #5 is typically used in applications in which there is little or no preheating of the fuel prior to burning. A blend of distillate (fuel oil #2) and residual (fuel oil #6), the fuel oil #5 used to prepare this mixture has a kinematic viscosity of 106.5 at 38 °C (100 °F) measured using ASTM D-445.

5,000 µg/mL in methylene chloride, 1 mL/ampul

cat.# 31217 (ea.)

50,000 µg/mL in methylene chloride, 1 mL/ampul

cat.# 31246 (ea.)

**Fuel Oil #6 Standard**

This fuel, sometimes called bunker C or residual, is a black viscous oil. Applications in which it may be used require the ability to preheat the fuel prior to pumping and burning.

5,000 µg/mL in methylene chloride, 1 mL/ampul

cat.# 31218 (ea.)

50,000 µg/mL in methylene chloride, 1 mL/ampul

cat.# 31248 (ea.)

50,000 µg/mL in methylene chloride, 5 mL/ampul

cat.# 31249 (ea.)

**Diesel:Biodiesel (80:20) Blend Standard**

The biodiesel component is methyl soyate.

5,000 µg/mL in methylene chloride, 1 mL/ampul

cat.# 31880 (ea.)

**Aviation Gas Standard**

100-octane, low-lead fuel used in piston-type aircraft.

2,500 µg/mL in P&T methanol, 1 mL/ampul

cat.# 30094 (ea.)

50,000 µg/mL in P&T methanol, 1 mL/ampul

cat.# 30207 (ea.)

**Jet Fuel A Standard**

Commercial jet fuel A.

5,000 µg/mL in methylene chloride, 1 mL/ampul

cat.# 31215 (ea.)

50,000 µg/mL in methylene chloride, 1 mL/ampul

cat.# 31242 (ea.)

50,000 µg/mL in methylene chloride, 5 mL/ampul

cat.# 31243 (ea.)

**Creosote Oil Standard**

Creosote oil, a widely used wood preservative produced by distilling coal tar, contains chemicals that are classified as carcinogens (e.g., benzo(a)pyrene).

50,000 µg/mL in methylene chloride, 1 mL/ampul

cat.# 31838 (ea.)

**Hydraulic Oil Standard**

50,000 µg/mL in methylene chloride, 1 mL/ampul

cat.# 31839 (ea.)



**General, cont.****Military Fuels (Jet Propellant)****JP-4 Military Fuel Standard**

5,000 µg/mL in methylene chloride, 1 mL/ampul  
cat.# 31219 (ea.)

50,000 µg/mL in methylene chloride, 1 mL/ampul  
cat.# 31250 (ea.)

50,000 µg/mL in P&T methanol, 1 mL/ampul  
cat.# 30472 (ea.)

**JP-5 Military Fuel Standard**

5,000 µg/mL in methylene chloride, 1 mL/ampul  
cat.# 31220 (ea.)

50,000 µg/mL in methylene chloride, 1 mL/ampul  
cat.# 31252 (ea.)

**JP-8 Military Fuel Standard**

5,000 µg/mL in methylene chloride, 1 mL/ampul  
cat.# 31262 (ea.)

50,000 µg/mL in methylene chloride, 1 mL/ampul  
cat.# 31254 (ea.)

**Fuel Oil Degradation Test**

Subsurface degradation of fuel oil spills can be estimated by examining the ratios of C17/pristane and C18/phytane.<sup>1</sup> To assist in identifying these four compounds from the complex fuel oil analysis, we offer a product that contains these compounds for retention time determination.

**Fuel Oil Degradation Mix (4 components)**

heptadecane (C17)  
octadecane (C18)  
pristane (2,6,10,14-tetramethylpentadecane)  
phytane (2,6,10,14-tetramethylhexadecane)

2,000 µg/mL each in methylene chloride, 1 mL/ampul  
cat.# 31240 (ea.)

<sup>1</sup>Interpretation of Gas Chromatographic Data in Subsurface Hydrocarbon Investigations, R. Senn and M. Johnson, Ground Water Monitoring Review, Winter 1987.

**Mineral Spirits**

There are four general types of mineral spirits, classified according to boiling point range (BPR):

- Type I (Stoddard solvent) BPR 149–182 °C
- Type II (high flash point) BPR 177–196 °C
- Type III (odorless) BPR 149–196 °C
- Type IV (low dry point) BPR 149–174 °C

We prepare our solutions from an equal-volume blend of Type I, II, and III mineral spirits.

**Mineral Spirits Standards (Unweathered)**

5,000 µg/mL in methylene chloride, 1 mL/ampul  
cat.# 31225 (ea.)

50,000 µg/mL in methylene chloride, 1 mL/ampul  
cat.# 31260 (ea.)

50,000 µg/mL in methylene chloride, 5 mL/ampul  
cat.# 31261 (ea.)

**Stoddard Solvent Standard**

Stoddard solvent is also known as Type I mineral spirits, Teksolve S, or Varsol® 1 mineral spirits. We offer this reference material for those who need to calibrate Stoddard solvent separately. This standard is dissolved in methanol for analysis by either direct injection or purge-and-trap.

10,000 µg/mL in P&T methanol, 1 mL/ampul  
cat.# 30487 (ea.)

**NOW ONLINE!****Our Free EZGC™ Web App Will Kick-Start Your GC Method Development**

- Optimized, custom methods.
- Column recommendations and conditions.
- Interactive model chromatograms.

Get started today!

[www.restek.com/ezgc](http://www.restek.com/ezgc)



General, cont.

Petroleum Volatile Organic Compounds (PVOCs), Gasoline Range Organics (GRO) & Benzene-Toluene-Ethylbenzene-Xylenes (BTEX)

**PVOC Mix (California)** (7 components)

benzene	<i>m</i> -xylene
ethylbenzene	<i>o</i> -xylene
methyl <i>tert</i> -butyl ether (MTBE)	<i>p</i> -xylene
toluene	

1,000 µg/mL each in P&T methanol, 1 mL/ampul  
cat.# 30231 (ea.)

**PVOC/GRO Mix (Wisconsin)** (10 components)

benzene	1,2,4-trimethylbenzene
ethylbenzene	1,3,5-trimethylbenzene
methyl <i>tert</i> -butyl ether (MTBE)	<i>m</i> -xylene
naphthalene	<i>o</i> -xylene
toluene	<i>p</i> -xylene

1,000 µg/mL each in P&T methanol, 1 mL/ampul  
cat.# 30095 (ea.)

**GRO Mix** (9 components)

benzene	1,2,4-trimethylbenzene
ethylbenzene	2,2,4-trimethylpentane (isooctane)
3-methylpentane	<i>m</i> -xylene
naphthalene	<i>o</i> -xylene
toluene	

1,000 µg/mL each in P&T methanol, 1 mL/ampul  
cat.# 30069 (ea.)

**GRO Mix (EPA)** (9 components)

benzene	500 µg/mL	1,2,4-trimethylbenzene	1,000
ethylbenzene	500	2,2,4-trimethylpentane	1,500
heptane	500	<i>m</i> -xylene	1,000
2-methylpentane	1,500	<i>o</i> -xylene	1,000
toluene	1,500		

In P&T methanol, 1 mL/ampul  
cat.# 30065 (ea.)

**Gasoline Component Standard** (10 components)

benzene	500 µg/mL	1,2,4-trimethylbenzene	1,000
ethylbenzene	500	2,2,4-trimethylpentane	1,500
heptane	500	<i>m</i> -xylene	1,000
2-methylpentane	1,500	<i>o</i> -xylene	1,000
toluene	1,500	<i>p</i> -xylene	1,000

10,000 µg/mL total in P&T methanol, 1 mL/ampul  
cat.# 30486 (ea.)

**BTEX Standard** (6 components)

benzene	<i>m</i> -xylene
ethylbenzene	<i>o</i> -xylene
toluene	<i>p</i> -xylene

200 µg/mL each in P&T methanol, 1 mL/ampul  
cat.# 30051 (ea.)

2,000 µg/mL each in P&T methanol, 1 mL/ampul  
cat.# 30213 (ea.)

2,000 µg/mL each in P&T methanol (*m*- & *p*-xylene at 1,000 µg/mL), 1 mL/ampul  
cat.# 30488 (ea.)

**BTEX Gas Mix** (6 components)

benzene	<i>m</i> -xylene
ethylbenzene	<i>o</i> -xylene
toluene	<i>p</i> -xylene

1 ppm in nitrogen, 104 liters @ 1,800 psi  
cat.# 34414 (ea.)

1 ppm in nitrogen, 110 liters @ 1,800 psi  
cat.# 26361 (ea.)

1 ppm in nitrogen, 110 liters @ 1,800 psi (Pi-marked cylinder)  
cat.# 34414-PI (ea.)

100 ppb in nitrogen, 104 liters @ 1,800 psi  
cat.# 34428 (ea.)

100 ppb in nitrogen, 110 liters @ 1,800 psi  
cat.# 26362 (ea.)

100 ppb in nitrogen, 110 liters @ 1,800 psi (Pi-marked cylinder)  
cat.# 34428-PI (ea.)

No data pack available.

See page 425 for regulators.

**Certified BTEX in Unleaded Gas Composite Standard** (9 components)

<b>Certified for:</b>	
benzene*	toluene*
ethylbenzene*	<i>m</i> -xylene*
isopropyl benzene*	<i>o</i> -xylene*
methyl <i>tert</i> -butyl ether (MTBE)*	<i>p</i> -xylene*
naphthalene*	

5,500 ppm gasoline in P&T methanol, 1 mL/ampul  
cat.# 30237 (ea.)

\*Concentration differs from lot to lot. See online certificate of analysis for certified concentrations.

**Certified Aromatics in Gasoline** (16 components)

<b>Certified for:</b>	
benzene*	<i>n</i> -propylbenzene*
ethylbenzene*	toluene*
<i>m</i> -ethyltoluene*	1,2,3-trimethylbenzene*
<i>o</i> -ethyltoluene*	1,2,4-trimethylbenzene*
<i>p</i> -ethyltoluene*	1,3,5-trimethylbenzene*
isopropylbenzene*	<i>m</i> -xylene*
methyl <i>tert</i> -butyl ether (MTBE)*	<i>o</i> -xylene*
naphthalene*	<i>p</i> -xylene*

5,500 ppm gasoline in P&T methanol, 1 mL/ampul  
cat.# 30485 (ea.)

\*Concentration differs from lot to lot. See online certificate of analysis for certified concentrations.

**Certified PAHs in Diesel** (7 components)

<b>Certified for:</b>	
acenaphthene*	2-methylnaphthalene*
acenaphthylene*	naphthalene*
fluorene*	phenanthrene*
1-methylnaphthalene*	

50,000 ppm diesel #2 in methylene chloride, 1 mL/ampul  
cat.# 31673 (ea.)

\*Concentration differs from lot to lot. See online certificate of analysis for certified concentrations.

**cylinder design**



**Spectra (Linde)**  
**104 L Cylinders:**  
Aluminum construction  
Size: 8 x 24 cm  
Volume/Pressure:  
104 liters of gas @ 1,800 psi  
CGA-180 outlet fitting.  
Weight: 1.5 lb/0.7 kg



**Scotty (Air Liquide)**  
**110 L Cylinders:**  
Aluminum construction  
Size: 8.3 x 29.5 cm  
Volume/Pressure:  
110 liters of gas @ 1,800 psi  
CGA-180 outlet fitting.  
Weight: 2.2 lb/1 kg  
U.S. DOT Specs: 3AL2216



**General, cont.****Gasoline Surrogate and Internal Standards**

Volume is 1 mL/ampul. Concentration is µg/mL.

Compound	CAS #	Solvent	Conc.	cat.#
4-bromofluorobenzene	460-00-4	PTM	2,500	30067
4-bromofluorobenzene	460-00-4	PTM	10,000	30082
1-chlorooctane	111-85-3	PTM	10,000	30084
$\alpha,\alpha,\alpha$ -trifluorotoluene	98-08-8	PTM	2,500	30068
$\alpha,\alpha,\alpha$ -trifluorotoluene	98-08-8	PTM	10,000	30083

Recommended Internal Standard (PID) for EPA GRO Method

1-chloro-4-fluorobenzene	352-33-0	PTM	2,500	30066
--------------------------	----------	-----	-------	-------

PTM = Purge-and-trap grade methanol

**Diesel Surrogate and Internal Standards**

Volume is 1 mL/ampul. Concentration is µg/mL.

Compound	CAS #	Solvent	Conc.	cat.#
1-chlorooctadecane	3386-33-2	D	10,000	31098
2-fluorobiphenyl	321-60-8	D	10,000	31096
<i>o</i> -terphenyl	84-15-1	D	10,000	31097
<i>p</i> -terphenyl	92-94-4	D	10,000	31095

Recommended Internal Standards

5- $\alpha$ -androstane	438-22-2	D	2,000	31065
<i>o</i> -terphenyl	84-15-1	A	2,000	31066

A = acetone; D = methylene chloride

**Diesel/Biodiesel Standard****Diesel:Biodiesel (80:20) Blend Standard**

The biodiesel component is methyl soyate.

5,000 µg/mL in methylene chloride, 1 mL/ampul  
cat.# 31880 (ea.)**also available**ASTM Method D6584-10 and  
EN14105 Biodiesel StandardsSee **page 539**.**State-Specific Methods****Alaska**

Alaska Department of Environmental Conservation (ADEC) regulations indicate which products and indicator compounds are to be tested for each petroleum range. The analyst must use the following Alaska Series Methods or appropriate SW-846 Method for the indicator compounds. The Alaska UST procedural manual indicates which products are to be tested for each petroleum range.

**AK101**

Method for determination of aromatic and aliphatic hydrocarbons in gasoline range organics.

**Retention Time Marker - Alaska** (4 components)

*n*-hexane (C6) *n*-pentacosane (C25)  
*n*-decane (C10) *n*-hexatriacontane (C36)

1,000 µg/mL in methylene chloride, 1 mL/ampul  
cat.# 31819 (ea.)**Alaska UST Method AK101AA** (14 components)

benzene	toluene
ethylbenzene	1,2,3-trimethylbenzene
1-ethyl-2-methylbenzene	1,2,4-trimethylbenzene
1-ethyl-3-methylbenzene	1,3,5-trimethylbenzene
1-ethyl-4-methylbenzene	<i>m</i> -xylene
isopropylbenzene	<i>o</i> -xylene
<i>n</i> -propylbenzene	<i>p</i> -xylene

2,000 µg/mL each in P&T methanol, 1 mL/ampul  
cat.# 30461 (ea.)**Unleaded Gasoline Composite Standard**2,500 µg/mL in P&T methanol, 1 mL/ampul  
cat.# 30081 (ea.)50,000 µg/mL in P&T methanol, 1 mL/ampul  
cat.# 30205 (ea.)50,000 µg/mL in P&T methanol, 5 mL/ampul  
cat.# 30206 (ea.)**1-Chloro-4-fluorobenzene Mix**2,500 µg/mL in P&T methanol, 1 mL/ampul  
cat.# 30066 (ea.)**4-Bromofluorobenzene Mix**2,000 µg/mL in P&T methanol, 1 mL/ampul  
cat.# 30026 (ea.) **$\alpha,\alpha,\alpha$ -Trifluorotoluene**2,000 µg/mL in P&T methanol, 1 mL/ampul  
cat.# 30048 (ea.)2,500 µg/mL in P&T methanol, 1 mL/ampul  
cat.# 30068 (ea.)10,000 µg/mL in P&T methanol, 1 mL/ampul  
cat.# 30083 (ea.)

## State-Specific Methods

### State-Specific Methods, *cont.*

#### Alaska, *cont.*

##### AK102

Method for determination of aromatic and aliphatic hydrocarbons in diesel range organics.

##### DRO Mix (Tennessee/Mississippi) (16 components)

<i>n</i> -decane (C10)	<i>n</i> -octadecane (C18)
<i>n</i> -undecane (C11)	<i>n</i> -nonadecane (C19)
<i>n</i> -dodecane (C12)	<i>n</i> -eicosane (C20)
<i>n</i> -tridecane (C13)	<i>n</i> -heneicosane (C21)
<i>n</i> -tetradecane (C14)	<i>n</i> -docosane (C22)
<i>n</i> -pentadecane (C15)	<i>n</i> -tricosane (C23)
<i>n</i> -hexadecane (C16)	<i>n</i> -tetracosane (C24)
<i>n</i> -heptadecane (C17)	<i>n</i> -pentacosane (C25)

1,000 µg/mL each in methylene chloride, 1 mL/ampul  
cat.# 31214 (ea.)

##### Kerosene Composite Standard

5,000 µg/mL in methylene chloride, 1 mL/ampul  
cat.# 31094 (ea.)

50,000 µg/mL in methylene chloride, 1 mL/ampul  
cat.# 31256 (ea.)

50,000 µg/mL in methylene chloride, 5 mL/ampul  
cat.# 31257 (ea.)

##### Diesel Fuel #2 Composite Standard

5,000 µg/mL in methylene chloride, 1 mL/ampul  
cat.# 31093 (ea.)

50,000 µg/mL in methylene chloride, 1 mL/ampul  
cat.# 31258 (ea.)

50,000 µg/mL in methylene chloride, 5 mL/ampul  
cat.# 31259 (ea.)

##### *o*-Terphenyl

2,000 µg/mL in acetone, 1 mL/ampul  
cat.# 31066 (ea.)

10,000 µg/mL in methylene chloride, 1 mL/ampul  
cat.# 31097 (ea.)

##### 5- $\alpha$ -Androstane

2,000 µg/mL in methylene chloride, 1 mL/ampul  
cat.# 31065 (ea.)

##### AK103

Method for determination of aromatic and aliphatic hydrocarbons in residual range organics.

##### Residual Range Calibration Standard (RCS)

(2 components)

SAE30 motor oil:SAE40 motor oil (1:1)

50,000 µg/mL in methylene chloride, 1 mL/ampul  
cat.# 31817 (ea.)

##### Residual Range Calibration Verification Standard (CVS) (2 components)

SAE30 motor oil:SAE40 motor oil (1:1)

25,000 µg/mL in methylene chloride, 1 mL/ampul  
cat.# 31818 (ea.)

##### Motor Oil Composite Standard

Prepared from an equal-volume blend of 5W30, 10W30, 10W40, and 20W50 motor oils. After blending, a precisely weighed amount of the composite is added to a volumetric flask to produce the standard.

50,000 µg/mL in methylene chloride, 1 mL/ampul  
cat.# 31464 (ea.)

##### Fuel Oil #6 Standard

This fuel, sometimes called bunker C or residual, is a black viscous oil. Applications in which it may be used require the ability to preheat the fuel prior to pumping and burning.

5,000 µg/mL in methylene chloride, 1 mL/ampul  
cat.# 31218 (ea.)

50,000 µg/mL in methylene chloride, 1 mL/ampul  
cat.# 31248 (ea.)

50,000 µg/mL in methylene chloride, 5 mL/ampul  
cat.# 31249 (ea.)

##### *n*-Triacontane-d62

500 µg/mL in methylene chloride, 1 mL/ampul  
cat.# 31816 (ea.)

##### Surrogate Standard Mixture (3 components)

squalane  
*o*-terphenyl  
tetrahydronaphthol

1,000 µg/mL each in methylene chloride, 1 mL/ampul  
cat.# 31638 (ea.)

Restek Offers a Full Line of Certified Reference Materials

Learn more on pages 438–439.



[www.restek.com/iso](http://www.restek.com/iso)



## State-Specific Methods, *cont.*

### Arizona

#### Extraction Retention Time Standard (4 components)

<i>n</i> -hexane (C6)	<i>n</i> -docosane (C22)
<i>n</i> -decane (C10)	<i>n</i> -dotriacontane (C32)

2,000 µg/mL each in methylene chloride, 1 mL/ampul  
cat.# 31830 (ea.)

#### DRO/GRO Calibration Standard (2 components)

10W30 motor oil:diesel fuel #2 (1:1 blend)  
25,000 µg/mL each in methylene chloride, 1 mL/ampul  
cat.# 31831 (ea.)

#### DRO/GRO Range Calibration Standard (12 components)

<i>n</i> -decane (C10)	<i>n</i> -docosane (C22)
<i>n</i> -dodecane (C12)	<i>n</i> -tetracosane (C24)
<i>n</i> -tetradecane (C14)	<i>n</i> -hexacosane (C26)
<i>n</i> -hexadecane (C16)	<i>n</i> -octacosane (C28)
<i>n</i> -octadecane (C18)	<i>n</i> -triacontane (C30)
<i>n</i> -eicosane (C20)	<i>n</i> -dotriacontane (C32)

2,000 µg/mL each in methylene chloride, 1 mL/ampul  
cat.# 31832 (ea.)

### *o*-Terphenyl

2,000 µg/mL in acetone, 1 mL/ampul  
cat.# 31066 (ea.)

10,000 µg/mL in methylene chloride, 1 mL/ampul  
cat.# 31097 (ea.)

### Los Angeles County, CA Well Investigation Program (WIP)\*

\*For monitoring samples suspected of gasoline contamination, Los Angeles County requires laboratories to calibrate and report these compounds.

#### CA WIP VOA Standard (11 components)

benzene	methyl <i>tert</i> -butyl ether (MTBE)
chlorobenzene	toluene
1,2-dichlorobenzene	<i>m</i> -xylene
1,3-dichlorobenzene	<i>o</i> -xylene
1,4-dichlorobenzene	<i>p</i> -xylene
ethylbenzene	

2,000 µg/mL each in P&T methanol, 1 mL/ampul  
cat.# 30236 (ea.)

### California

#### PVOC Mix (California) (7 components)

benzene	<i>m</i> -xylene
ethylbenzene	<i>o</i> -xylene
methyl <i>tert</i> -butyl ether (MTBE)	<i>p</i> -xylene
toluene	

1,000 µg/mL each in P&T methanol, 1 mL/ampul  
cat.# 30231 (ea.)

#### California Oxygenates Mix (5 components)

diisopropyl ether (DIPE)	2,000 µg/mL	<i>tert</i> -butyl alcohol	10,000
ethyl- <i>tert</i> -butyl ether (ETBE)	2,000	methyl <i>tert</i> -butyl ether (MTBE)	2,000
<i>tert</i> -amyl methyl ether (TAME)	2,000		

In P&T methanol, 1 mL/ampul  
cat.# 30465 (ea.)

### Methanol

10,000 µg/mL in DI water, 1 mL/ampul  
cat.# 30467 (ea.)

15 mg/mL in dimethyl sulfoxide, 1 mL/ampul  
cat.# 36401 (ea.)

### Ethanol

10,000 µg/mL in DI water, 1 mL/ampul  
cat.# 30466 (ea.)

2,000 µg/mL in P&T methanol, 1 mL/ampul  
cat.# 30288 (ea.)

#### Glycols Standard (2 components)

ethylene glycol  
propylene glycol

50,000 µg/mL each in DI water, 1 mL/ampul  
cat.# 30471 (ea.)

### Connecticut

#### Connecticut ETPH Calibration Mixture (15 components)

<i>n</i> -nonane (C9)	<i>n</i> -tetracosane (C24)
<i>n</i> -decane (C10)	<i>n</i> -hexacosane (C26)
<i>n</i> -dodecane (C12)	<i>n</i> -octacosane (C28)
<i>n</i> -tetradecane (C14)	<i>n</i> -triacontane (C30)
<i>n</i> -hexadecane (C16)	<i>n</i> -dotriacontane (C32)
<i>n</i> -octadecane (C18)	<i>n</i> -tetracontane (C34)
<i>n</i> -eicosane (C20)	<i>n</i> -hexatriacontane (C36)
<i>n</i> -docosane (C22)	

1,000 µg/mL each in methylene chloride, 1 mL/ampul  
cat.# 31614 (ea.)

**NEW!** Compound Index for Reference Standards

See pages 730–736.



State-Specific Methods, *cont.*

Florida

Florida TRPH Standard (17 components)

<i>n</i> -octane (C8)	<i>n</i> -hexacosane (C26)
<i>n</i> -decane (C10)	<i>n</i> -octacosane (C28)
<i>n</i> -dodecane (C12)	<i>n</i> -triacontane (C30)
<i>n</i> -tetradecane (C14)	<i>n</i> -dotriacontane (C32)
<i>n</i> -hexadecane (C16)	<i>n</i> -tetraatriacontane (C34)
<i>n</i> -octadecane (C18)	<i>n</i> -hexatriacontane (C36)
<i>n</i> -eicosane (C20)	<i>n</i> -octatriacontane (C38)
<i>n</i> -docosane (C22)	<i>n</i> -tetraacontane (C40)
<i>n</i> -tetracosane (C24)	

500 µg/mL each in hexane, 1 mL/ampul

cat.# 31266 (ea.)

2,000 µg/mL each in carbon disulfide, 1 mL/ampul\*

cat.# 31878 (ea.)

\*Ground transportation shipments only.

Florida TRPH Surrogate Mix

*n*-nonatriacontane (C39)

3,000 µg/mL in carbon disulfide, 1 mL/ampul\*

cat.# 31456 (ea.)

3,000 µg/mL in carbon disulfide, 10 mL/ampul\*

cat.# 31877 (ea.)

\*Ground transportation shipments only.

Massachusetts

MA VPH Standard With Surrogate Rev. 1.1 (July 2004)

(16 components)

benzene	<i>n</i> -nonane (C9)
<i>n</i> -butylcyclohexane	<i>n</i> -pentane (C5)
<i>n</i> -decane (C10)	toluene
2,5-dibromotoluene (SS)	1,2,4-trimethylbenzene
ethylbenzene	2,2,4-trimethylpentane (isooctane)
2-methylpentane	<i>m</i> -xylene
methyl <i>tert</i> -butyl ether (MTBE)	<i>o</i> -xylene
naphthalene	<i>p</i> -xylene

10,000 µg/mL in P&T methanol, 1 mL/ampul

cat.# 30604 (ea.)

MA VPH Matrix Spike Mix With Surrogate Rev. 1.1 (July 2004) (16 components)

benzene	<i>n</i> -nonane (C9)
<i>n</i> -butylcyclohexane	<i>n</i> -pentane (C5)
<i>n</i> -decane (C10)	toluene
2,5-dibromotoluene (SS)	1,2,4-trimethylbenzene
ethylbenzene	2,2,4-trimethylpentane (isooctane)
2-methylpentane	<i>m</i> -xylene
methyl <i>tert</i> -butyl ether (MTBE)	<i>o</i> -xylene
naphthalene	<i>p</i> -xylene

50 µg/mL in P&T methanol, 1 mL/ampul

cat.# 30605 (ea.)

Massachusetts, *cont.*

MA Volatile Petroleum Hydrocarbon (VPH) Standard

(13 components)

<i>n</i> -pentane (C5)	1,000 µg/mL	naphthalene	1,000
<i>n</i> -nonane (C9)	1,000	toluene	1,500
benzene	500	1,2,4-trimethylbenzene	1,000
ethylbenzene	500	<i>m</i> -xylene	1,000
isooctane	1,500	<i>o</i> -xylene	1,000
2-methylpentane	1,500	<i>p</i> -xylene	1,000
methyl <i>tert</i> -butyl ether (MTBE)	1,500		

In P&T methanol, 1 mL/ampul

cat.# 30434 (ea.)

MA VPH Standard With Surrogate (14 components)

<i>n</i> -pentane (C5)	1,000 µg/mL	methyl <i>tert</i> -butyl ether (MTBE)	1,500
<i>n</i> -nonane (C9)	1,000	naphthalene	1,000
benzene	500	toluene	1,500
2,5-dibromotoluene (SS)	1,000	1,2,4-trimethylbenzene	1,000
ethylbenzene	500	<i>m</i> -xylene	1,000
isooctane	1,500	<i>o</i> -xylene	1,000
2-methylpentane	1,500	<i>p</i> -xylene	1,000

In P&T methanol, 1 mL/ampul

cat.# 30452 (ea.)

MA VPH Matrix Spike Mix With Surrogate

(14 components)

<i>n</i> -pentane (C5)	methyl <i>tert</i> -butyl ether (MTBE)
<i>n</i> -nonane (C9)	naphthalene
benzene	toluene
2,5-dibromotoluene (SS)	1,2,4-trimethylbenzene
ethylbenzene	<i>m</i> -xylene
isooctane	<i>o</i> -xylene
2-methylpentane	<i>p</i> -xylene

2,500 µg/mL each in P&T methanol, 1 mL/ampul

cat.# 30454 (ea.)

MA VPH Surrogate Standard

2,5-dibromotoluene

1,000 µg/mL in P&T methanol, 1 mL/ampul

cat.# 30435 (ea.)

10,000 µg/mL in P&T methanol, 1 mL/ampul

cat.# 30453 (ea.)



Save time with prepacked sample prep cartridges!

## EPH Fractionation Tubes

See [page 376](#).

## State-Specific Methods, *cont.*

### Massachusetts, *cont.*

#### Massachusetts APH Mix (26 components)

benzene  
1,3-butadiene  
butylcyclohexane  
cyclohexane  
*n*-decane  
2,3-dimethylheptane  
2,3-dimethylpentane  
*n*-dodecane  
ethylbenzene  
*n*-heptane  
*n*-hexane  
isopentane  
isopropylbenzene  
*p*-isopropyltoluene  
methyl *tert*-butyl ether  
1-methyl-3-ethylbenzene  
naphthalene  
*n*-nonane  
*n*-octane  
toluene  
1,2,3-trimethylbenzene  
1,3,5-trimethylbenzene  
*n*-undecane  
*o*-xylene  
*m/p*-xylene (combined)

#### cylinder design



**Spectra (Linde)  
104 L Cylinders:**  
Aluminum construction  
Size: 8 x 24 cm  
Volume/Pressure:  
104 liters of gas @ 1,800 psi  
CGA-180 outlet fitting.  
Weight: 1.5 lb/0.7 kg



**Scotty (Air Liquide)  
110 L Cylinders:**  
Aluminum construction  
Size: 8.3 x 29.5 cm  
Volume/Pressure:  
110 liters of gas @ 1,800 psi  
CGA-180 outlet fitting.  
Weight: 2.2 lb/1 kg  
U.S. DOT Specs: 3AL2216

1 ppm in nitrogen, 104 liters @ 1,800 psi  
cat.# 34540 (ea.)

100 ppb in nitrogen, 110 liters @ 1,500psi  
cat.# 26366 (ea.)

100 ppb in nitrogen, 110 liters @ 1,500 psig (Pi-marked cylinder)  
cat.# 34540-PI (ea.)



No data pack available.

Gas standards are subject to hazardous materials shipping fees by most freight carriers. All calibration gas standards are nonreturnable due to DOT hazardous shipping requirements.

#### MA EPH Aromatic Hydrocarbon Standard

(17 components)

acenaphthene	dibenzo(a,h)anthracene
acenaphthylene	fluoranthene
anthracene	fluorene
benzo(a)anthracene	indeno(1,2,3-cd)pyrene
benzo(a)pyrene	2-methylnaphthalene
benzo(b)fluoranthene	naphthalene
benzo(k)fluoranthene	phenanthrene
benzo(ghi)perylene	pyrene
chrysene	

1,000 µg/mL each in methylene chloride, 1 mL/ampul  
cat.# 31458 (ea.)

#### MA EPH Aliphatic Hydrocarbon Standard

(14 components)

<i>n</i> -nonane (C9)	<i>n</i> -eicosane (C20)
<i>n</i> -decane (C10)	<i>n</i> -docosane (C22)
<i>n</i> -dodecane (C12)	<i>n</i> -tetracosane (C24)
<i>n</i> -tetradecane (C14)	<i>n</i> -hexacosane (C26)
<i>n</i> -hexadecane (C16)	<i>n</i> -octacosane (C28)
<i>n</i> -octadecane (C18)	<i>n</i> -triacontane (C30)
<i>n</i> -nonadecane (C19)	<i>n</i> -hexatriacontane (C36)

1,000 µg/mL each in hexane, 1 mL/ampul  
cat.# 31459 (ea.)

#### MA EPH Matrix Spike Mix (10 components)

<i>n</i> -nonane (C9)	acenaphthene
<i>n</i> -tetradecane (C14)	anthracene
<i>n</i> -nonadecane (C19)	chrysene
<i>n</i> -eicosane (C20)	naphthalene
<i>n</i> -octacosane (C28)	pyrene

250 µg/mL each in acetone, 1 mL/ampul  
cat.# 31460 (ea.)

#### 5-α-Androstane

2,000 µg/mL in methylene chloride, 1 mL/ampul  
cat.# 31065 (ea.)

#### MA EPH Surrogate Spike Mix (2 components)

1-chlorooctadecane  
*o*-terphenyl  
4,000 µg/mL each in acetone, 1 mL/ampul  
cat.# 31479 (ea.)

#### 1-Chlorooctadecane

10,000 µg/mL in methylene chloride, 1 mL/ampul  
cat.# 31098 (ea.)

#### Naphthalene-d8

2,000 µg/mL in methylene chloride, 1 mL/ampul  
cat.# 31043 (ea.)

#### MA Fractionation Surrogate Spike Mix (2 components)

2-bromonaphthalene  
2-fluorobiphenyl  
4,000 µg/mL each in hexane, 1 mL/ampul  
cat.# 31480 (ea.)

#### MA Fractionation Check Mix (31 components)

<b>PAHs:</b>	<b>Hydrocarbons:</b>
acenaphthene	<i>n</i> -nonane (C9)
acenaphthylene	<i>n</i> -decane (C10)
anthracene	<i>n</i> -dodecane (C12)
benzo(a)anthracene	<i>n</i> -tetradecane (C14)
benzo(a)pyrene	<i>n</i> -hexadecane (C16)
benzo(b)fluoranthene	<i>n</i> -octadecane (C18)
benzo(k)fluoranthene	<i>n</i> -nonadecane (C19)
benzo(ghi)perylene	<i>n</i> -eicosane (C20)
chrysene	<i>n</i> -docosane (C22)
dibenzo(a,h)anthracene	<i>n</i> -tetracosane (C24)
fluoranthene	<i>n</i> -hexacosane (C26)
fluorene	<i>n</i> -octacosane (C28)
indeno(1,2,3-cd)pyrene	<i>n</i> -triacontane (C30)
2-methylnaphthalene	<i>n</i> -hexatriacontane (C36)
naphthalene	
phenanthrene	
pyrene	

25 µg/mL each in hexane, 1 mL/ampul  
cat.# 31481 (ea.)



## State-Specific Methods

### State-Specific Methods, *cont.*

#### Michigan

##### Michigan GRO Mix (14 components)

benzene	naphthalene
1,2-dibromoethane	toluene
1,2-dichloroethane	1,2,4-trimethylbenzene
ethylbenzene	1,3,5-trimethylbenzene
isopropylbenzene	<i>m</i> -xylene
2-methylnaphthalene	<i>o</i> -xylene
methyl <i>tert</i> -butyl-ether (MTBE)	<i>p</i> -xylene

2,000 µg/mL each in P&T methanol, 1 mL/ampul  
cat.# 30468 (ea.)

#### Mississippi

##### DRO Mix (Tennessee/Mississippi) (16 components)

<i>n</i> -decane (C10)	<i>n</i> -octadecane (C18)
<i>n</i> -undecane (C11)	<i>n</i> -nonadecane (C19)
<i>n</i> -dodecane (C12)	<i>n</i> -eicosane (C20)
<i>n</i> -tridecane (C13)	<i>n</i> -heneicosane (C21)
<i>n</i> -tetradecane (C14)	<i>n</i> -docosane (C22)
<i>n</i> -pentadecane (C15)	<i>n</i> -tricosane (C23)
<i>n</i> -hexadecane (C16)	<i>n</i> -tetracosane (C24)
<i>n</i> -heptadecane (C17)	<i>n</i> -pentacosane (C25)

1,000 µg/mL each in methylene chloride, 1 mL/ampul  
cat.# 31214 (ea.)

##### Gasoline Component Standard (10 components)

benzene	500 µg/mL	1,2,4-trimethylbenzene	1,000
ethylbenzene	500	2,2,4-trimethylpentane	1,500
heptane	500	<i>m</i> -xylene	1,000
2-methylpentane	1,500	<i>o</i> -xylene	1,000
toluene	1,500	<i>p</i> -xylene	1,000

10,000 µg/mL total in P&T methanol, 1 mL/ampul  
cat.# 30486 (ea.)

#### New Jersey

##### NJDEP EPH 10/08 Rev. 2 Aliphatics Calibration Standard (20 components)

<i>n</i> -nonane (C9)	<i>n</i> -hexacosane (C26)
<i>n</i> -decane (C10)	<i>n</i> -octacosane (C28)
<i>n</i> -dodecane (C12)	<i>n</i> -triacontane (C30)
<i>n</i> -tetradecane (C14)	<i>n</i> -dotriacontane (C32)
<i>n</i> -hexadecane (C16)	<i>n</i> -tetracontane (C34)
<i>n</i> -octadecane (C18)	<i>n</i> -hexatriacontane (C36)
<i>n</i> -eicosane (C20)	<i>n</i> -octatriacontane (C38)
<i>n</i> -heneicosane (C21)	<i>n</i> -tetracontane (C40)
<i>n</i> -docosane (C22)	2-methylnaphthalene
<i>n</i> -tetracosane (C24)	naphthalene

2,000 µg/mL each in hexane:carbon disulfide (80:20), 1 mL/ampul  
cat.# 30540 (ea.)

#### New Jersey, *cont.*

##### NJDEP EPH 10/08 Rev. 2 Aromatics Calibration Standard (18 components)

acenaphthene	dibenzo(a,h)anthracene
acenaphthylene	fluoranthene
anthracene	fluorene
benzo(a)anthracene	indeno(1,2,3-cd)pyrene
benzo(a)pyrene	2-methylnaphthalene
benzo(b)fluoranthene	naphthalene
benzo(ghi)perylene	phenanthrene
benzo(k)fluoranthene	pyrene
chrysene	1,2,3-trimethylbenzene

2,000 µg/mL each in methylene chloride, 1 mL/ampul  
cat.# 30541 (ea.)

##### NJDEP EPH 10/08 Rev. 2 Aliphatics Matrix Spike Mix (18 components)

<i>n</i> -nonane (C9)	<i>n</i> -tetracosane (C24)
<i>n</i> -decane (C10)	<i>n</i> -hexacosane (C26)
<i>n</i> -dodecane (C12)	<i>n</i> -octacosane (C28)
<i>n</i> -tetradecane (C14)	<i>n</i> -triacontane (C30)
<i>n</i> -hexadecane (C16)	<i>n</i> -dotriacontane (C32)
<i>n</i> -octadecane (C18)	<i>n</i> -tetracontane (C34)
<i>n</i> -eicosane (C20)	<i>n</i> -hexatriacontane (C36)
<i>n</i> -heneicosane (C21)	<i>n</i> -octatriacontane (C38)
<i>n</i> -docosane (C22)	<i>n</i> -tetracontane (C40)

200 µg/mL each in pentane, 5 mL/ampul

cat.# 30542 (ea.)

##### NJDEP EPH 10/08 Rev. 2 Aromatics Matrix Spike Mix (18 components)

acenaphthene	dibenzo(a,h)anthracene
acenaphthylene	fluoranthene
anthracene	fluorene
benzo(a)anthracene	indeno(1,2,3-cd)pyrene
benzo(a)pyrene	2-methylnaphthalene
benzo(b)fluoranthene	naphthalene
benzo(ghi)perylene	phenanthrene
benzo(k)fluoranthene	pyrene
chrysene	1,2,3-trimethylbenzene

200 µg/mL each in acetone:toluene (50:50), 5 mL/ampul

cat.# 30543 (ea.)

##### NJDEP EPH 10/08 Rev. 2 Aliphatics Fractionation Check Mix (18 components)

<i>n</i> -nonane (C9)	<i>n</i> -tetracosane (C24)
<i>n</i> -decane (C10)	<i>n</i> -hexacosane (C26)
<i>n</i> -dodecane (C12)	<i>n</i> -octacosane (C28)
<i>n</i> -tetradecane (C14)	<i>n</i> -triacontane (C30)
<i>n</i> -hexadecane (C16)	<i>n</i> -dotriacontane (C32)
<i>n</i> -octadecane (C18)	<i>n</i> -tetracontane (C34)
<i>n</i> -eicosane (C20)	<i>n</i> -hexatriacontane (C36)
<i>n</i> -heneicosane (C21)	<i>n</i> -octatriacontane (C38)
<i>n</i> -docosane (C22)	<i>n</i> -tetracontane (C40)

400 µg/mL each in hexane, 5 mL/ampul

cat.# 30544 (ea.)



## State-Specific Methods, *cont.*

### New Jersey, *cont.*

#### NJDEP EPH 10/08 Rev. 2 Aromatics Fractionation

##### Check Mix (16 components)

acenaphthene	chrysene
acenaphthylene	dibenzo(a,h)anthracene
anthracene	fluoranthene
benzo(a)anthracene	fluorene
benzo(a)pyrene	indeno(1,2,3-cd)pyrene
benzo(b)fluoranthene	phenanthrene
benzo(ghi)perylene	pyrene
benzo(k)fluoranthene	1,2,3-trimethylbenzene

400 µg/mL each in hexane:toluene (50:50), 5 mL/ampul  
cat.# 30545 (ea.)

### Northwest U.S. Regional Method (Oregon & Washington)

Also see Washington, page 567.

#### Glycols Standard (2 components)

ethylene glycol  
propylene glycol

50,000 µg/mL each in DI water, 1 mL/ampul  
cat.# 30471 (ea.)

#### NW TPH-Dx Surrogate Mix Standards

Volume is 1 mL/ampul. Concentration is µg/mL.

Compound	CAS #	Solvent	Conc.	cat.#
2-fluorobiphenyl	321-60-8	D	10,000	31096
<i>o</i> -terphenyl	84-15-1	D	10,000	31097
<i>p</i> -terphenyl	92-94-4	D	10,000	31095
pentacosane (C25)	629-99-2	D	10,000	31487

D = methylene chloride

### Pennsylvania

#### PA DEP UST Standard (11 components)

benzene	naphthalene
1,2-dibromoethane	toluene
1,2-dichloroethane	<i>m</i> -xylene
ethylbenzene	<i>o</i> -xylene
isopropyl benzene	<i>p</i> -xylene
methyl <i>tert</i> -butyl ether (MTBE)	

2,000 µg/mL each in P&T methanol, 1 mL/ampul  
cat.# 30433 (ea.)

### Tennessee/Mississippi

#### DRO Mix (Tennessee/Mississippi) (16 components)

<i>n</i> -decane (C10)	<i>n</i> -octadecane (C18)
<i>n</i> -undecane (C11)	<i>n</i> -nonadecane (C19)
<i>n</i> -dodecane (C12)	<i>n</i> -eicosane (C20)
<i>n</i> -tridecane (C13)	<i>n</i> -heneicosane (C21)
<i>n</i> -tetradecane (C14)	<i>n</i> -docosane (C22)
<i>n</i> -pentadecane (C15)	<i>n</i> -tricosane (C23)
<i>n</i> -hexadecane (C16)	<i>n</i> -tetracosane (C24)
<i>n</i> -heptadecane (C17)	<i>n</i> -pentacosane (C25)

1,000 µg/mL each in methylene chloride, 1 mL/ampul  
cat.# 31214 (ea.)

#### Gasoline Component Standard (10 components)

benzene	500 µg/mL	1,2,4-trimethylbenzene	1,000
ethylbenzene	500	2,2,4-trimethylpentane	1,500
heptane	500	<i>m</i> -xylene	1,000
2-methylpentane	1,500	<i>o</i> -xylene	1,000
toluene	1,500	<i>p</i> -xylene	1,000

10,000 µg/mL total in P&T methanol, 1 mL/ampul  
cat.# 30486 (ea.)



## Request Restek Technical Literature

Sign up to receive special offers and technical articles from Restek.

www.restek.com/subscribe





## State-Specific Methods

### State-Specific Methods, *cont.*

#### Texas

##### Texas TNRCC Method 1006

###### TNRCC 1006 Retention Time Marker Mix (9 components)

<i>n</i> -hexane (C6)	<i>n</i> -hexadecane (C16)
<i>n</i> -heptane (C7)	<i>n</i> -heneicosane (C21)
<i>n</i> -octane (C8)	<i>n</i> -octacosane (C28)
<i>n</i> -decane (C10)	<i>n</i> -pentatriacontane (C35)
<i>n</i> -dodecane (C12)	

200 µg/mL in pentane, 1 mL/ampul

cat.# 31814 (ea.)

##### Texas TNRCC Method 1005

###### TNRCC 1005 Retention Time Markers Mix

(4 components)

<i>n</i> -hexane (C6)	<i>n</i> -octacosane (C28)
<i>n</i> -dodecane (C12)	<i>n</i> -pentatriacontane (C35)

200 µg/mL each in pentane, 1 mL/ampul

cat.# 31698 (ea.)

###### TX TPH Locator Mix (3 components)

<i>n</i> -hexane (C6)	<i>n</i> -octacosane (C28)
<i>n</i> -decane (C10)	

200 µg/mL each in pentane, 1 mL/ampul

cat.# 31482 (ea.)

###### TX TPH Calibration Mix (2 components)

diesel fuel #2 composite  
unleaded gasoline composite

10,000 µg/mL each in pentane, 1 mL/ampul

cat.# 31483 (ea.)

###### TX TPH Matrix Spike Mix (2 components)

diesel fuel #2 composite  
unleaded gasoline composite

10,000 µg/mL each in P&T methanol, 1 mL/ampul

cat.# 31484 (ea.)

##### Texas TNRCC Method 1005, *cont.*

###### Alternate Boiling Point/Carbon Number Distribution Marker Stock Standard (9 components)

<i>n</i> -hexane (C6)	<i>n</i> -heneicosane (C21)
<i>n</i> -octane (C8)	<i>n</i> -octacosane (C28)
<i>n</i> -decane (C10)	<i>n</i> -pentatriacontane (C35)
<i>n</i> -dodecane (C12)	<i>n</i> -hexatriacontane (C36)
<i>n</i> -hexadecane (C16)	

200 µg/mL each in pentane, 1 mL/ampul

cat.# 31639 (ea.)

###### α,α,α-Trifluorotoluene

2,000 µg/mL in P&T methanol, 1 mL/ampul

cat.# 30048 (ea.)

2,500 µg/mL in P&T methanol, 1 mL/ampul

cat.# 30068 (ea.)

10,000 µg/mL in P&T methanol, 1 mL/ampul

cat.# 30083 (ea.)

###### 1-Chlorooctane

10,000 µg/mL in P&T methanol, 1 mL/ampul

cat.# 30084 (ea.)

###### 1-Chlorooctadecane

10,000 µg/mL in methylene chloride, 1 mL/ampul

cat.# 31098 (ea.)

Don't see the UST mix you need?

We can custom blend a UST mix to meet the requirements of your method.

[www.restek.com/solutions](http://www.restek.com/solutions)

## State-Specific Methods, *cont.*

### Washington

Also see Northwest U.S. Regional Method, page 565.

#### WA VPH Marker Standard (9 components)

<i>n</i> -pentane (C5)	1-methylnaphthalene
<i>n</i> -hexane (C6)	naphthalene
<i>n</i> -octane (C8)	toluene
<i>n</i> -decane (C10)	1,2,3-trimethylbenzene
<i>n</i> -dodecane (C12)	

1,000 µg/mL each in P&T methanol, 1 mL/ampul  
cat.# 30450 (ea.)

#### WA VPH Standard (15 components)

<i>n</i> -pentane (C5)	methyl <i>tert</i> -butyl ether (MTBE)
<i>n</i> -hexane (C6)	naphthalene
<i>n</i> -octane (C8)	toluene
<i>n</i> -decane (C10)	1,2,3-trimethylbenzene
<i>n</i> -dodecane (C12)	<i>m</i> -xylene
benzene	<i>o</i> -xylene
ethylbenzene	<i>p</i> -xylene
1-methylnaphthalene	

1,000 µg/mL each in P&T methanol, 1 mL/ampul  
cat.# 30451 (ea.)

#### WA EPH Aromatic Hydrocarbon Mix (6 components)

acenaphthene	pyrene
benzo(ghi)perylene	toluene
naphthalene	1,2,3-trimethylbenzene

1,000 µg/mL each in methylene chloride, 1 mL/ampul  
cat.# 31488 (ea.)

#### WA EPH Aliphatic Hydrocarbon Mix (6 components)

<i>n</i> -octane (C8)	<i>n</i> -hexadecane (C16)
<i>n</i> -decane (C10)	<i>n</i> -heneicosane (C21)
<i>n</i> -dodecane (C12)	<i>n</i> -tetratriacontane (C34)

1,000 µg/mL each in hexane, 1 mL/ampul  
cat.# 31489 (ea.)

#### WA EPH Aromatic Hydrocarbon Standard

(18 components)

acenaphthene	dibenzo(a,h)anthracene
acenaphthylene	fluoranthene
anthracene	fluorene
benzo(a)anthracene	indeno(1,2,3-cd)pyrene
benzo(a)pyrene	2-methylnaphthalene
benzo(b)fluoranthene	naphthalene
benzo(k)fluoranthene	phenanthrene
benzo(ghi)perylene	pyrene
chrysene	1,2,3-trimethylbenzene

1,000 µg/mL each in methylene chloride, 1 mL/ampul  
cat.# 31469 (ea.)

#### WA EPH Matrix Spike Mix (10 components)

<i>n</i> -decane (C10)	anthracene
<i>n</i> -dodecane (C12)	benzo(a)pyrene
<i>n</i> -hexadecane (C16)	benzo(ghi)perylene
<i>n</i> -heneicosane (C21)	naphthalene
acenaphthene	pyrene

250 µg/mL each in acetone, 1 mL/ampul  
cat.# 31490 (ea.)

### Washington, *cont.*

#### WA EPH Fractionation Check Mix (22 components)

<i>n</i> -octane (C8)	benzo(b)fluoranthene
<i>n</i> -decane (C10)	benzo(k)fluoranthene
<i>n</i> -dodecane (C12)	benzo(ghi)perylene
<i>n</i> -hexadecane (C16)	chrysene
<i>n</i> -heneicosane (C21)	dibenzo(a,h)anthracene
<i>n</i> -tetratriacontane (C34)	fluoranthene
acenaphthene	fluorene
acenaphthylene	indeno(1,2,3-cd)pyrene
anthracene	naphthalene
benzo(a)anthracene	phenanthrene
benzo(a)pyrene	pyrene

25 µg/mL each in hexane, 1 mL/ampul  
cat.# 31491 (ea.)

### Wisconsin

#### PVOC/GRO Mix (Wisconsin) (10 components)

benzene	1,2,4-trimethylbenzene
ethylbenzene	1,3,5-trimethylbenzene
methyl <i>tert</i> -butyl ether (MTBE)	<i>m</i> -xylene
naphthalene	<i>o</i> -xylene
toluene	<i>p</i> -xylene

1,000 µg/mL each in P&T methanol, 1 mL/ampul  
cat.# 30095 (ea.)

#### DRO Mix (EPA/Wisconsin) (10 components)

<i>n</i> -decane (C10)	<i>n</i> -eicosane (C20)
<i>n</i> -dodecane (C12)	<i>n</i> -docosane (C22)
<i>n</i> -tetradecane (C14)	<i>n</i> -tetracosane (C24)
<i>n</i> -hexadecane (C16)	<i>n</i> -hexacosane (C26)
<i>n</i> -octadecane (C18)	<i>n</i> -octacosane (C28)

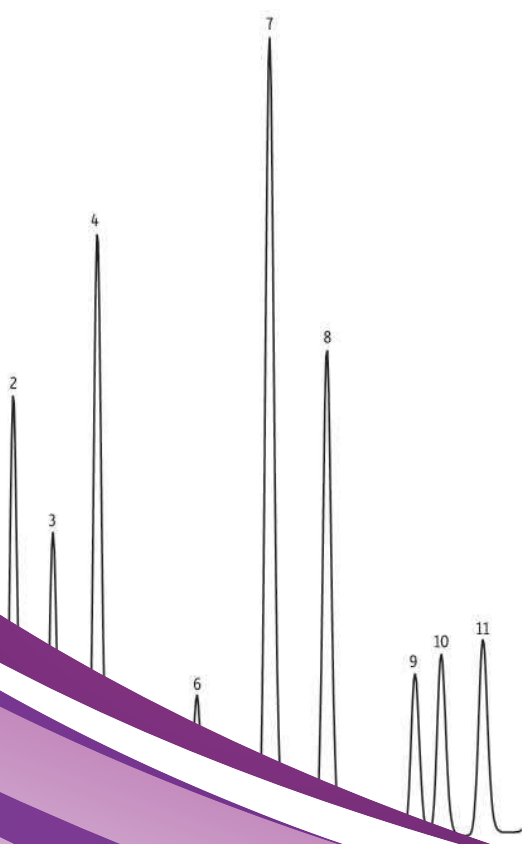
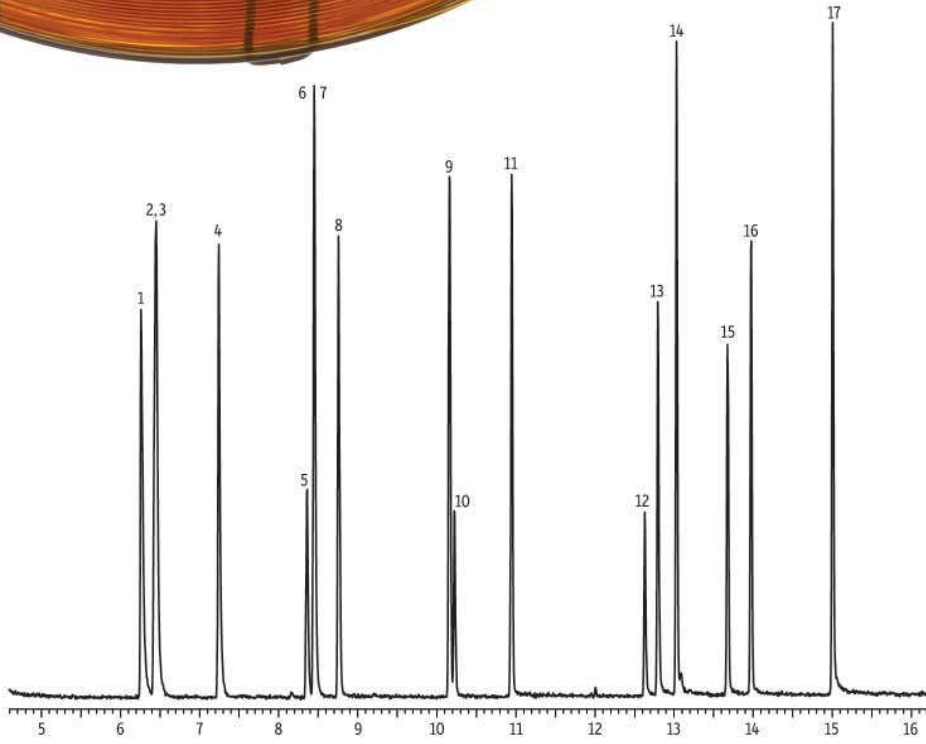
2,000 µg/mL each in methylene chloride, 1 mL/ampul  
cat.# 31064 (ea.)

**NEW!**

Compound Index  
for Reference  
Standards



See pages 730–736.



# Chromatograms

## GC Chromatograms

GC Chromatograms by Column Phase.....	571–572
Clinical.....	573–582
<i>Amphetamines, Barbiturates, Basic Drugs, Benzodiazepines, Cannabinoids, Cocaine, Cold Medications, Opiates, Phenothiazines, Sympathomimetic Amines</i>	
Environmental .....	583–625
<i>Air, Brominated Flame Retardants, Dioxins/Furans, Explosives, Gasoline Range Organics (GRO), Glycols, Haloacetic Acids, Herbicides, PCB Mixtures, Pesticides, Semivolatiles, Volatiles</i>	
Food Safety .....	626–631
<i>Food Contaminants, Packaging Volatiles, PAHs</i>	
Foods, Flavors, & Fragrances .....	632–647
<i>Cholesterols, Dietary Supplements, Essential Oils, FAMES, Fatty Acids, Flavors, Food Testing, Fragrances, Preservatives</i>	
Forensics .....	648–653
<i>Arson Accelerants, Blood Alcohols, GHB/GBL, Glycols, Inhalants</i>	
Petroleum & Petrochemical .....	654–679
<i>Fuels, Hydrocarbon Gases, Hydrocarbons, Hydrocarbons (High-Temperature), Hydrocarbons (Simulated Distillation), Permanent Gases, Sulfur Compounds</i>	
Pharmaceutical.....	680–684
<i>Organic Volatile Impurities/Residual Solvents</i>	
Solvents & Chemicals.....	685–689
<i>Aldehydes, Amines, Ketones, Solvents</i>	

## LC Chromatograms

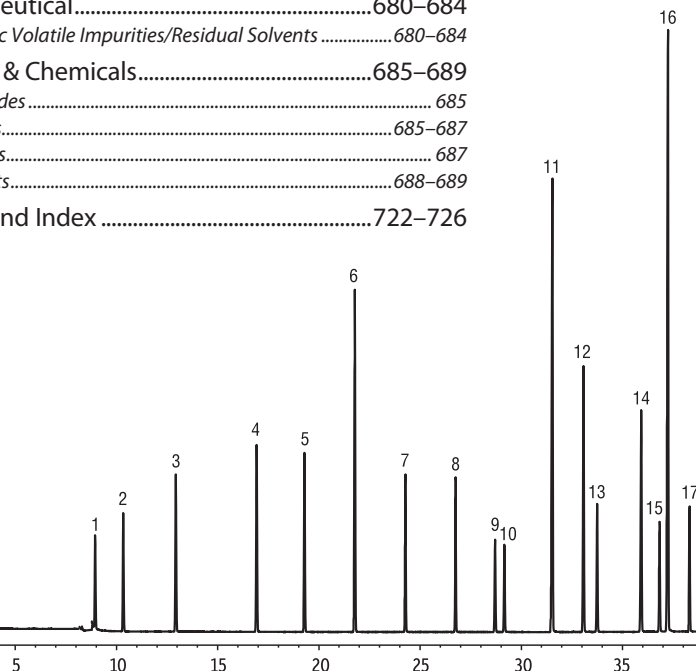

LC Chromatograms by Column Phase .....	691
Biotechnology.....	692–693
<i>Amino Acids, Oxytocin, Peptides, Proteins</i>	
Clinical.....	694–699
<i>Benzodiazepines, Cannabinoids, Drugs of Abuse, Drug Monitoring, Steroids</i>	
Environmental .....	700–707
<i>Aldehydes, Explosives, Herbicides, Ketones, Pesticides, Polycyclic Aromatic Hydrocarbons (PAHs)</i>	
Food Quality .....	708–710
<i>Dietary Supplements, Flavor Compounds, Preservatives, Vitamins</i>	
Food Safety .....	711–717
<i>Drug Residues, Food Contaminants</i>	
Pharmaceutical.....	718–721
<i>Chemistry, Manufacturing &amp; Control (CMC) Compounds</i>	

## Compound Index

GC .....	722–726
LC .....	728–729

# GC Chromatograms

GC Chromatograms by Column Phase.....	571–572	Foods, Flavors, & Fragrances .....	632–647
Clinical.....	573–582	Cholesterols.....	632
Amphetamines.....	573	Dietary Supplements.....	633
Barbiturates.....	573–574	Essential Oils.....	634–635
Basic Drugs.....	575–576	FAMES.....	636–640
Benzodiazepines.....	576–577	Fatty Acids.....	641
Cannabinoids.....	577	Flavors.....	642–644
Cocaine.....	578	Food Testing.....	645
Cold Medications.....	578–579	Fragrances.....	645–646
Opiates.....	579	Preservatives.....	647
Phenothiazines.....	580	Forensics.....	648–653
Sympathomimetic Amines.....	580–582	Arson Accelerants.....	648–649
Environmental.....	583–625	Blood Alcohols.....	650
Air.....	583–585	GHB/GBL.....	651
Brominated Flame Retardants.....	586, 603–604	Glycols.....	652
Dioxins/Furans.....	587–589	Inhalants.....	653
Explosives.....	590	Petroleum & Petrochemical.....	654–679
Gasoline Range Organics (GRO).....	591	Fuels.....	654–656
Glycols.....	592–593	Hydrocarbon Gases.....	657–665
Haloacetic Acids.....	594	Hydrocarbons.....	666–670
Herbicides.....	595, 610	Hydrocarbons (High-Temperature).....	671–674
PAHs.....	596	Hydrocarbons (Simulated Distillation).....	675–676
PCB Mixtures.....	596–604	Permanent Gases.....	677–679
Pesticides.....	605–611	Sulfur Compounds.....	679
Semivolatiles.....	612–619	Pharmaceutical.....	680–684
Volatiles.....	620–625	Organic Volatile Impurities/Residual Solvents.....	680–684
Food Safety.....	626–631	Solvents & Chemicals.....	685–689
Food Contaminants.....	626–628	Aldehydes.....	685
Packaging Volatiles.....	629–630	Amines.....	685–687
PAHs.....	631	Ketones.....	687
		Solvents.....	688–689
		Compound Index.....	722–726





## GC Chromatograms by Column Phase

## FUSED SILICA

## FAMEWAX

FAMEs ..... 638, 640

## MXT®-1 Sim Dist

simulated distillation ..... 675

## MXT®-1HT Sim Dist

hydrocarbons (high temp.) ..... 666–667

## MXT®-Biodiesel TG

biodiesel ..... 654–655

## Rt®-2330

FAMEs ..... 639

## Rt®-2560

FAMEs ..... 636–637, 640

## Rt®-TCEP

aromatics ..... 670

## Rtx®-1/MXT®-1

essential oils ..... 635

flavor volatiles ..... 642

hydrocarbons ..... 666

hydrocarbons (gases) ..... 657

sulfur compounds ..... 679

## Rtx®-1301

flavor volatiles ..... 643

## Rtx®-1614

brominated flame retardants ..... 586

## Rtx®-1701

barbiturates ..... 574

fragrances ..... 645

## Rtx®-20

antioxidants ..... 647

## Rtx®-200

benzodiazepines ..... 576

dietary supplements ..... 633

explosives ..... 590

fatty acids (free) ..... 641

food contaminants ..... 627–628

glycols ..... 592

pharmaceuticals (basic) ..... 575–576, 581

sympathomimetic amines ..... 581

## Rtx®-2887

simulated distillation ..... 675

## Rtx®-35

barbiturates ..... 573–574

pharmaceuticals (acidic, neutral) ..... 573–574

pharmaceuticals (basic) ..... 576

## Rtx®-35 Amine

amines ..... 686

cold medications ..... 579

pharmaceuticals (basic) ..... 579–580

sympathomimetic amines ..... 580

## Rtx®-5 Amine

amines ..... 685

cold medications ..... 578

pharmaceuticals (basic) ..... 578, 581

sympathomimetic amines ..... 581

## Rtx®-5/MXT®-5

essential oils ..... 634

pharmaceuticals (basic) ..... 575, 580, 582

sympathomimetic amines ..... 582

## Rtx®-5MS

food contaminants ..... 626

volatiles (food packaging) ..... 629–630

## Rtx®-624

semivolatiles ..... 616

## Rtx®-65TG

food testing ..... 645

## Rtx®-BAC Plus 1/Rtx®-BAC Plus 2

blood alcohol ..... 650

GHB, GBL ..... 651

glycols ..... 652

inhalants ..... 653

## Rtx®-Biodiesel TG

biodiesel ..... 654

## Rtx®-CLPesticides/Rtx®-CLPesticides2

haloacetic acids ..... 594

herbicides ..... 595

organochlorine pesticides ..... 605–608

PCBs ..... 598–599

pesticides & herbicides ..... 609–610

## Rtx®-DHA-100

hydrocarbons  
(detailed gasoline analysis) ..... 668–669

## Rtx®-Dioxin2

dioxins ..... 587

furans ..... 587

## Rtx®-Mineral Oil

C10–C40 alkanes ..... 673

diesel ..... 672–673

mineral oil ..... 672

motor oil ..... 672–673

## Rtx®-OPPesticides/

Rtx®-OPPesticides2

organophosphorus pesticides ..... 611

## Rtx®-PCB

PCBs ..... 600–602

## Rtx®-VMS

volatiles ..... 623–625

## Rtx®-Volatile Amines

amines ..... 686

## Rtx®-WAX/MXT®-WAX

FAMEs ..... 637, 639

glycols ..... 592

## Rxi®-1ms

diesel, motor oil ..... 591, 649

food contaminants ..... 626

fragrance allergens ..... 646

hydrocarbons (accelerants) ..... 648–649

Mass APH ..... 585

petroleum hydrocarbons ..... 591

sulfur compounds ..... 679

TO-15 VOCs ..... 584

## Rxi®-17

fragrance allergens ..... 646

## Rxi®-17Sil MS

brominated flame retardants ..... 603–604

PAHs ..... 614–615, 626

PCBs ..... 603–604

## Rxi®-5HT

C10–C40 alkanes ..... 671

crude oil ..... 671, 674

diesel ..... 671

gasoline ..... 671

kerosene ..... 671

## Rxi®-5ms

cholesterols ..... 632

## Rxi®-5Sil MS

amphetamines ..... 573

benzodiazepines ..... 577

cannabinoids ..... 577

cocaine & metabolites ..... 578

dietary supplements ..... 633

dioxins & furans ..... 588–589

food contaminants ..... 627–628

opiates, extracted from blood ..... 579

polycyclic aromatic hydrocarbons ..... 613

semivolatiles ..... 617–619

## Rxi®-624Sil MS

residual solvents ..... 680–682

semivolatiles ..... 612, 616

TO-15 VOCs ..... 583

volatile organics ..... 622

## Rxi®-PAH

PAHs ..... 631

## Rxi®-XLB

brominated flame retardants ..... 603–604

PAHs ..... 596

PCBs ..... 596–597, 603–604

## Stabilwax®

acrylamide ..... 628

essential oils ..... 634–635

FAMEs ..... 639, 656

flavor volatiles ..... 642

food contaminants ..... 628

glycols ..... 593

residual solvents ..... 680–682

## Stabilwax®-DA

fatty acids (free) ..... 641

flavor volatiles ..... 644

## GC Chromatograms by Column Phase, *cont'd*

### PACKED

#### D3606 Application Column

hydrocarbons.....670

#### Molesieve 13X

permanent gases.....677

#### Molesieve 5A

permanent gases.....677

#### Refinery Gas Column Set

hydrocarbon gases .....664

#### Rtx®-1 SimDist 2887

simulated distillation .....676

### PACKED/MICROPACKED

#### Rt®-XLSulfur

sulfurs in beverages.....643

#### ShinCarbon ST

hydrocarbon gases ..... 659, 677

permanent gases.....677

### PLOT

#### MXT®-Msieve 5A

permanent gases.....679

#### MXT®-Q-BOND

solvents.....689

#### Rt®-Alumina BOND/CFC

chlorinated fluorocarbons .....687

hydrocarbon gases .....658

#### Rt®-Alumina BOND/KCl

hydrocarbon gases .....657, 660, 664

#### Rt®-Alumina BOND/MAPD

hydrocarbon gases ..... 658, 661–662

#### Rt®-Alumina BOND/Na<sub>2</sub>SO<sub>4</sub>

hydrocarbon gases ..... 659–661, 663

natural gas .....660

#### Rt®-Msieve 5A

permanent gases.....678

#### Rt®-Q-BOND

solvents.....689

#### Rt®-QS-BOND

hydrocarbon gases ..... 659, 665

ketones.....687

solvents.....688

#### Rt®-S-BOND

solvents.....688

#### Rt®-U-BOND

aldehydes.....685


## EPA Methods Chart

Method #	Method Title.....	Page #
504.1	1,2-Dibromoethane & 1,2-Dibromo-3-Chloropropane.....	605
505	Organohalide Pesticides & PCBs.....	609
508.1	Chlorinated Pesticides.....	610
521	Nitrosamines.....	612
522	1,4-Dioxane.....	616
524.2	Volatile Organics.....	625
552.2	Haloacetic Acids.....	594
8081B	Chlorinated Pesticides.....	608
8141A	Organophosphorus Pesticides.....	611
8260	Volatile Organics.....	622–624
8270	Semivolatile Organics.....	617–618
8270 (Appendix IX)	Semivolatile Organics.....	619
TO-15	Toxic Organic Compounds in Air.....	583–584

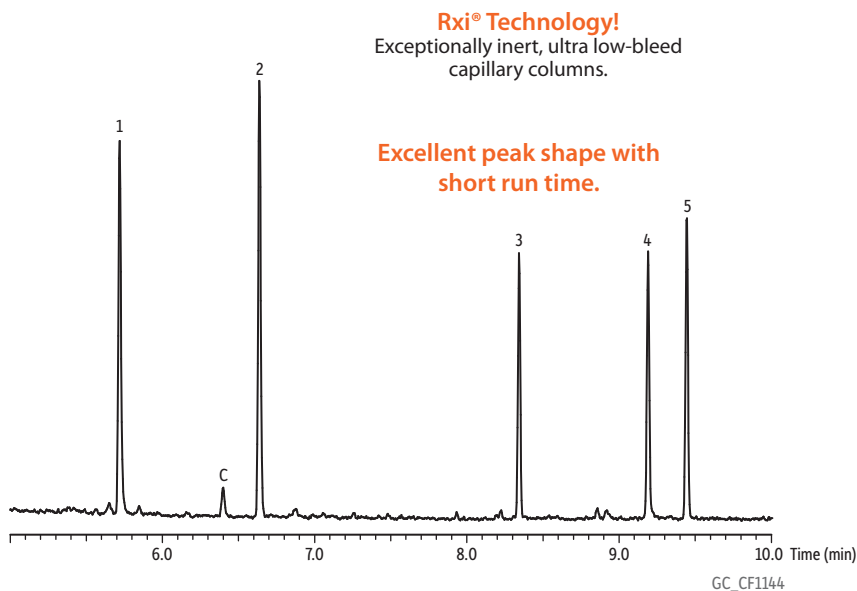
## Chromatogram Search Tool

Search by **compound name**,  
**synonym**, **CAS #**, or **keyword**

[www.restek.com/chromatograms](http://www.restek.com/chromatograms)



Derivatized Amphetamines (500 ng/mL) on Rxi®-5Sil MS



**Rxi® Technology!**  
Exceptionally inert, ultra low-bleed  
capillary columns.

**Excellent peak shape with  
short run time.**

**Peaks**

1. Amphetamine
2. Methamphetamine
3. MDA
4. MDMA
5. MDEA
- c = contaminant

**Column** Rxi®-5Sil MS, 30 m, 0.25 mm ID, 0.25 µm (cat.# 13623)

**Sample**  
Diluent: Butyl chloride  
Conc.: 500 ng/mL HFAA derivatives

**Injection**  
Inj. Vol.: 1 µL splitless (hold 1 min)  
Liner: 3.5 mm splitless taper w/wool (cat.# 22286-200.1)

Inj. Temp.: 250 °C  
Purge Flow: 28 mL/min

**Oven**  
Oven Temp: 75 °C to 300 °C at 15 °C/min  
**Carrier Gas** He, constant linear velocity  
Linear Velocity: 45 cm/sec, 13.5 psi, 93.1 kPa @ 75 °C

**Detector**  
Mode: MS  
Scan

Transfer Line  
Temp.: 250 °C  
Analyzer Type: Quadrupole

Source Temp.: 200 °C

Electron Energy: 70 eV

Solvent Delay  
Time: 4 min

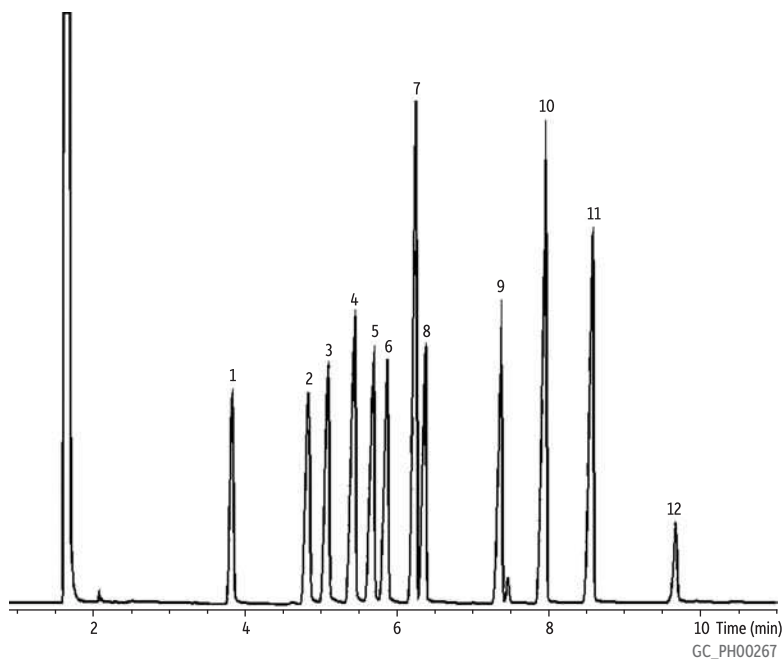
Tune Type: PFTBA

Ionization Mode: EI  
Scan Range: 40-300 amu

Scan Rate: 5 scans/sec

**Instrument** Shimadzu 2010 GC & QP2010+ MS

Underivatized Barbiturates (Acidic/Neutral Drugs) on Rtx®-35



**Separation optimized  
using Pro ezGC!**

**Peaks**

1. Barbitol
2. Aprobarbital
3. Butalbital
4. Amobarbital
5. Talbutal
6. Pentobarbital
7. Methohexital
8. Secobarbital
9. Thiopental
10. Hexobarbital
11. Mephobarbital
12. Phenobarbital

**Column** Rtx®-35, 30 m, 0.32 mm ID, 0.50 µm (cat.# 10439)  
**Sample** Barbiturates

**Injection**  
Inj. Vol.: 1.0 µL split (split ratio 30:1)  
Inj. Temp.: 300 °C

**Oven**  
Oven Temp: 210 °C (hold 2 min) to 300 °C at 7 °C/min (hold 2 min)

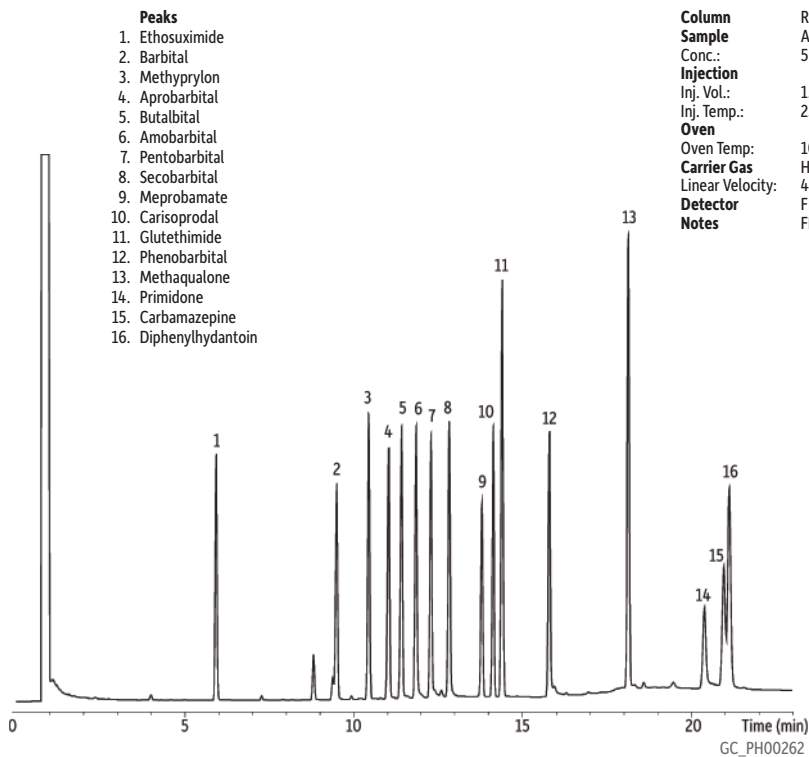
**Carrier Gas** He, constant pressure  
Linear Velocity: 35 cm/sec @ 210 °C

**Detector** FID @ 300 °C

**Notes** FID sensitivity: 5.12 x 10<sup>-10</sup> AFS

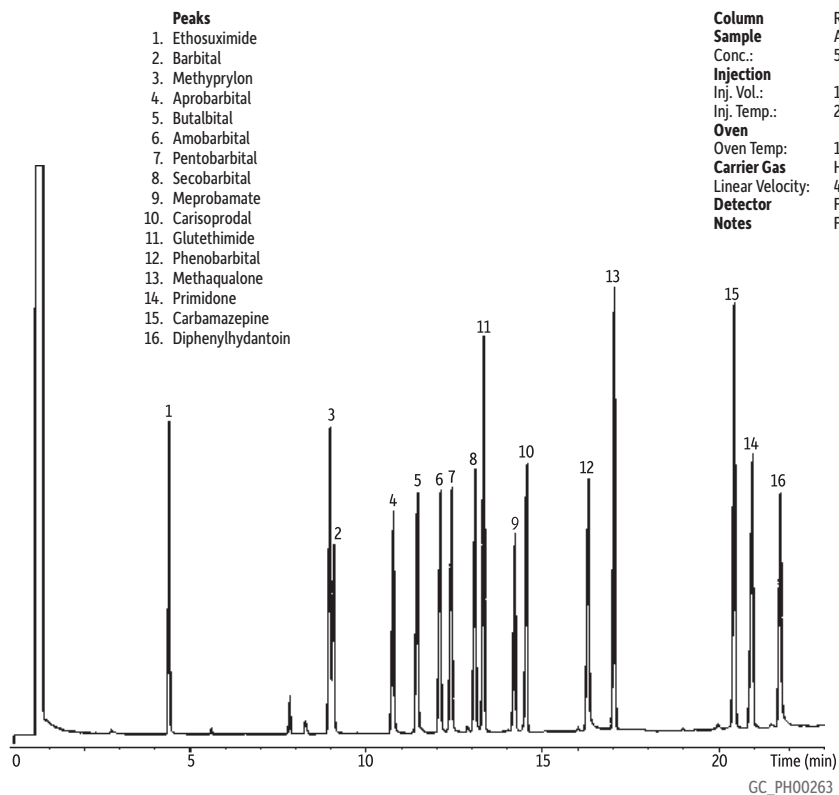


### Underivatized Barbiturates (Acidic/Neutral Drugs) on Rtx®-35



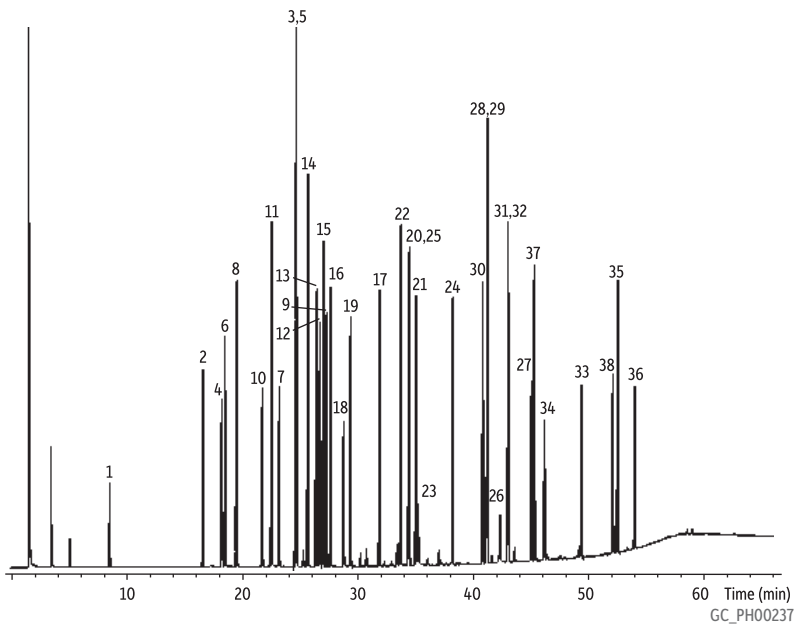
**Column** Rtx®-35, 30 m, 0.53 mm ID, 1.00 µm (cat.# 10455)  
**Sample** Acidic/neutral drugs  
**Conc.:** 50 µg/mL  
**Injection**  
**Inj. Vol.:** 1.0 µL splitless (hold 0.5 min)  
**Inj. Temp.:** 250 °C  
**Oven**  
**Oven Temp:** 100 °C to 280 °C at 10 °C/min (hold 5 min)  
**Carrier Gas** He, constant pressure  
**Linear Velocity:** 40 cm/sec @ 100 °C  
**Detector** FID @ 250 °C  
**Notes** FID sensitivity: 5.12 x 10<sup>-10</sup> AFS

### Underivatized Barbiturates (Acidic/Neutral Drugs) on Rtx®-1701



**Column** Rtx®-1701, 15 m, 0.53 mm ID, 0.50 µm (cat.# 12037)  
**Sample** Acidic/neutral drugs  
**Conc.:** 50 µg/mL  
**Injection**  
**Inj. Vol.:** 1.0 µL splitless (hold 0.5 min)  
**Inj. Temp.:** 250 °C  
**Oven**  
**Oven Temp:** 100 °C to 280 °C at 7 °C/min  
**Carrier Gas** He, constant pressure  
**Linear Velocity:** 40 cm/sec @ 100 °C  
**Detector** FID @ 275 °C  
**Notes** FID sensitivity: 5.12 x 10<sup>-10</sup> AFS

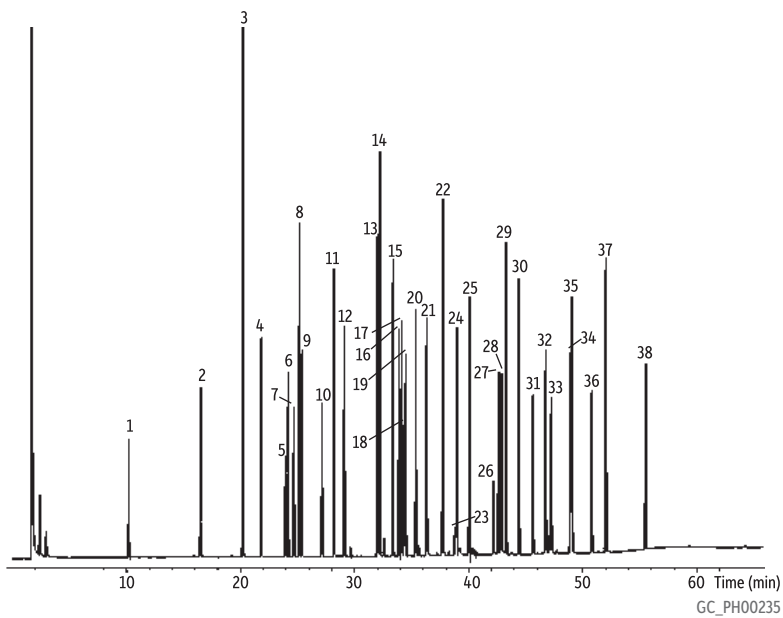
## Underivatized Mixed Basic Drugs on Rtx®-200



Peaks	
1. Nicotine	20. Bupivacaine
2. Benzocaine	21. Scopolamine
3. Cotinine	22. Codeine
4. Meperidine	23. Morphine
5. Caffeine	24. Diazepam
6. Benzphetamine	25. Chlorpromazine
7. Ketamine	26. Temazepam
8. Diphenhydramine	27. Flunitrazepam
9. Lidocaine	28. Bromazepam
10. Phenyltoloxamine	29. Prazepam
11. Tripeleennamine	30. Acetopromazine
12. Phenothiazine	31. Flurazepam
13. Dextromethorphan	32. Papaverine
14. Methadone	33. Clonazepam
15. Amitriptyline	34. Haloperidol
16. Trimipramine	35. Alprazolam
17. Tetracaine	36. Triazolam
18. Pyrilamine	37. Thioridazine
19. Medazepam	38. Trazodone

<b>Column</b>	Rtx®-200, 30 m, 0.25 mm ID, 0.25 µm (cat.# 15023)
<b>Sample</b>	Basic drug sample
<b>Conc.:</b>	1,000 ng/µL
<b>Injection</b>	
<b>Inj. Vol.:</b>	1.0 µL split (split ratio 50:1)
<b>Inj. Temp.:</b>	250 °C
<b>Oven</b>	
<b>Oven Temp:</b>	100 °C to 325 °C at 4 °C/min (hold 10 min)
<b>Carrier Gas</b>	He, constant pressure
<b>Linear Velocity:</b>	30 cm/sec @ 100 °C
<b>Detector</b>	FID @ 320 °C
<b>Notes</b>	FID sensitivity: 1.28 x 10 <sup>-10</sup> AFS

## Underivatized Mixed Basic Drugs on Rtx®-5



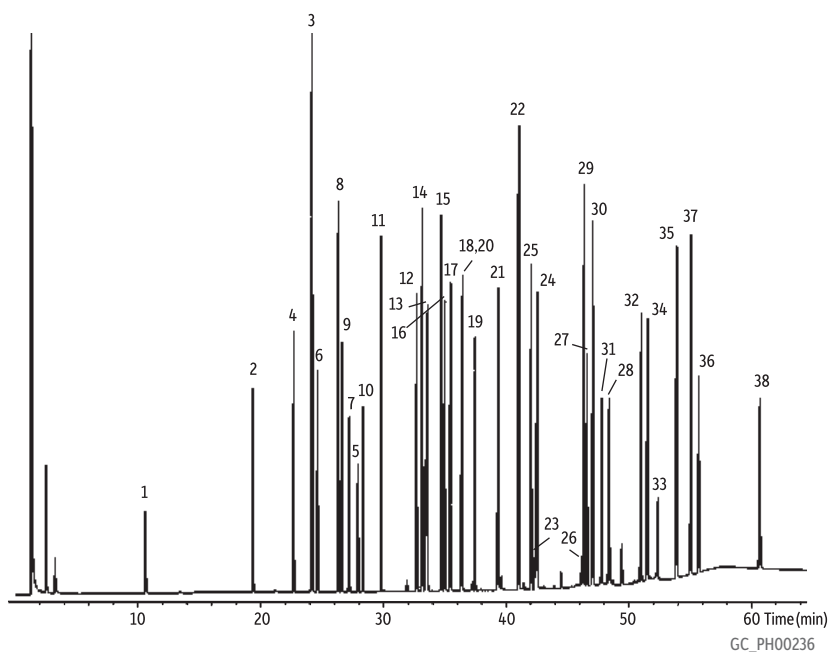
Peaks	
1. Nicotine	20. Bupivacaine
2. Benzocaine	21. Scopolamine
3. Cotinine	22. Codeine
4. Meperidine	23. Morphine
5. Caffeine	24. Diazepam
6. Benzphetamine	25. Chlorpromazine
7. Ketamine	26. Temazepam
8. Diphenhydramine	27. Flunitrazepam
9. Lidocaine	28. Bromazepam
10. Phenyltoloxamine	29. Prazepam
11. Tripeleennamine	30. Acetopromazine
12. Phenothiazine	31. Flurazepam
13. Dextromethorphan	32. Papaverine
14. Methadone	33. Clonazepam
15. Amitriptyline	34. Haloperidol
16. Trimipramine	35. Alprazolam
17. Tetracaine	36. Triazolam
18. Pyrilamine	37. Thioridazine
19. Medazepam	38. Trazodone

<b>Column</b>	Rtx®-5, 30 m, 0.25 mm ID, 0.25 µm (cat.# 10223)
<b>Sample</b>	Basic drug sample
<b>Conc.:</b>	1,000 ng/µL
<b>Injection</b>	
<b>Inj. Vol.:</b>	1.0 µL split (split ratio 50:1)
<b>Inj. Temp.:</b>	250 °C
<b>Oven</b>	
<b>Oven Temp:</b>	100 °C to 325 °C at 4 °C/min (hold 10 min)
<b>Carrier Gas</b>	He, constant pressure
<b>Linear Velocity:</b>	30 cm/sec @ 100 °C
<b>Detector</b>	FID @ 320 °C
<b>Notes</b>	FID sensitivity: 1.28 x 10 <sup>-10</sup> AFS





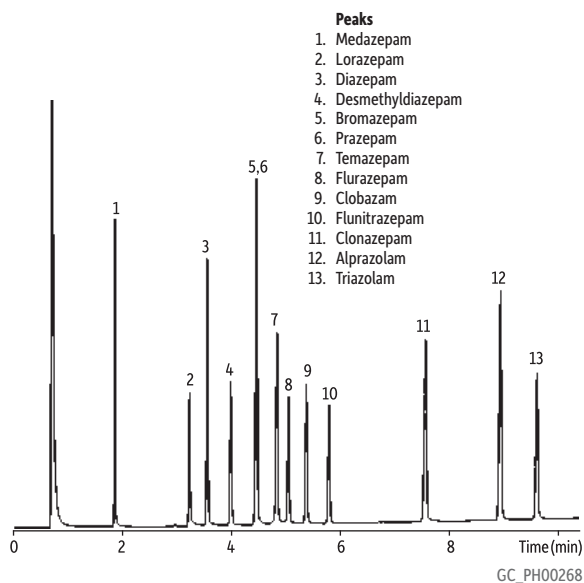
### Underivatized Mixed Basic Drugs on Rtx®-35



- Peaks**
- |                      |                    |
|----------------------|--------------------|
| 1. Nicotine          | 20. Bupivacaine    |
| 2. Benzocaine        | 21. Scopolamine    |
| 3. Cotinine          | 22. Codeine        |
| 4. Meperidine        | 23. Morphine       |
| 5. Caffeine          | 24. Diazepam       |
| 6. Benzphetamine     | 25. Chlorpromazine |
| 7. Ketamine          | 26. Temazepam      |
| 8. Diphenhydramine   | 27. Flunitrazepam  |
| 9. Lidocaine         | 28. Bromazepam     |
| 10. Phenyltoloxamine | 29. Prazepam       |
| 11. Tripelemamine    | 30. Acetopromazine |
| 12. Phenothiazine    | 31. Flurazepam     |
| 13. Dextromethorphan | 32. Papaverine     |
| 14. Methadone        | 33. Clonazepam     |
| 15. Amitriptyline    | 34. Haloperidol    |
| 16. Trimipramine     | 35. Alprazolam     |
| 17. Tetracaine       | 36. Triazolam      |
| 18. Pyrilamine       | 37. Thioridazine   |
| 19. Medazepam        | 38. Trazodone      |

**Column** Rtx®-35, 30 m, 0.25 mm ID, 0.25 µm (cat.# 10423)  
**Sample** Basic drug sample  
**Conc.:** 1,000 ng/µL  
**Injection**  
**Inj. Vol.:** 1.0 µL split (split ratio 50:1)  
**Inj. Temp.:** 250 °C  
**Oven**  
**Oven Temp:** 100 °C to 325 °C at 4 °C/min (hold 10 min)  
**Carrier Gas** He, constant pressure  
**Linear Velocity:** 30 cm/sec @ 100 °C  
**Detector** FID @ 320 °C  
**Notes** FID sensitivity: 1.28 x 10<sup>-10</sup> AFS

### Benzodiazepines (Underivatized) on Rtx®-200



- Peaks**
1. Medazepam
  2. Lorazepam
  3. Diazepam
  4. Desmethyl/diazepam
  5. Bromazepam
  6. Prazepam
  7. Temazepam
  8. Flurazepam
  9. Clobazam
  10. Flunitrazepam
  11. Clonazepam
  12. Alprazolam
  13. Triazolam

**Column** Rtx®-200, 15 m, 0.32 mm ID, 0.25 µm (cat.# 15021)  
**Sample** Benzodiazepines  
**Conc.:** 15 ng each component  
**Injection**  
**Inj. Vol.:** 1.0 µL split (split ratio 60:1)  
**Inj. Temp.:** 250 °C  
**Oven**  
**Oven Temp:** 225 °C to 325 °C at 8 °C/min  
**Carrier Gas** He, constant pressure  
**Linear Velocity:** 35 cm/sec @ 225 °C  
**Detector** FID @ 320 °C  
**Notes** FID sensitivity: 5.12 x 10<sup>-10</sup> AFS

## Looking for more?

Visit our online technical library for chromatograms based on ASTM methods, USP procedures, and other applications.

[www.restek.com/chromatograms](http://www.restek.com/chromatograms)



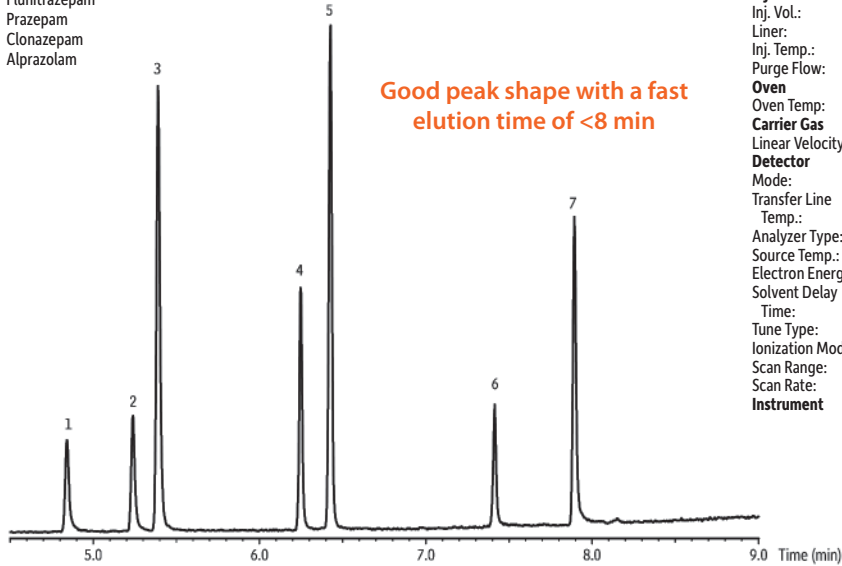
Benzodiazepines (15 µg/mL) on Rxi®-5Sil MS



- Peaks**
1. Oxazepam
  2. Lorazepam
  3. Diazepam
  4. Flunitrazepam
  5. Prazepam
  6. Clonazepam
  7. Alprazolam

**Rxi® Technology!**  
Exceptionally inert, ultra low-bleed  
capillary columns.

**Good peak shape with a fast  
elution time of <8 min**



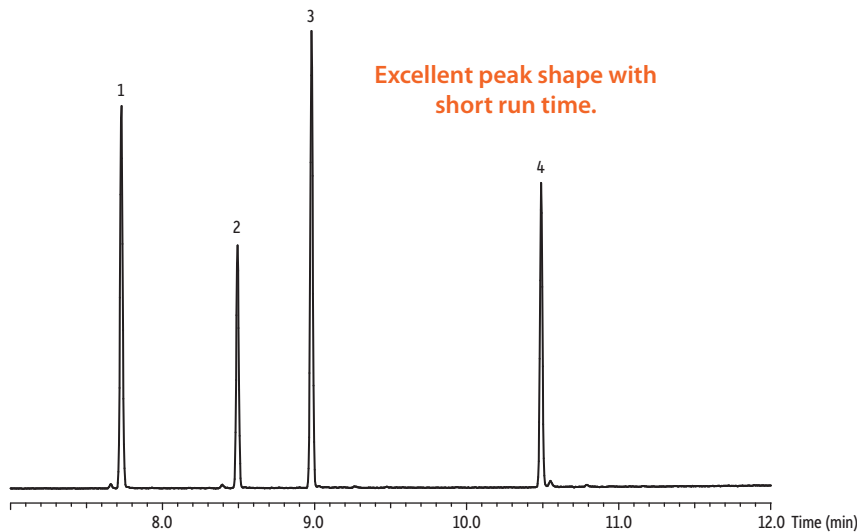
GC\_CF1148

**Column** Rxi®-5Sil MS, 30 m, 0.25 mm ID, 0.25 µm (cat.# 13623)  
**Sample**  
 Diluent: Butyl chloride  
 Conc.: 15 µg/mL  
**Injection**  
 Inj. Vol.: 1 µL splitless (hold 1 min)  
 Liner: 3.5 mm splitless taper w/wool (cat.# 22286-200.1)  
 Inj. Temp.: 280 °C  
 Purge Flow: 32.2 (20:1 split) mL/min  
**Oven**  
 Oven Temp: 200 °C to 330 °C at 15 °C/min (hold 3 min)  
**Carrier Gas**  
 He, constant linear velocity  
 Linear Velocity: 50 cm/sec, 23.7 psi, 163.4 kPa @ 200 °C  
**Detector**  
 Mode: MS  
 Transfer Line  
 Temp.: 280 °C  
**Analyzer Type:** Quadrupole  
**Source Temp.:** 200 °C  
**Electron Energy:** 70 eV  
**Solvent Delay**  
 Time: 4 min  
**Tune Type:** PFTBA  
**Ionization Mode:** EI  
**Scan Range:** 50-350 amu  
**Scan Rate:** 5 scans/sec  
**Instrument** Shimadzu 2010 GC & QP2010+ MS

Derivatized Cannabinoids (5 µg/mL) on Rxi®-5Sil MS

**Rxi® Technology!**  
Exceptionally inert, ultra low-bleed  
capillary columns.

**Excellent peak shape with  
short run time.**



GC\_CF1145

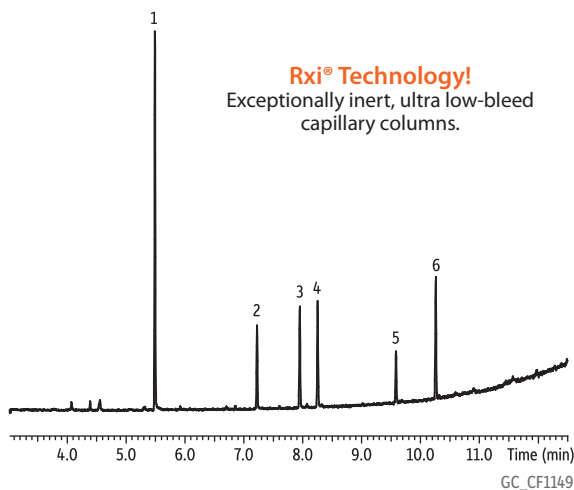
**Peaks**

1. Cannabidiol
2. delta 9 THC
3. Cannabinol
4. THC-COOH; THCA

**Column** Rxi®-5Sil MS, 30 m, 0.25 mm ID, 0.25 µm (cat.# 13623)  
**Sample**  
 Diluent: Ethyl acetate  
 Conc.: 5 µg/mL TMS derivatives  
**Injection**  
 Inj. Vol.: 1 µL splitless (hold 1 min)  
 Liner: 3.5 mm splitless taper w/wool (cat.# 22286-200.1)  
 Inj. Temp.: 250 °C  
 Purge Flow: 21.4 mL/min  
**Oven**  
 Oven Temp: 150 °C to 330 °C at 15 °C/min (hold 3 min)  
**Carrier Gas**  
 He, constant linear velocity  
 Linear Velocity: 40 cm/sec, 13.8 psi, 95.1 kPa @ 150 °C  
**Detector**  
 Mode: MS  
 Transfer Line  
 Temp.: 280 °C  
**Analyzer Type:** Quadrupole  
**Source Temp.:** 200 °C  
**Electron Energy:** 70 eV  
**Solvent Delay**  
 Time: 4 min  
**Tune Type:** PFTBA  
**Ionization Mode:** EI  
**Scan Range:** 200-500 amu  
**Scan Rate:** 5 scans/sec  
**Instrument** Shimadzu 2010 GC & QP2010+ MS

Cocaine and Metabolites (TMS Derivatives) on Rxi®-5Sil MS (100 ng/mL)

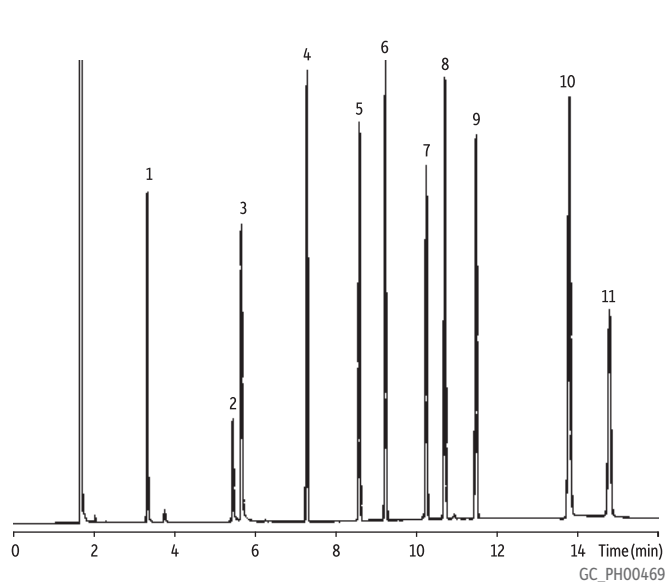
Peaks	m/z 1	m/z 2	m/z 3
1. Ecgonine methyl ester	82	96	256
2. Ecgonine	82	96	356
3. Cocaine	82	182	303
4. Cocaethylene	82	196	317
5. Benzoyllecgonine	82	96	346
6. Cannabinol*	409	--	--



**Column** Rxi®-5Sil MS, 30 m, 0.25 mm ID, 0.25 µm (cat.# 13623)  
**Sample**  
**Diluent:** Butyl chloride  
**Conc.:** 100 ng/mL  
**Injection**  
**Inj. Vol.:** 1 µL splitless (hold 1 min)  
**Liner:** Single taper w/wool (cat.# 22286-200.1)  
**Inj. Temp.:** 250 °C  
**Purge Flow:** 20 mL/min  
**Oven**  
**Oven Temp:** 100 °C to 200 °C at 30 °C/min to 300 °C at 15 °C/min  
**Carrier Gas** He, constant linear velocity  
**Linear Velocity:** 40 cm/sec, 12.5 psi, 86.2 kPa @ 100 °C  
**Detector** MS  
**Mode:** SIM  
**Transfer Line**  
**Temp.:** 310 °C  
**Source Temp.:** 250 °C  
**Solvent Delay**  
**Time:** 4 min  
**Tune Type:** PFTBA  
**Ionization Mode:** EI  
**Instrument** Shimadzu 2010 GC & QP2010+ MS  
**Notes** Samples were prepared as follows: Standards brought to dryness under nitrogen, then 50 µL BSTFA + 1% TMCS (cat.# 35606) were added. 50 µL pyridine was then added, and samples were incubated at 70 °C for 30 min. After incubation, samples were diluted with butyl chloride.

\* Cannabinol was used as a derivatization check.

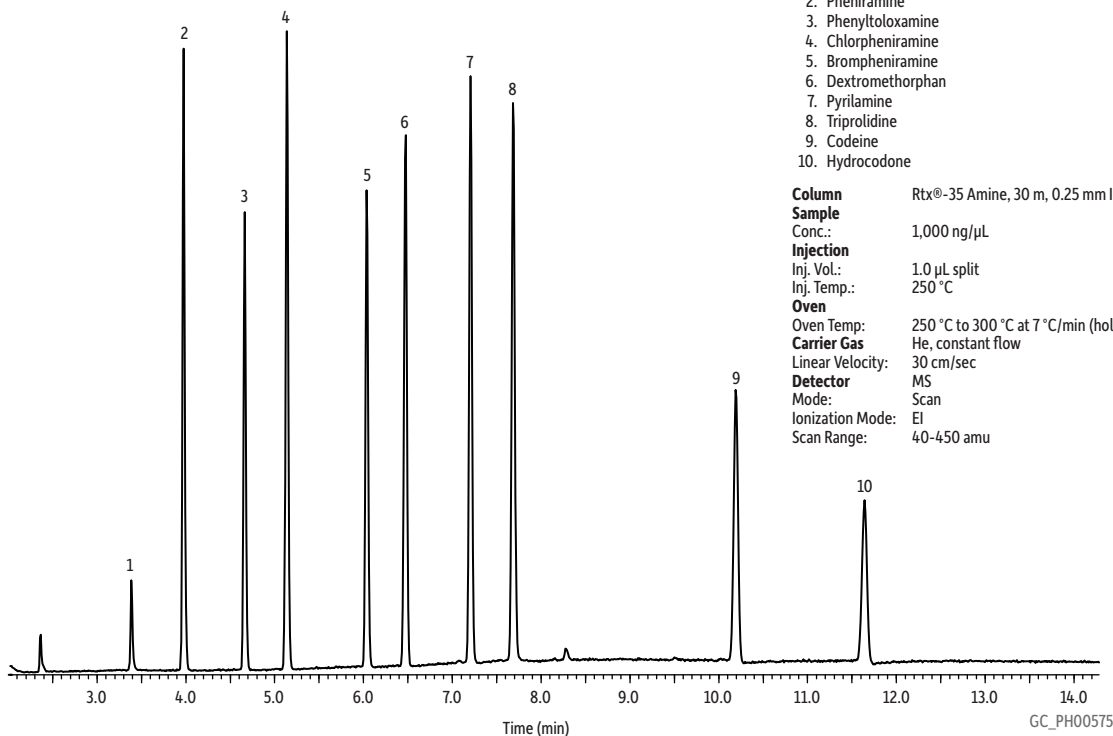
Underivatized Cold Medications (Basic Drugs) on Rtx®-5 Amine



- Peaks**
1. Phenylpropranolamine
  2. Phenylephrine
  3. Guaifenesin
  4. Pheniramine
  5. Phenyltoloxamine
  6. Chlorpheniramine
  7. Brompheniramine
  8. Dextromethorphan
  9. Pyrilamine
  10. Codeine
  11. Hydrocodone

**Column** Rtx®-5 Amine, 30 m, 0.53 mm ID, 1.00 µm (cat.# 12355)  
**Injection**  
**Inj. Vol.:** 1 µL split (split ratio 20:1)  
**Inj. Temp.:** 250 °C  
**Split Vent**  
**Flow Rate:** 88 mL/min  
**Oven**  
**Oven Temp:** 175 °C to 280 °C at 10 °C/min (hold 5.5 min)  
**Carrier Gas** He, constant flow  
**Linear Velocity:** 40 cm/sec  
**Detector** FID @ 280 °C

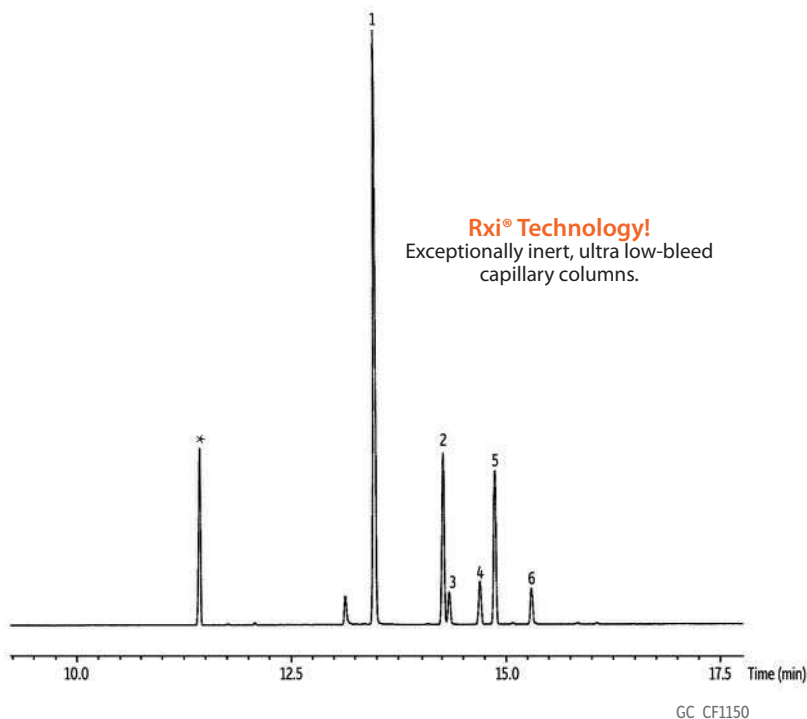
Underivatized Cold Medications (Basic Drugs) on Rtx®-35 Amine



- Peaks**
1. Guaifenesin
  2. Pheniramine
  3. Phenyltoloxamine
  4. Chlorpheniramine
  5. Brompheniramine
  6. Dextromethorphan
  7. Pyrilamine
  8. Triprolidine
  9. Codeine
  10. Hydrocodone

**Column** Rtx®-35 Amine, 30 m, 0.25 mm ID, 0.50 µm (cat.# 11338)  
**Sample**  
 Conc.: 1,000 ng/µL  
**Injection**  
 Inj. Vol.: 1.0 µL split  
 Inj. Temp.: 250 °C  
**Oven**  
 Oven Temp: 250 °C to 300 °C at 7 °C/min (hold 7 min)  
**Carrier Gas**  
 He, constant flow  
 Linear Velocity: 30 cm/sec  
**Detector**  
 Mode: Scan  
 Ionization Mode: EI  
 Scan Range: 40-450 amu

Extracted Opiates from Blood on Rxi®-5Sil MS



- Peaks**
1. Hydrocodone
  2. Codeine
  3. Oxycodone
  4. Hydromorphone
  5. 6-Monoacetylmorphine
  6. Morphine
- \* Matrix

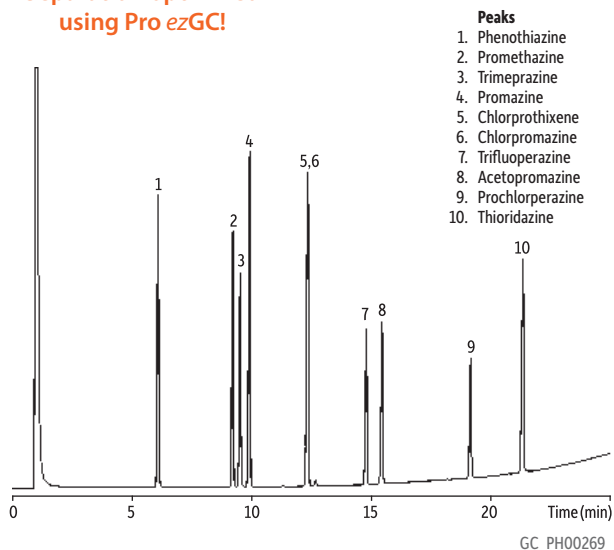
**Column** Rxi®-5Sil MS, 30 m, 0.25 mm ID, 0.25 µm (cat.# 13623)  
**Sample**  
 Diluent: Ethyl acetate  
 Conc.: 100 ng/mL propionic anhydride derivatives  
**Injection**  
 Inj. Vol.: 1 µL splitless (hold 1 min)  
 Liner: Splitless taper (4 mm) w/wool (cat.# 22405)  
 Inj. Temp.: 250 °C  
 Purge Flow: 100 mL/min  
**Oven**  
 Oven Temp: 65 °C (hold 1 min) to 315 °C at 15 °C/min  
**Carrier Gas**  
 He, constant flow  
 Flow Rate: 1 mL/min  
 Linear Velocity: 35 cm/sec @ 65 °C  
**Detector**  
 Mode: SIM  
 Transfer Line  
 Temp.: 250 °C  
 Analyzer Type: Quadrupole  
 Solvent Delay  
 Time: 7 min  
 Tune Type: PFTBA  
 Ionization Mode: EI

**Notes** Opiates were spiked into a blood sample and extracted by SPE, then derivatized with propionic anhydride.  
 Data courtesy of Miami Dade County Medical Examiner Department

**Acknowledgement**

Underivatized Phenothiazines (Basic Drugs) on Rtx®-5

Separation optimized  
using Pro ezGCI!



GC\_PH00269

**Column** Rtx®-5, 15 m, 0.32 mm ID, 0.50 µm (cat.# 10236)  
**Sample**  
**Conc.:** 2,000 ng/µL  
**Injection**  
**Inj. Vol.:** 1.0 µL split (split ratio 30:1)  
**Inj. Temp.:** 250 °C  
**Oven**  
**Oven Temp:** 200 °C to 325 °C at 5 °C/min  
**Carrier Gas** He, constant pressure  
**Linear Velocity:** 25 cm/sec @ 200 °C  
**Detector** FID @ 315 °C  
**Notes** FID sensitivity: 2.56 x 10<sup>-10</sup> AFS

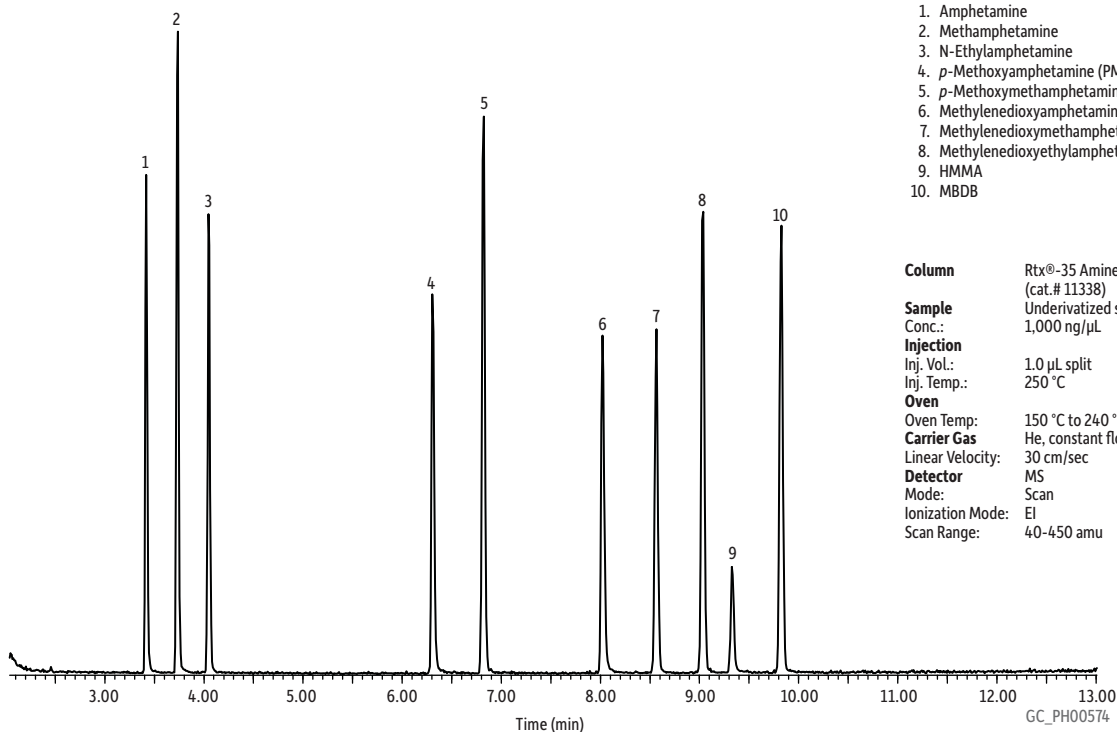
## Looking for more?

Visit our online technical library  
for chromatograms based on  
ASTM methods, USP procedures,  
and other applications.

[www.restek.com/chromatograms](http://www.restek.com/chromatograms)



Underivatized Sympathomimetic Amines (Basic Drugs) on Rtx®-35 Amine



**Peaks**

1. Amphetamine
2. Methamphetamine
3. N-Ethylamphetamine
4. *p*-Methoxyamphetamine (PMA)
5. *p*-Methoxymethamphetamine (PMMA)
6. Methylendioxyamphetamine (MDA)
7. Methylendioxymethamphetamine (MDMA)
8. Methylendioxyethylamphetamine (MDEA)
9. HMMA
10. MBDB

**Column** Rtx®-35 Amine, 30 m, 0.25 mm ID, 0.50 µm (cat.# 11338)  
**Sample** Underivatized sympathomimetic amines  
**Conc.:** 1,000 ng/µL  
**Injection**  
**Inj. Vol.:** 1.0 µL split  
**Inj. Temp.:** 250 °C  
**Oven**  
**Oven Temp:** 150 °C to 240 °C at 7 °C/min  
**Carrier Gas** He, constant flow  
**Linear Velocity:** 30 cm/sec  
**Detector** MS  
**Mode:** Scan  
**Ionization Mode:** EI  
**Scan Range:** 40-450 amu

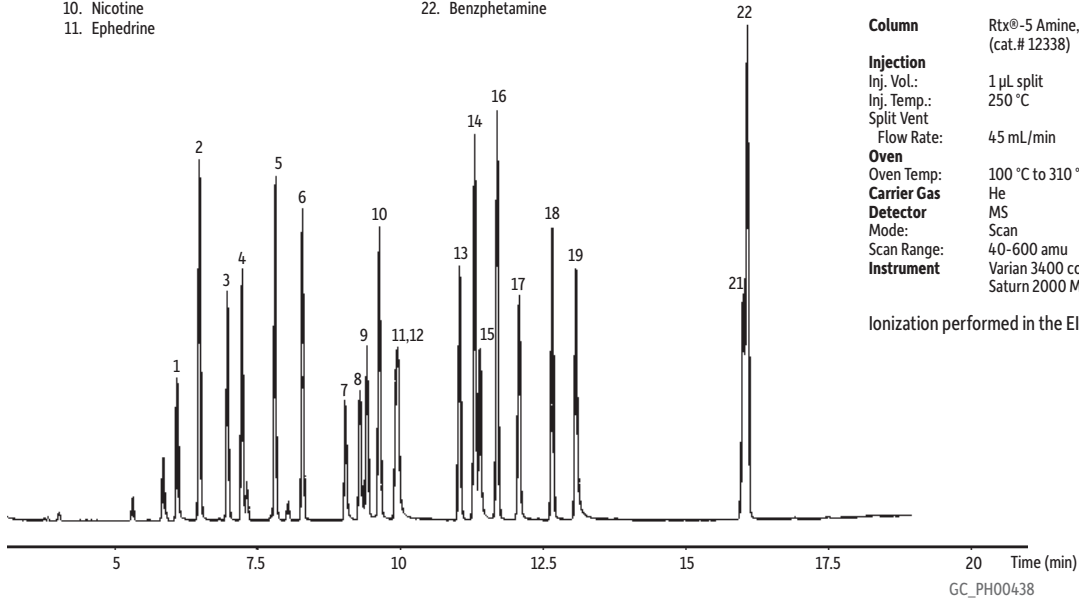
GC\_PH00574





### Underivatized Sympathomimetic Amines (Basic Drugs) on Rtx®-5 Amine

- |                        |                                       |
|------------------------|---------------------------------------|
| <b>Peaks</b>           |                                       |
| 1. Phenylethylamine    | 12. Pseudoephedrine                   |
| 2. Amphetamine         | 13. Phenmetrazine                     |
| 3. Phentermine         | 14. Phendimetrazine                   |
| 4. Methamphetamine     | 15. Methylenedioxyamphetamine         |
| 5. Fenfluramine        | 16. Diethylpropion                    |
| 6. Mephentermine       | 17. Methylenedioxymethamphetamine     |
| 7. Cathinone           | 18. Methylenedioxyethylamphetamine    |
| 8. Phenylpropanolamine | 19. 4-Methyl-2,5-dimethoxyamphetamine |
| 9. Methcathinone       | 20. Phenylephrine                     |
| 10. Nicotine           | 21. Caffeine                          |
| 11. Ephedrine          | 22. Benzphetamine                     |



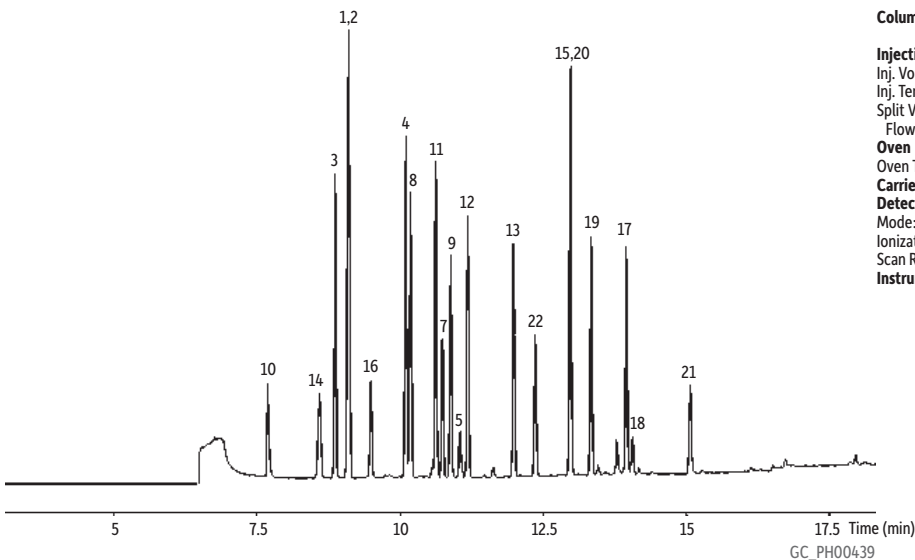
**Column** Rtx®-5 Amine, 30 m, 0.25 mm ID, 0.50 µm (cat.# 12338)

**Injection**  
Inj. Vol.: 1 µL split  
Inj. Temp.: 250 °C  
Split Vent  
Flow Rate: 45 mL/min  
**Oven**  
Oven Temp: 100 °C to 310 °C at 10 °C/min  
**Carrier Gas** He  
**Detector** MS  
Mode: Scan  
Scan Range: 40-600 amu  
**Instrument** Varian 3400 coupled with with Varian Saturn 2000 MS detector

Ionization performed in the EI Auto mode.

### Sympathomimetic Amines (Basic Drugs) (HFBA Derivatives) on Rtx®-200

- |                               |  |
|-------------------------------|--|
| <b>Peaks</b>                  |  |
| 1. Phenylethylamine - HFBA    | 12. Pseudoephedrine - HFBA                   |
| 2. Amphetamine - HFBA         | 13. Phenmetrazine - HFBA                     |
| 3. Phentermine - HFBA         | 14. Phendimetrazine - HFBA                   |
| 4. Methamphetamine - HFBA     | 15. Methylenedioxyamphetamine - HFBA         |
| 5. Fenfluramine - HFBA        | 16. Diethylpropion - HFBA                    |
| 6. Mephentermine - HFBA       | 17. Methylene dioxymethamphetamine - HFBA    |
| 7. Cathinone - HFBA           | 18. Methylene dioxethylamphetamine - HFBA    |
| 8. Phenylpropanolamine - HFBA | 19. 4-Methyl-2,5-dimethoxyamphetamine - HFBA |
| 9. Methcathinone - HFBA       | 20. Phenylephrine - HFBA                     |
| 10. Nicotine - HFBA           | 21. Caffeine - HFBA                          |
| 11. Ephedrine - HFBA          | 22. Benzphetamine - HFBA                     |



**Column** Rtx®-200, 30 m, 0.25 mm ID, 0.50 µm (cat.# 15038)

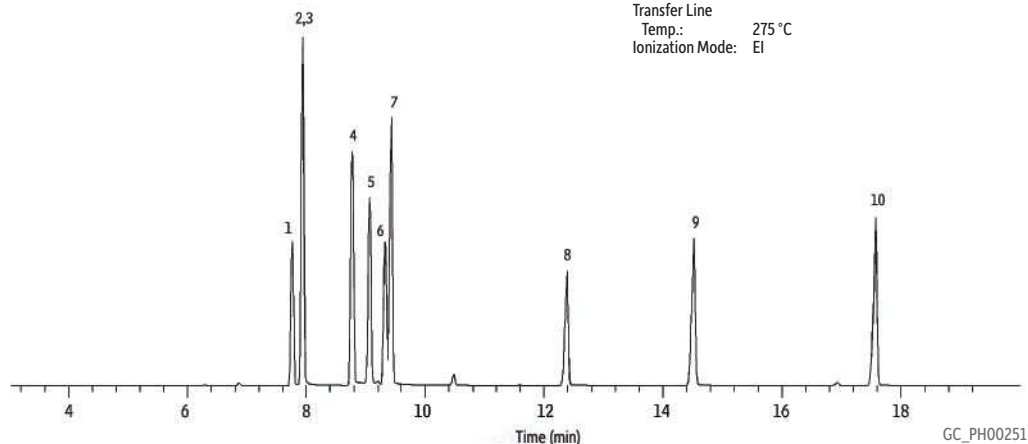
**Injection**  
Inj. Vol.: 1 µL split  
Inj. Temp.: 250 °C  
Split Vent  
Flow Rate: 45 mL/min  
**Oven**  
Oven Temp: 100 °C to 310 °C at 10 °C/min  
**Carrier Gas** He  
**Detector** MS  
Mode: Scan  
Ionization Mode: EI  
Scan Range: 40-600 amu  
**Instrument** Varian 3400 coupled with with Varian Saturn 2000 MS detector



### Sympathomimetic Amines (TFAA Derivatives) (Basic Drugs) on Rtx®-5

- Peaks**
1. Amphetamine - TFAA
  2. Phentermine - TFAA
  3. Phenylpropanolamine - TFAA
  4. Ephedrine - TFAA
  5. Methamphetamine - TFAA
  6. Fenfluramine - TFAA
  7. Pseudoephedrine - TFAA
  8. Methylenedioxyamphetamine - TFAA
  9. Methylenedioxymethamphetamine - TFAA
  10. Methylphenidate - TFAA

**Column** Rtx®-5, 30 m, 0.25 mm ID, 0.25 µm (cat.# 10223)  
**Sample** Derivatized sympathomimetic amines  
**Conc.:** Approximately 2.5 ng/µL  
**Injection**  
 Inj. Vol.: 1.0 µL splitless (hold 1.0 min)  
 Inj. Temp.: 225 °C  
**Oven**  
 Oven Temp: 40 °C (hold 1 min) to 150 °C at 30 °C/min to 300 °C at 5 °C/min  
**Carrier Gas** He, constant pressure  
 Linear Velocity: 20 cm/sec @ 100 °C  
**Detector** MS  
 Mode: Scan  
 Transfer Line  
 Temp.: 275 °C  
 Ionization Mode: EI

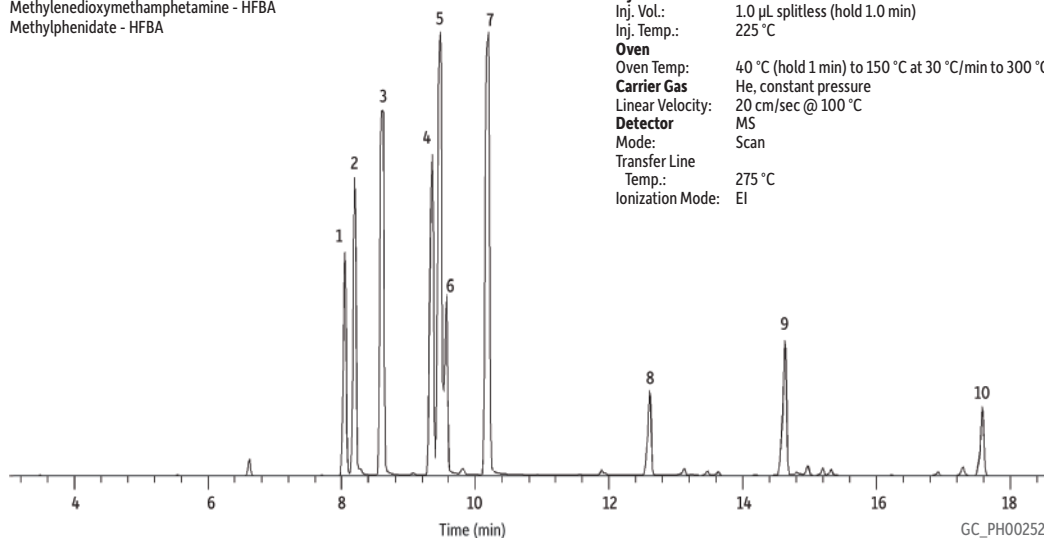


GC\_PH00251

### Sympathomimetic Amines (HFBA Derivatives) (Basic Drugs) on Rtx®-5

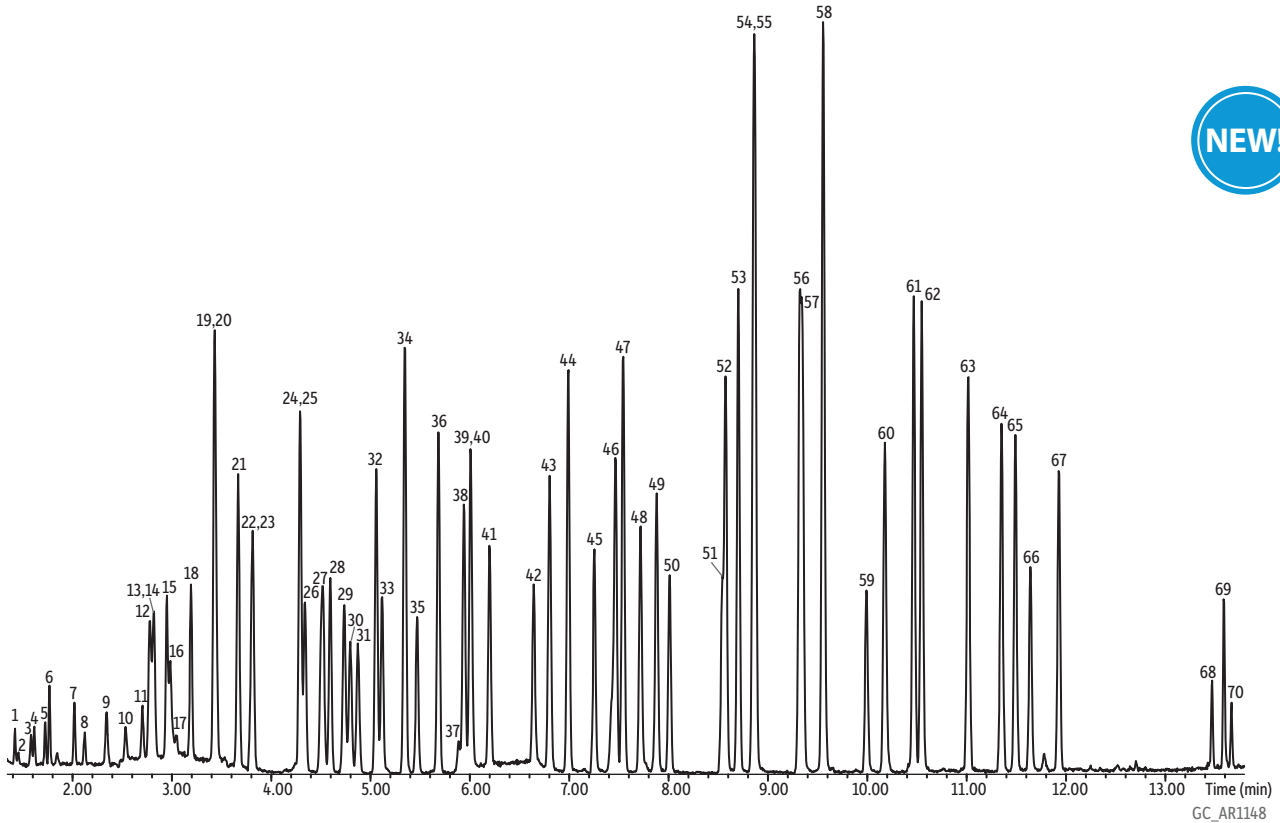
- Peaks**
1. Amphetamine - HFBA
  2. Phentermine - HFBA
  3. Phenylpropanolamine - HFBA
  4. Ephedrine - HFBA
  5. Methamphetamine - HFBA
  6. Fenfluramine - HFBA
  7. Pseudoephedrine - HFBA
  8. Methylenedioxyamphetamine - HFBA
  9. Methylenedioxymethamphetamine - HFBA
  10. Methylphenidate - HFBA

**Column** Rtx®-5, 30 m, 0.25 mm ID, 0.25 µm (cat.# 10223)  
**Sample** Derivatized sympathomimetic amines  
**Conc.:** Approximately 2.5 ng/µL  
**Injection**  
 Inj. Vol.: 1.0 µL splitless (hold 1.0 min)  
 Inj. Temp.: 225 °C  
**Oven**  
 Oven Temp: 40 °C (hold 1 min) to 150 °C at 30 °C/min to 300 °C at 5 °C/min  
**Carrier Gas** He, constant pressure  
 Linear Velocity: 20 cm/sec @ 100 °C  
**Detector** MS  
 Mode: Scan  
 Transfer Line  
 Temp.: 275 °C  
 Ionization Mode: EI



GC\_PH00252

## TO-15 65 Component Mix on Rxi®-624Sil MS (30 m)

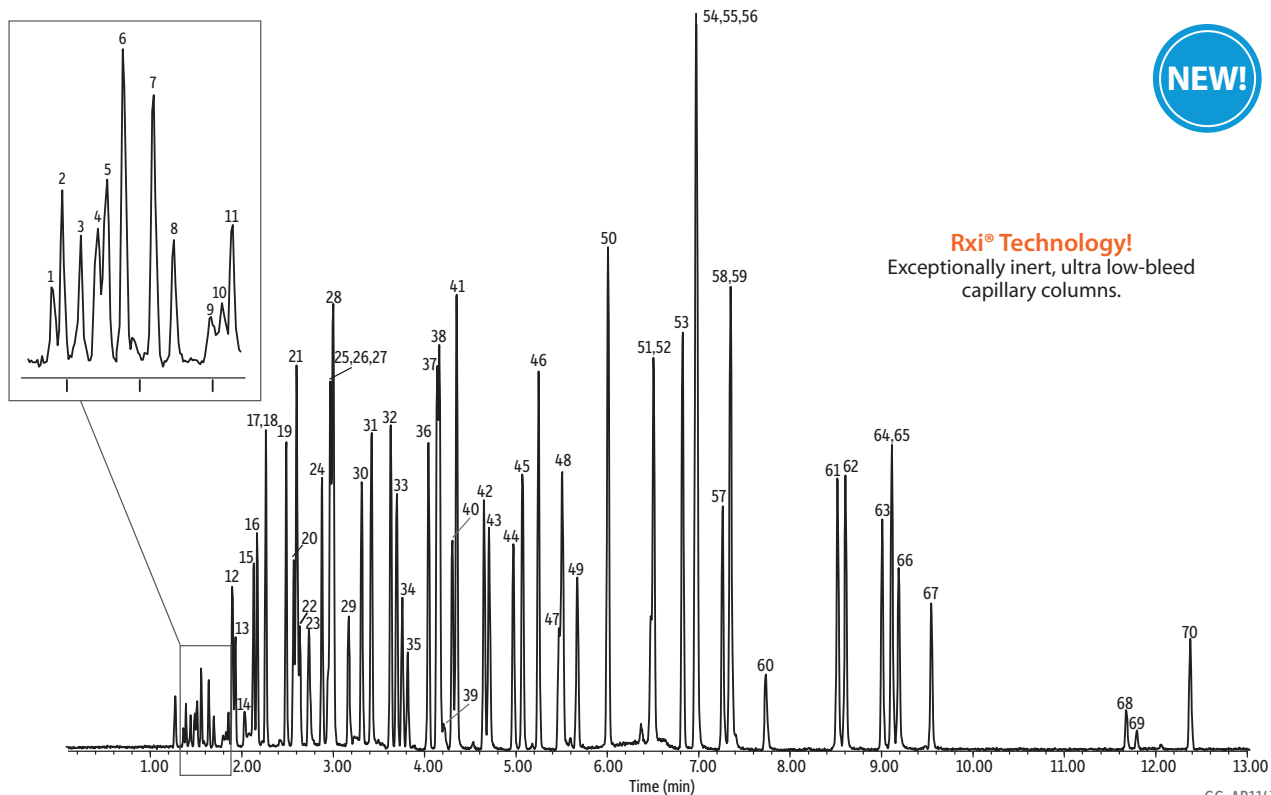



GC\_AR1148

<b>Column</b>	Rxi®-624Sil MS, 30 m, 0.32 mm ID, 1.80 µm (cat.# 13870)	<b>Sweep time:</b> <b>Trap 2 Settings</b>	60 sec	<b>Peaks</b>	<b>tr (min)</b>	<b>Peaks</b>	<b>tr (min)</b>
<b>Sample</b>	TO-15 65 component mix (cat.# 34436) TO-14A internal standard/ tuning mix (cat.# 34408)	Type/Sorbent: Cooling temp: Desorb temp: Desorb time: Bakeout temp: Bakeout time:	Tenax® -35 °C 190 °C 30 sec 200 °C 10 sec	1. Propylene	1.42	36. 1,4-Difluorobenzene (IS)	5.47
<b>Diluent:</b>	Nitrogen	<b>Cryofocuser</b>		2. Dichlorodifluoromethane (Freon® 12)	1.46	37. Trichloroethylene	5.69
<b>Conc.:</b>	10.0 ppbv 200 cc injection	Cooling temp: Inject time:	-160 °C 140 sec	3. 1,2-Dichlorotetrafluoroethane (Freon® 114)	1.58	38. 1,2-Dichloropropane	5.94
<b>Injection Oven</b>	Direct	<b>Internal Standard</b>		4. Chloromethane	1.62	39. Methyl methacrylate	6.01
<b>Oven Temp.:</b>	32 °C (hold 1 min) to 150 °C at 11 °C/min to 230 °C at 33 °C/min	Purge flow: Purge time: Vol.:	100 mL/min 6 sec 20 mL	5. Vinyl chloride	1.73	40. 1,4-Dioxane	6.02
<b>Carrier Gas</b>	He, constant flow	ISTD flow:	100 mL/min	6. 1,3-Butadiene	1.77	41. Bromodichloromethane	6.20
<b>Flow Rate:</b>	2.0 mL/min	<b>Standard</b>		7. Bromomethane	2.02	42. cis-1,3-Dichloropropene	6.64
<b>Linear Velocity:</b>	51 cm/sec @ 32 °C	Size:	200 mL	8. Chloroethane	2.12	43. 4-Methyl-2-pentanone (MIBK)	6.80
<b>Detector</b>	MS	Purge flow: Purge time:	100 mL/min 6 sec	9. Trichlorofluoromethane (Freon® 11)	2.34	44. Toluene	6.99
<b>Mode:</b>	Scan	Sample flow:	100 mL/min	10. Ethanol	2.54	45. trans-1,3-Dichloropropene	7.26
<b>Transfer Line Temp.:</b>	230 °C	<b>Instrument Acknowledgement</b>	Nutech	11. Acrolein	2.71	46. 1,1,2-Trichloroethane	7.47
<b>Analyzer Type:</b>	Quadrupole			12. 1,1-Dichloroethene	2.78	47. Tetrachloroethene	7.55
<b>Source Temp.:</b>	230 °C			13. 1,1,2-Trichlorotrifluoroethane (Freon® 113)	2.80	48. 2-Hexanone (MBK)	7.72
<b>Quad Temp.:</b>	150 °C			14. Acetone	2.82	49. Dibromochloromethane	7.88
<b>Electron Energy:</b>	69.9 eV			15. Carbon disulfide	2.95	50. 1,2-Dibromoethane	8.01
<b>Solvent Delay Time:</b>	1.0 min			16. Isopropyl alcohol	2.99	51. Chlorobenzene-d5 (IS)	8.54
<b>Tune Type:</b>	BFB			17. Acetonitrile (contaminant)	3.05	52. Chlorobenzene	8.58
<b>Ionization Mode:</b>	El			18. Methylene chloride	3.20	53. Ethylbenzene	8.71
<b>Scan Range:</b>	35 - 250 amu			19. trans-1,2-Dichloroethene	3.43	54. m-Xylene	8.87
<b>Scan Rate:</b>	3.32 scans/sec			20. Methyl tert-butyl ether (MTBE)	3.44	55. p-Xylene	8.87
<b>Preconcentrator</b>	Nutech 8900DS			21. Hexane	3.67	56. o-Xylene	9.32
<b>Trap 1 Settings</b>				22. 1,1-Dichloroethane	3.80	57. Styrene	9.35
Type/Sorbent :	Glass Beads			23. Vinyl acetate	3.82	58. Bromoform	9.56
Cooling temp:	-155 °C			24. 2-Butanone (MEK)	4.29	59. 4-Bromofluorobenzene*	9.99
Preheat temp:	5 °C			25. cis-1,2-Dichloroethene	4.29	60. 1,1,2,2-Tetrachloroethane	10.18
Preheat time:	0 sec			26. Ethyl acetate	4.34	61. 4-Ethyltoluene	10.47
Desorb temp:	20 °C			27. Bromochloromethane (IS)	4.50	62. 1,3,5-Trimethylbenzene	10.55
Desorb flow:	5 mL/min			28. Tetrahydrofuran	4.52	63. 1,2,4-Trimethylbenzene	11.02
Desorb time:	360 sec			29. Chloroform	4.60	64. 1,3-Dichlorobenzene	11.35
Bakeout temp:	200 °C			30. 1,1,1-Trichloroethane	4.74	65. 1,4-Dichlorobenzene	11.49
Flush flow:	120 mL/min			31. Cyclohexane	4.80	66. Benzyl chloride	11.65
Flush time:	60 sec			32. Carbon tetrachloride	4.88	67. 1,2-Dichlorobenzene	11.93
Sweep flow:	120 mL/min			33. Benzene	5.06	68. 1,2,4-Trichlorobenzene	13.47
				34. 1,2-Dichloroethane	5.12	69. Hexachlorobutadiene	13.59
				35. Heptane	5.35	70. Naphthalene	13.67

\*Tuning standard

## TO-15 65 Component Mix on Rxi®-1ms (30 m)



**Rxi® Technology!**  
Exceptionally inert, ultra low-bleed  
capillary columns.

GC\_AR1147

<b>Column</b>	Rxi®-1ms, 30 m, 0.32 mm ID, 1.00 µm (cat.# 13354)	<b>Trap 2 Settings</b>		<b>Peaks</b>	<b>tr (min)</b>	<b>Peaks</b>	<b>tr (min)</b>
<b>Sample</b>	TO-15 65 component mix (cat.# 34436)	Type/Sorbent:	Tenax®	1. Propylene	1.37	35. 1,4-Difluorobenzene (IS)	3.82
	TO-14A internal standard/tuning mix (cat.# 34408)	Cooling temp:	-35 °C	2. Dichlorodifluoromethane (Freon® 12)	1.39	36. 1,2-Dichloropropane	4.05
	Nitrogen	Desorb temp:	190 °C	3. Chloromethane	1.44	37. Bromodichloromethane	4.14
Diluent:	10.0 ppbv 250 cc injection	Desorb time:	30 sec	4. 1,2-Dichlorotetrafluoroethane (Freon® 114)	1.49	38. Trichloroethylene	4.17
<b>Injection Oven</b>	Direct	Bakeout temp:	200 °C	5. Vinyl chloride	1.51	39. 1,4-Dioxane	4.21
		Bakeout time:	10 sec	6. 1,3-Butadiene	1.56	40. Methyl methacrylate	4.31
<b>Oven Temp:</b>	35 °C (hold 1 min) to 230 °C at 11 °C/min	<b>Cryofocuser</b>		7. Bromomethane	1.64	41. Heptane	4.35
		Cooling temp:	-160 °C	8. Chloroethane	1.70	42. <i>cis</i> -1,3-Dichloropropene	4.65
<b>Carrier Gas</b>	He, constant flow	Inject time:	140 sec	9. Ethanol	1.80	43. 4-Methyl-2-pentanone (MIBK)	4.71
Flow Rate:	2.0 mL/min	<b>Internal Standard</b>		10. Acetonitrile (contaminant)	1.83	44. <i>trans</i> -1,3-Dichloropropene	4.98
Linear Velocity:	51 cm/sec @ 35 °C	Purge flow:	100 mL/min	11. Acrolein	1.86	45. 1,1,2-Trichloroethane	5.07
<b>Detector</b>	MS	Purge time:	6 sec	12. Acetone	1.90	46. Toluene	5.25
Mode:	Scan	Vol.:	20 mL	13. Trichlorofluoromethane (Freon® 11)	1.93	47. 2-Hexanone (MBK)	5.47
Transfer Line Temp.:	230 °C	ISTD flow:	100 mL/min	14. Isopropyl alcohol	2.03	48. Dibromochloromethane	5.51
Analyzer Type:	Quadrupole	<b>Standard</b>		15. 1,1-Dichloroethene	2.13	49. 1,2-Dibromoethane	5.67
Source Temp.:	230 °C	Size:	200 mL	16. Methylene chloride	2.17	50. Tetrachloroethene	6.01
Quad Temp.:	150 °C	Purge flow:	100 mL/min	17. Carbon disulfide	2.26	51. Chlorobenzene-d5 (IS)	6.48
Electron Energy:	69.9 eV	Purge time:	6 sec	18. 1,1,2-Trichlorotrifluoroethane (Freon® 113)	2.27	52. Chlorobenzene	6.51
Solvent Delay Time:	1.0 min	Sample flow:	100 mL/min	19. <i>trans</i> -1,2-Dichloroethene	2.49	53. Ethylbenzene	6.83
Tune Type:	BFB	<b>Instrument</b>	HP6890 GC & 5973 MSD	20. 1,1-Dichloroethane	2.57	54. <i>m</i> -Xylene	6.98
Ionization Mode:	EI	<b>Acknowledgement</b>	Nutech Instruments	21. Methyl <i>tert</i> -butyl ether (MTBE)	2.60	55. <i>p</i> -Xylene	6.98
Scan Range:	35 - 250 amu			22. Vinyl acetate	2.64	56. Bromoform	7.26
Scan Rate:	3.32 scans/sec			23. 2-Butanone (MEK)	2.74	57. Styrene	7.26
<b>Preconcentrator</b>	Nutech 8900DS			24. <i>cis</i> -1,2-Dichloroethene	2.88	58. 1,1,2,2-Tetrachloroethane	7.35
<b>Trap 1 Settings</b>				25. Bromochloromethane (IS)	2.94	59. <i>o</i> -Xylene	7.35
Type/Sorbent:	Glass Beads			26. Hexane*	2.97	60. 4-Bromofluorobenzene**	7.74
Cooling temp:	-155 °C			27. Ethyl acetate*	2.99	61. 4-Ethyltoluene	8.52
Preheat temp:	5 °C			28. Chloroform	3.00	62. 1,3,5-Trimethylbenzene	8.61
Preheat time:	0 sec			29. Tetrahydrofuran	3.17	63. 1,2,4-Trimethylbenzene	9.01
Desorb temp:	20 °C			30. 1,2-Dichloroethane	3.32	64. Benzyl chloride	9.11
Desorb flow:	5 mL/min			31. 1,1,1-Trichloroethane	3.42	65. 1,3-Dichlorobenzene	9.11
Desorb time:	360 sec			32. Benzene	3.63	66. 1,4-Dichlorobenzene	9.19
Bakeout temp:	200 °C			33. Carbon tetrachloride	3.70	67. 1,2-Dichlorobenzene	9.55
Flush flow:	120 mL/min			34. Cyclohexane	3.76	68. 1,2,4-Trichlorobenzene	11.68
Flush time:	60 sec					69. Naphthalene	11.79
Sweep flow:	120 mL/min					70. Hexachlorobutadiene	12.38
Sweep time:	60 sec						

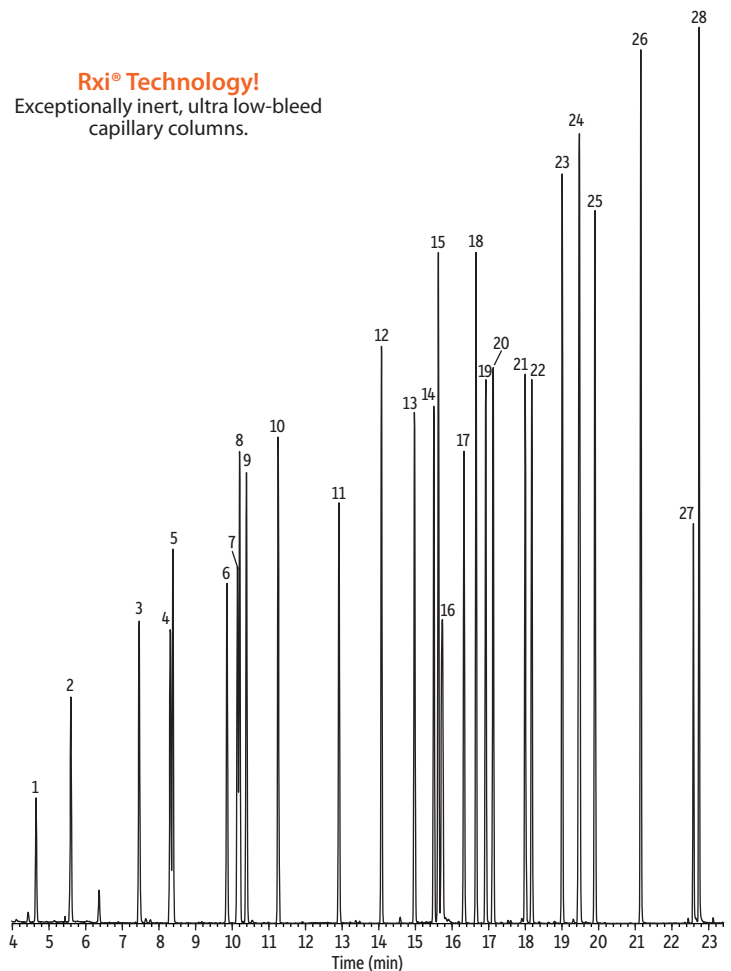
\*Peaks 26 and 27 share ion m/z 43;

\*\*Tuning standard

## Mass APH on Rxi®-1ms

**Rxi® Technology!**

Exceptionally inert, ultra low-bleed capillary columns.

**Peaks**

1. 1,3-Butadiene
2. iso-Pentane
3. Methyl *tert*-butyl ether
4. Bromochloromethane
5. *n*-Hexane
6. Benzene
7. Cyclohexane
8. 1,4-Difluorobenzene
9. 2,3-Dimethylpentane
10. *n*-Heptane
11. Toluene
12. *n*-Octane
13. Chlorobenzene-d5
14. Ethylbenzene
15. 2,3-Dimethylheptane
16. *m*-Xylene/*p*-Xylene
17. *o*-Xylene
18. *n*-Nonane
19. 4-Bromofluorobenzene
20. Isopropylbenzene
21. 1-Ethyl-3-methylbenzene
22. 1,3,5-Trimethylbenzene
23. *n*-Decane
24. 1,2,3-Trimethylbenzene/*p*-Isopropyltoluene
25. Butylcyclohexane
26. *n*-Undecane
27. Naphthalene
28. *n*-Dodecane

<b>Column</b>	Rxi®-1ms, 60 m, 0.32 mm ID, 1.00 µm (cat.# 13357)
<b>Injection</b>	Splitless
<b>Oven</b>	
Oven Temp:	35 °C (hold 5 min) to 220 °C at 7 °C/min (hold 2 min)
<b>Carrier Gas</b>	He, constant flow
Flow Rate:	1.2 mL/min
<b>Detector</b>	MS
Mode:	Scan
Transfer Line	
Temp.:	240 °C
Analyzer Type:	Quadrupole
Source Temp.:	230 °C
Quad Temp.:	150 °C
Solvent Delay	
Time:	4.0 min
Ionization Mode:	EI
Scan Range:	35-250 amu
<b>Preconcentrator</b>	Entech T100
<b>Instrument</b>	HP6890 GC & 5973 MSD
<b>Acknowledgement</b>	Courtesy of Mass DEP, Northeast Region



## How can we help you today? Contact us..

customer service: **1-814-353-1300, ext. 3** | e-mail: [csreps@restek.com](mailto:csreps@restek.com)

technical service: **1-814-353-1300, ext. 4** | e-mail: [support@restek.com](mailto:support@restek.com)

sales representatives: **1-814-353-1300, ext. 3** | e-mail: [salesreps@restek.com](mailto:salesreps@restek.com)

### 4 ways to order:

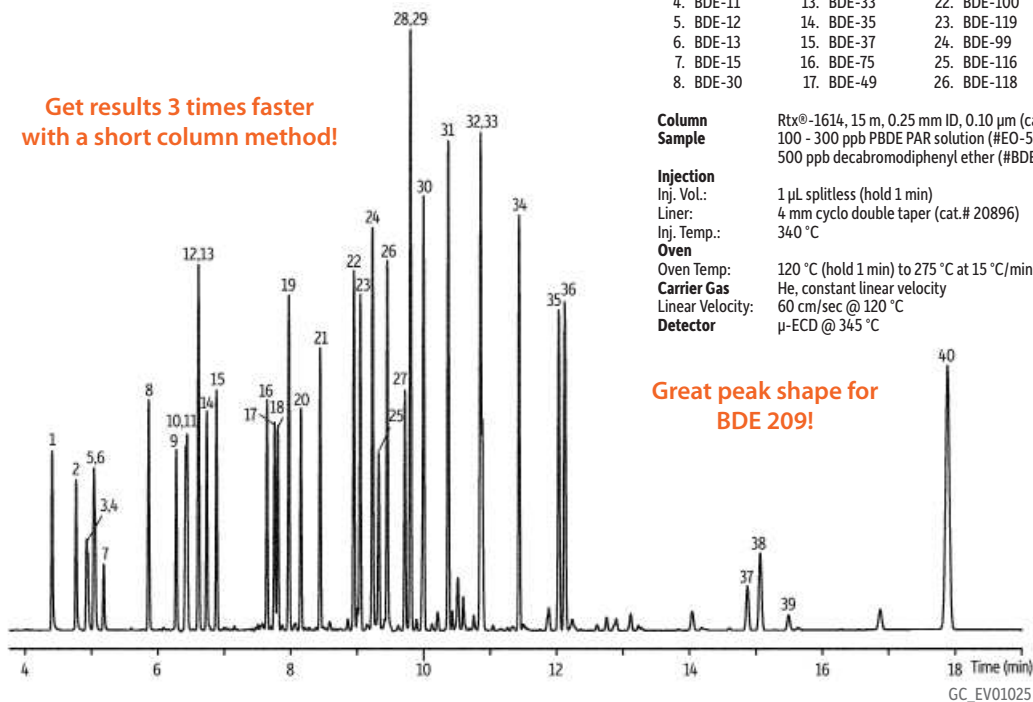
1. CALL: 1-800-356-1688, ext. 3 or 1-814-353-1300, ext. 3 *Monday–Friday 8:00 a.m.–6:30 p.m. Eastern Time*
2. FAX: 1-814-353-1309 *24 hours a day*
3. ONLINE: [www.restek.com](http://www.restek.com) *24 hours a day*
4. E-MAIL: [csreps@restek.com](mailto:csreps@restek.com) *24 hours a day*

Outside the U.S.? Find a distributor at [www.restek.com/distributor](http://www.restek.com/distributor)



Brominated Flame Retardants on Rtx®-1614

Get results 3 times faster  
with a short column method!



1. BDE-10	9. BDE-32	18. BDE-71	27. BDE-85	36. BDE-190
2. BDE-7	10. BDE-17	19. BDE-47	28. BDE-155	37. BDE-208
3. BDE-8	11. BDE-25	20. BDE-66	29. BDE-126	38. BDE-207
4. BDE-11	12. BDE-28	21. BDE-77	30. BDE-154	39. BDE-206
5. BDE-12	13. BDE-33	22. BDE-100	31. BDE-153	40. BDE-209
6. BDE-13	14. BDE-35	23. BDE-119	32. BDE-138	
7. BDE-15	15. BDE-37	24. BDE-99	33. BDE-166	
8. BDE-30	16. BDE-75	25. BDE-116	34. BDE-183	
	17. BDE-49	26. BDE-118	35. BDE-181	

**Column** Rtx®-1614, 15 m, 0.25 mm ID, 0.10 µm (cat.# 10296)  
**Sample** 100 - 300 ppb PBDE PAR solution (#EO-5113, Cambridge Isotope Laboratories Inc.)  
 500 ppb decabromodiphenyl ether (#BDE-209, Wellington Laboratories)  
**Injection** 1 µL splitless (hold 1 min)  
**Liner:** 4 mm cyclo double taper (cat.# 20896)  
**Inj. Temp.:** 340 °C  
**Oven** 120 °C (hold 1 min) to 275 °C at 15 °C/min to 300 °C at 5 °C/min (hold 5 min)  
**Carrier Gas** He, constant linear velocity  
**Linear Velocity:** 60 cm/sec @ 120 °C  
**Detector** µ-ECD @ 345 °C

Great peak shape for  
BDE 209!

also see:

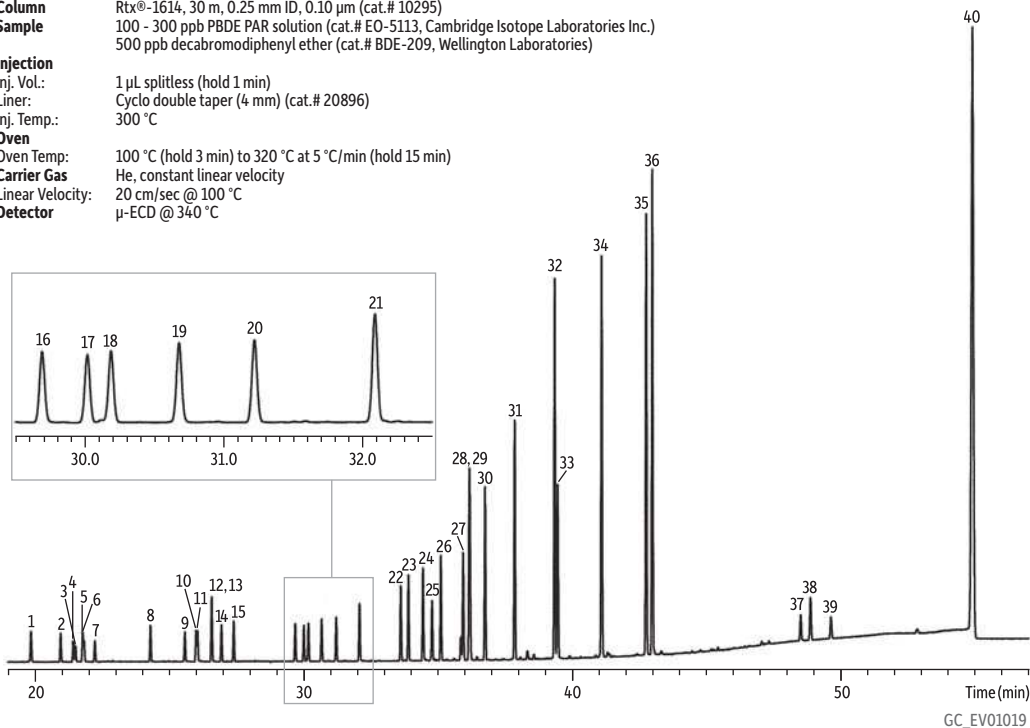
PCBs and  
Brominated  
Flame Retardants

▶ pages 603-604

Brominated Flame Retardants on Rtx®-1614

**Column** Rtx®-1614, 30 m, 0.25 mm ID, 0.10 µm (cat.# 10295)  
**Sample** 100 - 300 ppb PBDE PAR solution (cat.# EO-5113, Cambridge Isotope Laboratories Inc.)  
 500 ppb decabromodiphenyl ether (cat.# BDE-209, Wellington Laboratories)  
**Injection** 1 µL splitless (hold 1 min)  
**Liner:** Cyclo double taper (4 mm) (cat.# 20896)  
**Inj. Temp.:** 300 °C  
**Oven** 100 °C (hold 3 min) to 320 °C at 5 °C/min (hold 15 min)  
**Carrier Gas** He, constant linear velocity  
**Linear Velocity:** 20 cm/sec @ 100 °C  
**Detector** µ-ECD @ 340 °C

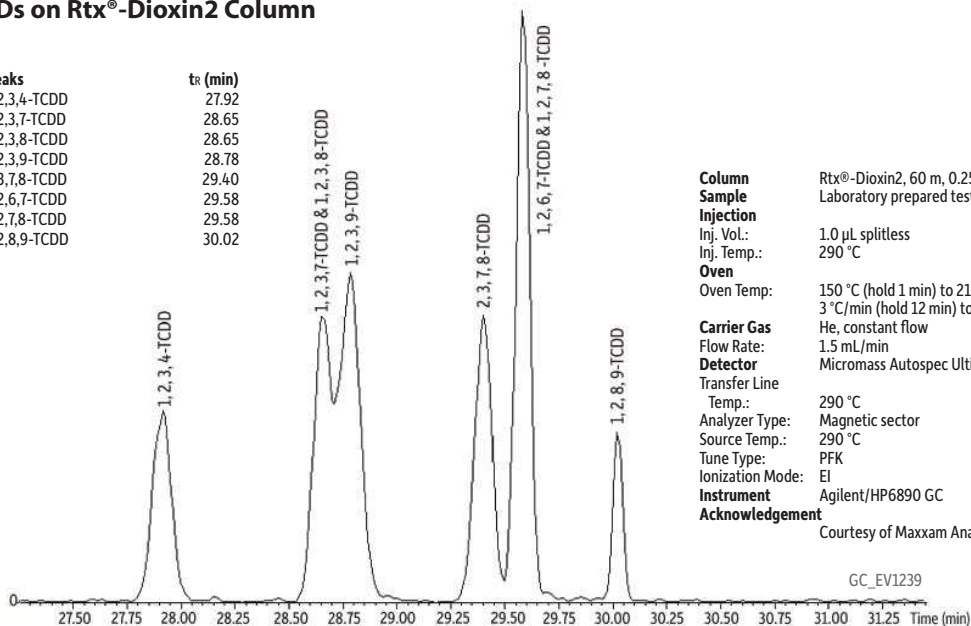
1. BDE-10	21. BDE-77
2. BDE-7	22. BDE-100
3. BDE-8	23. BDE-119
4. BDE-11	24. BDE-99
5. BDE-12	25. BDE-116
6. BDE-13	26. BDE-118
7. BDE-15	27. BDE-85
8. BDE-30	28. BDE-155
9. BDE-32	29. BDE-126
10. BDE-17	30. BDE-154
11. BDE-25	31. BDE-153
12. BDE-28	32. BDE-138
13. BDE-33	33. BDE-166
14. BDE-35	34. BDE-183
15. BDE-37	35. BDE-181
16. BDE-75	36. BDE-190
17. BDE-49	37. BDE-208
18. BDE-71	38. BDE-207
19. BDE-47	39. BDE-206
20. BDE-66	40. BDE-209



TCDDs on Rtx®-Dioxin2 Column



Peaks	tr (min)
1. 1,2,3,4-TCDD	27.92
2. 1,2,3,7-TCDD	28.65
3. 1,2,3,8-TCDD	28.65
4. 1,2,3,9-TCDD	28.78
5. 2,3,7,8-TCDD	29.40
6. 1,2,6,7-TCDD	29.58
7. 1,2,7,8-TCDD	29.58
8. 1,2,8,9-TCDD	30.02



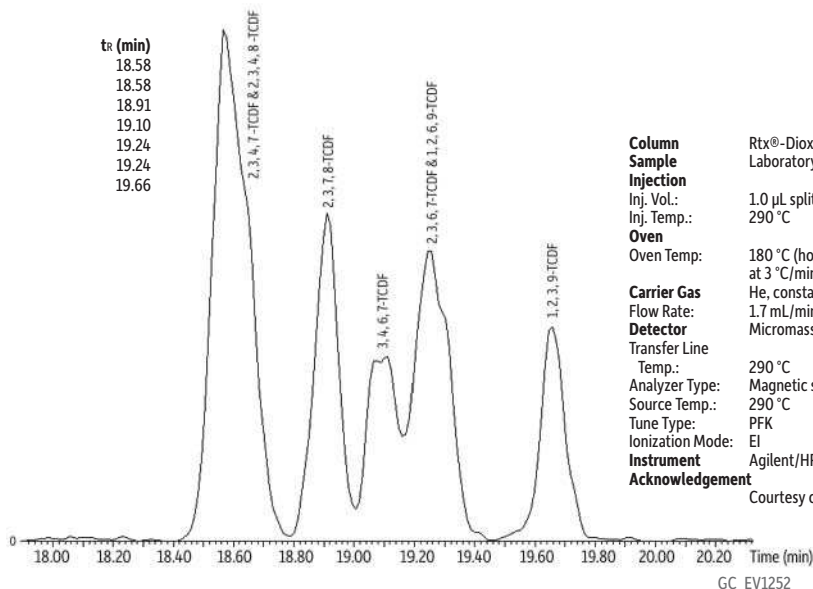
**Column** Rtx®-Dioxin2, 60 m, 0.25 mm ID, 0.25 µm (cat.# 10758)  
**Sample** Laboratory prepared test mix  
**Injection**  
 Inj. Vol.: 1.0 µL splitless  
 Inj. Temp.: 290 °C  
**Oven**  
 Oven Temp: 150 °C (hold 1 min) to 210 °C at 30 °C/min (hold 1 min) to 250 °C at 3 °C/min (hold 12 min) to 330 °C at 70 °C/min (hold 6 min)  
**Carrier Gas** He, constant flow  
 Flow Rate: 1.5 mL/min  
**Detector** Micromass Autospec Ultima  
 Transfer Line  
 Temp.: 290 °C  
 Analyzer Type: Magnetic sector  
 Source Temp.: 290 °C  
 Tune Type: PFK  
 Ionization Mode: EI  
**Instrument** Agilent/HP6890 GC  
**Acknowledgement** Courtesy of Maxxam Analytics (Ontario, Canada).

GC\_EV1239

TCDFs on Rtx®-Dioxin2 Column



Peaks	tr (min)
1. 2,3,4,7-TCDF	18.58
2. 2,3,4,8-TCDF	18.58
3. 2,3,7,8-TCDF	18.91
4. 3,4,6,7-TCDF	19.10
5. 2,3,6,7-TCDF	19.24
6. 1,2,6,9-TCDF	19.24
7. 1,2,3,9-TCDF	19.66



**Column** Rtx®-Dioxin2, 60 m, 0.25 mm ID, 0.25 µm (cat.# 10758)  
**Sample** Laboratory prepared test mix  
**Injection**  
 Inj. Vol.: 1.0 µL splitless  
 Inj. Temp.: 290 °C  
**Oven**  
 Oven Temp: 180 °C (hold 1 min) to 235 °C at 45 °C/min (hold 1 min) to 250 °C at 3 °C/min (hold 15 min) to 300 °C at 50 °C/min (hold 1 min)  
**Carrier Gas** He, constant flow  
 Flow Rate: 1.7 mL/min  
**Detector** Micromass Autospec Ultima  
 Transfer Line  
 Temp.: 290 °C  
 Analyzer Type: Magnetic sector  
 Source Temp.: 290 °C  
 Tune Type: PFK  
 Ionization Mode: EI  
**Instrument** Agilent/HP6890 GC  
**Acknowledgement** Courtesy of Maxxam Analytics (Ontario, Canada).

GC\_EV1252

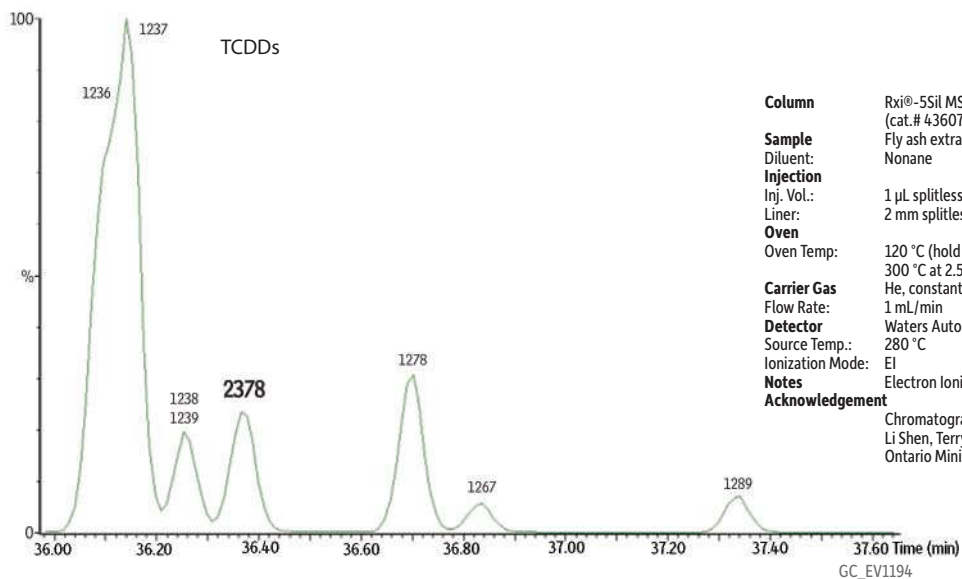


Maxxam Analytics HRMS Group Receives Kaizen Award for Productivity Improvements

Congratulations to Maxxam Analytics' Hi-Res Mass Spec Ultra Trace Analysis team, who received a Kaizen award for productivity improvements made using the Rtx®-Dioxin2 column. Shown from left to right are: Owen Cosby, Supervisor HRMS Services; Kay Shaw, HRMS Team Leader and Scientific Specialist; and Angel Guerrero, HRMS Senior Analyst.

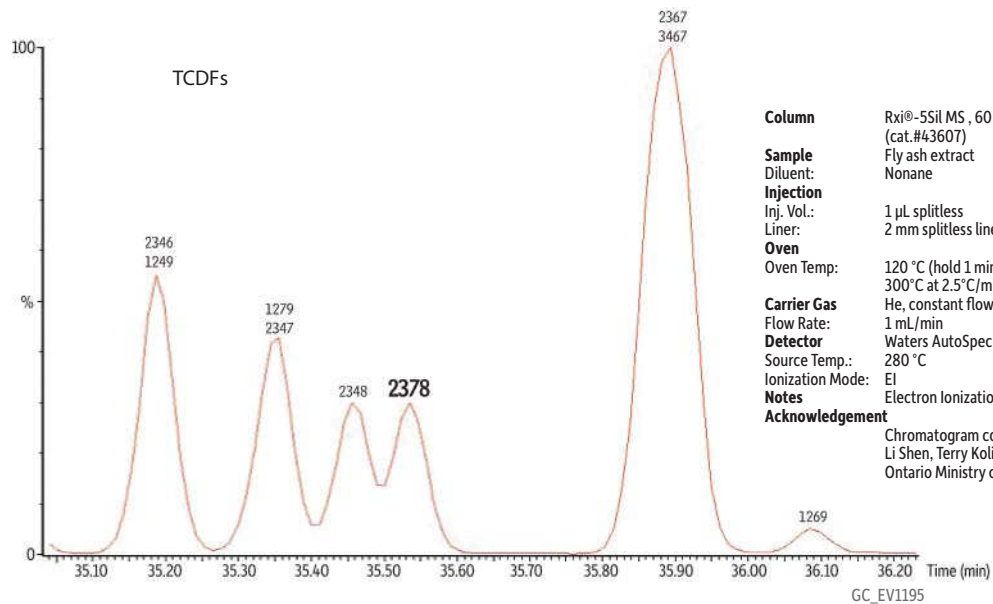
According to Owen Cosby of Maxxam Analytics, "Using the Rtx®-Dioxin2 column allowed us to combine EPA 1613 TCDD-only and TCDF confirmation analyses onto one column and one instrument. This resulted in multiple benefits—we shortened run times, reduced instrument downtime and column changes, and increased instrument capacity for our full-list samples."

Dioxins (TCDDs) in Fly Ash on Rxi®-5Sil MS column



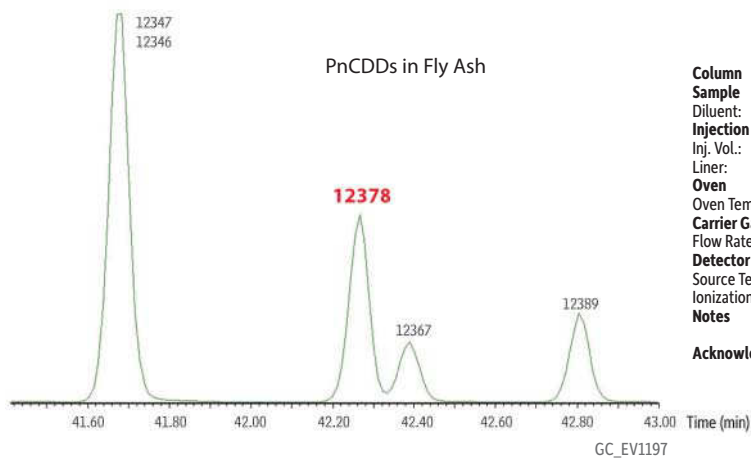
**Column** Rxi®-5Sil MS, 60 m, 0.18 mm ID, 0.10 µm (cat.# 43607)  
**Sample** Fly ash extract  
**Diluent:** Nonane  
**Injection**  
 Inj. Vol.: 1 µL splitless  
 Liner: 2 mm splitless liner (cat.# 20712)  
**Oven**  
 Oven Temp: 120 °C (hold 1 min) to 160 °C at 10 °C/min to 300 °C at 2.5 °C/min  
**Carrier Gas** He, constant flow  
 Flow Rate: 1 mL/min  
**Detector** Waters AutoSpec Ultima Mass Spectrometer  
 Source Temp.: 280 °C  
 Ionization Mode: EI  
**Notes** Electron Ionization at 40eV  
**Acknowledgement** Chromatogram courtesy of Karen MacPherson, Li Shen, Terry Kolic, and Eric Reiner at the Ontario Ministry of the Environment

Furans (TCDFs) in Fly Ash on Rxi®-5Sil MS



**Column** Rxi®-5Sil MS, 60 m, 0.18 mm ID, 0.10 µm (cat.#43607)  
**Sample** Fly ash extract  
**Diluent:** Nonane  
**Injection**  
 Inj. Vol.: 1 µL splitless  
 Liner: 2 mm splitless liner (cat.# 20712)  
**Oven**  
 Oven Temp: 120 °C (hold 1 min) to 160 °C at 10 °C/min to 300 °C at 2.5 °C/min  
**Carrier Gas** He, constant flow  
 Flow Rate: 1 mL/min  
**Detector** Waters AutoSpec Ultima Mass Spectrometer  
 Source Temp.: 280 °C  
 Ionization Mode: EI  
**Notes** Electron Ionization at 40eV  
**Acknowledgement** Chromatogram courtesy of Karen MacPherson, Li Shen, Terry Kolic, and Eric Reiner at the Ontario Ministry of the Environment

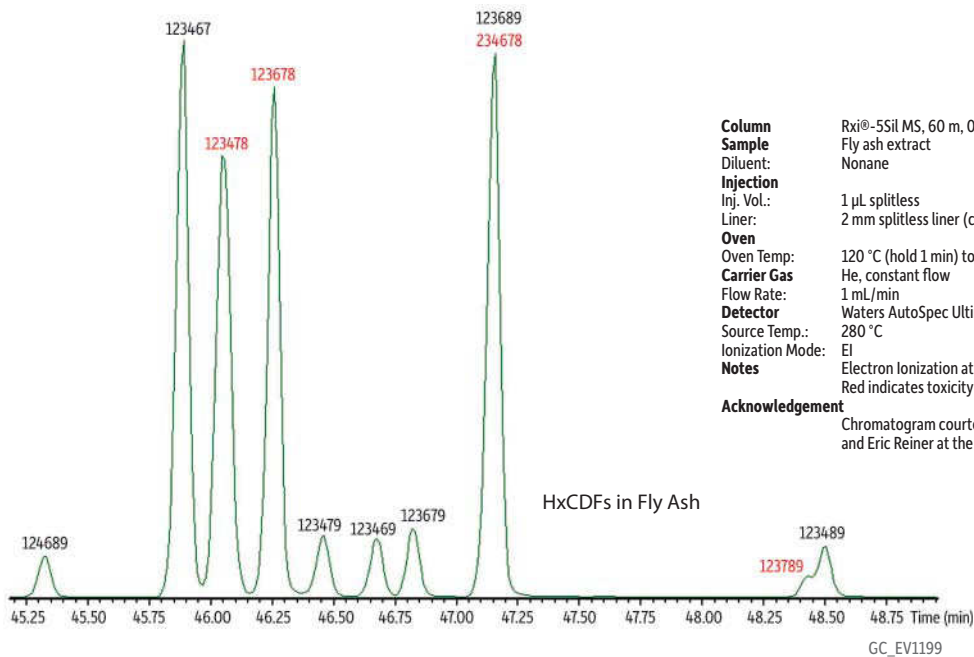
Dioxins (PnCDDs) in Fly Ash on Rxi®-5Sil MS



**Column** Rxi®-5Sil MS, 60 m, 0.18 mm ID, 0.10 µm (cat.# 43607)  
**Sample** Fly ash extract  
**Diluent:** Nonane  
**Injection**  
 Inj. Vol.: 1 µL splitless  
 Liner: 2 mm splitless liner (cat.# 20712)  
**Oven**  
 Oven Temp: 120 °C (hold 1 min) to 160 °C at 10 °C/min to 300 °C at 2.5 °C/min  
**Carrier Gas** He, constant flow  
 Flow Rate: 1 mL/min  
**Detector** Waters AutoSpec Ultima Mass Spectrometer  
 Source Temp.: 280 °C  
 Ionization Mode: EI  
**Notes** Electron Ionization at 40eV  
 Red indicates toxicity

**Acknowledgement**  
 Chromatogram courtesy of Karen MacPherson, Li Shen, Terry Kolic, and Eric Reiner at the Ontario Ministry of the Environment

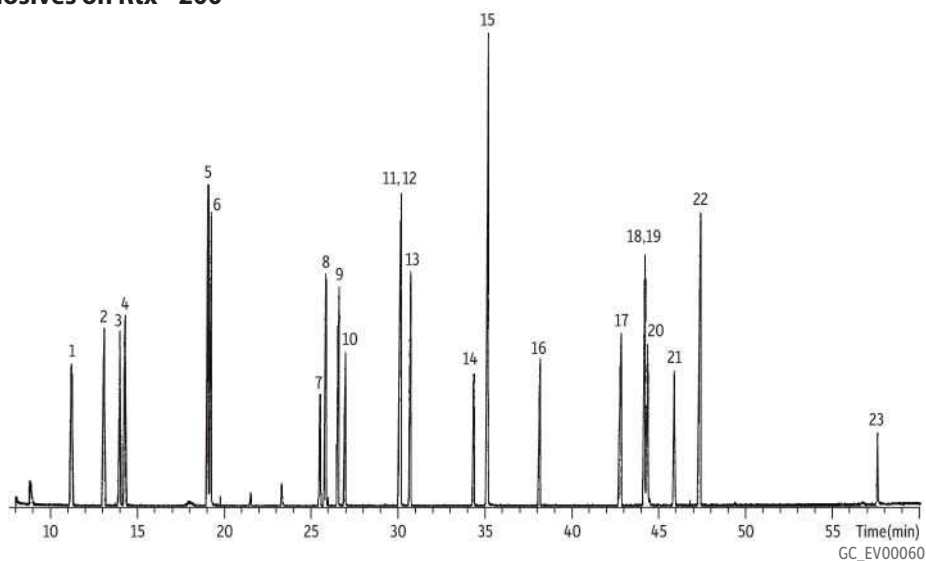
Dioxins (HxCDFs) in Fly Ash on Rxi®-5Sil MS



**Column** Rxi®-5Sil MS, 60 m, 0.18 mm ID, 0.10 µm (cat.# 43607)  
**Sample** Fly ash extract  
**Diluent:** Nonane  
**Injection**  
 Inj. Vol.: 1 µL splitless  
 Liner: 2 mm splitless liner (cat.# 20712)  
**Oven**  
 Oven Temp: 120 °C (hold 1 min) to 160 °C at 10 °C/min to 300 °C at 2.5 °C/min  
**Carrier Gas** He, constant flow  
 Flow Rate: 1 mL/min  
**Detector** Waters AutoSpec Ultima Mass Spectrometer  
 Source Temp.: 280 °C  
 Ionization Mode: EI  
**Notes** Electron Ionization at 40eV  
 Red indicates toxicity

**Acknowledgement**  
 Chromatogram courtesy of Karen MacPherson, Li Shen, Terry Kolic, and Eric Reiner at the Ontario Ministry of the Environment

Explosives on Rtx®-200

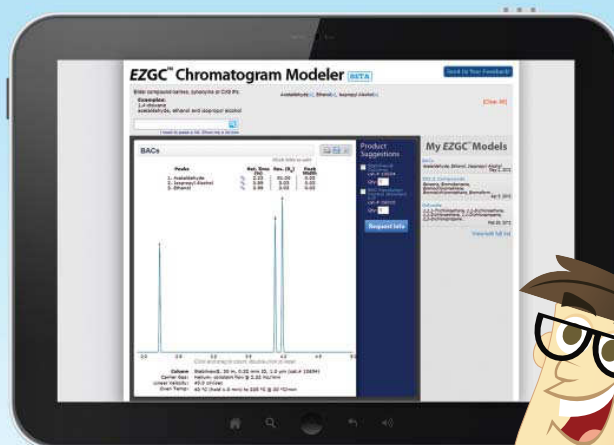


- Peaks**
1. 2-Nitrotoluene
  2. 3-Nitrotoluene
  3. 4-Nitrotoluene
  4. 2,3-Diaminotoluene
  5. 2,6-Diaminotoluene
  6. 2,4-Diaminotoluene
  7. 1,4-Dinitrobenzene
  8. 2,6-Dinitrotoluene
  9. 2-Amino-6-nitrotoluene
  10. 1,3-Dinitrobenzene
  11. 2,4-Dinitrotoluene
  12. 2-Amino-4-nitrotoluene
  13. 2,3-Dinitrotoluene
  14. 3,4-Dinitrotoluene
  15. 3-Nitrobiphenyl
  16. 2,4,6-Trinitrotoluene
  17. 2,4,5-Trinitrotoluene
  18. 4-Amino-2,6-dinitrotoluene
  19. 2,3,4-Trinitrotoluene
  20. 1,3-Dinitronaphthalene
  21. 2,6-Diamino-4-nitrotoluene
  22. 2-Amino-4,6-dinitrotoluene
  23. 2,2'-Dinitrobiphenyl

**Column** Rtx®-200, 30 m, 0.25 mm ID, 0.25 µm (cat.# 15023)  
**Sample** Explosives sample  
**Conc.:** 20 ng/µL  
**Injection**  
**Inj. Vol.:** 1 µL splitless (hold 0.6 min)  
**Inj. Temp.:** 280 °C  
**Oven**  
**Oven Temp:** 80 °C (hold 2 min) to 260 °C at 3 °C/min (hold 2 min)  
**Carrier Gas** He, constant pressure  
**Linear Velocity:** 20 cm/sec @ 80 °C  
**Detector** MS  
**Mode:** Scan  
**Transfer Line Temp.:** 300 °C  
**Analyzer Type:** Quadrupole  
**Ionization Mode:** EI

# Now Online! Our EZGC™ Web App Will Kick-Start Your GC Method Development

- **EZ to Register** – If you have a Restek login, you're already done! (And if you don't, you can get one at no charge and with no hassle.)
- **EZ to Get Started** – A quick, 5-minute video will show you everything you need to know.
- **EZ to Use** – Just enter your target compounds, and in seconds, the EZGC™ system gives you a customized method, including column, conditions, and model chromatogram.
- **EZ to Analyze** – Model chromatograms are fully interactive. Zoom in, view chemical structures, and even overlay mass spectra.
- **EZ to Save** – Print your chromatogram and custom settings, or save them for future reference.

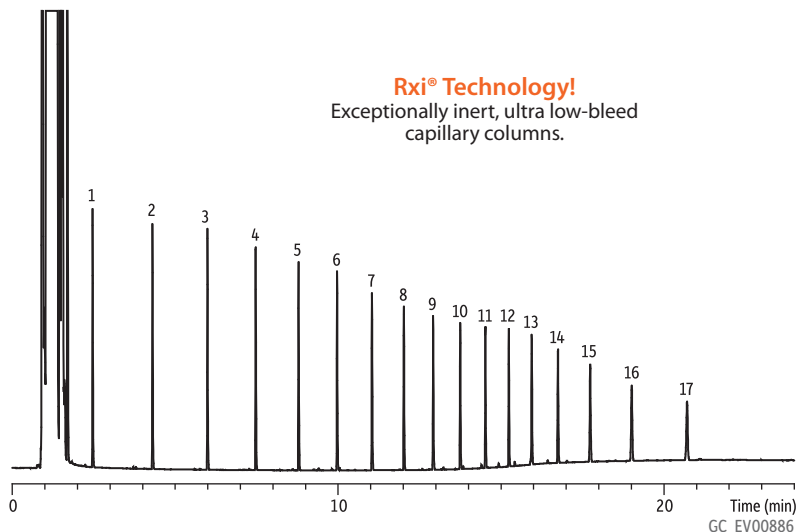


Start developing incredible GC methods today!

[www.restek.com/ezgc](http://www.restek.com/ezgc)



Petroleum Hydrocarbons (TPH) on Rxi®-1ms

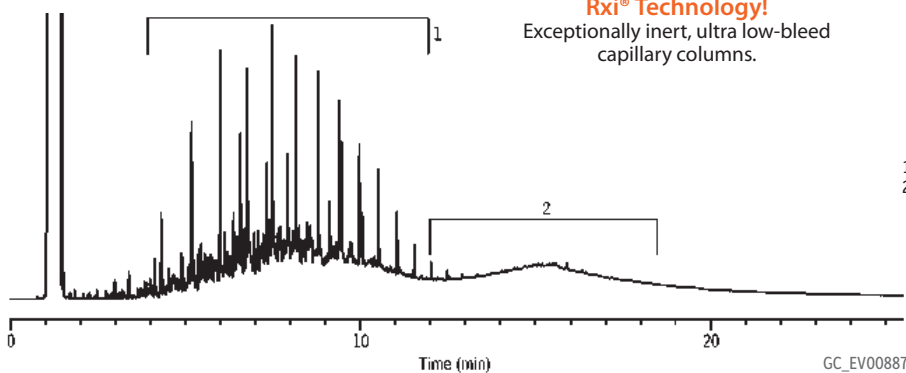


**Rxi® Technology!**  
Exceptionally inert, ultra low-bleed  
capillary columns.

- Peaks**
1. C8
  2. C10
  3. C12
  4. C14
  5. C16
  6. C18
  7. C20
  8. C22
  9. C24
  10. C26
  11. C28
  12. C30
  13. C32
  14. C34
  15. C36
  16. C38
  17. C40

**Column** Rxi®-1ms, 20 m, 0.18 mm ID, 0.18 µm (cat.# 13302)  
**Sample** Florida TRPH standard (cat.# 31266)  
**Diluent:** Hexane  
**Conc.:** 500 µg/mL  
**Injection**  
**Inj. Vol.:** 0.5 µL split (split ratio 20:1)  
**Liner:** 3.5 mm split Precision® liner w/wool (cat.# 21021)  
**Inj. Temp.:** 275 °C  
**Oven**  
**Oven Temp:** 40 °C (hold 1 min) to 330 °C at 20 °C/min (hold 10 min)  
**Carrier Gas** H<sub>2</sub>, constant pressure  
**Linear Velocity:** 55 cm/sec @ 40 °C  
**Detector** FID @ 350 °C  
**Instrument** Shimadzu 2010 GC  
**Acknowledgement** GC courtesy of Shimadzu Scientific.

Lubrication Range Organics Diesel Fuel #2/Motor Oil on Rxi®-1ms

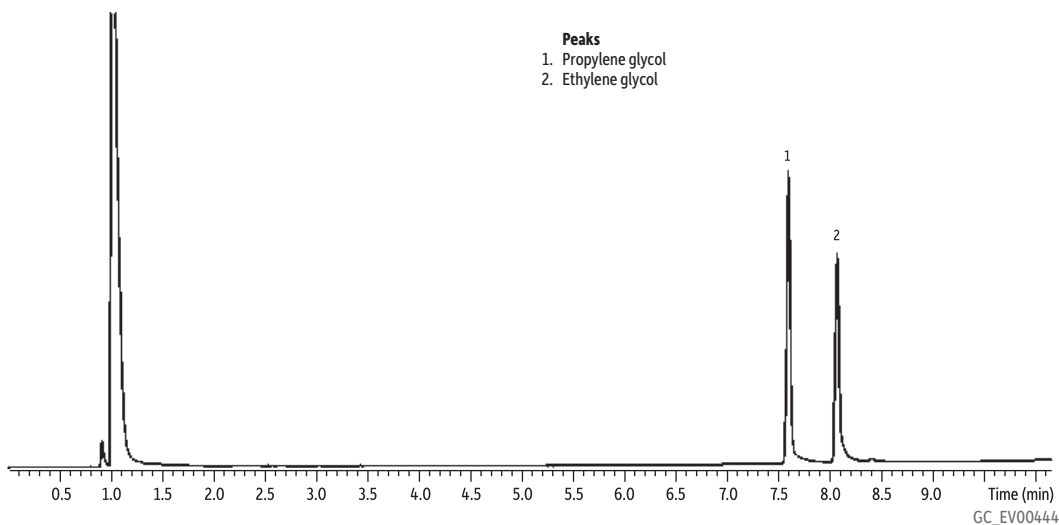


**Rxi® Technology!**  
Exceptionally inert, ultra low-bleed  
capillary columns.

- Peaks**
1. Diesel fuel #2 composite
  2. Motor oil

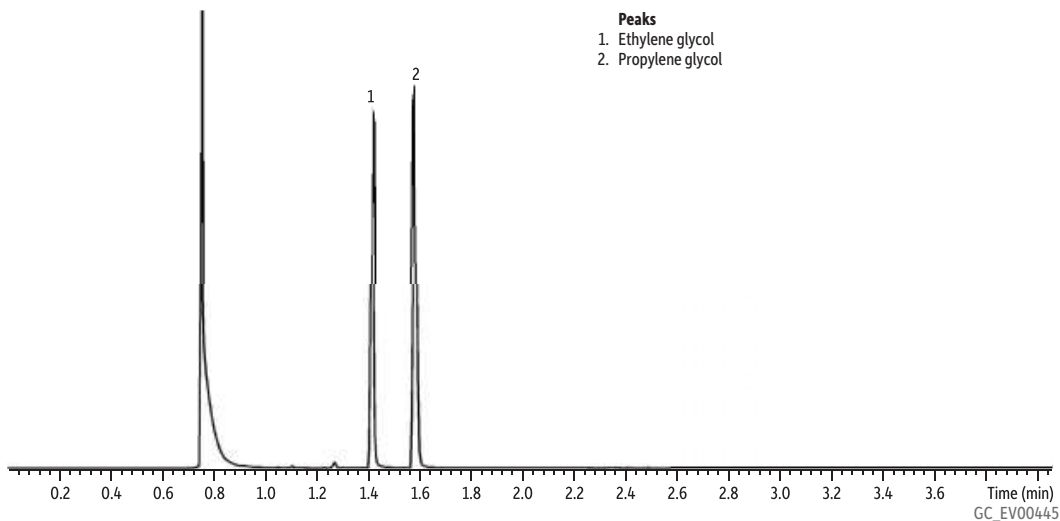
**Column** Rxi®-1ms, 20 m, 0.18 mm ID, 0.18 µm (cat.# 13302)  
**Sample** Diesel #2/motor oil (cat.# 31682)  
**Diluent:** Hexane  
**Conc.:** 5,000 µg/mL  
**Injection**  
**Inj. Vol.:** 0.5 µL split (split ratio 20:1)  
**Liner:** 3.5 mm split Precision® liner w/wool (cat.# 21021)  
**Inj. Temp.:** 275 °C  
**Oven**  
**Oven Temp:** 40 °C (hold 1 min) to 330 °C at 20 °C/min (hold 10 min)  
**Carrier Gas** H<sub>2</sub>, constant pressure  
**Linear Velocity:** 55 cm/sec @ 40 °C  
**Detector** FID @ 350 °C  
**Instrument** Shimadzu 2010 GC

## Glycols on Rtx®-Wax



**Column** Rtx®-Wax, 30 m, 0.53 mm ID, 1.00 µm (cat.# 12455)  
**Sample**  
**Conc.:** 100 µg/mL each  
**Injection** Direct  
**Inj. Temp.:** 220 °C  
**Oven**  
**Oven Temp:** 80 °C (hold 1 min) to 120 °C at 8 °C/min (hold 3 min)  
**Detector** FID @ 270 °C  
**Notes** 10 psi pressure

## Glycols on Rtx®-200



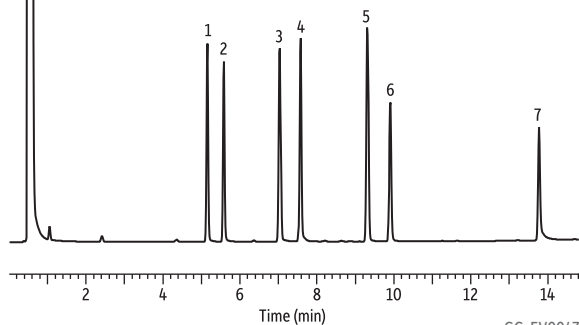
**Column** Rtx®-200, 30 m, 0.53 mm ID, 1.00 µm (cat.# 15055)  
**Sample**  
**Conc.:** 100 µg/mL each  
**Injection** Direct  
**Inj. Temp.:** 220 °C  
**Oven**  
**Oven Temp:** 80 °C (hold 1 min) to 200 °C at 8 °C/min (hold 3 min)  
**Detector** FID @ 270 °C  
**Notes** 10 psi pressure

## Glycols on Stabilwax®

## Peaks

- 1,2-Propylene glycol
- Ethylene glycol
- 1,3-Butylene glycol
- 1,3-Propylene glycol
- 1,4-Butylene glycol
- Diethylene glycol
- Glycerol

**Column** Stabilwax®, 30 m, 0.53 mm ID, 1.00 µm (cat.# 10655)  
**Sample** Glycol mix  
**Diluent:** Water:methanol (50:50)  
**Conc.:** 150 ppm  
**Injection**  
**Inj. Vol.:** 1.0 µL direct  
**Liner:** Open-top Uniliner® liner without wool (cat.# 20843-205)  
**Oven**  
**Oven Temp:** 80 °C to 200 °C at 8 °C/min (hold 10 min)  
**Carrier Gas** He, constant flow  
**Flow Rate:** 6.9 mL/min  
**Linear Velocity:** 50 cm/sec  
**Detector** FID @ 270 °C  
**Make-up Gas**  
**Flow Rate:** 45 mL/min  
**Notes** Septa purge = 5.0 cc/min

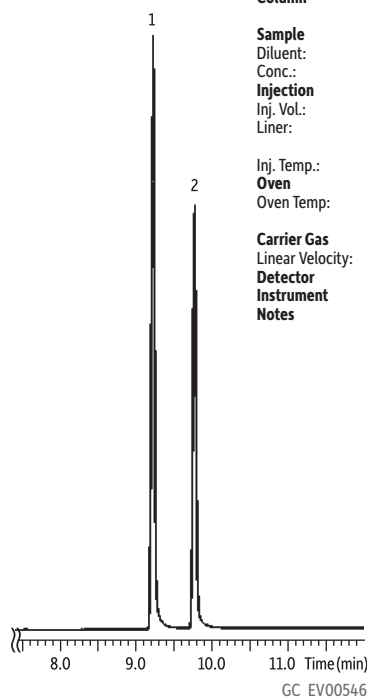


## Glycols on Stabilwax®

## Peaks

- Propylene glycol
- Ethylene glycol


**Column** Stabilwax®, 30 m, 0.53 mm ID, 1.0 µm (cat.# 10655)  
**Sample** Glycols  
**Diluent:** Water  
**Conc.:** 100 ppm  
**Injection**  
**Inj. Vol.:** 1.0 µL direct  
**Liner:** Open-top Uniliner® inlet liner without wool (cat.# 20843-205)  
**Inj. Temp.:** 225 °C  
**Oven**  
**Oven Temp:** 80 °C (hold 1 min) to 200 °C at 8 °C/min (hold 5 min)  
**Carrier Gas** He, constant linear velocity  
**Linear Velocity:** 50 cm/sec  
**Detector** FID @ 250 °C  
**Instrument** Agilent/HP6890 GC  
**Notes** Septum Purge: 5.0 cc/min



## Chromatogram Search Tool

Search by **compound name**,  
**synonym**, **CAS #**, or **keyword**

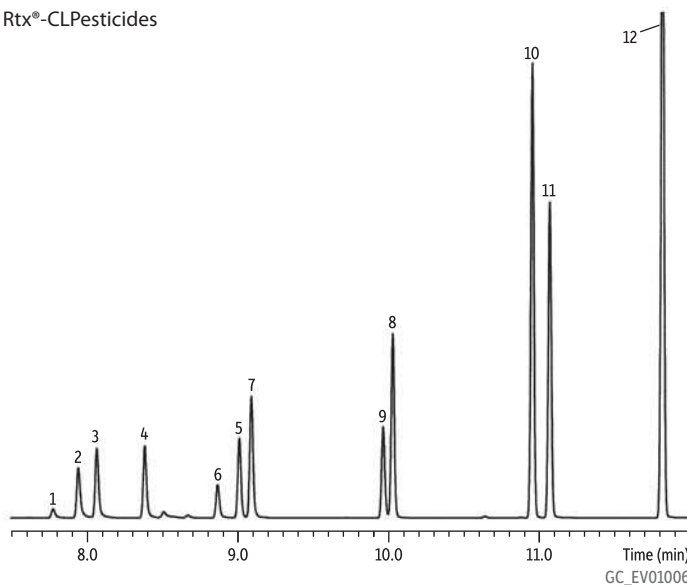
[www.restek.com/chromatograms](http://www.restek.com/chromatograms)



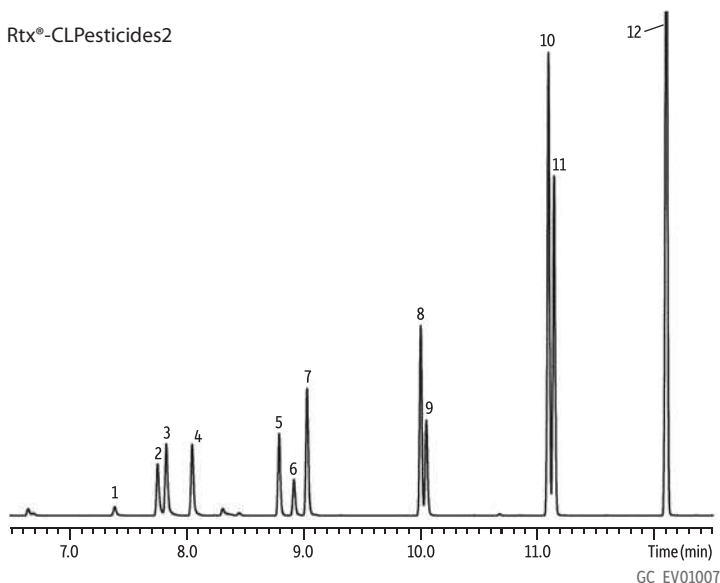
Haloacetic Acids & Dalapon by EPA Method 552.2 on Rtx®-CLPesticides & Rtx®-CLPesticides2



Rtx®-CLPesticides



Rtx®-CLPesticides2



Peaks	Conc. (µg/mL)
1. Methyl monochloroacetate	1.2
2. Methyl monobromoacetate	0.8
3. Methyl dichloroacetate	1.2
4. Dalapon methyl ester	2
5. Methyl trichloroacetate	0.4
6. 1,2,3-Trichloropropane (IS)	4
7. Methyl bromo(chloro)acetate	0.8
8. Methyl bromodichloroacetate	0.8
9. Methyl dibromoacetate	0.4
10. Methyl chlorodibromoacetate	2
11. Methyl 2,3-dibromopropionate (SS)	2
12. Methyl tribromoacetate	4

**Columns** Rtx®-CLPesticides 2 30 m, 0.32 mm ID, 0.25 µm (cat.# 11324) and Rtx®-CLPesticides 30 m, 0.32 mm ID, 0.32 µm (cat.# 11141) using Rxi® guard column 5 m, 0.32 mm ID (cat.# 10039) with deactivated universal "Y" Press-Tight® connector (cat.# 20405-261)

**Sample** Haloacetic acid methyl ester mix #2 (cat.# 31647)  
Dalapon methyl ester (cat.# 32057)  
Methyl-2,3-dibromopropionate (cat.# 31656)  
1,2,3-Trichloropropane (cat.# 31648)  
Methyl *tert*-butyl ether (MTBE)

**Diluent:**  
**Injection**  
Inj. Vol.: 1.0 µL splitless (hold 0.75 min)  
Liner: Cyclo double taper (4 mm) (cat.# 20896)  
Inj. Temp.: 250 °C

**Oven**  
Oven Temp: 35 °C (hold 4 min) to 250 °C at 15 °C/min (hold 5 min)  
Carrier Gas: He, constant flow  
Linear Velocity: 25 cm/sec

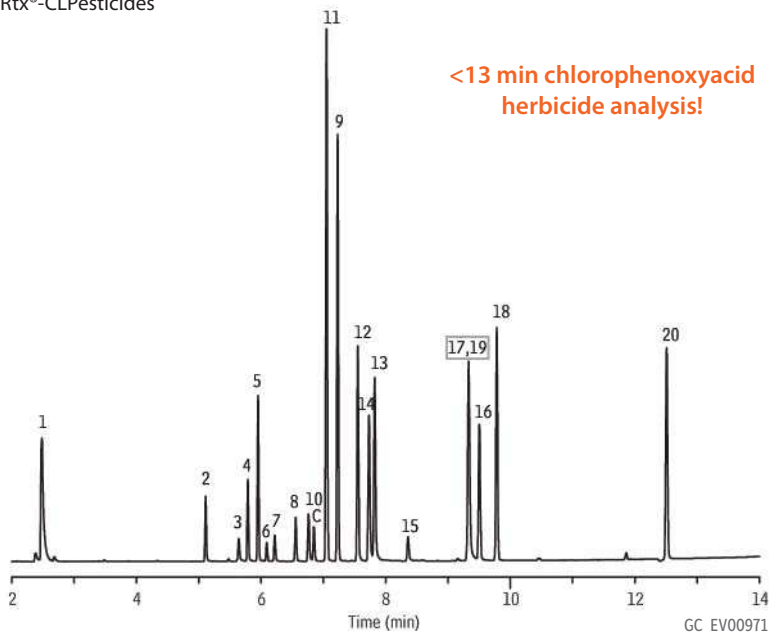
**Detector** µ-ECD @ 300 °C

**Notes** This chromatogram was obtained using an Agilent µ-ECD. To obtain comparable results, you will need to employ a µ-ECD in addition to confirmational dual columns connected to a 5-meter guard column using a "Y" Press-Tight® connector.

Herbicides on Rtx®-CLPesticides & Rtx®-CLPesticides2



Rtx®-CLPesticides



**Peaks**

1. Dalapon methyl ester
  2. 3,5-Dichlorobenzoic acid methyl ester (SS)
  3. 4-Nitroanisole
  4. DCAA methyl ester (SS)
  5. Dicamba methyl ester
  6. MCPP methyl ester
  7. MCPA Methyl ester
  8. Dichlorprop, methyl ester
  9. 4,4'-DBOB (IS)
  10. 2,4-D methyl ester
  11. Pentachloroanisole
  12. 2,4,5-TP, methyl ester
  13. 2,4,5-T methyl ester
  14. Chloramben, methyl ester
  15. 2,4-DB methyl ester
  16. Dinoseb methyl ester
  17. Bentazon methyl ester
  18. DCPA
  19. Pichloram methyl ester
  20. Acifluorfen methyl ester
- C. contaminant

**Columns**

Rtx®-CLPesticides2 30 m, 0.32 mm ID, 0.25 µm (cat.# 11324) and Rtx®-CLPesticides 30 m, 0.32 mm ID, 0.32 µm (cat.# 11141) using Rxi® deactivated guard column 5 m, 0.32 mm ID (cat.# 10039) with universal "Y" Press-Tight® connector (cat.# 20405-261)

**Sample**

200 ng/mL herbicide mix #1 (cat.# 32055)  
1,000 ng/mL dalapon methyl ester (cat.# 32057)  
20,000 ng/mL herbicide mix #3 (cat.# 32059)  
200 ng/mL herbicide mix #4 (cat.# 32062)  
250 ng/mL 4,4'-dibromooctafluorobiphenyl (cat.# 32053)  
400 ng/mL 2,4-dichlorophenyl acetic acid methyl ester (cat.# 32050)  
Hexane

**Diluent:**

**Injection**

Inj. Vol.: 1.0 µL splitless (hold 0.75 min)  
Liner: Cyclo double taper (4 mm) (cat.# 20895)  
Inj. Temp.: 250 °C

**Oven**

Oven Temp.: 70 °C (hold 0.5 min) to 190 °C at 25 °C/min (hold 1 min) to 300 °C at 11 °C/min (hold 5 min)

**Carrier Gas**

Linear Velocity: He, constant pressure

36 cm/sec @ 70 °C

µ-ECD @ 325 °C

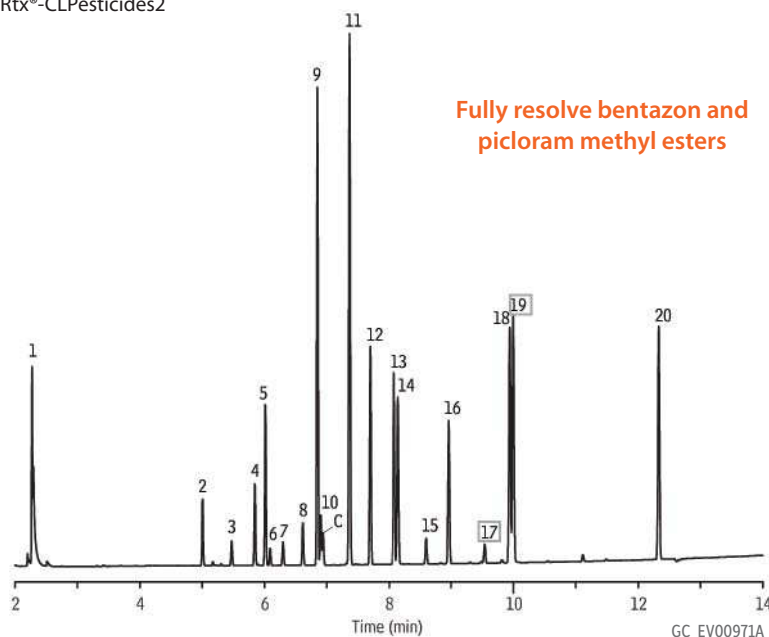
Agilent/HP6890 GC

**Instrument**

**Notes**

This chromatogram was obtained using an Agilent µ-ECD. To obtain comparable results, you will need to employ a µ-ECD in addition to confirmational dual columns connected to a 5-meter guard column using a "Y" Press-Tight® connector.

Rtx®-CLPesticides2



also see:

Pesticides & Herbicides

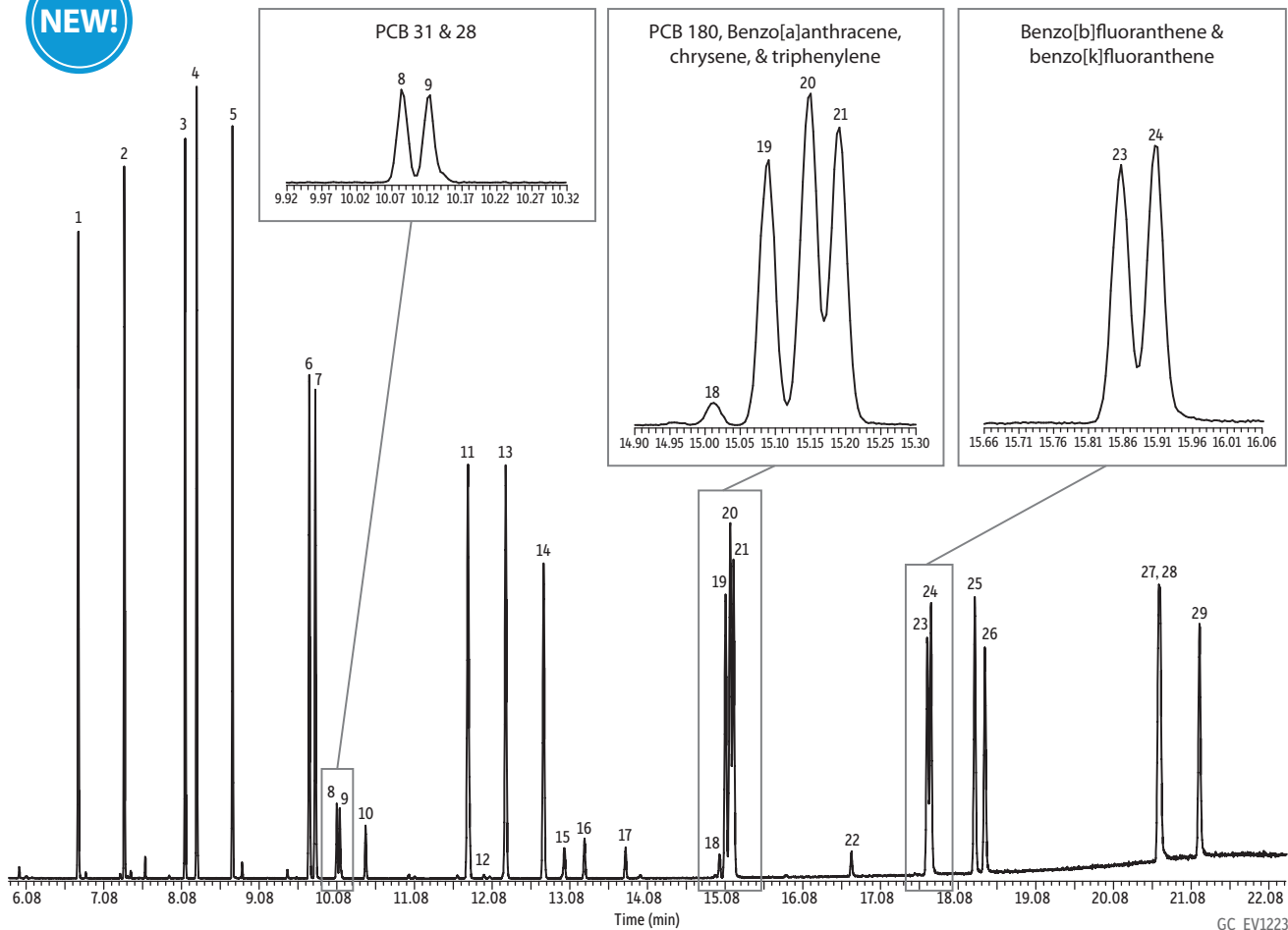
▶ page 610



PAHs and PCB Congeners on Rxi®-XLB

Rxi® Technology!

Exceptionally inert, ultra low-bleed capillary columns.



**Column** Rxi®-XLB, 30 m, 0.25 mm ID, 0.25 µm (cat.# 13723)  
**Sample** SV calibration mix #5 / 610 PAH mix (cat.# 31011)  
 Benzo(e)pyrene (cat.# custom)  
 Triphenylene (cat.# custom)  
 2-Methylnaphthalene (cat.# 31285)  
 2-Methylfluoranthene (cat.# custom)  
 PCB congener standard #2 (cat.# 32294)  
 PCB 31 (cat.# custom)  
 Dichloromethane

**Diluent:**  
**Injection**  
 Inj. Vol.: 0.5 µL splitless (hold 1.75 min)  
 Liner: 2.0 mm ID straight inlet liner w/wool (cat.# 21718)  
 Inj. Temp.: 300 °C  
 Purge Flow: 50 mL/min

**Oven**  
 Oven Temp: 40 °C (hold 2 min) to 240 °C at 30 °C/min (hold 2 min) to 340 °C at 10 °C/min (hold 5 min)  
**Carrier Gas**  
 Carrier Gas: He, constant flow

**Flow Rate:** 1 mL/min

**Detector**

Mode: MS

Transfer Line

Temp.: 300 °C

Analyzer Type: Quadrupole

Source Temp.: 280 °C

Electron Energy: 70 eV

Solvent Delay

Time: 4 min

Tune Type: manual

Ionization Mode: EI

Scan Range: 45-550 amu

Scan Rate: 5 scans/sec

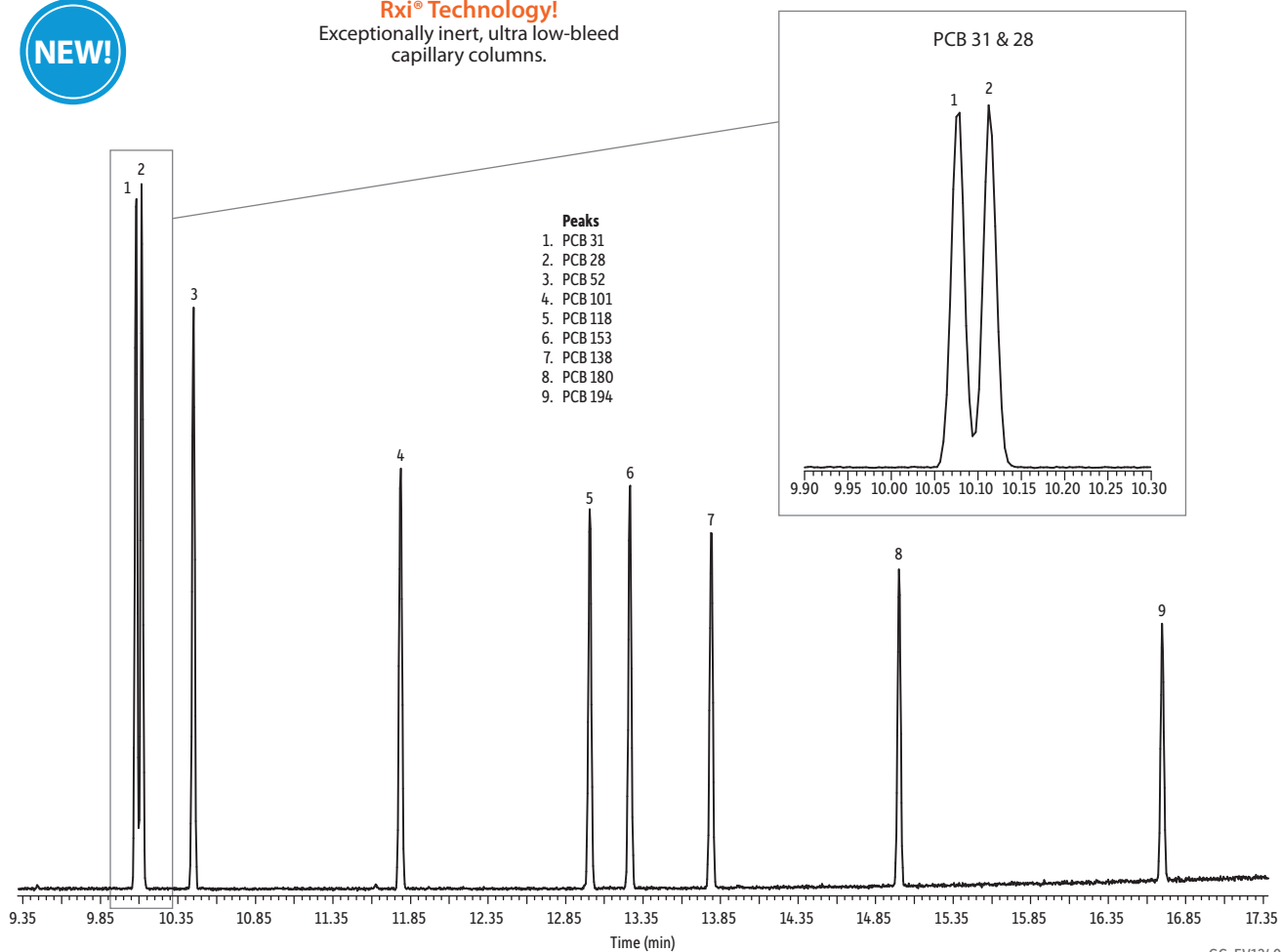
**Instrument** PE Clarus 500 GC & Clarus 500 MS

Peaks	Conc. (µg/mL)
1. Naphthalene	5
2. 2-Methylnaphthalene	5
3. Acenaphthylene	5
4. Acenaphthene	5
5. Fluorene	5
6. Phenanthrene	5
7. Anthracene	5
8. PCB 31	1
9. PCB 28	1
10. PCB 52	1
11. Fluoranthene	5
12. PCB 101	1
13. Pyrene	5
14. 2-Methylfluoranthene	5
15. PCB 118	1
16. PCB 153	1
17. PCB 138	1
18. PCB 180	1
19. Benzo[a]anthracene	5
20. Chrysene	5
21. Triphenylene	5
22. PCB 194	1
23. Benzo[b]fluoranthene	5
24. Benzo[k]fluoranthene	5
25. Benzo[e]pyrene	5
26. Benzo[a]pyrene	5
27. Dibenzo[a,h]anthracene	5
28. Indeno[1,2,3-cd]pyrene	5
29. Benzo[g,h,i]perylene	5

EU PCB Congeners on Rxi®-XLB



**Rxi® Technology!**  
Exceptionally inert, ultra low-bleed  
capillary columns.



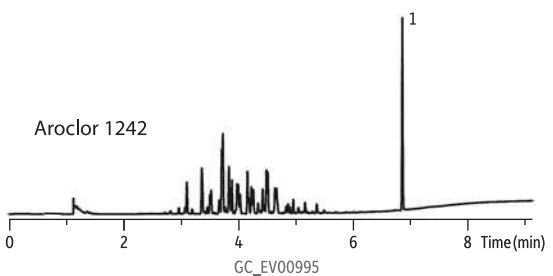
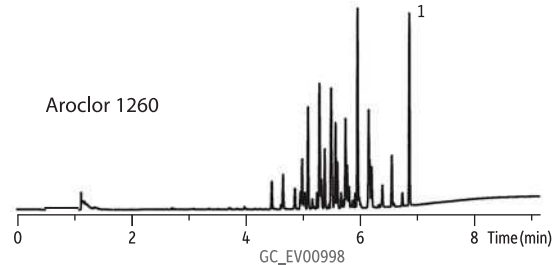
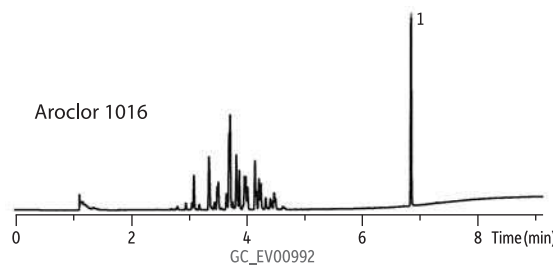
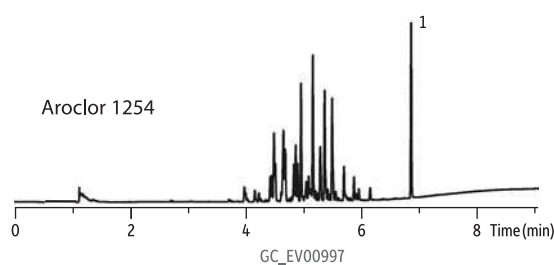
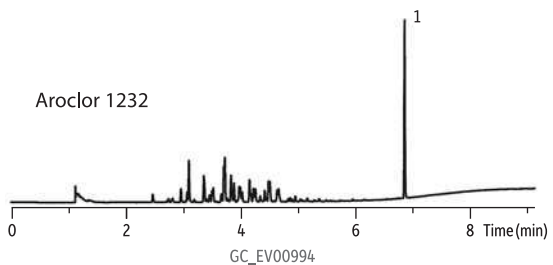
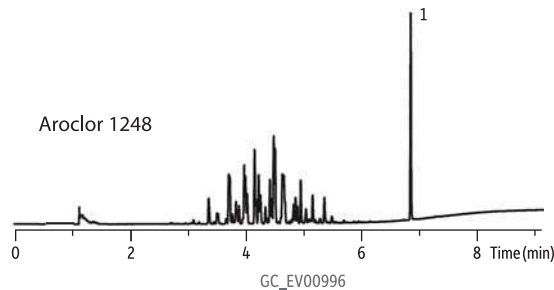
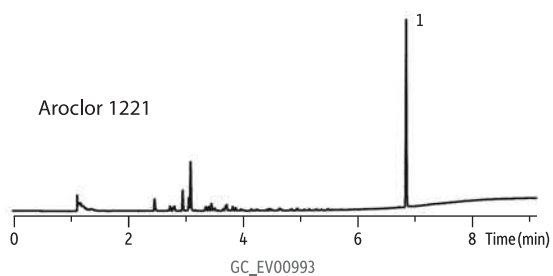
GC\_EV1240

**Column** Rxi®-XLB, 30 m, 0.25 mm ID, 0.25 µm (cat.# 13723)  
**Sample** PCB congener standard #2 (cat.# 32294)  
 PCB 31 (cat.# custom)  
**Diluent:** Dichloromethane  
**Conc.:** 3.5 ppm  
**Injection**  
 Inj. Vol.: 0.5 µL splitless (hold 1.75 min)  
 Liner: 2.0 mm ID straight inlet liner w/wool (cat.# 21718)  
 Inj. Temp.: 300 °C  
 Purge Flow: 50 mL/min  
**Oven**  
 Oven Temp: 40 °C (hold 2 min) to 240 °C at 30 °C/min (hold 2 min) to 340 °C at 10 °C/min (hold 5 min)  
**Carrier Gas**  
 He, constant flow  
 Flow Rate: 1 mL/min  
**Detector**  
 MS  
 Mode: Scan  
 Transfer Line  
 Temp.: 300 °C  
 Analyzer Type: Quadrupole  
 Source Temp.: 280 °C  
 Electron Energy: 70 eV  
 Ionization Mode: EI  
 Scan Range: 45-550 amu  
 Scan Rate: 5 scans/sec  
**Instrument** PE Clarus 500 GC & Clarus 500 MS

Aroclor PCBs on Rtx®-CLPesticides

Rtx®-CLPesticides  
30 m, 0.32 mm ID, 0.32 µm (cat.# 11141)

Peaks  
1. Decachlorobiphenyl (DCB)



Seven EPA Methods  
on One Column Pair  
using a µ-ECD

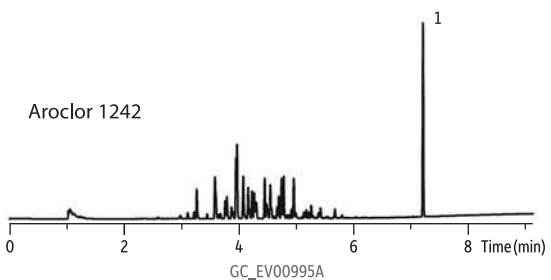
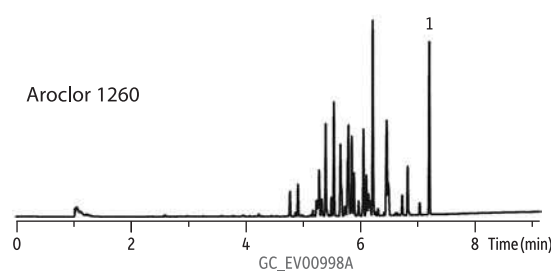
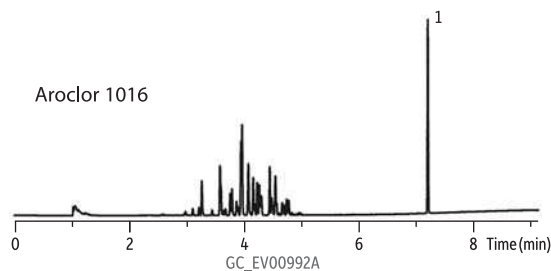
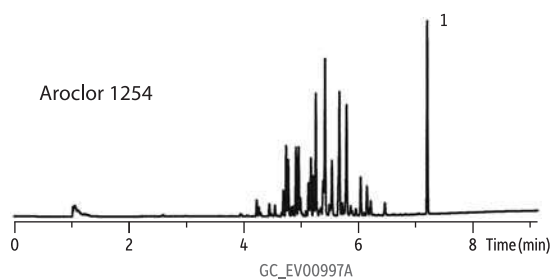
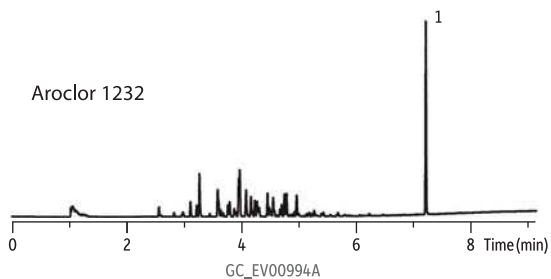
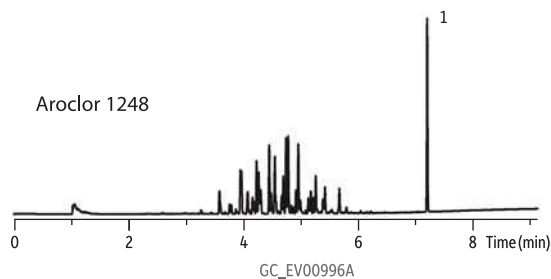
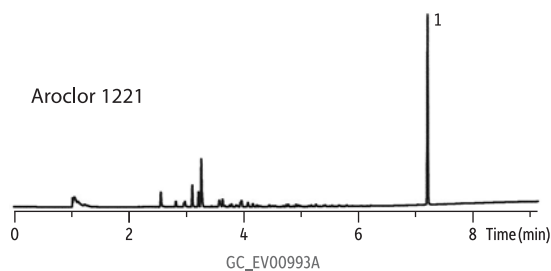
[www.restek.com/RtxCLP7](http://www.restek.com/RtxCLP7)

**Column** Rtx®-CLPesticides, 30 m, 0.32 mm ID, 0.32 µm (cat.# 11141)  
**Sample** PCB kit #1 diluted to 1,000 ppb in hexane (cat.# 32089)  
 Decachlorobiphenyl (BZ #209) diluted to 100 ppb in acetone (cat.# 32029)  
**Injection**  
 Inj. Vol.: 1.0 µL pulsed splitless (hold 0.3 min)  
 Liner: Cyclo double taper (4 mm) (cat.# 20895)  
 Inj. Temp.: 250 °C  
 Pulse Pressure: 30 psi (206.8 kPa)  
**Oven**  
 Oven Temp: 120 °C to 200 °C at 45 °C/min to 230 °C at 15 °C/min to 330 °C at 30 °C/min (hold 2 min)  
**Carrier Gas** He, constant flow  
 Linear Velocity: 60 cm/sec  
**Detector** µ-ECD @ 330 °C  
**Notes** This chromatogram was obtained using an Agilent µ-ECD. To obtain comparable results, you will need to employ a µ-ECD in addition to confirmational dual columns connected to a 5-meter guard column using a "Y" Press-Tight® connector.

## Aroclor PCBs on Rtx®-CLPesticides2

Rtx®-CLPesticides2  
30 m, 0.32 mm ID, 0.25 µm (cat.# 11324)

**Peaks**  
1. Decachlorobiphenyl (DCB)



Sample throughput can be significantly improved by using Rtx®-CLPesticides & Rtx®-CLPesticides2 columns.

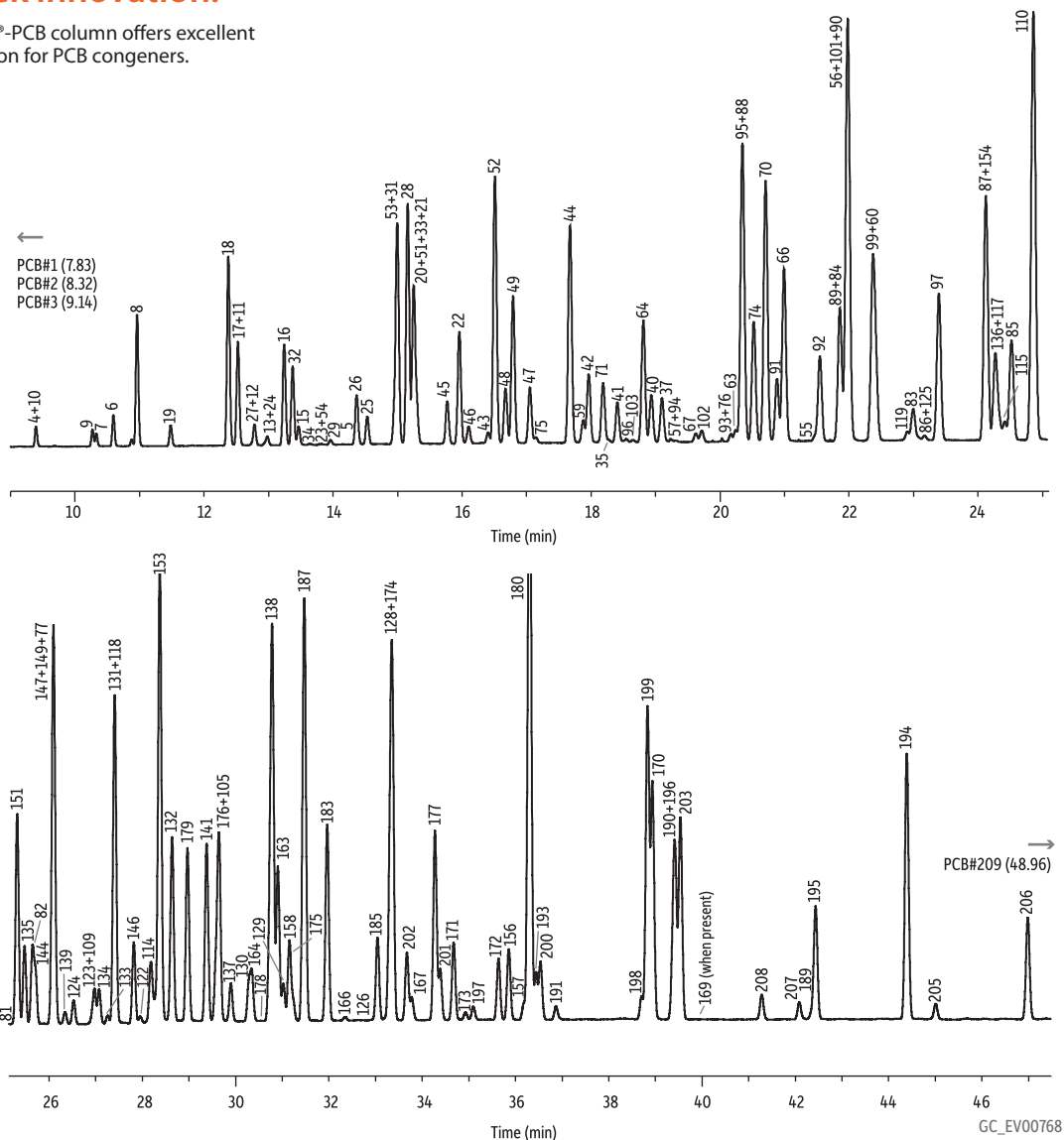
[www.restek.com/RtxCLP7](http://www.restek.com/RtxCLP7)

**Column** Rtx®-CLPesticides2, 30 m, 0.32 mm ID, 0.25 µm (cat.# 11324)  
**Sample** PCB kit #1 diluted to 1,000 ppb in hexane (cat.# 32089)  
 Decachlorobiphenyl (BZ #209) diluted to 100 ppb in acetone (cat.# 32029)  
**Injection**  
 Inj. Vol.: 1.0 µL pulsed splitless (hold 0.3 min)  
 Liner: Cyclo double taper (4 mm) (cat.# 20895)  
 Inj. Temp.: 250 °C  
 Pulse Pressure: 30 psi (206.8 kPa)  
**Oven**  
 Oven Temp: 120 °C to 200 °C at 45 °C/min to 230 °C at 15 °C/min to 330 °C at 30 °C/min (hold 2 min)  
**Carrier Gas** He, constant flow  
 Linear Velocity: 60 cm/sec  
**Detector** µ-ECD @ 330 °C  
**Notes** This chromatogram was obtained using an Agilent µ-ECD. To obtain comparable results, you will need to employ a µ-ECD in addition to confirmational dual columns connected to a 5-meter guard column using a "Y" Press-Tight® connector.

Aroclor 1242/1254/1262 PCBs on Rtx®-PCB

restek innovation!

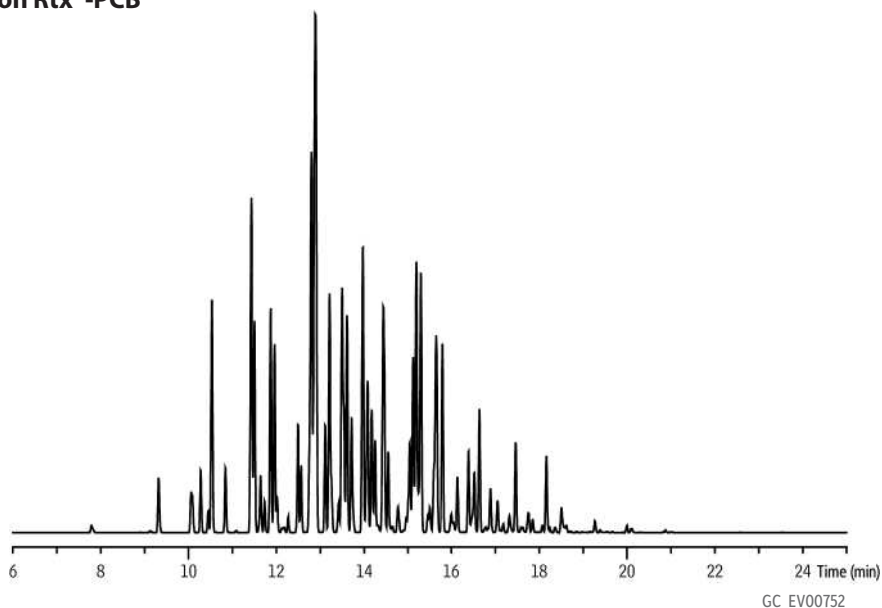
The Rtx®-PCB column offers excellent resolution for PCB congeners.



**Column** Rtx®-PCB, 40 m, 0.18 mm ID, 0.18 µm (cat.# 41303)  
**Sample** Aroclor 1242 (cat.# 32009)  
 Aroclor 1254 (cat.# 32011)  
 Aroclor 1262 (cat.# 32409)  
**Diluent:** Hexane  
**Conc.:** 300 ng/mL  
**Injection**  
**Inj. Vol.:** 1.0 µL splitless (hold 0.75 min)  
**Liner:** Recessed taper (4 mm) (cat.# 20983)  
**Inj. Temp.:** 230 °C  
**Oven**  
**Oven Temp:** 100 °C (hold 1 min) to 200 °C at 30 °C/min to 320 °C at 2 °C/min (hold 1 min)  
**Carrier Gas** H<sub>2</sub>, constant pressure  
**Linear Velocity:** 40 cm/sec @ 100 °C  
**Detector** ECD @ 330 °C



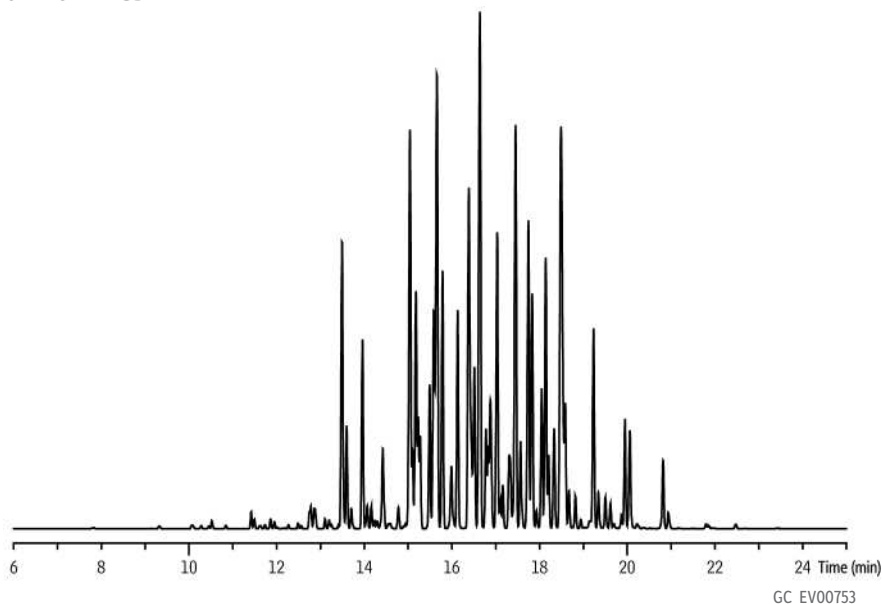
Aroclor 1242 PCBs on Rtx®-PCB



GC\_EV00752

**Column** Rtx®-PCB, 30 m, 0.25 mm ID, 0.25 µm (cat.# 13223)  
**Sample** Aroclor 1242 (cat.# 32009)  
**Conc.:** 200 ng/mL  
**Injection**  
 Inj. Vol.: 1.0 µL splitless (hold 0.75 min)  
 Liner: 3.5 mm ID single taper inlet liner (cat.# 20962)  
 Inj. Temp.: 250 °C  
**Oven**  
 Oven Temp: 100 °C (hold 1.0 min) to 300 °C at 10 °C/min (hold 4 min)  
**Carrier Gas** H<sub>2</sub>, constant pressure  
 Linear Velocity: 71 cm/sec @ 110 °C  
**Detector** ECD @ 310 °C

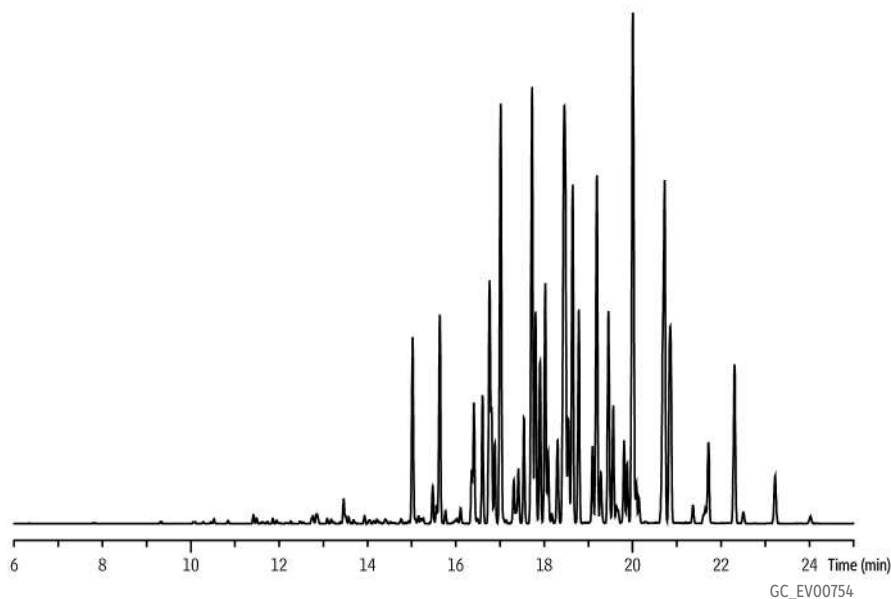
Aroclor 1254 PCBs on Rtx®-PCB



GC\_EV00753

**Column** Rtx®-PCB, 30 m, 0.25 mm ID, 0.25 µm (cat.# 13223)  
**Sample** Aroclor 1254 (cat.# 32011)  
**Conc.:** 200 ng/mL  
**Injection**  
 Inj. Vol.: 1.0 µL splitless (hold 0.75 min)  
 Liner: 3.5 mm ID single taper inlet liner (cat.# 20962)  
 Inj. Temp.: 250 °C  
**Oven**  
 Oven Temp: 100 °C (hold 1.0 min) to 300 °C at 10 °C/min (hold 4 min)  
**Carrier Gas** H<sub>2</sub>, constant pressure  
 Linear Velocity: 71 cm/sec @ 110 °C  
**Detector** ECD @ 310 °C

Aroclor 1260 PCBs on Rtx®-PCB

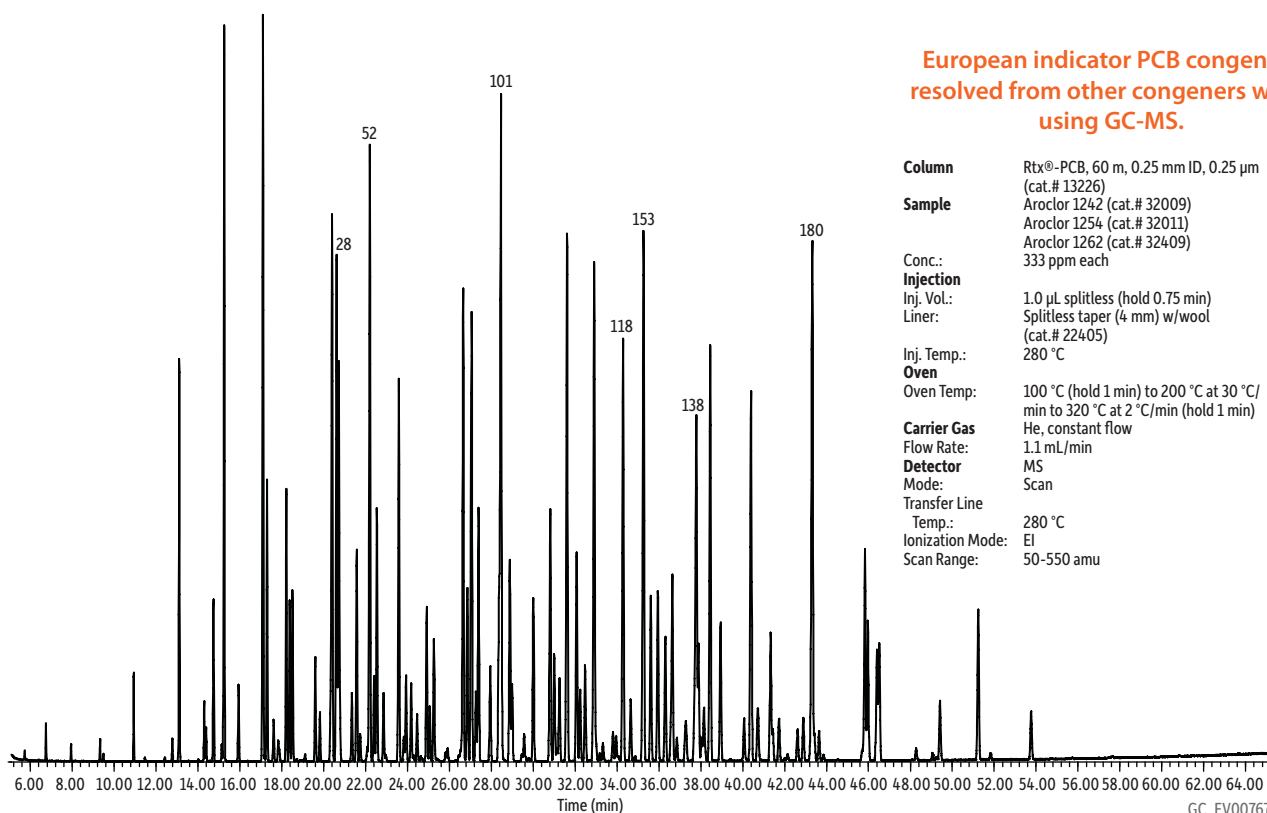


**Column** Rtx®-PCB, 30 m, 0.25 mm ID, 0.25 µm (cat.# 13223)  
**Sample** Aroclor 1260 (cat.# 32012)  
**Conc.:** 200 ng/mL  
**Injection**  
 Inj. Vol.: 1.0 µL splitless (hold 0.75 min)  
 Liner: 3.5 mm ID single taper inlet liner (cat.# 20962)  
 Inj. Temp.: 250 °C  
**Oven**  
 Oven Temp: 100 °C (hold 1.0 min) to 300 °C at 10 °C/min (hold 4 min)  
**Carrier Gas** H<sub>2</sub>, constant pressure  
 Linear Velocity: 71 cm/sec @ 110 °C  
**Detector** ECD @ 310 °C

GC\_EV00754

Aroclor PCBs on Rtx®-PCB

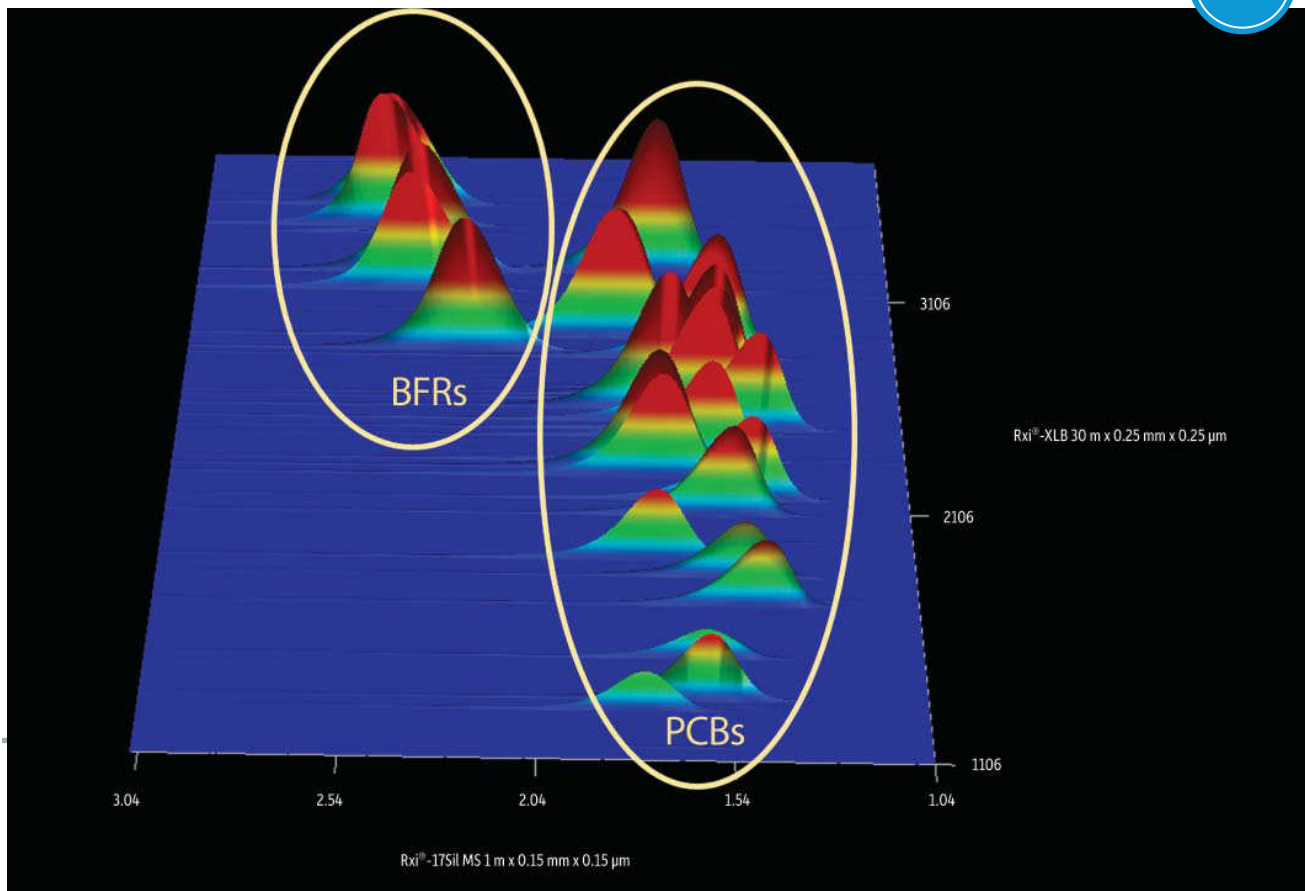
European indicator PCB congeners  
resolved from other congeners when  
using GC-MS.



**Column** Rtx®-PCB, 60 m, 0.25 mm ID, 0.25 µm (cat.# 13226)  
**Sample** Aroclor 1242 (cat.# 32009)  
 Aroclor 1254 (cat.# 32011)  
 Aroclor 1262 (cat.# 32409)  
**Conc.:** 333 ppm each  
**Injection**  
 Inj. Vol.: 1.0 µL splitless (hold 0.75 min)  
 Liner: Splitless taper (4 mm) w/wool (cat.# 22405)  
 Inj. Temp.: 280 °C  
**Oven**  
 Oven Temp: 100 °C (hold 1 min) to 200 °C at 30 °C/min to 320 °C at 2 °C/min (hold 1 min)  
**Carrier Gas** He, constant flow  
 Flow Rate: 1.1 mL/min  
**Detector** MS  
 Mode: Scan  
 Transfer Line  
 Temp.: 280 °C  
 Ionization Mode: EI  
 Scan Range: 50-550 amu

GC\_EV00767

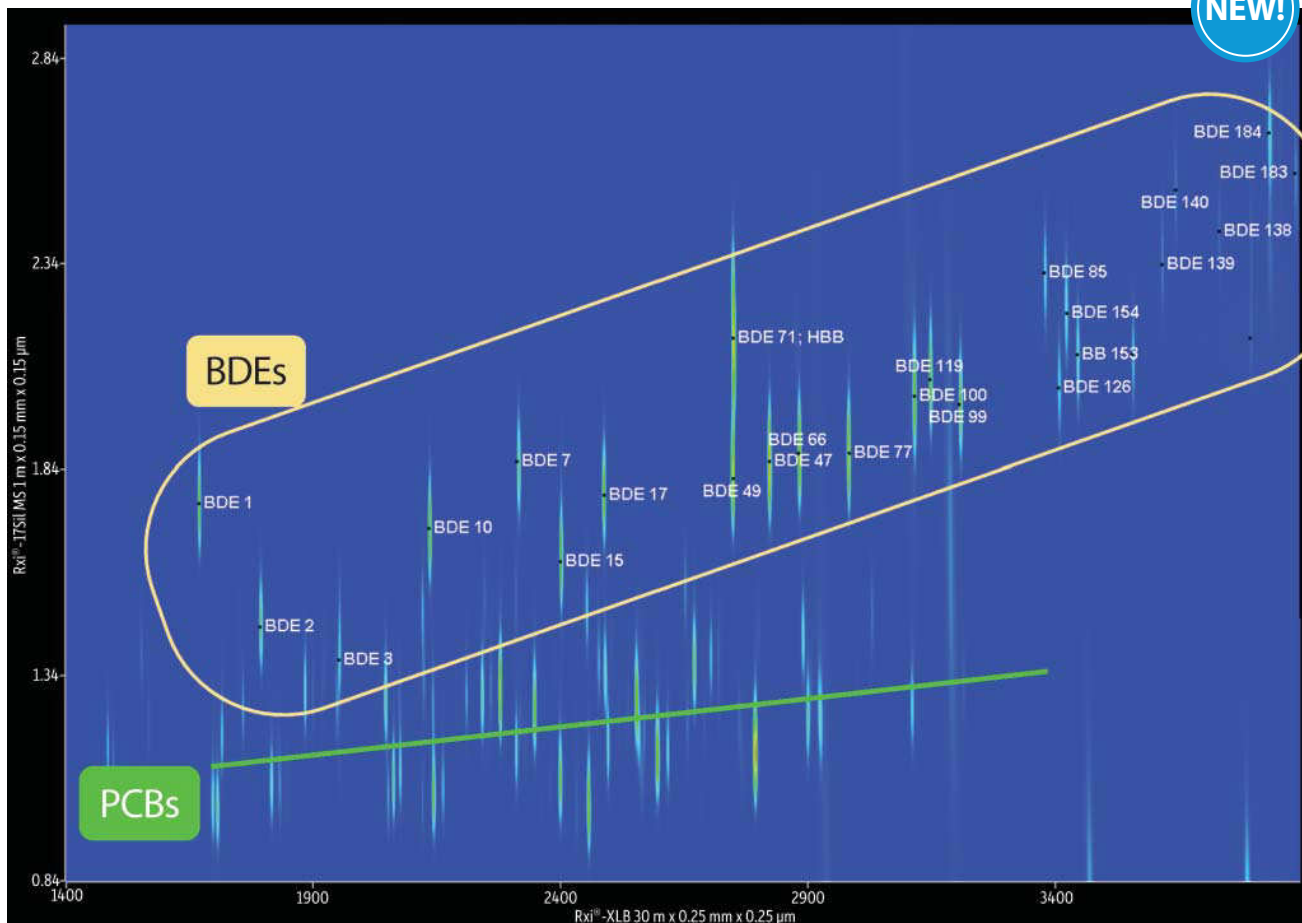
PCBs and BFRs on Rxi®-XLB and Rxi®-17Sil MS (GCxGC)



GC\_EV1237

<b>Column</b>	Rxi®-XLB 30 m, 0.25 mm ID, 0.25 µm (cat.# 13723) Rxi®-17Sil MS 1 m, 0.15 mm ID, 0.15 µm (cat.# 43820) with IP deactivated guard column 0.2 m, 0.15 mm ID
<b>Sample</b>	PBDE mix (cat.# 33098) PCB congener mix, method 8082A (cat.# 32416)
<b>Diluent:</b>	Isooctane
<b>Conc.:</b>	250 pg/µL
<b>Injection</b>	
<b>Inj. Vol.:</b>	1.0 µL splitless (hold 1.0 min)
<b>Liner:</b>	Sky® 4 mm single taper w/wool (cat.# 23303.5)
<b>Inj. Temp.:</b>	250 °C
<b>Purge Flow:</b>	20 mL/min
<b>Oven</b>	
<b>Oven Temp:</b>	Rxi®-XLB: 80 °C (hold 1 min) to 120 °C at 10 °C/min to 300 °C at 3 °C/min Rxi®-17Sil MS: 85 °C (hold 1 min) to 125 °C at 10 °C/min to 305 °C at 3 °C/min He, corrected constant flow (2.0 mL/min)
<b>Carrier Gas</b>	
<b>Modulation</b>	
<b>Modulator Temp.</b>	
<b>Offset:</b>	20 °C
<b>Second Dimension</b>	
<b>Separation Time:</b>	3.5 sec
<b>Hot Pulse Time:</b>	1.25 sec
<b>Cool Time between</b>	
<b>Stages:</b>	0.50 sec
<b>Detector</b>	µ-ECD @ 325 °C
<b>Data Rate:</b>	50 Hz
<b>Instrument</b>	Agilent/HP6890 GC
<b>Notes</b>	The Rxi®-17Sil MS column (cat.# 43820) is a 10 m column. A 1 m section was used as a second dimension column. Guard column was connected using a Siltek®-treated universal Press-Tight® connector (cat.# 20480).

PCBs and BFRs on Rxi®-XLB and Rxi®-17Sil MS (GCxGC)



GC\_EV1238

**Column** Rxi®-XLB 30 m, 0.25 mm ID, 0.25 μm (cat.# 13723)  
Rxi®-17Sil MS 1 m, 0.15 mm ID, 0.15 μm (cat.# 43820)  
with IP deactivated guard column 0.2 m, 0.15 mm ID

**Sample** Wellington BFR-PAR mix  
Aroclor  
Isooctane

**Diluent:** Isooctane

**Injection**  
Inj. Vol.: 1.0 μL splitless (hold 1.0 min)  
Liner: Sky® 4 mm single taper w/wool (cat.# 23303.5)  
Inj. Temp.: 250 °C  
Purge Flow: 20 mL/min

**Oven**  
Oven Temp: Rxi®-XLB: 80 °C (hold 1 min) to 120 °C at 10 °C/min to 300 °C at 3 °C/min  
Rxi®-17Sil MS: 85 °C (hold 1 min) to 125 °C at 10 °C/min to 305 °C at 3 °C/min  
He, corrected constant flow (2.0 mL/min)

**Carrier Gas**

**Modulation**  
Modulator Temp. 20 °C  
Offset:  
Second Dimension  
Separation Time: 3.5 sec  
Hot Pulse Time: 1.25 sec  
Cool Time between Stages: 0.50 sec

**Detector** μ-ECD @ 325 °C  
Data Rate: 50 Hz

**Instrument** Agilent/HP6890 GC

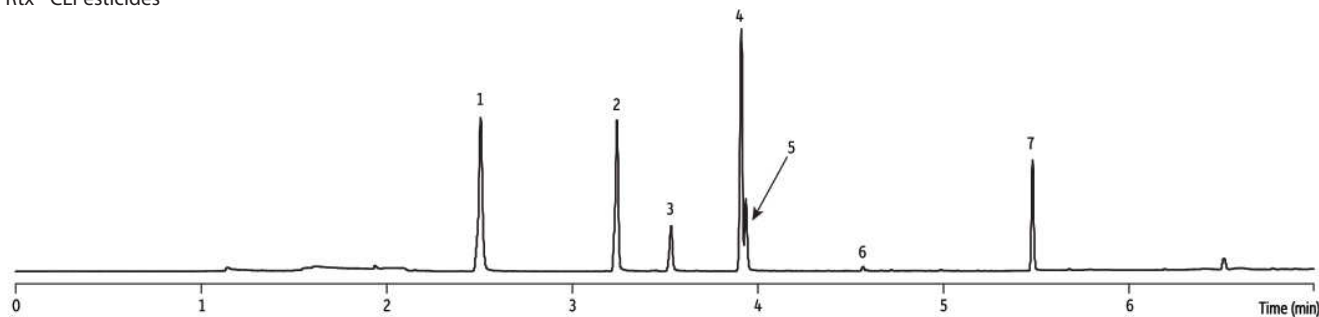
**Notes** The Rxi®-17Sil MS column (cat.# 43820) is a 10 m column. A 1 m section was used as a second dimension column. Guard column was connected using a Siltek®-treated universal Press-Tight® connector (cat.# 20480).

Organochlorine Pesticides on Rtx®-CLPesticides and Rtx®-CLPesticides2  
by EPA Method 504.1 (Dual Column Analysis)

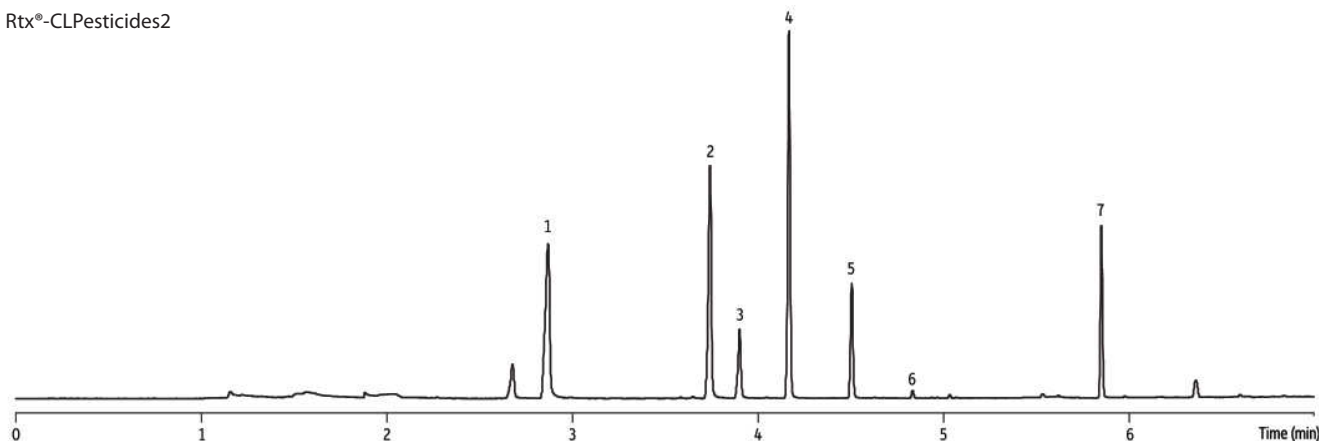


Peaks	CLP tr (min)	CLP2 tr (min)
1. Bromodichloromethane	2.504	2.866
2. Chlorodibromomethane	3.239	3.740
3. 1,2-Dibromoethane (EDB)	3.531	3.899
4. 1,1,1,2-Tetrachloroethane	3.910	4.166
5. Bromoform	3.935	4.505
6. 1,2,3-Trichloropropane	4.655	4.833
7. 1,2-Dibromo-3-chloropropane (DBCP)	5.480	5.850

Rtx®-CLPesticides



Rtx®-CLPesticides2



GC\_EV1227

**Columns** Rtx®-CLPesticides2 30 m, 0.32 mm ID, 0.25 µm (cat.# 11324)  
and Rtx®-CLPesticides 30 m, 0.32 mm ID, 0.32 µm (cat.# 11141)  
using Rxi® guard column 5 m, 0.32 mm ID (cat.# 10039)  
with Universal “Y” Press-Tight® connector (cat.# 20405)

**Sample** Dibromochloromethane (chlorodibromochloromethane) (cat.# 30271)  
Bromodichloromethane (cat.# 30251)  
504.1 calibration mix (cat.# 30239)  
1,1,1,2-tetrachloroethane (cat.# 30411)  
Bromoform (cat.# 30252)

**Diluent:** n-Hexane  
**Conc.:** 10 ng/mL

**Injection**  
**Inj. Vol.:** 2 µL splitless (hold 0.50 min)  
**Liner:** Sky® 4 mm single taper inlet liner w/wool (cat.# 23303.1)  
**Inj. Temp.:** 200 °C  
**Purge Flow:** 50 mL/min

**Oven**  
**Oven Temp:** 30 °C (hold 2.0 min) to 220 °C at 30 °C/min  
**Carrier Gas** He, constant flow  
**Flow Rate:** 5.0 mL/min  
**Linear Velocity:** 60 cm/sec

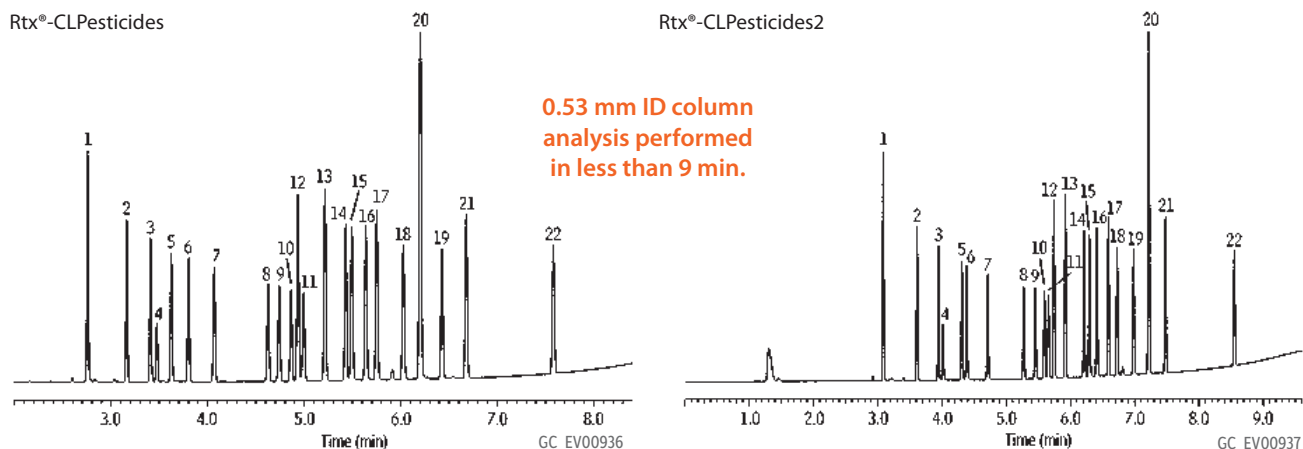
**Detector** µ-ECD @ 220 °C

**Make-up Gas** Flow Rate: 50 mL/min  
**Make-up Gas** Type: He  
**Data Rate:** 50 Hz  
**Instrument** Agilent/HP6890 GC

**Notes** This chromatogram was obtained using an Agilent µ-ECD. To obtain comparable results, you will need to employ a µ-ECD in addition to confirmational dual-columns connected to a 5-meter guard column using a “Y” Press-Tight® connector.



Organochlorine Pesticide Mix AB #2 on Rtx®-CLPesticides and Rtx®-CLPesticides2 (0.53 mm ID column set)



**Columns** Rtx®-CLPesticides 30 m, 0.53 mm ID, 0.50 µm (cat.# 11140) and Rtx®-CLPesticides2 30 m, 0.53 mm ID, 0.42 µm (cat.# 11340) using Rxi® guard column 5 m, 0.53 mm ID (cat.# 10054) with Siltek® treated universal "Y" Press-Tight® connector (cat.# 20486)

**Sample** Organochlorine pesticide mix AB #2 (8-80 µg/mL in hexane/toluene) (cat.# 32292) Pesticide surrogate mix, EPA 8080, 8081 (200 µg/mL in acetone) (cat.# 32000)

**Injection**  
Inj. Vol.: 1.0 µL splitless (hold 0.3 min)  
Liner: Splitless taper (4 mm) (cat.# 20799)  
Inj. Temp.: 250 °C

**Oven**  
Oven Temp: 120 °C to 200 °C at 45 °C/min to 230 °C at 12.5 °C/min to 325 °C at 30 °C/min (hold 2 min)

**Carrier Gas** He, constant linear velocity

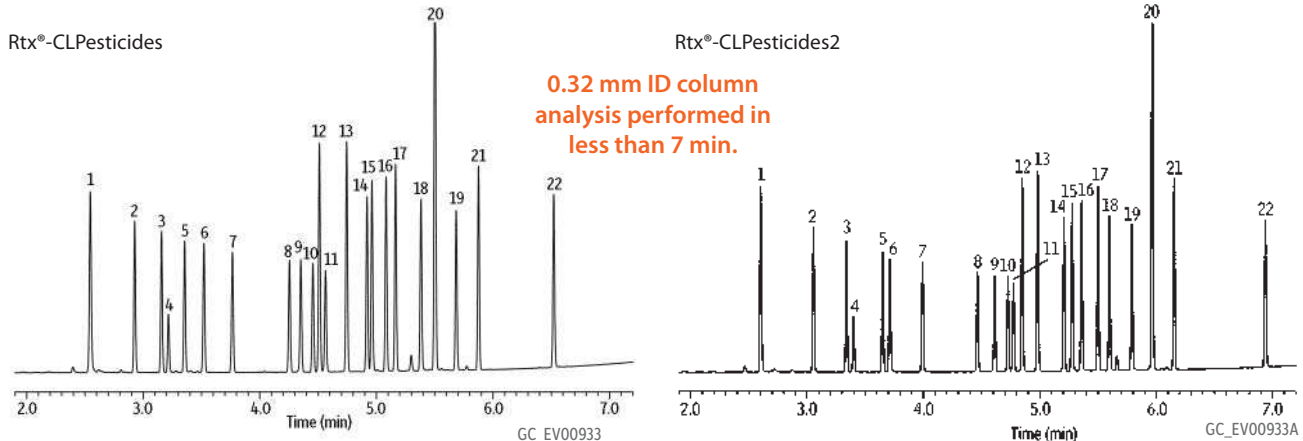
**Linear Velocity:** 45 cm/sec @ 120 °C

**Detector** µ-ECD @ 330 °C

**Notes** This chromatogram was obtained using an Agilent µ-ECD. To obtain comparable results, you will need to employ a µ-ECD in addition to confirmational dual columns connected to a 5-meter guard column using a "Y" Press-Tight® connector.

- Peaks**
- |   |                             |
|---|-----------------------------|
| 1. 2,4,5,6-Tetrachloro- <i>m</i> -xylene (SS) | 12. 4,4'-DDE                |
| 2. α-BHC                                      | 13. Dieldrin                |
| 3. γ-BHC                                      | 14. Endrin                  |
| 4. β-BHC                                      | 15. 4,4'-DDD                |
| 5. δ-BHC                                      | 16. Endosulfan II           |
| 6. Heptachlor                                 | 17. 4,4'-DDT                |
| 7. Aldrin                                     | 18. Endrin aldehyde         |
| 8. Heptachlor epoxide (isomer B)              | 19. Endosulfan sulfate      |
| 9. γ-Chlordane                                | 20. Methoxychlor            |
| 10. α-Chlordane                               | 21. Endrin ketone           |
| 11. Endosulfan I                              | 22. Decachlorobiphenyl (SS) |

Organochlorine Pesticide Mix AB #2 on Rtx®-CLPesticides and Rtx®-CLPesticides2 (0.32 mm ID column set)



**Columns** Rtx®-CLPesticides 30 m, 0.32 mm ID, 0.32 µm (cat.# 11141) and Rtx®-CLPesticides2 30 m, 0.32 mm ID, 0.25 µm (cat.# 11324) using Rxi® guard column 5 m, 0.32 mm ID (cat.# 10039) with deactivated universal "Y" Press-Tight® connector (cat.# 20405-261)

**Sample** Organochlorine pesticide mix AB #2 (cat.# 32292) Pesticide surrogate mix, EPA 8080, 8081 (cat.# 32000)

**Injection**  
Inj. Vol.: 1 µL splitless (hold 0.3 min)  
Liner: Splitless taper (4 mm) (cat.# 20799)  
Inj. Temp.: 250 °C

**Oven**  
Oven Temp: 120 °C to 200 °C at 45 °C/min to 230 °C at 15 °C/min to 330 °C at 30 °C/min (hold 2 min)

**Carrier Gas** He

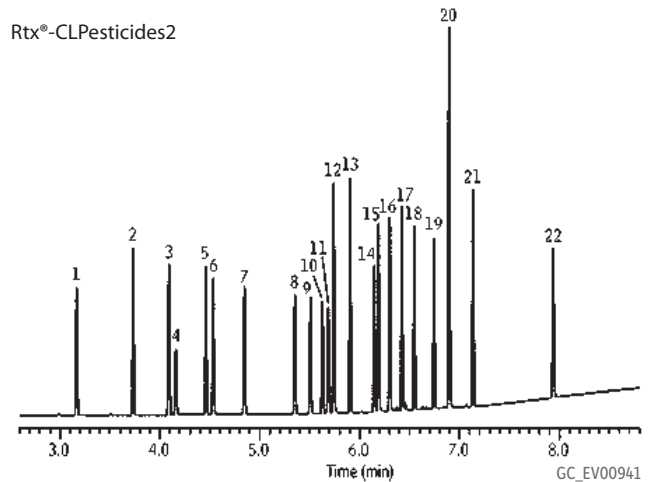
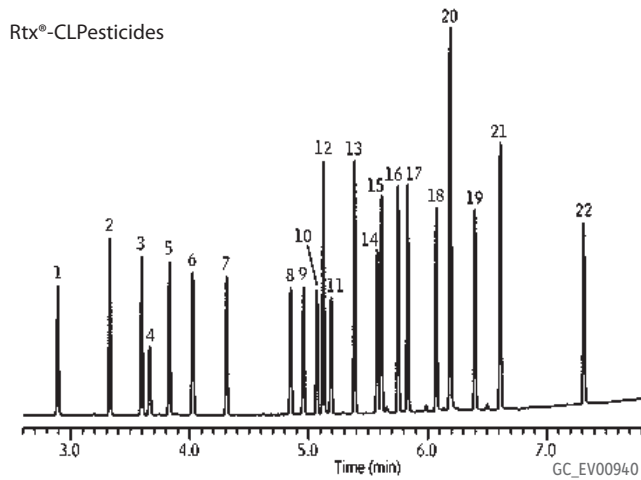
**Detector** µ-ECD @ 330 °C

**Notes** Instrument was operated in constant flow mode. Linear velocity: 60 cm/sec @ 120 °C.

- Peaks**
- |   |                             |
|---|-----------------------------|
| 1. 2,4,5,6-Tetrachloro- <i>m</i> -xylene (SS) | 12. 4,4'-DDE                |
| 2. α-BHC                                      | 13. Dieldrin                |
| 3. γ-BHC                                      | 14. Endrin                  |
| 4. β-BHC                                      | 15. 4,4'-DDD                |
| 5. δ-BHC                                      | 16. Endosulfan II           |
| 6. Heptachlor                                 | 17. 4,4'-DDT                |
| 7. Aldrin                                     | 18. Endrin aldehyde         |
| 8. Heptachlor epoxide (isomer B)              | 19. Endosulfan sulfate      |
| 9. <i>trans</i> -Chlordane                    | 20. Methoxychlor            |
| 10. <i>cis</i> -Chlordane                     | 21. Endrin ketone           |
| 11. Endosulfan I                              | 22. Decachlorobiphenyl (SS) |

This chromatogram was obtained using an Agilent µ-ECD. To obtain comparable results, you will need to employ a µ-ECD in addition to confirmational dual-columns connected to a 5-meter guard column using a "Y" Press-Tight® connector.

Organochlorine Pesticide Mix AB #2 on Rtx®-CLPesticides and Rtx®-CLPesticides2 (0.25 mm ID column set)



**Columns** Rtx®-CLPesticides 30 m, 0.25 mm ID, 0.25 µm (cat.# 11123)  
and Rtx®-CLPesticides2 30 m, 0.25 mm ID, 0.20 µm (cat.# 11323)  
using Rxi® guard column 5 m, 0.25 mm ID (cat.# 10029)  
with Siltek® treated universal “Y” Press-Tight® connector (cat.# 20486)

**Sample** Organochlorine pesticide mix AB #2, 8–80 µg/mL each component in hexane/toluene (cat.# 32292)  
Pesticide surrogate mix, EPA 8080, 8081 pesticide surrogate mix, 200 µg/mL each component in acetone (cat.# 32000)

**Injection**  
Inj. Vol.: 0.5 µL splitless (hold 0.5 min)  
Liner: Cyclo double taper (2 mm) (cat.# 20908)  
Inj. Temp.: 250 °C

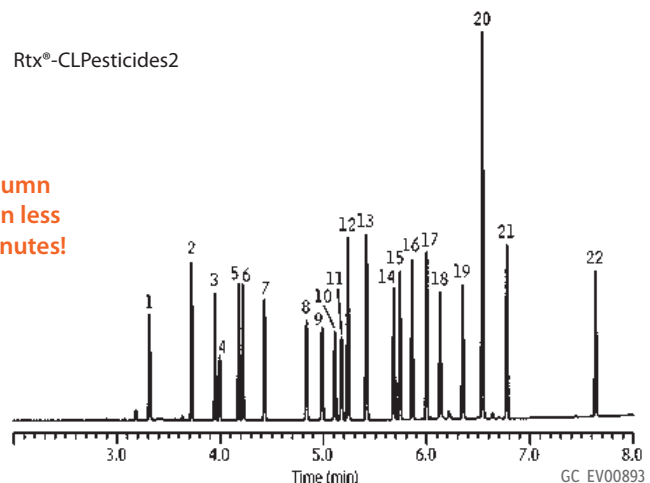
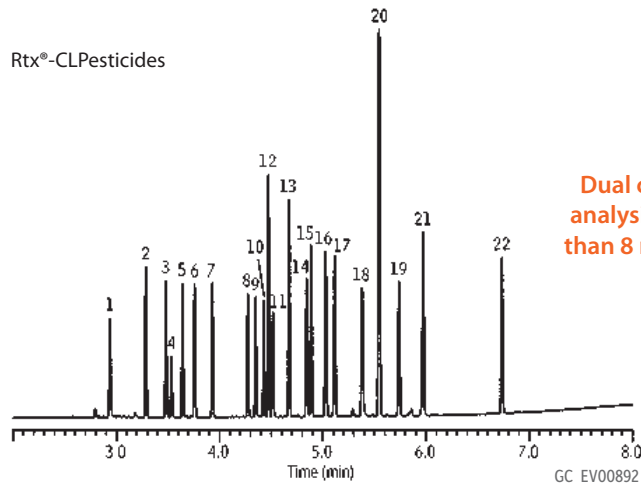
**Oven**  
Oven Temp: 125 °C to 200 °C at 45 °C/min to 230 °C at 12.5 °C/min to 330 °C at 30 °C/min (hold 2 min)  
Carrier Gas: He, constant linear velocity  
Linear Velocity: 41 cm/sec @ 125 °C

**Detector** ECD @ 330 °C

**Notes** This chromatogram was obtained using an Agilent µ-ECD. To obtain comparable results, you will need to employ a µ-ECD in addition to confirmational dual columns connected to a 5-meter guard column using a “Y” Press-Tight® connector.

- Peaks**
- |   |                             |
|---|-----------------------------|
| 1. 2,4,5,6-Tetrachloro- <i>m</i> -xylene (SS) | 11. Endosulfan I            |
| 2. α-BHC                                      | 12. 4,4'-DDE                |
| 3. γ-BHC                                      | 13. Dieldrin                |
| 4. β-BHC                                      | 14. Endrin                  |
| 5. δ-BHC                                      | 15. 4,4'-DDD                |
| 6. Heptachlor                                 | 16. Endosulfan II           |
| 7. Aldrin                                     | 17. 4,4'-DDT                |
| 8. Heptachlor epoxide (isomer B)              | 18. Endrin aldehyde         |
| 9. γ-Chlordane                                | 19. Endosulfan sulfate      |
| 10. α-Chlordane                               | 20. Methoxychlor            |
|   | 21. Endrin ketone           |
|   | 22. decachlorobiphenyl (SS) |

Organochlorine Pesticides on Rtx®-CLPesticides Columns (0.18 mm ID column set)



Dual column analysis in less than 8 minutes!

**Columns** Rtx®-CLPesticides 20 m, 0.18 mm ID, 0.18 µm (cat.# 42102)  
and Rtx®-CLPesticides2 20 m, 0.18 mm ID, 0.14 µm (cat.# 42302)  
using IP deactivated guard column 5 m, 0.53 mm ID (cat.# 10045)  
with SeCure® “Y” connector kit with universal “Y” Press-Tight® connector (cat.# 20276)

**Sample** Organochlorine pesticide mix AB #2 (cat.# 32292)  
Pesticide surrogate mix, EPA 8080, 8081 (cat.# 32000)

**Injection**  
Inj. Vol.: 0.5 µL splitless (hold 0.75 min)  
Liner: Splitless taper (2 mm) (cat.# 20796)  
Inj. Temp.: 250 °C

**Oven**  
Oven Temp: 140 °C (hold 1 min) to 250 °C at 35 °C/min (hold 1 min) to 330 °C at 35 °C/min (hold 3 min)  
Carrier Gas: He, constant linear velocity  
Linear Velocity: 20 cm/sec @ 140 °C

**Detector** µ-ECD @ 350 °C

**Instrument** Agilent/HP6890 GC

**Notes** cat.# 32292 = 8–80 µg/mL each component in hexane/toluene  
cat.# 32000 = 200 µg/mL each component in acetone

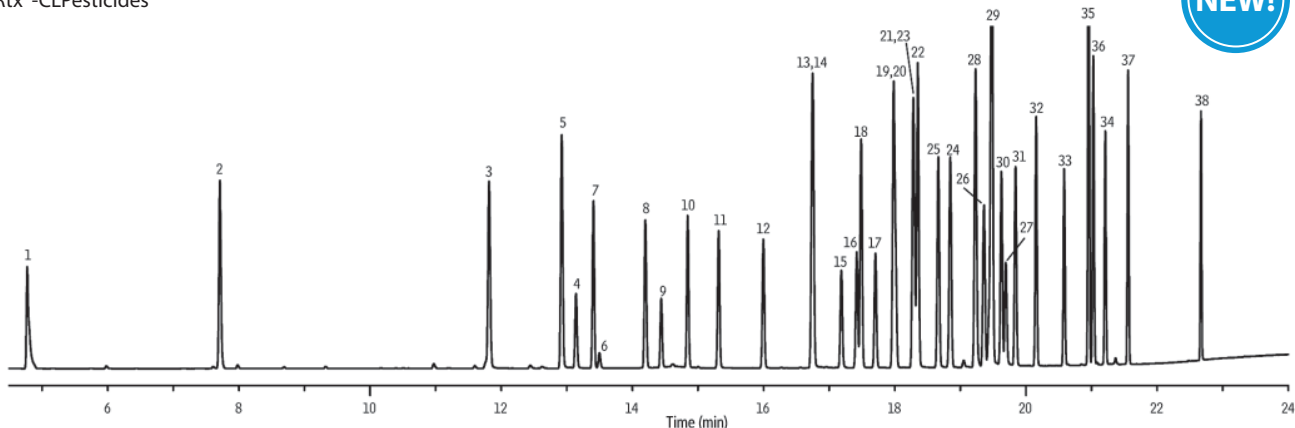
- Peaks**
- |   |                             |
|---|-----------------------------|
| 1. 2,4,5,6-Tetrachloro- <i>m</i> -xylene (SS) | 12. 4,4'-DDE                |
| 2. α-BHC                                      | 13. Dieldrin                |
| 3. γ-BHC                                      | 14. Endrin                  |
| 4. β-BHC                                      | 15. 4,4'-DDD                |
| 5. δ-BHC                                      | 16. Endosulfan II           |
| 6. Heptachlor                                 | 17. 4,4'-DDT                |
| 7. Aldrin                                     | 18. Endrin aldehyde         |
| 8. Heptachlor epoxide                         | 19. Endosulfan sulfate      |
| 9. γ-Chlordane                                | 20. Methoxychlor            |
| 10. α-Chlordane                               | 21. Endrin ketone           |
| 11. Endosulfan I                              | 22. Decachlorobiphenyl (SS) |

This chromatogram was obtained using an Agilent µ-ECD. To obtain comparable results, you will need to employ a µ-ECD in addition to confirmational dual columns connected to a 5-meter guard column using a “Y” Press-Tight® connector.

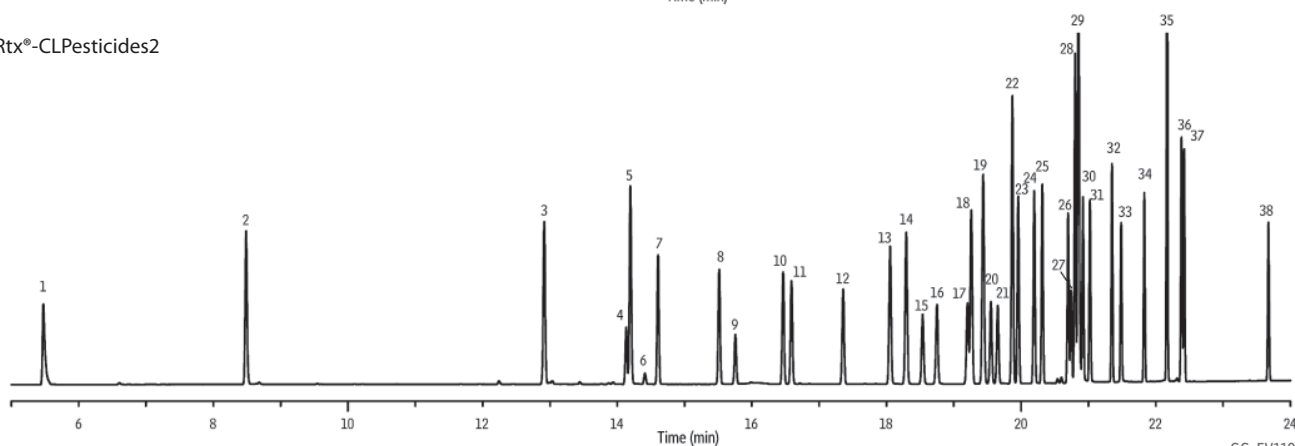
Organochlorine Pesticides by EPA Method 8081B on Rtx®-CLPesticides/Rtx®-CLPesticides2 (extended list)

NEW!

Rtx®-CLPesticides



Rtx®-CLPesticides2



GC\_EV1193

Columns	Peaks	Conc. (ng/mL)	Peaks	Conc. (ng/mL)
Rtx®-CLPesticides2 30 m, 0.32 mm ID, 0.25 µm (cat.# 11324)	1. 1,2-Dibromo-3-chloropropane	100	20. α-Chlordane	40
and Rtx®-CLPesticides 30 m, 0.32 mm ID, 0.32 µm (cat.# 11141)	2. Hexachlorocyclopentadiene	100	21. Endosulfan I	40
using Rxi® guard column 5 m, 0.32 mm ID (cat.# 10039)	3. Tetrachloro- <i>m</i> -xylene (SS)	100	22. Captan	100
with deactivated universal "Y" Press-Tight® connector (cat.# 20405-261)	4. <i>cis</i> -Diallate	500	23. 4,4'-DDE	100
Sample	5. Hexachlorobenzene	100	24. Dieldrin	80
Organochlorine pesticide mix AB #2 (cat.# 32292)	6. <i>trans</i> -Diallate	500	25. 2,4'-DDD	100
Organochlorine pesticide mix C #1 (cat.# 32296)	7. α-BHC	40	26. Endrin	80
2,4,5,6-Tetrachloro- <i>m</i> -xylene (cat.# 32027)	8. γ-BHC	40	27. Chlorobenzilate	500
Decachlorobiphenyl (BZ #209) (cat.# 32029)	9. β-BHC	40	28. 2,4'-DDT	100
Chlorpyrifos (cat.# 32212)	10. δ-BHC	40	29. <i>cis</i> -Nonachlor	100
2,4'-DDE (cat.# 32099)	11. Heptachlor	40	30. 4,4'-DDD	80
2,4'-DDD (cat.# 32098)	12. Aldrin	40	31. Endosulfan II	80
Chlorobenzilate (cat.# 32211)	13. Chlorpyrifos	100	32. 4,4'-DDT	80
Captan (cat.# custom)	14. Isodrin	100	33. Endrin aldehyde	80
<i>cis</i> -Nonachlor (cat.# custom)	15. Oxychlordane	50	34. Endosulfan sulfate	80
Mirex (cat.# custom)	16. Heptachlor epoxide	40	35. Methoxychlor	400
Oxychlordane (cat.# custom)	17. γ-Chlordane	40	36. Mirex	100
Diallate (cat.# custom)	18. 2,4'-DDE	100	37. Endrin ketone	80
Hexane	19. <i>trans</i> -Nonachlor	100	38. Decachlorobiphenyl	100

Diluent:

Injection

Inj. Vol.: 1 µL splitless (hold 0.3 min)

Liner: Cyclo double taper (4 mm) (cat.# 20896)

Inj. Temp.: 250 °C

Oven

Oven Temp: 80 °C to 175 °C at 8 °C/min to 195 °C at 11 °C/min to 235 °C at 7 °C/min

to 320 °C at 25 °C/min (hold 3 min)

Carrier Gas He, constant flow

Linear Velocity: 28 cm/sec

Detector µ-ECD @ 330 °C

Make-up Gas

Flow Rate: 60 mL/min

Make-up Gas

Type: N<sub>2</sub>

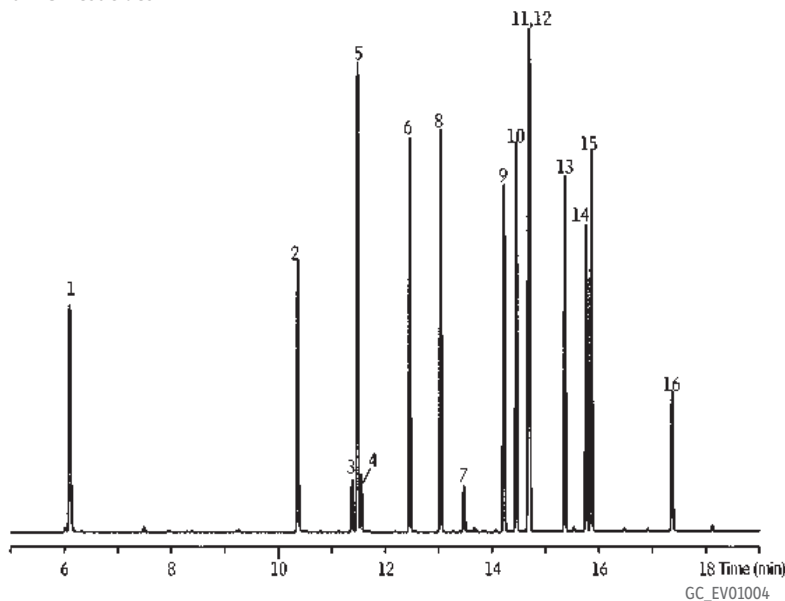
Instrument Agilent/HP6890 GC

Notes

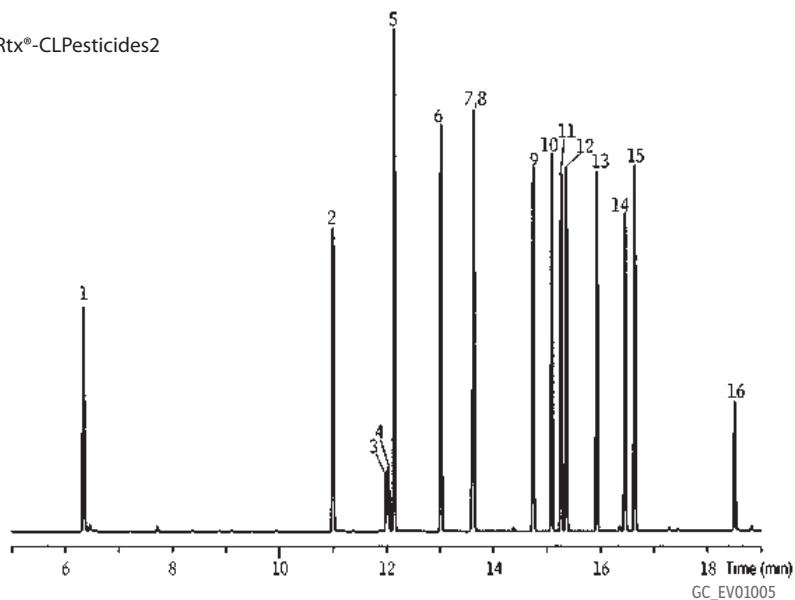
This chromatogram was obtained using an Agilent µ-ECD. To obtain comparable results, you will need to employ a µ-ECD in addition to confirmational dual columns connected to a 5-meter guard column using a "Y" Press-Tight® connector.

Pesticides of U.S. EPA Method 505 on Rtx®-CLPesticides and Rtx®-CLPesticides2

Rtx®-CLPesticides



Rtx®-CLPesticides2



- Peaks**
1. Hexachlorocyclopentadiene
  2. Hexachlorobenzene
  3. Simazine
  4. Atrazine
  5.  $\gamma$ -BHC
  6. Heptachlor
  7. Alachlor
  8. Aldrin
  9. Heptachlor epoxide
  10.  $\gamma$ -Chlordane
  11. *trans*-Nonachlor
  12.  $\alpha$ -Chlordane
  13. Dieldrin
  14. Endrin
  15. *cis*-Nonachlor
  16. Methoxychlor

**Columns** Rtx®-CLPesticides 30 m, 0.32 mm ID, 0.32  $\mu$ m (cat.# 11141) and Rtx®-CLPesticides2 30 m, 0.32 mm ID, 0.25  $\mu$ m (cat.# 11324) using Rxi® guard column 5 m, 0.32 mm ID (cat.# 10039) with deactivated universal "Y" Press-Tight® connector (cat.# 20405-261)

**Sample** 200 ng/mL 505 organohalide pesticide mix (cat.# 32024)  
4.2  $\mu$ g/mL simazine (cat.# 32236)  
4.2  $\mu$ g/mL atrazine (cat.# 32208)  
Methanol

**Diluent:**  
**Injection**  
Inj. Vol.: 2  $\mu$ L splitless (hold 0.75 min)  
Liner: Cyclo double taper (4 mm) (cat.# 20896)  
Inj. Temp.: 250 °C

**Oven**  
Oven Temp: 90 °C (hold 1 min) to 310 °C at 10 °C/min (hold 5 min)  
**Carrier Gas**  
He, constant flow  
**Linear Velocity:**  
40 cm/sec  
**Detector**  
 $\mu$ -ECD @ 325 °C  
**Instrument**  
Agilent/HP6890 GC

**Notes** This chromatogram was obtained using an Agilent  $\mu$ -ECD. To obtain comparable results, you will need to employ a  $\mu$ -ECD in addition to confirmational dual columns connected to a 5-meter guard column using a "Y" Press-Tight® connector.

## 7 EPA Methods on 1 Column Pair!

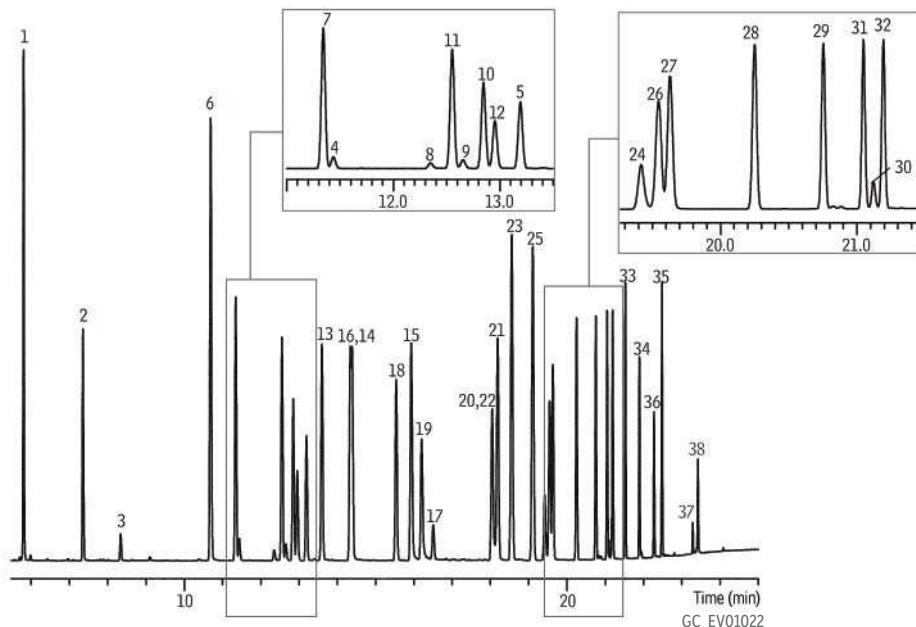
Analyze Pesticides, PCBs, Herbicides, and More on a Single Rtx®-CLPesticides Column Set

[www.restek.com/RtxCLP7](http://www.restek.com/RtxCLP7)

Pesticides & Herbicides US EPA Method 508.1 on Rtx®-CLPesticides & Rtx®-CLPesticides2



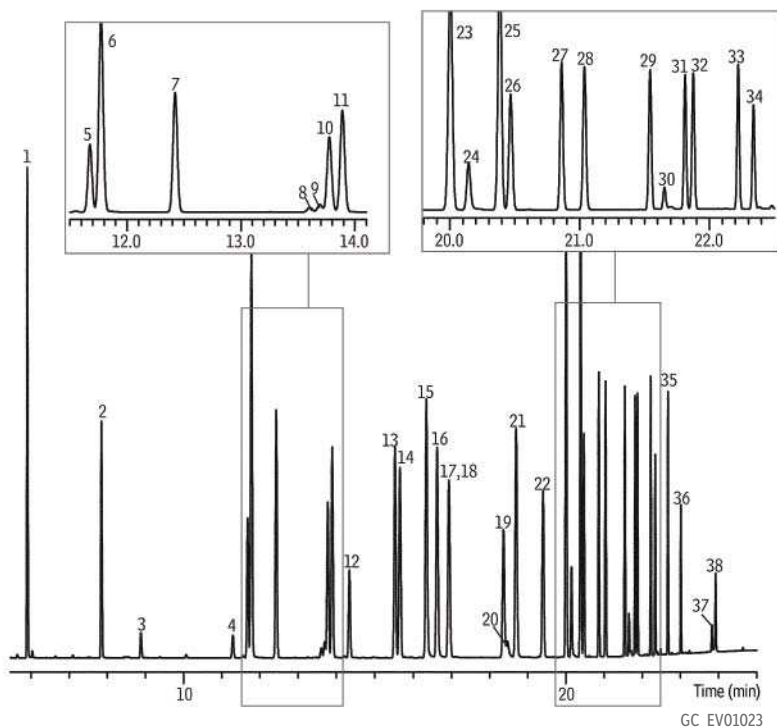
Rtx®-CLPesticides



Peaks

1. Hexachlorocyclopentadiene
2. Etridiazole
3. Chlorneb
4. Propachlor
5. Trifluralin
6. Hexachlorobenzene
7.  $\alpha$ -BHC
8. Simazine
9. Atrazine
10. Pentachloronitrobenzene (IS)
11.  $\gamma$ -BHC
12.  $\beta$ -BHC
13.  $\delta$ -BHC
14. Heptachlor
15. Chlorothalonil
16. Metribuzin
17. Alachlor
18. Aldrin
19. 4,4'-Dibromobiphenyl (SS)
20. Metachlor
21. DCPA
22. Heptachlor epoxide
23.  $\gamma$ -Chlordane
24. Cyanazine
25.  $\alpha$ -Chlordane
26. Endosulfan I
27. 4,4'-DDE
28. Dieldrin
29. Endrin
30. Chlorobenzilate
31. 4,4'-DDD
32. Endosulfan II
33. 4,4'-DDT
34. Endrin aldehyde
35. Endosulfan sulfate
36. Methoxychlor
37. *cis*-Permethrin
38. *trans*-Permethrin

Rtx®-CLPesticides2



Columns

Rtx®-CLPesticides2 30 m, 0.32 mm ID, 0.25  $\mu$ m (cat.# 11324)  
and Rtx®-CLPesticides 30 m, 0.32 mm ID, 0.32  $\mu$ m (cat.# 11141)  
using Rxi® guard column 5 m, 0.32 mm ID (cat.# 10039)  
with deactivated universal "Y" Press-Tight® connector (cat.# 20405-261)

Sample

50 ng/mL 508.1 calibration mix #1 (cat.# 32094)  
100 ng/mL 508.1 calibration mix #2 (cat.# 32095)  
100 ng/mL 508.1 calibration mix #3 (cat.# 32096)  
50 ng/mL pentachloronitrobenzene (cat.# 32091)  
250 ng/mL 4,4'-dibromobiphenyl (cat.# 32092)  
500 ng/mL atrazine (cat.# 32208)  
500 ng/mL simazine (cat.# 32236)  
Ethyl acetate

Diluent:

Injection

Inj. Vol.:

Liner:

Inj. Temp.:

Oven

Oven Temp:

2  $\mu$ L splitless (hold 0.75 min)  
Cycho double taper (4 mm) (cat.# 20896)  
250 °C  
80 °C (hold 0.5 min) to 155 °C at 19 °C/min (hold 1 min)  
to 210 °C at 4 °C/min to 310 °C at 25 °C/min  
(hold 0.5 min)

Carrier Gas

Linear Velocity:

$\mu$ -ECD

Detector

Notes

This chromatogram was obtained using an Agilent  $\mu$ -ECD. To obtain comparable results, you will need to employ a  $\mu$ -ECD in addition to confirmational dual columns connected to a 5-meter guard column using a "Y" Press-Tight® connector.

For specifications and a competitive column comparison, go to

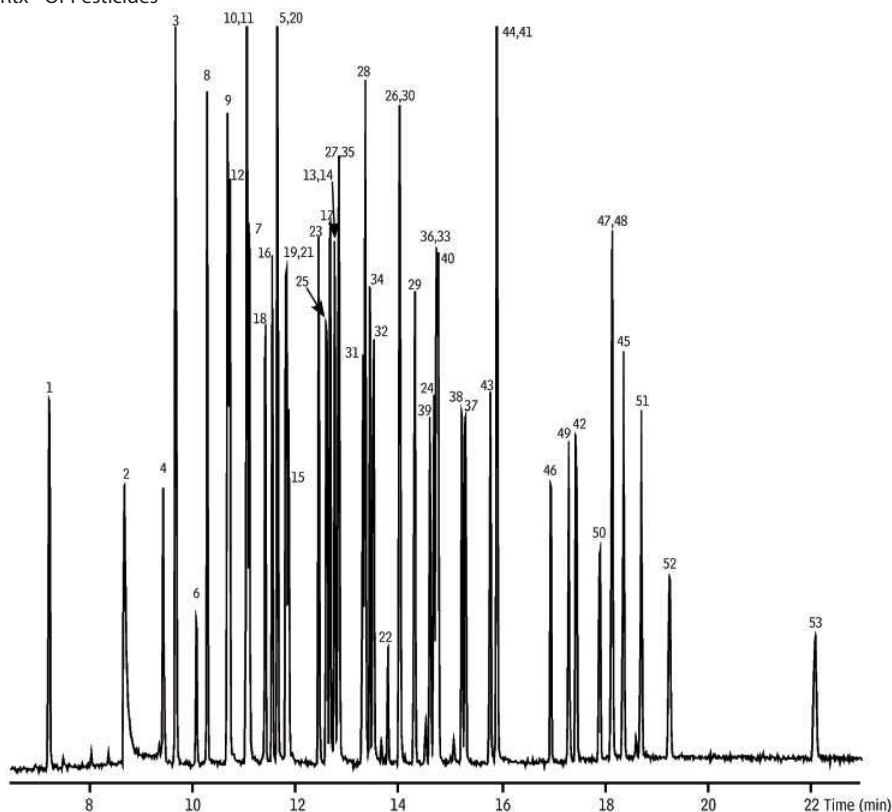
[www.restek.com/RtxCLP7](http://www.restek.com/RtxCLP7)



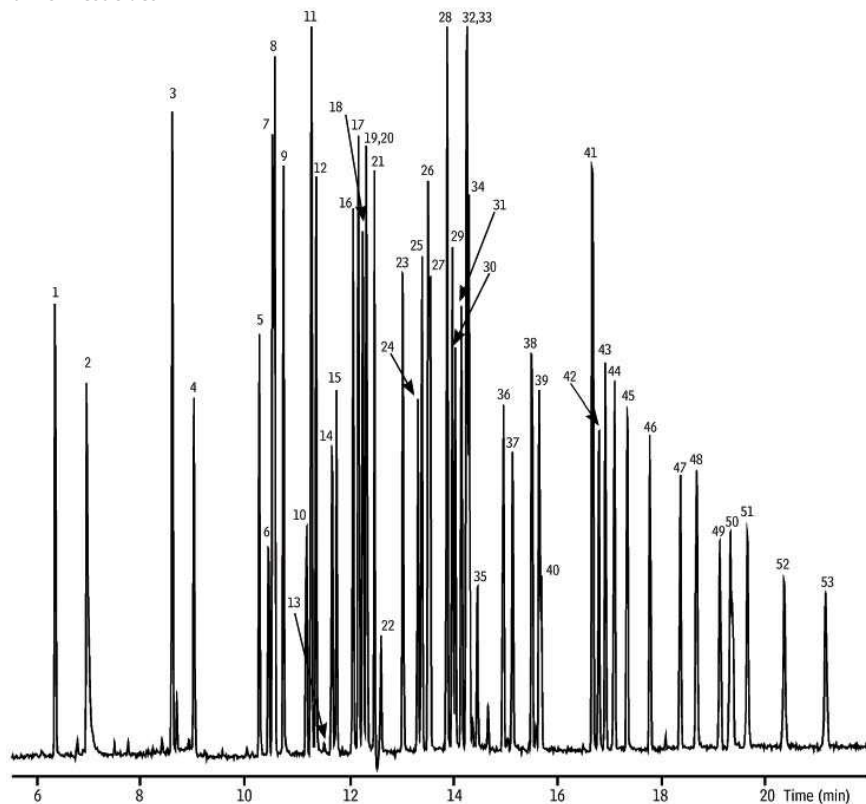


Organophosphorous Pesticides U.S. EPA Method 8141A on Rtx®-OPPesticides & Rtx®-OPPesticides2

Rtx®-OPPesticides



Rtx®-OPPesticides2



GC\_EV00394

Peaks

1. Dichlorvos
2. Hexamethylphosphoramide
3. Mevinphos
4. Trichlorfon
5. TEPP
6. Demeton-O
7. Tributyl phosphate (SS)
8. Thionazin
9. Ethoprop
10. Naled
11. Sulfotepp
12. Phorate
13. Dicrotophos
14. Monocrotophos
15. Demeton-S
16. Terbufos
17. Dimethoate
18. Diazinon
19. Dioxathion
20. Fonophos
21. Disulfoton
22. Phosphamidon isomer (breakdown product)
23. Dichlorofenthion
24. Phosphamidon
25. Chlorpyrifos methyl
26. Methyl parathion
27. Ronnel
28. Aspon
29. Fenitrothion
30. Malathion
31. Chlorpyrifos
32. Trichloronate
33. Parathion-ethyl
34. Fenthion
35. Merphos
36. Chlorfenvinphos
37. Crotoxyphos
38. Stirofos
39. Tokuthion
40. Merphos oxone (breakdown product)
41. Ethion
42. Fensulfothion
43. Bolstar
44. Carbophenothion
45. Famphur
46. Triphenyl phosphate (SS)
47. EPN
48. Phosmet
49. Leptophos
50. Tri-o-cresyl phosphate
51. Azinphos-methyl
52. Azinphos-ethyl
53. Coumaphos

Columns

Rtx®-OPPesticides 30 m, 0.32 mm ID, 0.50 µm (cat.# 11239)  
and Rtx®-OPPesticides2 30 m, 0.32 mm ID, 0.32 µm (cat.# 11241)

Sample

Triphenylphosphate (cat.# 32281)  
Tributylphosphate (cat.# 32280)  
8140/8141 OP pesticide calibration mix A (cat.# 32277)  
8141 OP pesticide calibration mix B (cat.# 32278)  
100 ng/mL

Conc.:

Injection

Inj. Vol.: 1 µL splitless (hold 1 min)  
Liner: Siltek® splitless taper (4 mm) (cat.# 20798-214.1)

Inj. Temp.:

200 °C

Oven

Oven Temp.: 80 °C (hold 0.5 min) to 280 °C at 12 °C/min (hold 10 min)

Carrier Gas

He

Dead Time:

1.03 min @ 80 °C

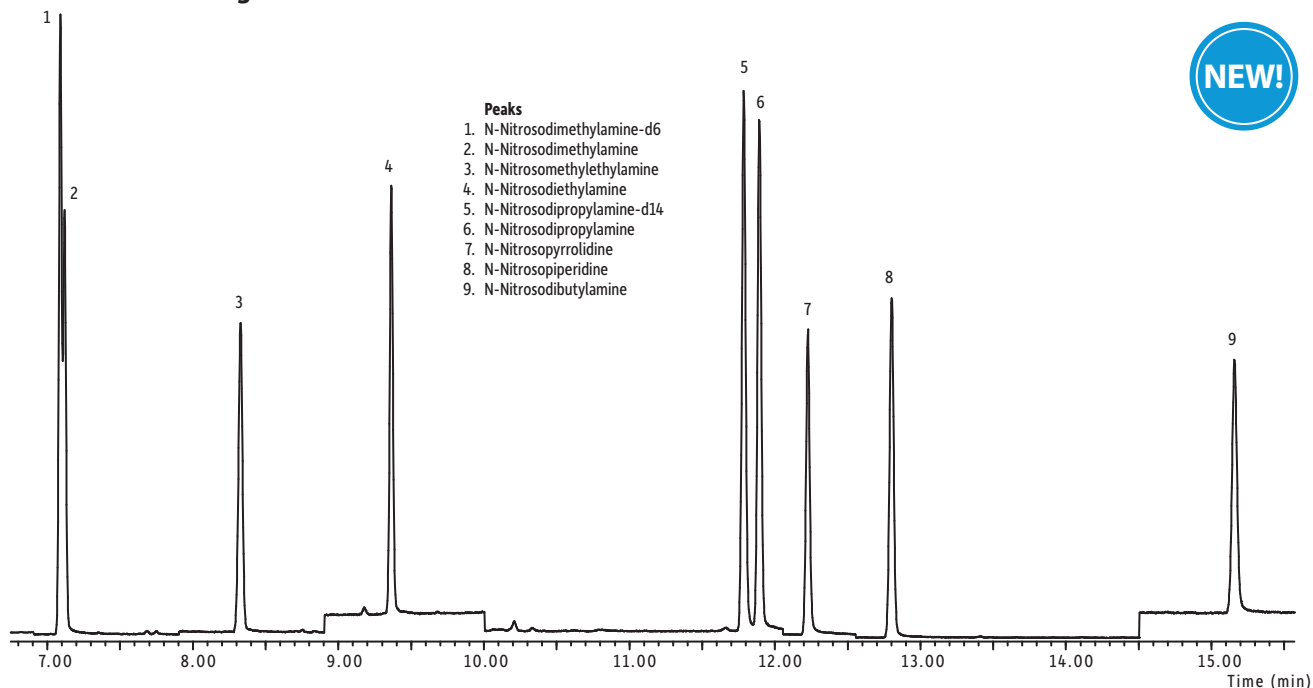
Detector

FPD @ 250 °C

Notes

Constant pressure

Nitrosamines in Drinking Water on Rxi®-624Sil MS by Modified EPA  
Method 521 Utilizing CSR-LVSI



- Peaks**
1. N-Nitrosodimethylamine-d6
  2. N-Nitrosodimethylamine
  3. N-Nitrosomethylethylamine
  4. N-Nitrosodiethylamine
  5. N-Nitrosodipropylamine-d14
  6. N-Nitrosodipropylamine
  7. N-Nitrosopyrrolidine
  8. N-Nitrosopiperidine
  9. N-Nitrosodibutylamine

GC\_EV1286

**Column** Rxi®-624Sil MS, 30 m, 0.25 mm ID, 1.40 µm (cat.# 13868)  
using Rxi® guard column 5 m, 0.25 mm ID (cat.# 10029)  
with universal Press-Tight® connectors (cat.# 20429)

**Sample** N-Nitrosodimethylamine-d6 (cat.# 33910)  
N-Nitrosodi-*n*-propylamine-d14 (cat.# 33911)  
Nitrosamine calibration mix, method 521 (cat.# 31898)

**Diluent:** Dichloromethane  
**Conc.:** 10 ng/mL

**Injection**  
**Inj. Vol.:** 10 µL splitless (hold 1 min)  
**Liner:** Sky® 4 mm single taper w/wool (cat.# 23303.5)  
**Inj. Temp.:** 250 °C  
**Purge Flow:** 80 mL/min

**Oven**  
**Oven Temp:** 38 °C (hold 1 min) to 160 °C at 12 °C/min to 200 °C at 5 °C/min (hold 1 min)

**Carrier Gas** He, constant flow  
**Flow Rate:** 1.4 mL/min

**Detector** Agilent 5975C  
**SIM Program:** Start Time

Group	(min)	Ion(s) (m/z)	Dwell (ms)
1	6.9	80, 74, 46, 43, 42	23
2	7.9	88, 56, 43, 42	30
3	8.9	102, 56, 44, 42	30
4	10	130, 78, 70, 58, 46, 43, 42	15
5	12.05	100, 68, 42, 41	30
6	14.5	158, 116, 84, 57, 41	23

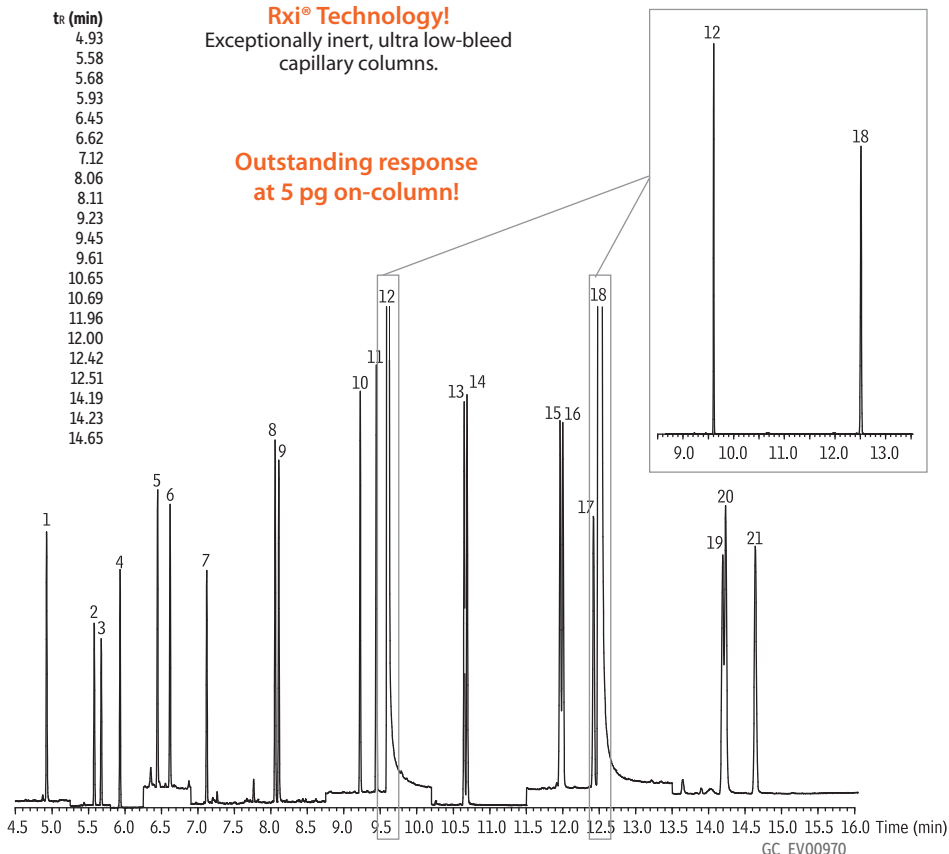
**Transfer Line Temp.:** 280 °C  
**Analyzer Type:** Quadrupole  
**Source Temp.:** 230 °C  
**Quad Temp.:** 150 °C  
**Solvent Delay Time:** 6.9 min  
**Tune Type:** BFB  
**Ionization Mode:** EI  
**Instrument** Agilent 7890A GC & 5975C MSD

Polycyclic Aromatic Hydrocarbons on Rxi®-5Sil MS

Peaks	tr (min)
1. Naphthalene	4.93
2. 2-Methylnaphthalene	5.58
3. 1-Methylnaphthalene	5.68
4. 2-Fluorobiphenyl (SS)	5.93
5. Acenaphthylene	6.45
6. Acenaphthene	6.62
7. Fluorene	7.12
8. Phenanthrene	8.06
9. Anthracene	8.11
10. Fluoranthene	9.23
11. Pyrene	9.45
12. p-Terphenyl-d14 (IS)	9.61
13. Benzo[a]anthracene	10.65
14. Chrysene	10.69
15. Benzo[b]fluoranthene	11.96
16. Benzo[k]fluoranthene	12.00
17. Benzo[a]pyrene	12.42
18. Perylene-d12 (IS)	12.51
19. Indeno[1,2,3-cd]pyrene	14.19
20. Dibenzo[a,h]anthracene	14.23
21. Benzo[ghi]perylene	14.65

**Rxi® Technology!**  
Exceptionally inert, ultra low-bleed  
capillary columns.

**Outstanding response  
at 5 pg on-column!**



**Column** Rxi®-5Sil MS, 30 m, 0.25 mm ID, 0.25 µm (cat.# 13623)  
**Sample** PAH mix, 1 µL of 0.005 µg/mL (IS 2 µg/mL)  
 SV Calibration mix #5 / 610 PAH Mix (cat.# 31011)  
 1-Methylnaphthalene (cat.# 31283)  
 2-Methylnaphthalene (cat.# 31285)  
 2-Fluorobiphenyl (cat.# 31091)  
 5 pg on-column

**Conc.:**  
**Injection**  
 Inj. Vol.: 1.0 µL pulsed splitless (hold 0.15 min)  
 Liner: Drilled Uniliner® (hole near top) w/wool (cat.# 21055-200.5)  
 Inj. Temp.: 300 °C  
 Pulse Pressure: 20 psi (137.9 kPa)  
 Pulse Time: 0.2 min  
 Purge Flow: 60 mL/min

**Oven**  
 Oven Temp: 50 °C (hold 0.5 min) to 290 °C at 25 °C/min to 320 °C at 5 °C/min  
**Carrier Gas**  
 Carrier Gas: He, constant flow  
 Flow Rate: 1.4 mL/min

**Detector**  
 MS  
 Mode: SIM  
 SIM Program:

Group (min)	Ion(s)	Dwell (ms)
1	128 m/z	100
2	142 m/z	100
3	172 m/z	100
4	152 m/z	100
5	166 m/z	100
6	178 m/z	100
7	202,244 m/z	100
8	228 m/z	100
9	252,264 m/z	100
10	276,278 m/z	100

Transfer Line  
 Temp.: 290 °C  
 Ionization Mode: EI



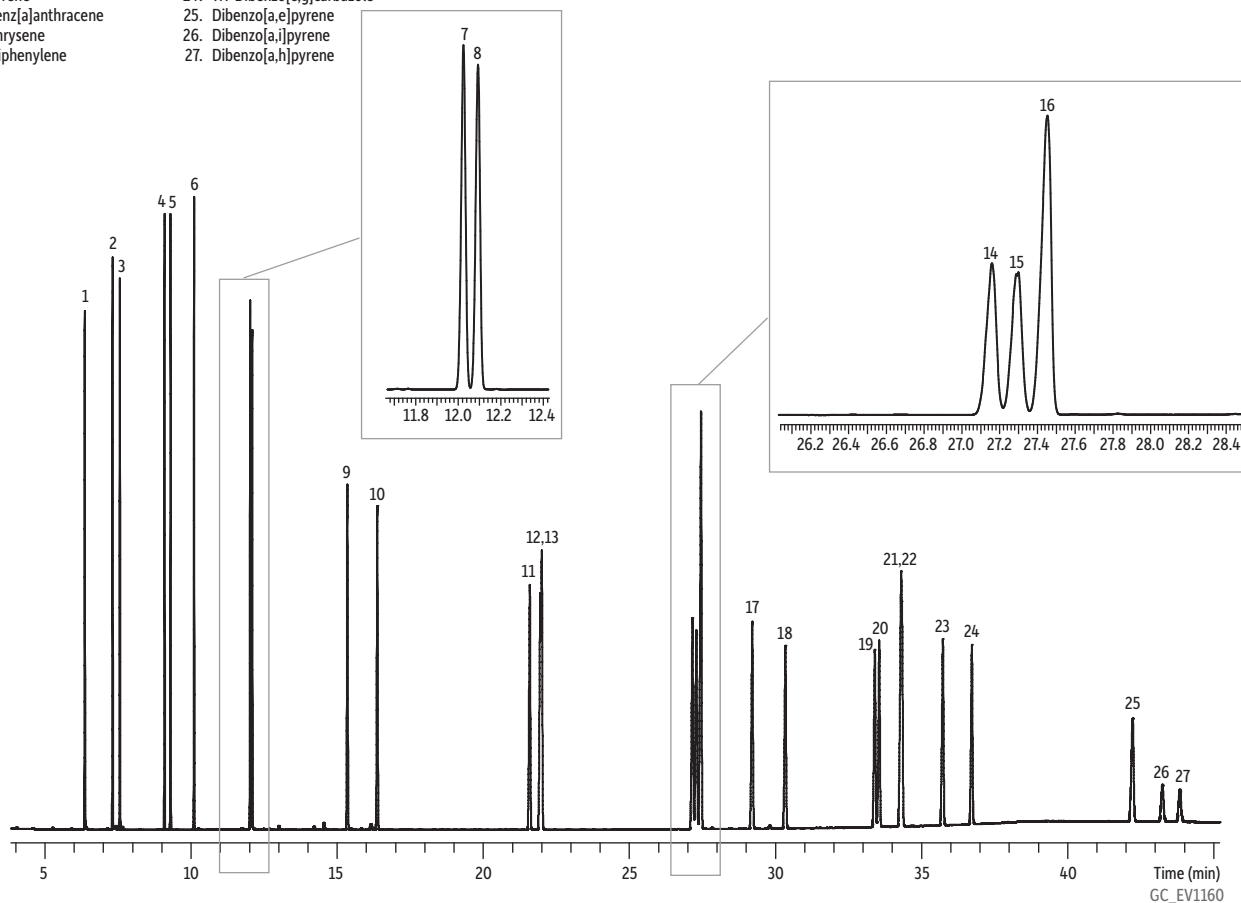
Polycyclic Aromatic Hydrocarbons on Rxi®-17Sil MS

Peaks

- |                        |                              |
|------------------------|------------------------------|
| 1. Naphthalene         | 14. Benzo[b]fluoranthene     |
| 2. 2-Methylnaphthalene | 15. Benzo[k]fluoranthene     |
| 3. 1-Methylnaphthalene | 16. Benzo[j]fluoranthene     |
| 4. Acenaphthylene      | 17. Benzo[a]pyrene           |
| 5. Acenaphthene        | 18. 3-Methylcholanthrene     |
| 6. Fluorene            | 19. Dibenzo[a,h]acridine     |
| 7. Phenanthrene        | 20. Dibenzo[a,j]acridine     |
| 8. Anthracene          | 21. Indeno[1,2,3-cd]pyrene   |
| 9. Fluoranthene        | 22. Dibenzo[a,h]anthracene   |
| 10. Pyrene             | 23. Benzo[ghi]perylene       |
| 11. Benz[a]anthracene  | 24. 7H-Dibenzo[c,g]carbazole |
| 12. Chrysene           | 25. Dibenzo[a,e]pyrene       |
| 13. Triphenylene       | 26. Dibenzo[a,i]pyrene       |
|                        | 27. Dibenzo[a,h]pyrene       |

**Rxi® Technology!**  
Exceptionally inert, ultra low-bleed  
capillary columns.

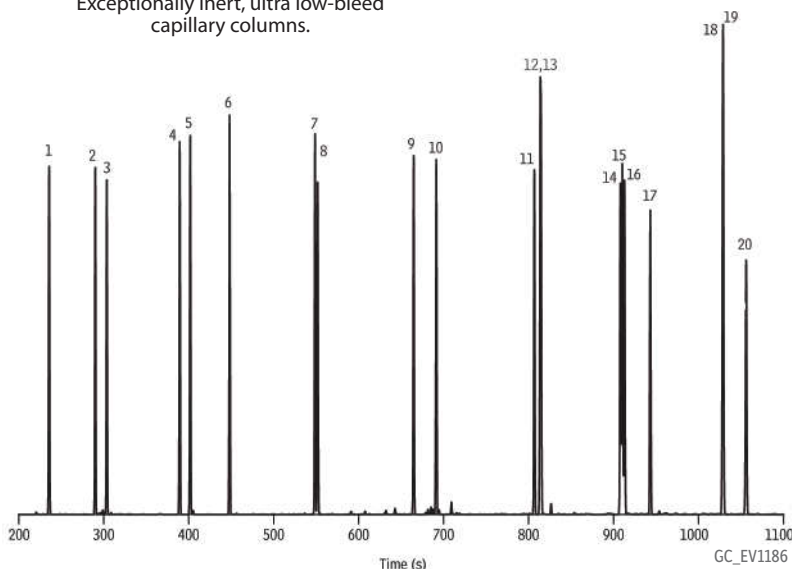
**Excellent resolution and peak shape for  
PAHs that cannot be resolved by MS.**



**Column** Rxi®-17Sil MS, 30 m, 0.25 mm ID, 0.25 µm (cat.# 14123)  
**Sample** PAH supplement mix for method 8100 (cat.# 31857)  
 EPA Method 8310 PAH mixture (cat.# 31841)  
 triphenylene (custom)  
**Diluent:** Dichloromethane  
**Conc.:** 10 ppm  
**Injection**  
 Inj. Vol.: 0.5 µL splitless (hold 1.75 min)  
 Liner: Auto SYS XL PSS split/splitless w/wool (cat.# 21718)  
 Inj. Temp.: 320 °C  
 Purge Flow: 75 mL/min  
**Oven**  
 Oven Temp: 65 °C (hold 0.5 min) to 220 °C at 15 °C/min to 330 °C at 4 °C/min (hold 15 min)  
**Carrier Gas**  
 He, constant flow  
 Flow Rate: 2.0 mL/min  
**Detector**  
 FID @ 320 °C  
**Instrument**  
 PE Clarus 600 GC  
**Acknowledgement**  
 Instrument provided by PerkinElmer

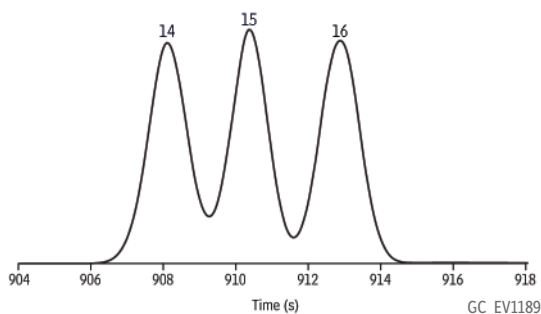
Polycyclic Aromatic Hydrocarbons on Rxi®-17Sil MS (15 m x 0.25 mm x 0.25 µm)

**Rxi® Technology!**  
Exceptionally inert, ultra low-bleed  
capillary columns.



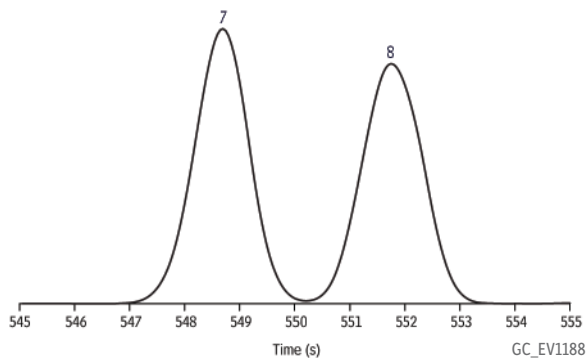
- Peaks**
1. Naphthalene
  2. 2-Methylnaphthalene
  3. 1-Methylnaphthalene
  4. Acenaphthylene
  5. Acenaphthene
  6. Fluorene
  7. Phenanthrene
  8. Anthracene
  9. Fluoranthene
  10. Pyrene
  11. Benzo[a]anthracene
  12. Chrysene
  13. Triphenylene
  14. Benzo[b]fluoranthene
  15. Benzo[k]fluoranthene
  16. Benzo[j]fluoranthene
  17. Benzo[a]pyrene
  18. Indeno[1,2,3-cd]pyrene
  19. Dibenzo[a,h]anthracene
  20. Benzo[ghi]perylene

Benzofluoranthenes on Rxi®-17Sil MS  
(15 m x 0.25 mm x 0.25 µm)



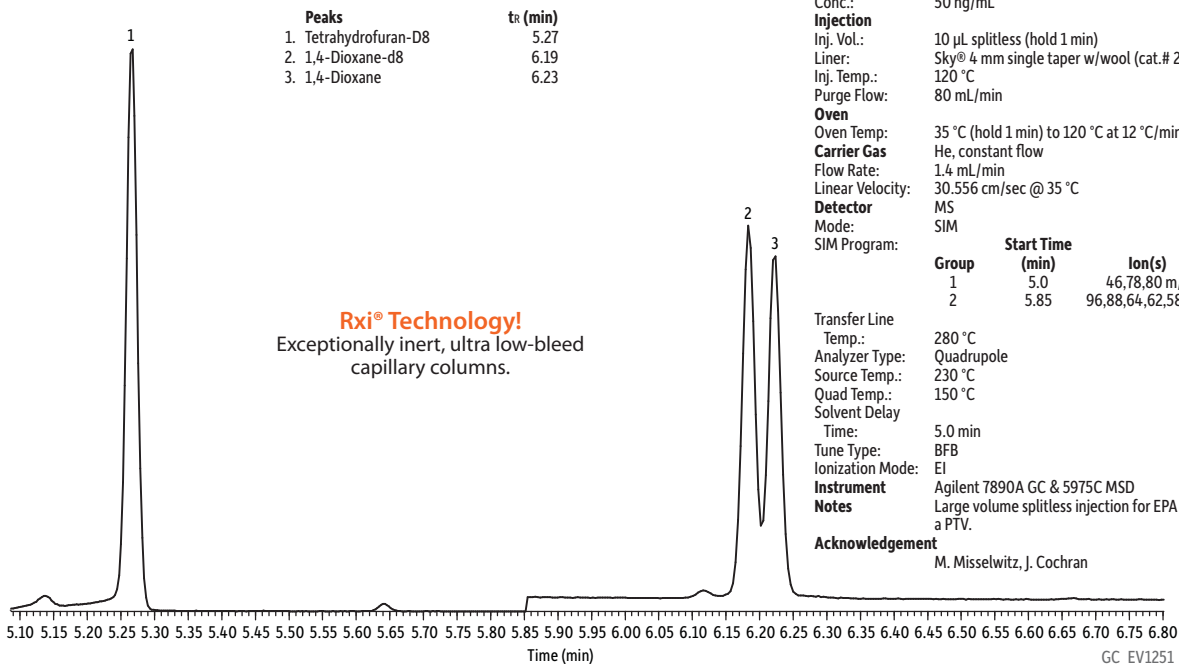
**Column** Rxi®-17Sil MS, 15 m, 0.25 mm ID, 0.25 µm (cat.# 14120)  
**Sample** Methylene chloride  
**Diluent:** 20 ng/µL  
**Conc.:**  
**Injection**  
**Inj. Vol.:** 1 µL split (split ratio 20:1)  
**Liner:** 4 mm split Precision® liner w/wool (cat.# 21022)  
**Inj. Temp.:** 275 °C  
**Split Vent**  
**Flow Rate:** 42 mL/min  
**Oven**  
**Oven Temp:** 80 °C (hold 1 min) to 320 °C at 15 °C/min (hold 2 min)  
**Carrier Gas** H<sub>2</sub>, constant flow  
**Flow Rate:** 2 mL/min  
**Detector** FID @ 340 °C  
**Constant Column**  
**+ Constant**  
**Make-up:** 50 mL/min  
**Make-up Gas**  
**Type:** N<sub>2</sub>  
**Data Rate:** 20 Hz  
**Instrument** Agilent/HP6890 GC

Phenanthrene and Anthracene on Rxi®-17Sil MS  
(15 m x 0.25 mm x 0.25 µm)





EPA 522 Analyte Mix on Rxi®-624Sil MS (30 m x 0.25 mm x 1.4 µm)



**Column** Rxi®-624Sil MS, 30 m, 0.25 mm ID, 1.40 µm (cat.# 13868) using Rxi® guard column 5 m, 0.25 mm ID (cat.# 10029) with universal angled Press-Tight® connectors (cat.# 20446-261)

**Sample** Tetrahydrofuran-d8 (cat.# 30112)  
1,4-Dioxane-d8 (cat.# 30614)  
1,4-Dioxane (cat.# 30287)

**Diluent:** Dichloromethane  
**Conc.:** 50 ng/mL

**Injection** 10 µL splitless (hold 1 min)  
**Inj. Vol.:** Sky® 4 mm single taper w/wool (cat.# 23303.5)  
**Inj. Temp.:** 120 °C  
**Purge Flow:** 80 mL/min

**Oven** Oven Temp: 35 °C (hold 1 min) to 120 °C at 12 °C/min (hold 1 min)  
**Carrier Gas** He, constant flow  
**Flow Rate:** 1.4 mL/min  
**Linear Velocity:** 30.556 cm/sec @ 35 °C

**Detector** MS  
**Mode:** SIM  
**SIM Program:**

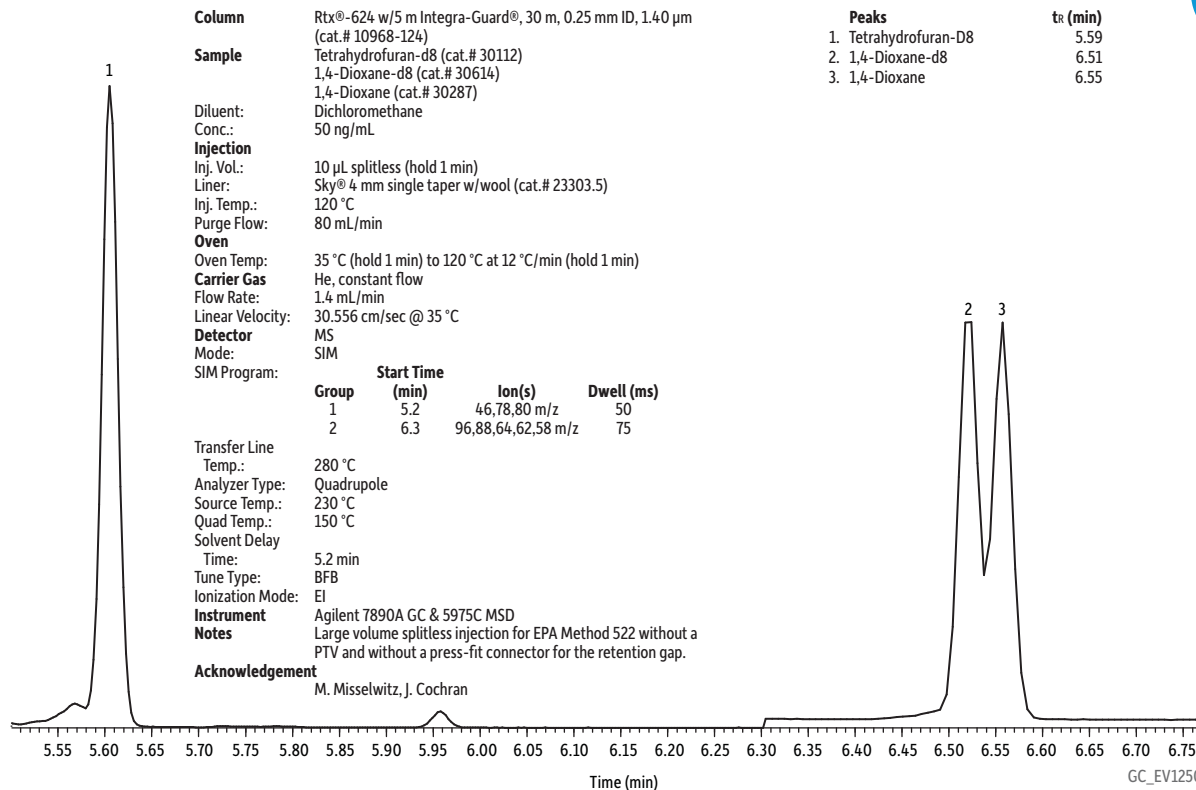
Group	Start Time (min)	Ion(s)	Dwell (ms)
1	5.0	46,78,80 m/z	50
2	5.85	96,88,64,62,58 m/z	40

**Transfer Line** Temp.: 280 °C  
**Analyzer Type:** Quadrupole  
**Source Temp.:** 230 °C  
**Quad Temp.:** 150 °C  
**Solvent Delay** Time: 5.0 min  
**Tune Type:** BFB  
**Ionization Mode:** EI

**Instrument** Agilent 7890A GC & 5975C MSD  
**Notes** Large volume splitless injection for EPA Method 522 without a PTV.

**Acknowledgement** M. Misselwitz, J. Cochran

EPA 522 Analyte Mix on Rtx®-624 w/5 m Integra-Guard® (30 m x 0.25 mm x 1.4 µm)



**Column** Rtx®-624 w/5 m Integra-Guard®, 30 m, 0.25 mm ID, 1.40 µm (cat.# 10968-124)

**Sample** Tetrahydrofuran-d8 (cat.# 30112)  
1,4-Dioxane-d8 (cat.# 30614)  
1,4-Dioxane (cat.# 30287)

**Diluent:** Dichloromethane  
**Conc.:** 50 ng/mL

**Injection** 10 µL splitless (hold 1 min)  
**Inj. Vol.:** Sky® 4 mm single taper w/wool (cat.# 23303.5)  
**Inj. Temp.:** 120 °C  
**Purge Flow:** 80 mL/min

**Oven** Oven Temp: 35 °C (hold 1 min) to 120 °C at 12 °C/min (hold 1 min)  
**Carrier Gas** He, constant flow  
**Flow Rate:** 1.4 mL/min  
**Linear Velocity:** 30.556 cm/sec @ 35 °C

**Detector** MS  
**Mode:** SIM  
**SIM Program:**

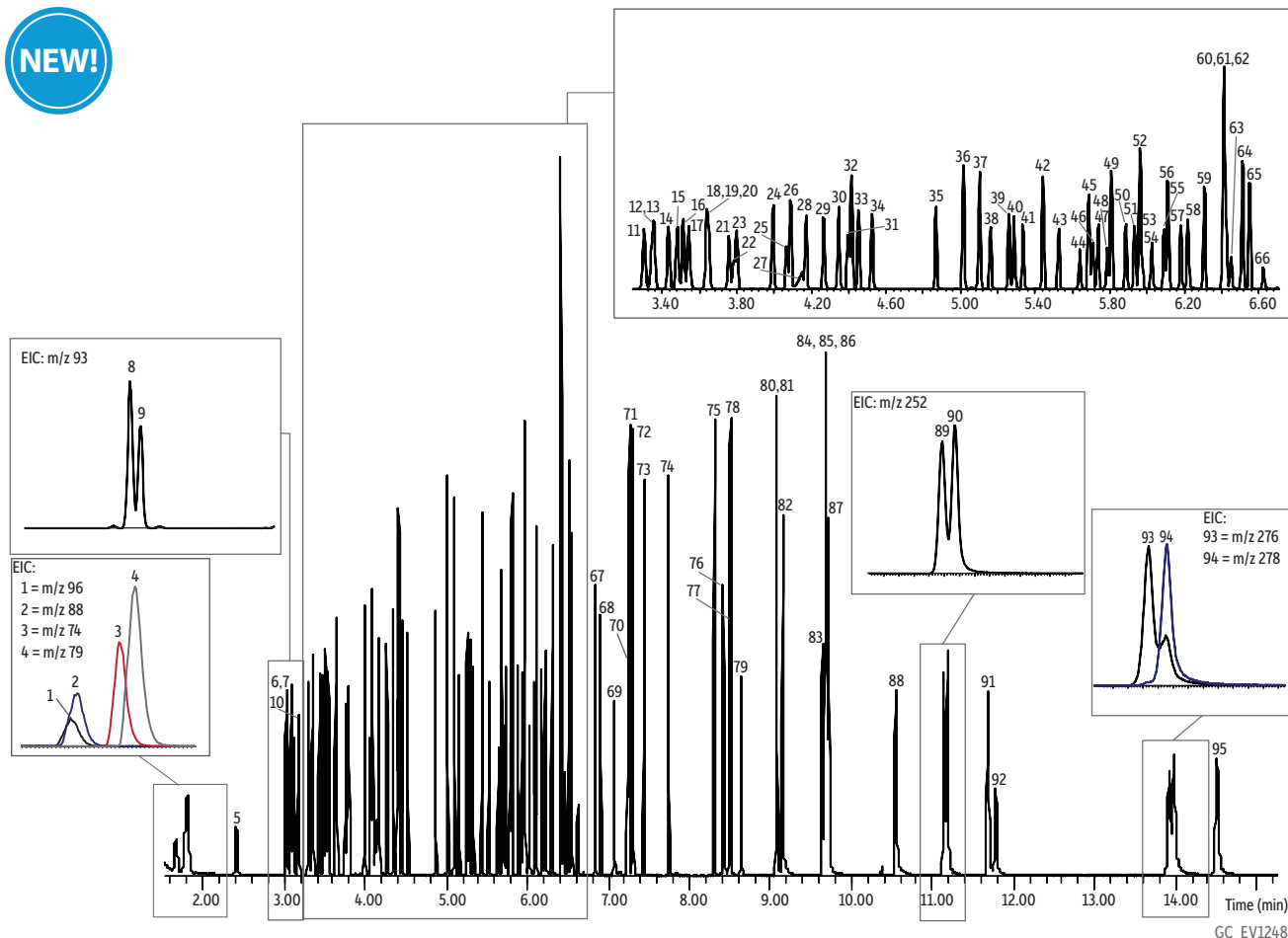
Group	Start Time (min)	Ion(s)	Dwell (ms)
1	5.2	46,78,80 m/z	50
2	6.3	96,88,64,62,58 m/z	75

**Transfer Line** Temp.: 280 °C  
**Analyzer Type:** Quadrupole  
**Source Temp.:** 230 °C  
**Quad Temp.:** 150 °C  
**Solvent Delay** Time: 5.2 min  
**Tune Type:** BFB  
**Ionization Mode:** EI

**Instrument** Agilent 7890A GC & 5975C MSD  
**Notes** Large volume splitless injection for EPA Method 522 without a PTV and without a press-fit connector for the retention gap.

**Acknowledgement** M. Misselwitz, J. Cochran

Semivolatiles on Rxi®-5Sil MS by EPA Method 8270 (Split Injection)



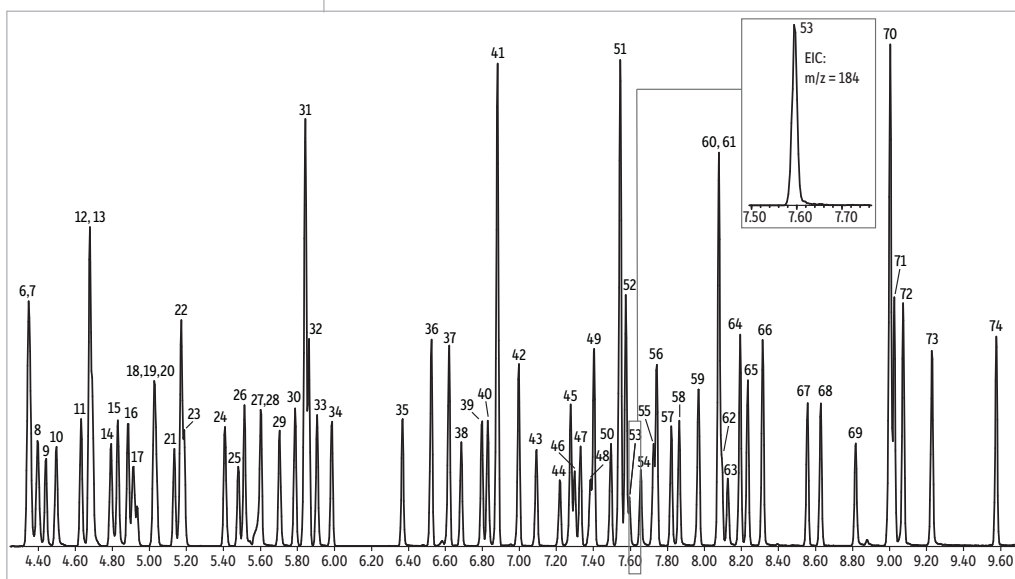
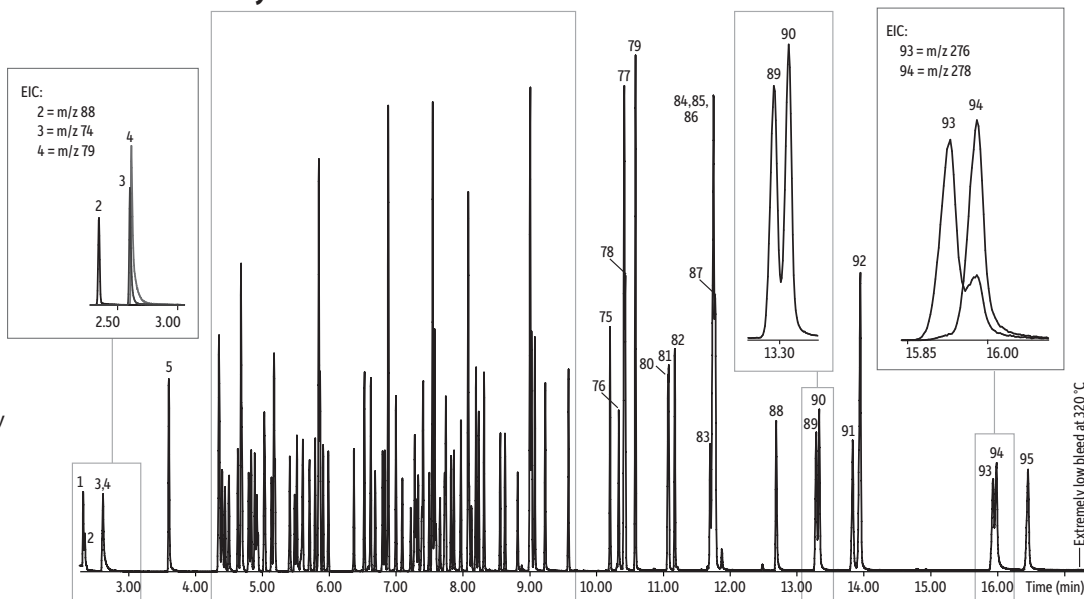
**Column** Rxi®-5Sil MS, 30 m, 0.25 mm ID, 0.25 µm (cat.# 13623)  
**Sample** 8270 MegaMix® (cat.# 31850)  
 8270 Benziidines mix (cat.# 31852)  
 Benzoic acid (cat.# 31879)  
 1,4-Dioxane (cat.# 31853)  
 Revised B/N surrogate mix (cat.# 31888)  
 Acid surrogate mix (4/89 SOW) (cat.# 31063)  
 Revised SV internal standard mix (cat.# 31886)  
 Methylene chloride  
 Diluent: 40 µg/mL (IS/SS 20 µg/mL)  
**Injection**  
 Inj. Vol.: 1 µL split (split ratio 10:1)  
 Liner: Sky® 4 mm Precision® liner w/wool (cat.# 23305.5)  
 Inj. Temp.: 270 °C  
 Split Vent Flow Rate: 12 mL/min  
**Oven**  
 Oven Temp.: 70 °C (hold 1 min) to 285 °C at 28 °C/min to 305 °C  
 at 3 °C/min to 320 °C at 30 °C/min (hold 1 min)  
**Carrier Gas**  
 Flow Rate: He, constant flow  
 1.2 mL/min  
**Detector**  
 Mode: MS  
 Scan  
 Transfer Line Temp.: 280 °C  
 Analyzer Type: Quadrupole  
 Source Temp.: 270 °C  
 Quad Temp.: 150 °C  
 Electron Energy: 70 eV  
 Solvent Delay Time: 1.3 min  
 Tune Type: DFTPP  
 Ionization Mode: EI  
 Scan Range: 35-550 amu  
 Scan Rate: 5.36 scans/sec  
**Instrument** Agilent 7890A GC & 5975 MS

- Peaks**
- |                                 |                                 |                                |
|---------------------------------|---------------------------------|--------------------------------|
| 1. 1,4-Dioxane-d8 (IS)          | 32. Naphthalene                 | 64. N-nitrosodiphenylamine     |
| 2. 1,4-Dioxane                  | 33. 4-Chloroaniline             | 65. 1,2-Diphenylhydrazine      |
| 3. N-Nitrosodimethylamine       | 34. Hexachlorobutadiene         | 66. 2,4,6-Tribromophenol (SS)  |
| 4. Pyridine                     | 35. 4-Chloro-3-methylphenol     | 67. 4-Bromophenyl phenyl ether |
| 5. 2-Fluorophenol (SS)          | 36. 2-Methylnaphthalene         | 68. Hexachlorobenzene          |
| 6. Phenol-d6 (SS)               | 37. 1-Methylnaphthalene         | 69. Pentachlorophenol          |
| 7. Phenol                       | 38. Hexachlorocyclopentadiene   | 70. Phenanthrene-D10 (IS)      |
| 8. Aniline                      | 39. 2,4,6-Trichlorophenol       | 71. Phenanthrene               |
| 9. Bis(2-chloroethyl)ether      | 40. 2,4,5-Trichlorophenol       | 72. Anthracene                 |
| 10. 2-Chlorophenol              | 41. 2-Fluorobiphenyl (SS)       | 73. Carbazole                  |
| 11. 1,3-Dichlorobenzene         | 42. 2-Chloronaphthalene         | 74. di-n-Butyl phthalate       |
| 12. 1,4-Dichlorobenzene-D4 (IS) | 43. 2-Nitroaniline              | 75. Fluoranthene               |
| 13. 1,4-Dichlorobenzene         | 44. 1,4-Dinitrobenzene          | 76. Benzidine                  |
| 14. Benzyl alcohol              | 45. Dimethyl phthalate          | 77. Pyrene-D10 (SS)            |
| 15. 1,2-Dichlorobenzene         | 46. 1,3-Dinitrobenzene          | 78. Pyrene                     |
| 16. 2-Methylphenol              | 47. 2,6-Dinitrotoluene          | 79. p-Terphenyl-d14 (SS)       |
| 17. Bis(2-chloroisopropyl)ether | 48. 1,2-Dinitrobenzene          | 80. 3,3'-Dimethylbenzidine     |
| 18. 4-Methylphenol              | 49. Acenaphthylene              | 81. Butyl benzyl phthalate     |
| 19. 3-Methylphenol              | 50. 3-Nitroaniline              | 82. Bis(2-ethylhexyl)adipate   |
| 20. N-nitroso-di-n-propylamine  | 51. Acenaphthene-d10 (IS)       | 83. 3,3'-Dichlorobenzidine     |
| 21. Hexachloroethane            | 52. Acenaphthene                | 84. Benzo[a]anthracene         |
| 22. Nitrobenzene-D5 (SS)        | 53. 2,4-Dinitrophenol           | 85. Chrysene-D12 (IS)          |
| 23. Nitrobenzene                | 54. 4-Nitrophenol               | 86. Bis(2-ethylhexyl)phthalate |
| 24. Isophorone                  | 55. 2,4-Dinitrotoluene          | 87. Chrysene                   |
| 25. 2-Nitrophenol               | 56. Dibenzofuran                | 88. Di-n-octyl phthalate       |
| 26. 2,4-Dimethylphenol          | 57. 2,3,5,6-Tetrachlorophenol   | 89. Benzo[b]fluoranthene       |
| 27. Benzoic acid                | 58. 2,3,4,6-Tetrachlorophenol   | 90. Benzo[k]fluoranthene       |
| 28. Bis(2-chloroethoxy)methane  | 59. Diethyl phthalate           | 91. Benzo[a]pyrene             |
| 29. 2,4-Dichlorophenol          | 60. 4-Chlorophenyl phenyl ether | 92. Perylene-D12 (IS)          |
| 30. 1,2,4-Trichlorobenzene      | 61. Fluorene                    | 93. Indeno[1,2,3-cd]pyrene     |
| 31. Naphthalene-D8 (IS)         | 62. 4-Nitroaniline              | 94. Dibenzo[a,h]anthracene     |
|                                 | 63. 4,6-Dinitro-2-methylphenol  | 95. Benzo[ghi]perylene         |

Semivolatile Organics on Rxi®-5Sil MS by U.S. EPA Method 8270



**Rxi® Technology!**  
Exceptionally inert,  
ultra low-bleed capillary  
columns.



**Column** Rxi®-5Sil MS, 30 m, 0.25 mm ID, 0.25 µm (cat.# 13623)  
**Sample** 8270 MegaMix® (cat.# 31850)  
8270 Benzidines mix (cat.# 31852)  
Benzoic acid (cat.# 31879)  
1,4-Dioxane (cat.# 31853)  
Revised B/N surrogate mix (cat.# 31888)  
Acid surrogate mix (4/89 SOW) (cat.# 31063)  
Revised SV internal standard mix (cat.# 31886)  
Dichloromethane  
**Diluent:** Dichloromethane  
**Conc.:** 8 µg/mL (IS/SS 20 µg/mL)  
**Injection** 1 µL pulsed splitless (hold 0.59 min)  
**Inj. Vol.:** Sky® 4 mm single taper w/wool (cat.# 23303.5)  
**Liner:** 270 °C  
**Inj. Temp.:** 30 psi (206.8kPa)  
**Pulse Pressure:** 0.64 min  
**Pulse Time:** 100 mL/min  
**Purge Flow:** Oven  
**Oven Temp.:** 40 °C (hold 1 min) to 280 °C at 25 °C/min to 320 °C at 5 °C/min (hold 1 min)

**Carrier Gas** He, constant flow  
**Flow Rate:** 1.2 mL/min  
**Linear Velocity:** 39.723 cm/sec @ 40 °C  
**Detector** MS  
**Mode:** Scan  
**Transfer Line** Temp.: 280 °C  
**Analyzer Type:** Quadrupole  
**Source Temp.:** 276 °C  
**Quad Temp.:** 150 °C  
**Solvent Delay** Time: 2.19 min  
**Tune Type:** DFTPP  
**Ionization** Mode: EI  
**Scan Range:** 35-550 amu  
**Scan Rate:** 5.36 scans/sec  
**Instrument** Agilent 7890A GC & 5975C MSD

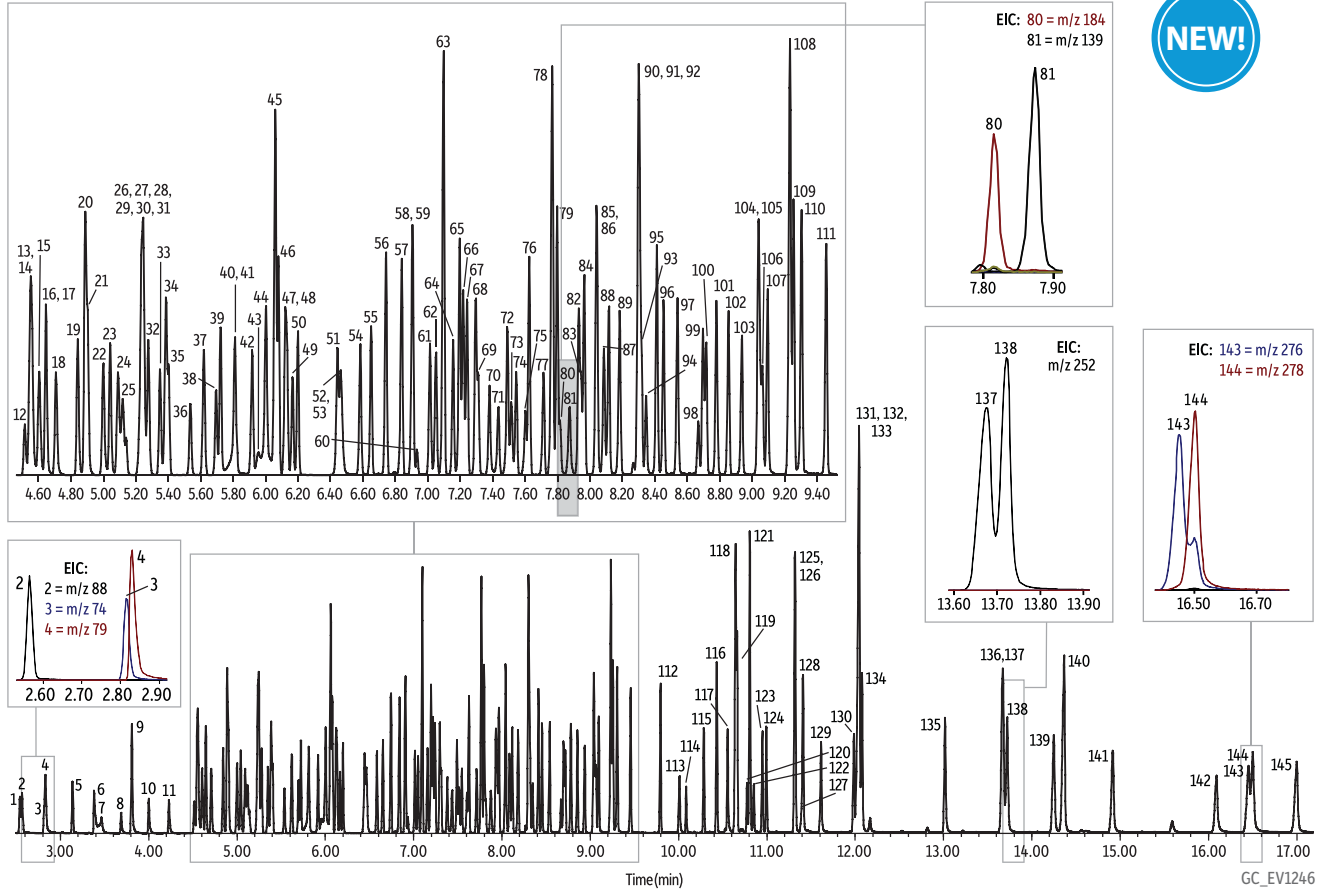
**Notes** 7890 Siletek®-treated EZ Twist Top split/splitless injection port (cat.# 22178)  
Gold-plated dual Vespel® ring inlet seal (cat.# 21241)

Peaks			
1.	1,4-Dioxane-d8 (IS)	25.	2-Nitrophenol
2.	1,4-Dioxane	26.	2,4-Dimethylphenol
3.	N-Nitrosodimethylamine	27.	Bis(2-chloroethoxy)methane
4.	Pyridine	28.	Benzoic acid
5.	2-Fluorophenol (SS)	29.	2,4-Dichlorophenol
6.	Phenol-d6 (SS)	30.	1,2,4-Trichlorobenzene
7.	Phenol	31.	Naphthalene-D8 (IS)
8.	Aniline	32.	Naphthalene
9.	Bis(2-chloroethyl) ether	33.	4-Chloroaniline
10.	2-Chlorophenol	34.	Hexachlorobutadiene
11.	1,3-Dichlorobenzene	35.	4-Chloro-3-methylphenol
12.	1,4-Dichlorobenzene-D4 (IS)	36.	2-Methylnaphthalene
13.	1,4-Dichlorobenzene	37.	1-Methylnaphthalene
14.	Benzyl alcohol	38.	Hexachlorocyclopentadiene
15.	1,2-Dichlorobenzene	39.	2,4,6-Trichlorophenol
16.	2-Methylphenol	40.	2,4,5-Trichlorophenol
17.	Bis(2-Chloroisopropyl) ether	41.	2-Fluorobiphenyl (SS)
18.	3-Methylphenol	42.	2-Chloronaphthalene
19.	4-Methylphenol	43.	2-Nitroaniline
20.	N-Nitrosodi-N-propylamine	44.	1,4-Dinitrobenzene
21.	Hexachloroethane	45.	Dimethyl phthalate
22.	Nitrobenzene-D5 (SS)	46.	1,3-Dinitrobenzene
23.	Nitrobenzene	47.	2,6-Dinitrotoluene
24.	Isophorone	48.	1,2-Dinitrobenzene
		49.	Acenaphthylene
		50.	3-Nitroaniline
		51.	Acenaphthene-d10 (IS)
		52.	Acenaphthene
		53.	2,4,6-Trichlorophenol
		54.	4-Nitrophenol
		55.	2,4-Dinitrotoluene
		56.	Dibenzofuran
		57.	2,3,5,6-Tetrachlorophenol
		58.	2,3,4,6-Tetrachlorophenol
		59.	Diethyl phthalate
		60.	4-Chlorophenyl phenyl ether
		61.	Fluorene
		62.	4-Nitroaniline
		63.	4,6-Dinitro-2-methylphenol
		64.	N-nitrosodiphenylamine (as diphenylamine)
		65.	1,2-Diphenylhydrazine (as azobenzene)
		66.	2,4,6-Tribromophenol (SS)
		67.	4-Bromophenyl phenyl ether
		68.	Hexachlorobenzene
		69.	Pentachlorophenol
		70.	Phenanthrene-D10 (IS)
		71.	Phenanthrene
		72.	Anthracene
		73.	Carbazole
		74.	di-n-Butyl phthalate
		75.	Fluoranthene
		76.	Benzidine
		77.	Pyrene-d10 (SS)
		78.	Pyrene
		79.	p-Terphenyl-d14 (SS)
		80.	3,3'-Dimethylbenzidine
		81.	Butyl benzyl phthalate
		82.	Bis(2-ethylhexyl) adipate
		83.	3,3'-Dichlorobenzidine
		84.	Benzo[a]anthracene
		85.	Chrysene-D12 (IS)
		86.	Bis(2-ethylhexyl)phthalate
		87.	Chrysene
		88.	Di-n-octyl phthalate
		89.	Benzo[b]fluoranthene
		90.	Benzo[k]fluoranthene
		91.	Benzo[a]pyrene
		92.	Perylene-D12 (IS)
		93.	Indeno[1,2,3-cd]pyrene
		94.	Dibenz[a,h]anthracene
		95.	Benzo[ghi]perylene

GC\_EV1245



Semivolatile Organics w/Appendix IX on Rxi®-5Sil MS by U.S. EPA Method 8270



**Column** Rxi®-5Sil MS, 30 m, 0.25 mm ID, 0.25 µm (cat.# 13623)

**Sample** 8270 MegaMix® (cat.# 31850)  
8270 Benzidines mix (cat.# 31852)  
Benzoic acid (cat.# 31879)  
Revised B/N surrogate mix (cat.# 31888)  
Acid surrogate mix (4/89 SOW) (cat.# 31063)  
Revised SV internal standard mix (cat.# 31886)  
Appendix IX mix #1 (cat.# 31625)  
Appendix IX mix #2 (cat.# 31806)

**Diluent:**  
**Conc.:**  
**Injection** 10 µg/mL (1,4-dioxane and IS/SS 20 µg/mL)

**Inj. Vol.:** 1 µL pulsed splitless (hold 0.59 min)  
**Liner:** Sky® 4 mm single taper w/wool (cat.# 23303.5)

**Inj. Temp.:** 270 °C  
**Pulse Pressure:** 30 psi (206.8kPa)  
**Pulse Time:** 0.64 min  
**Purge Flow:** 100 mL/min

**Oven**  
**Oven Temp.:** 40 °C (hold 1 min) to 280 °C at 25 °C/min to 320 °C at 5 °C/min (hold 1 min)

**Carrier Gas**  
**Flow Rate:** He, constant flow 1.2 mL/min  
**Linear Velocity:** 39.723 cm/sec @ 40 °C

**Detector**  
**Mode:** MS  
**Scan**  
**Transfer Line Temp.:** 280 °C  
**Analyzer Type:** Quadrupole  
**Source Temp.:** 276 °C  
**Quad Temp.:** 150 °C  
**Solvent Delay Time:** 2.19 min  
**Tune Type:** DFTPP  
**Ionization Mode:** EI  
**Scan Range:** 35-550 amu  
**Scan Rate:** 5.36 scans/sec

**Instrument**  
**Notes** Agilent 7890A GC & 5975 MSD  
7890 Siltek®-treated EZ Twist Top® split/ splitless injection port (cat.# 22178)  
Flip Seal® dual Vespel® ring inlet seal (cat.# 23411)

Peaks	Peaks	Peaks
1. 1,4-Dioxane-d8 (IS)	39. 2,4-Dimethylphenol	78. Acenaphthene-d10 (IS)
2. 1,4-Dioxane	40. Bis(2-chloroethoxy)methane	79. Acenaphthene
3. N-Nitrosodimethylamine	41. Benzoic acid	80. 2,4-Dinitrophenol
4. Pyridine	42. 2,4-Dichlorophenol	81. 4-Nitrophenol
5. Ethyl methacrylate	43. α,α-Dimethylphenethylamine	82. Pentachlorobenzene
6. 2-Picoline	44. 1,2,4-Trichlorobenzene	83. 2,4-Dinitrotoluene
7. N-Nitrosomethylethylamine	45. Naphthalene-D8 (IS)	84. Dibenzofuran
8. Methyl methanesulfonate	46. Naphthalene	85. 1-Naphthalamine
9. 2-Fluorophenol (SS)	47. 4-Chloroaniline	86. 2,3,5,6-Tetrachlorophenol
10. N-Nitrosodiethylamine	48. 2,6-Dichlorophenol	87. 2,3,4,6-Tetrachlorophenol
11. Ethyl methanesulfonate	49. Hexachloropropene	88. 2-Naphthalamine
12. Benzaldehyde	50. Hexachlorobutadiene	89. Diethyl phthalate
13. Phenol-d6 (SS)	51. N-Nitrosobutylamine	90. 4-Chlorophenyl phenyl ether
14. Phenol	52. Caprolactam	91. Fluorene
15. Aniline	53. 1,4-Phenylenediamine	92. 2-Methyl-5-nitroaniline
16. Bis(2-chloroethyl) ether	54. 4-Chloro-3-methylphenol	93. 4-Nitroaniline
17. Pentachloroethane	55. Isosafrole (isomer)	94. 4,6-Dinitro-2-methylphenol
18. 2-Chlorophenol	56. 2-Methylnaphthalene	95. N-nitrosodiphenylamine (as diphenylamine)
19. 1,3-Dichlorobenzene	57. 1-Methylnaphthalene	96. 1,2-Diphenylhydrazine (as azobenzene)
20. 1,4-Dichlorobenzene-D4 (IS)	58. Hexachlorocyclopentadiene	97. 2,4,6-Tribromophenol (SS)
21. 1,4-Dichlorobenzene	59. 1,2,4,5-Tetrachlorobenzene	98. 1,3,5-Trinitrobenzene
22. Benzyl alcohol	60. Isosafrole (isomer)	99. Diallate
23. 1,2-Dichlorobenzene	61. 2,4,6-Trichlorophenol	100. Phenacetin
24. 2-Methylphenol	62. 2,4,5-Trichlorophenol	101. 4-Bromophenyl phenyl ether
25. Bis(2-Chloroisopropyl)ether	63. 2-Fluorobiphenyl (SS)	102. Hexachlorobenzene
26. N-Nitrosopyrrolidine	64. Safrole	103. Atrazine
27. 3-Methylphenol	65. Biphenyl	104. 4-Aminobiphenyl
28. 4-Methylphenol	66. 2-Chloronaphthalene	105. Pentachlorophenol
29. Acetophenone	67. 1-Chloronaphthalene	106. Pentachloronitrobenzene
30. N-Nitrosodipropylamine	68. Diphenyl ether	107. Propylamide
31. 4-Nitrosomorpholine	69. 2-Nitroaniline	108. Phenanthrene-D10 (IS)
32. o-Toluidine	70. 1,4-Naphthoquinone	109. Phenanthrene
33. Hexachloroethane	71. 1,4-Dinitrobenzene	110. Anthracene
34. Nitrobenzene-D5 (SS)	72. Dimethyl phthalate	111. Carbazole
35. Nitrobenzene	73. 1,3-Dinitrobenzene	112. di-n-Butyl phthalate
36. N-Nitrosopiperidine	74. 2,6-Dinitrotoluene	113. 4-Nitroquinoline 1-oxide
37. Isophorone	75. 1,2-Dinitrobenzene	114. Methapyrilene
38. 2-Nitrophenol	76. Acenaphthylene	
	77. 3-Nitroaniline	

## Volatile Organic Compounds Retention Time Index: Rtx®-VMS

Data collected using a 60 m, 0.25 mm ID, 1.4 µm Rtx®-VMS column; Oven: 40 °C (hold 6 min) to 230 °C @ 14 °C/min (hold 11 min); Carrier gas: helium; Regulation: constant pressure; Flow rate: 1 mL/min; Linear velocity: 21 cm/sec; Dead time: 4.90 min



## for more info

See pages 623–625 for Rtx®-VMS volatile organics chromatograms.

Compound	Rtx®-VMS Ret. Time	Compound	Rtx®-VMS Ret. Time	Compound	Rtx®-VMS Ret. Time
Dichlorodifluoromethane	5.52	Benzene-d6	14.72	Bromoform	20.30
Chloromethane	6.26	Pentafluorobenzene	14.75	Isopropylbenzene	20.51
Vinyl chloride	6.54	1,2-Dichloroethane-d4	14.79	1,2-Butanediol	20.82
Water	6.70	1,2-Dichloroethane	14.90	Valeric acid	20.89
Bromomethane	7.61	tert-Amyl-methyl ether	15.00	1,4-Dichlorobutane	20.90
Methanol	7.93	Isobutyl alcohol	15.06	Bromobenzene	20.91
2-Methylbutane	7.96	Fluorobenzene	15.16	4-Bromo-1-fluorobenzene	20.95
Chloroethane	8.00	Isopropyl acetate	15.34	cis-1,4-Dichloro-2-butene	20.97
Trichlorofluoromethane	8.41	Formic acid	15.37	n-Decane	21.04
n-Pentane	8.61	Trichloroethene	15.39	n-Propylbenzene	21.07
Diethylether	9.59	1,4-Difluorobenzene	15.58	1,1,2,2-Tetrachloroethane	21.10
1,1-Dichloroethene	9.64	n-Butanol	15.60	1,3,5-Trimethylbenzene	21.30
Carbon disulfide	9.65	Methyl cyclohexane	15.78	1-Ethyl-4-methylbenzene	21.33
Freon® 113	9.70	Acetic acid	15.93	1-Ethyl-3-methylbenzene	21.34
Ethanol	9.74	Dibromomethane	16.05	1,2,3-Trichloropropane	21.39
Iodomethane	9.99	1,2-Dichloropropane	16.17	trans-1,4-Dichloro-2-butene	21.40
3-Chlorotrifluoropropane	10.45	Bromodichloromethane	16.23	2-Chlorotoluene	21.40
Chloro-methyl-methylether	10.54	Methyl methacrylate	16.28	4-Chlorotoluene	21.61
Acrolein	10.57	α,α,α-Trifluorotoluene	16.45	Cyclohexane	21.78
2-Methylpentane	10.59	1,4-Dioxane	16.49	tert-Butylbenzene	21.81
Allyl chloride	10.72	n-Propyl acetate	16.70	1-Ethyl-2-methylbenzene	21.82
Methylene chloride	10.98	2-Chloroethyl-vinyl-ether	16.92	1,2,4-Trimethylbenzene	21.88
3-Methylpentane	11.09	2-Chloroethanol	16.93	Pentachloroethane	21.92
Acetone	11.24	cis-1,3-Dichloropropene	17.04	1,3-Dichloro-2-propanol	22.05
trans-1,2-Dichloroethene	11.24	1-Bromo-2-chloroethane	17.05	sec-Butylbenzene	22.06
Methyl tert-butyl ether	11.42	n-Octane	17.17	Isocaproic acid	22.09
2-Propanol	11.52	Toluene-d8	17.28	p-Isopropyltoluene	22.22
tert-Butyl alcohol	11.56	Toluene	17.36	1,3-Dichlorobenzene	22.53
Methyl acetate	11.63	Propionic acid	17.61	Caproic acid	22.55
Hexane	11.64	Chloroacetonitrile	17.64	1,4-Dichlorobenzene	22.64
Acetonitrile	12.22	4-Methyl-2-pentanone	17.76	n-Butylbenzene	22.88
Chloroprene	12.30	2-Bromo-1-chloropropane	17.81	Malononitrile	22.89
1,1-Dichloroethane	12.42	2-Nitropropane	17.83	Benzyl chloride	23.23
Acrylonitrile	12.60	Pyridine	17.86	1,2-Dichlorobenzene-d4	23.36
Diisopropyl ether	12.62	1,1-Dichloropropanone	17.88	1,2-Dichlorobenzene	23.38
2,4-Dimethylpentane	12.68	trans-1,3-Dichloropropene	17.88	Hexachloroethane	23.63
Vinyl acetate	13.02	Tetrachloroethene	17.89	1-Octanol	23.70
Ethyl-tert-butyl ether	13.08	Ethyl methacrylate	17.92	Bis-(2-chloro-isopropyl) ether	24.06
1-Propanol	13.18	1,1,2-Trichloroethane	18.11	4-Bromo-1-chlorobenzene	24.09
cis-1,2-Dichloroethene	13.32	Dibromochloromethane	18.40	Benzyl alcohol	24.23
Allyl alcohol	13.35	1,3-Dichloropropane	18.49	Heptanoic acid	24.29
2,2-Dichloropropane	13.48	Isobutyric acid	18.55	n-Dodecane	24.54
Bromochloromethane	13.62	1,2-Dibromoethane	18.78	3-Bromochlorobenzene	24.61
Chloroform	13.75	n-Butyl acetate	18.80	1,2-Dibromo-3-chloropropane	24.78
Cyclohexane	13.84	2-Hexanone	18.82	2-Bromochlorobenzene	25.54
Methyl acrylate	13.87	Butyric acid	19.17	Hexachlorobutadiene	25.99
Carbon tetrachloride	13.94	1-Chloro-3-fluorobenzene	19.17	Nitrobenzene	26.02
Tetrahydrofuran	14.03	Ethylbenzene	19.36	1,2,4-Trichlorobenzene	26.19
1,1,1-Trichloroethane	14.06	Chlorobenzene	19.39	Benzyl acetate	26.29
Ethyl acetate	14.13	1-Chloro-4-fluorobenzene	19.39	n-Tridecane	26.51
2-Butanone	14.18	Ethylbenzene-d10	19.40	Naphthalene	27.01
Dibromofluoromethane	14.18	1-Chlorohexane	19.41	1,2,3-Trichlorobenzene	27.46
1,1-Dichloropropene	14.20	1,1,1,2-Tetrachloroethane	19.44	n-Tetradecane	28.83
Propargyl alcohol	14.35	m-Xylene	19.53	2-Methylnaphthalene	30.36
1-Chlorobutane	14.51	p-Xylene	19.54	1-Methylnaphthalene	30.96
2,2,4-Trimethylpentane	14.53	Chlorobenzene-d5	19.55	n-Pentadecane	31.65
Propionitrile	14.59	1-Chloro-2-fluorobenzene	19.67	2-Chloronaphthalene	33.36
Benzene	14.60	o-Xylene	20.13		
n-Heptane (C7)	14.62	Stryrene	20.17		
Methacrylonitrile	14.64	Isovaleric acid	20.18		



## Volatile Organic Compounds Retention Time Index: Rxi®-624Sil MS\*

Data collected using a 30 m x 0.25 mm x 1.400 µm Rxi®-624Sil MS column; Oven: 35 °C (hold 5 min) @ 11 °C/min to 60 °C @ 20 °C/min to 220 °C;  
Carrier gas: helium; Regulation: constant flow; Flow: 1.17 mL/min; GC Temperature: 35 °C; Inlet Pressure: 7.94 psi; Outlet Pressure: 0.00 psi;  
Dead Time: 1.780 min; Linear Velocity: 32.68 cm/sec; Detector 1: Mass Spectrometer

\*Modeled by Pro ezGC software.

## for more info

See page 622 for an Rxi®-624Sil MS volatile organics chromatogram.

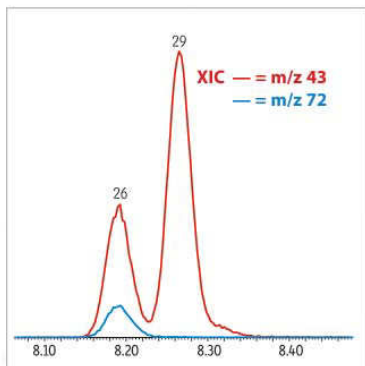
Rxi®-624Sil MS		Rxi®-624Sil MS		Rxi®-624Sil MS	
Compound	Ret. Time	Compound	Ret. Time	Compound	Ret. Time
Dichlorodifluoromethane	2.178	Cyclohexane	8.959	1-Chlorohexane	12.442
Chloromethane	2.438	1-Chlorobutane	9.032	1,1,1,2-Tetrachloroethane	12.503
Water	2.588	Carbon tetrachloride	9.055	Ethylbenzene	12.512
Vinyl chloride	2.63	1,1-Dichloropropene	9.067	<i>m</i> -Xylene	12.636
Methanol	2.985	Benzene-d6	9.255	<i>p</i> -Xylene	12.636
Ethylene oxide	3.127	1,2-Dichloroethane-d4	9.28	<i>n</i> -Nonane	12.668
Bromomethane	3.192	Benzene	9.296	1-Chloro-2-fluorobenzene	12.703
Chloroethane	3.395	1,2-Dichloroethane	9.365	<i>o</i> -Xylene	12.99
Trichlorofluoromethane	3.834	Isopropyl acetate	9.376	Stryrene	13.01
<i>n</i> -Pentane	4.032	2,2,4-Trimethylpentane	9.455	<i>n</i> -Amyl acetate	13.148
Ethanol	4.199	Isobutyl alcohol	9.456	Bromoform	13.177
Diethylether	4.387	<i>tert</i> -Amyl-methyl ether	9.457	Isopropylbenzene	13.327
2-Methylbutane	4.501	<i>n</i> -Heptane	9.537	<i>cis</i> -1,4-Dichloro-2-butene	13.382
Acrolein	4.677	Fluorobenzene	9.636	1,4-Dichlorobutane	13.439
1,1-Dichloroethene	4.848	1,4-Difluorobenzene	9.784	4-Bromo-1-fluorobenzene	13.485
Freon® 113	4.929	1-Butanol	9.911	1,1,2,2-Tetrachloroethane	13.6
Acetone	4.971	Trichloroethene	10.013	Bromobenzene	13.612
Iodomethane	5.135	Methyl cyclohexane	10.268	<i>trans</i> -1,4-Dichloro-2-butene	13.635
2-Propanol	5.323	<i>tert</i> -Amyl ethyl ether	10.27	1,2,3-Trichloropropane	13.655
Carbon disulfide	5.323	1,2-Dichloropropane	10.28	<i>n</i> -Propylbenzene	13.698
Acetonitrile	5.581	$\alpha,\alpha,\alpha$ -Trifluorotoluene	10.325	2-Chlorotoluene	13.78
Methyl acetate	5.676	Methyl methacrylate	10.327	1,3,5-Trimethylbenzene	13.858
Allyl chloride	5.693	1,4-Dioxane	10.379	<i>n</i> -Decane	13.867
Methylene chloride	5.939	<i>n</i> -Propyl acetate	10.383	4-Chlorotoluene	13.886
2-Methylpentane	6.01	Dibromomethane	10.443	<i>tert</i> -Butylbenzene	14.131
<i>tert</i> -Butyl alcohol	6.19	Bromodichloromethane	10.532	Pentachloroethane	14.16
Acrylonitrile	6.414	2-Nitropropane	10.736	1,2,4-Trimethylbenzene	14.182
Methyl-d3- <i>tert</i> -butyl-ether	6.435	Chloroacetonitrile	10.764	<i>sec</i> -Butylbenzene	14.325
Methyl <i>tert</i> -butyl-ether	6.477	2-Chloroethyl-vinyl-ether	10.792	<i>n</i> -Butylcyclohexane	14.4
<i>trans</i> -1,2-Dichloroethene	6.48	1-Bromo-2-chloroethane	10.843	1,3-Dichlorobenzene	14.431
3-Methylpentane	6.503	Epichlorhydrin	10.875	<i>p</i> -Isopropyltoluene	14.453
Hexane	7.023	<i>cis</i> -1,3-Dichloropropene	10.938	1,4-Dichlorobenzene-d4	14.497
1,1-Dichloroethane	7.291	2,4-Dimethylpentane	10.961	1,4-Dichlorobenzene	14.519
Allyl alcohol	7.309	4-Methyl-2-pentanone	11.062	<i>n</i> -Butylbenzene	14.796
Vinyl acetate	7.33	1,1-Dichloropropanone	11.105	1,2-Dichlorobenzene-d4	14.814
Diisopropyl ether	7.386	Pyridine	11.135	1,2-Dichlorobenzene	14.823
Chloroprene	7.407	Toluene-d8	11.185	Hexachloroethane	15.06
1-Propanol	7.431	Toluene	11.246	1-Octanol	15.07
Ethyl <i>tert</i> -butyl ether	7.978	<i>n</i> -Octane	11.345	4-Bromo-1-chlorobenzene	15.467
TB(d9)A	8.133	<i>trans</i> -1,3-Dichloropropene	11.441	1,2-Dibromo-3-chloropropane	15.476
<i>cis</i> -1,2-Dichloroethene	8.204	Ethyl methacrylate	11.471	Nitrobenzene	15.638
2-Butanone	8.208	2-Bromo-1-chloropropane	11.497	Tetraethyl lead	15.652
2,2-Dichloropropane	8.208	1,1,2-Trichloroethane	11.619	2-Bromochlorobenzene	15.761
Ethyl acetate	8.283	Tetrachloroethene	11.699	<i>n</i> -Tetradecane	15.783
Propionitrile	8.297	1,3-Dichloropropane	11.761	<i>n</i> -Dodecane	15.784
Methyl acrylate	8.336	<i>n</i> -Butyl acetate	11.792	1,2,4-Trichlorobenzene	16.176
Methacrylonitrile	8.499	Dibromochloromethane	11.82	Hexachlorobutadiene	16.293
Bromochloromethane	8.528	1,2-Dibromoethane	11.934	Naphthalene	16.418
Tetrahydrofuran	8.542	1-Chloro-3-fluorobenzene	12.119	1,2,3-Trichlorobenzene	16.608
Chloroform	8.678	1-Chloro-4-fluorobenzene	12.338	2,5-Dibromotoluene	17.488
Dibromofluoromethane	8.871	Chlorobenzene-D5	12.386	2-Methylnaphthalene	17.558
1,1,1-Trichloroethane	8.872	Chlorobenzene	12.415	1-Methyl-naphthalene	17.754
Pentafluorobenzene	8.937	Ethylbenzene-d10	12.44		

## Volatiles by EPA Method 8260 on Rxi®-624Sil MS (30 m, 0.25 mm ID, 1.40 µm)



## Rxi® Technology!

Exceptionally inert,  
ultra low-bleed capillary  
columns.



Resolution of critical pairs, low bleed,  
and high inertness make this a great  
column for volatiles!

Column  
Sample

Rxi®-624Sil MS, 30 m, 0.25 mm ID, 1.40 µm (cat.# 13868)  
8260A surrogate mix (cat.# 30240)  
8260A internal standard mix (cat.# 30241)  
8260B MegaMix® calibration mix (cat.# 30633)  
VOA calibration mix #1 (ketones) (cat.# 30006)  
8260B acetate mix (Revised) (cat.# 30489)  
California oxygenates mix (cat.# 30465)  
502.2 calibration mix #1 (gases) (cat.# 30042)

## Conc.:

## Injection

## Inj. Temp.:

## Purge and Trap

Instrument: OI Analytical 4660

## Trap Type:

Purge: 11 min @ 20 °C

Desorb Preheat Temp.: 180 °C

Desorb: 0.5 min @ 190 °C

Bake: 5 min @ 210 °C

Interface Connection: injection port

## Oven

Oven Temp.: 35 °C (hold 5 min) to 60 °C at 11 °C/min to 220 °C at 20 °C/  
min (hold 2 min)

Carrier Gas: He, constant flow

Flow Rate: 1.0 mL/min

## Detector

## Mode:

Transfer Line Temp.: 230 °C

Analyzer Type: Quadrupole

Source Temp.: 230 °C

Quad Temp.: 150 °C

Electron Energy: 70 eV

Solvent Delay Time: 1.5 min

Tune Type: BFB

Ionization Mode: EI

Scan Range: 36-260 amu

## Instrument

Agilent 7890A GC & 5975C MSD

## Notes

Other Purge and Trap Conditions:

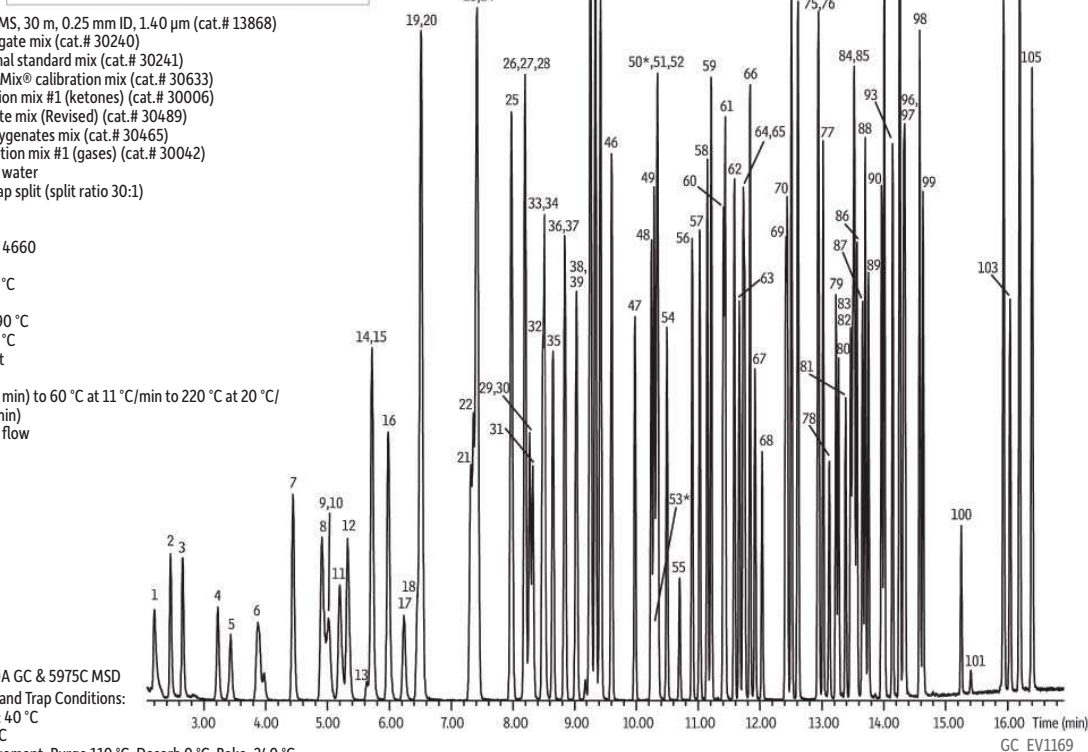
Sample Inlet: 40 °C

Sample: 40 °C

Water Management: Purge 110 °C, Desorb 0 °C, Bake, 240 °C

## Acknowledgement

Eclipse 4660 purge and trap courtesy of O.I. Analytical, College Station, TX.



GC\_EV1169

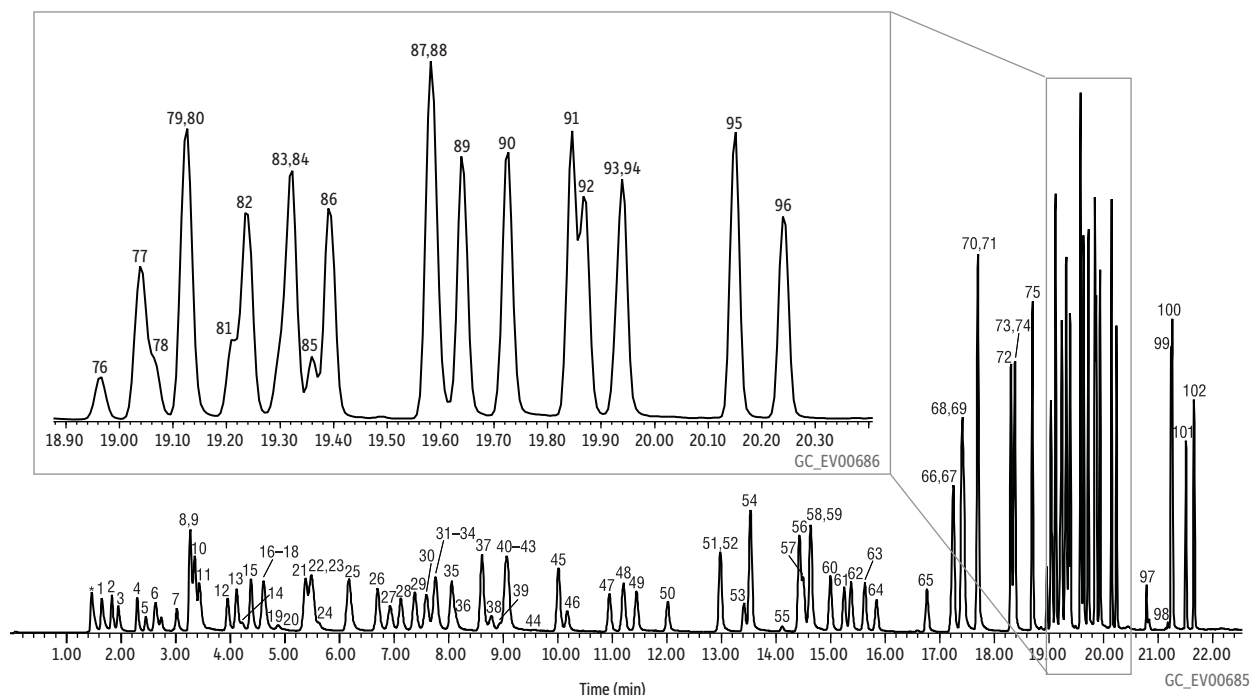
Peaks	tr (min)	Peaks	tr (min)	Peaks	tr (min)	Peaks	tr (min)
1. Dichlorodifluoromethane (CFC-12)	2.198	27. <i>cis</i> -1,2-Dichloroethene	8.193	54. Bromodichloromethane	10.496	81. 4-Bromofluorobenzene	13.385
2. Chloromethane	2.459	28. 2,2-Dichloropropane	8.193	55. 2-Nitropropane	10.698	82. 1,1,2,2-Tetrachloroethane	13.456
3. Vinyl chloride	2.659	29. Ethyl acetate	8.265	56. <i>cis</i> -1,3-Dichloropropene	10.904	83. <i>trans</i> -1,4-Dichloro-2-butene	13.496
4. Bromomethane	3.226	30. Propionitrile	8.276	57. 4-Methyl-2-pentanone (MIBK)	11.026	84. Bromobenzene	13.515
5. Chloroethane	3.434	31. Methyl acrylate	8.318	58. Toluene-D8	11.148	85. 1,2,3-Trichloropropane	13.526
6. Trichlorofluoromethane (CFC-11)	3.876	32. Methacrylonitrile	8.476	59. Toluene	11.210	86. <i>n</i> -Propylbenzene	13.565
7. Diethyl ether (ethyl ether)	4.440	33. Bromochloromethane	8.507	60. <i>trans</i> -1,3-Dichloropropene	11.407	87. 2-Chlorotoluene	13.657
8. 1,1-Dichloroethene	4.909	34. Tetrahydrofuran	8.521	61. Ethyl methacrylate	11.435	88. 1,3,5-Trimethylbenzene	13.699
9. 1,1,2-Trichlorotrifluoroethane (CFC-113)	4.998	35. Chloroform	8.651	62. 1,1,2-Trichloroethane	11.585	89. 4-Chlorotoluene	13.751
10. Acetone	5.029	36. 1,1,1-Trichloroethane	8.843	63. Tetrachloroethene	11.662	90. <i>tert</i> -Butylbenzene	13.965
11. Iodomethane	5.195	37. Dibromofluoromethane	8.848	64. 1,3-Dichloropropane	11.729	91. Pentacloroethane	14.007
12. Carbon disulfide	5.323	38. Carbon tetrachloride	9.026	65. 2-Hexanone	11.749	92. 1,2,4-Trimethylbenzene	14.010
13. Acetonitrile	5.637	39. 1,1-Dichloropropene	9.037	66. Butyl acetate	11.837	93. <i>sec</i> -Butylbenzene	14.140
14. Allyl chloride	5.715	40. 1,2-Dichloroethane-d4	9.246	67. Dibromochloromethane	11.921	94. 4-Isopropyltoluene ( <i>p</i> -cymene)	14.254
15. Methyl acetate	5.723	41. Benzene	9.262	68. 1,2-Dibromoethane (EDB)	12.035	95. 1,3-Dichlorobenzene	14.263
16. Methylene chloride	5.981	42. 1,2-Dichloroethane	9.334	69. Chlorobenzene-d5	12.412	96. 1,4-Dichlorobenzene-D4	14.321
17. <i>tert</i> -Butyl alcohol	6.234	43. Isopropyl acetate	9.340	70. Chlorobenzene	12.440	97. 1,4-Dichlorobenzene	14.340
18. Acrylonitrile	6.451	44. Isobutyl alcohol	9.421	71. Ethylbenzene	12.507	98. <i>n</i> -Butylbenzene	14.579
19. Methyl <i>tert</i> -butyl ether (MTBE)	6.509	45. <i>tert</i> -Amyl methyl ether (TAME)	9.421	72. 1,1,1,2-Tetrachloroethane	12.507	99. 1,2-Dichlorobenzene	14.635
20. <i>trans</i> -1,2-Dichloroethene	6.512	46. Fluorobenzene	9.598	73. <i>m</i> -Xylene	12.612	100. 1,2-Dibromo-3-chloropropane (DBCP)	15.252
21. 1,1-Dichloroethane	7.315	47. Trichloroethene	9.976	74. <i>p</i> -Xylene	12.612	101. Nitrobenzene	15.407
22. Vinyl acetate	7.359	48. 1,2-Dichloropropane	10.243	75. <i>o</i> -Xylene	12.935	102. 1,2,4-Trichlorobenzene	15.935
23. Diisopropyl ether (DIPE)	7.407	49. Methyl methacrylate	10.290	76. Styrene	12.949	103. Hexachloro-1,3-butadiene	16.040
24. Chloroprene	7.429	50. 1,4-Dioxane (ND)	10.299*	77. <i>n</i> -Amyl acetate	13.018	104. Naphthalene	16.196
25. Ethyl <i>tert</i> -butyl ether (ETBE)	7.970	51. Dibromomethane	10.326	78. Bromoform	13.118	105. 1,2,3-Trichlorobenzene	16.396
26. 2-Butanone (MEK)	8.193	52. Propyl acetate	10.346	79. Isopropylbenzene (cumene)	13.226		
		53. 2-Chloroethanol (ND)	10.368*	80. <i>cis</i> -1,4-Dichloro-2-butene	13.268		

\* ND = not detected; retention time determined by wet needle injection

Volatile Organics by EPA Method 8260 (80 ppb Standard) on Rtx®-VMS

restek innovation!

Good choice for alcohols & oxygenates!



**Column** Rtx®-VMS, 30 m, 0.25 mm ID, 1.4 µm (cat.# 19915)  
**Sample** 8260B MegaMix® calibration mix kit (cat.# 30475)  
 California oxygenates mix (cat.# 30465)  
 VOA calibration mix #1 (ketones) (cat.# 30006)  
 8260A surrogate mix (cat.# 30240)  
 8260 internal standard mix (cat.# 30074)  
**Injection** Purge and trap split (split ratio 25:1)  
 Inj. Temp.: 250 °C  
**Purge and Trap**  
 Instrument: O.I. Analytical 4560 with 4551A Autosampler  
 Trap Type: #10 (Tenax®/silica gel/carbon molecular sieve)  
 Purge: 11 min @ 20 °C, flow 38 mL/min  
 Desorb Preheat Temp.: 150 °C  
 Desorb: 1.0 min @ 190 °C, flow 32 mL/min  
 Bake: 10 min @ 210 °C  
 Transfer Line Temp.: 110 °C  
**Oven**  
 Oven Temp: 35 °C (hold 7 min) to 90 °C at 4 °C/min to 220 °C at 45 °C/min (hold 1 min)  
**Carrier Gas**  
 Flow Rate: He, constant flow  
 1.3 mL/min  
 Dead Time: 1.47 min @ 35 °C  
**Detector**  
 Agilent 5971A GC-MS  
 Transfer Line Temp.: 280 °C  
 Tune Type: PFTBA/BFB  
 Scan Range: 35-260 amu  
**Notes**  
 Sample Size: 10 mL  
 Sample Temp: 40 °C  
 Water Management: 110 °C purge, 0 °C desorb, 240 °C bake  
 6-Port Valve: 110 °C  
 Sparge Mount: 45 °C  
 Valve Manifold: 50 °C  
 Other Conditions: prepurge, preheat, dry purge OFF

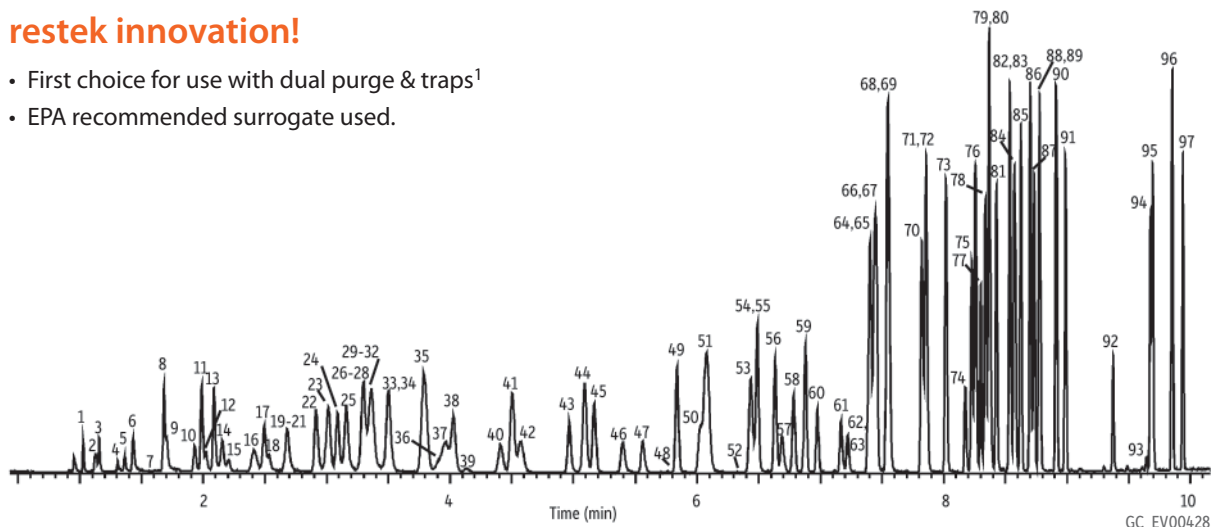
**Acknowledgement**  
 Purge & trap courtesy of O.I. Analytical

- Peaks**
- Dichlorodifluoromethane
  - Chloromethane
  - Vinyl chloride
  - Bromomethane
  - Chloroethane
  - Trichlorofluoromethane
  - Diethyl ether
  - 1,1-Dichloroethene
  - Carbon disulfide
  - 1,1,2-Trichloro-1,2,2-trifluoroethane
  - Iodomethane
  - Allyl chloride
  - Methylene chloride
  - Acetone
  - trans-1,2-Dichloroethene
  - Methyl-d3-tert-butyl-ether
  - Methyl acetate
  - Methyl tert-butyl ether
  - tert-Butyl alcohol
  - Acetonitrile
  - Diisopropyl ether
  - Chloroprene
  - 1,1-Dichloroethane
  - Acrylonitrile
  - Ethyl tert-butyl ether
  - cis-1,2-Dichloroethene
  - 2,2-Dichloropropane
  - Bromochloromethane
  - Chloroform
  - Carbon tetrachloride
  - Tetrahydrofuran
  - Methyl acrylate
  - 1,1,1-Trichloroethane
  - Dibromofluoromethane
  - 1,1-Dichloropropene
  - 2-Butanone
  - Benzene
  - Propionitrile
  - Methacrylonitrile
  - 1,2-Dichloroethane-d4
  - Pentafluorobenzene
  - tert-Amyl methyl ether
  - 1,2-Dichloroethane
  - Isobutyl alcohol
  - Trichloroethene
  - 1,4-Difluorobenzene
  - Dibromomethane
  - 1,2-Dichloropropane
  - Bromodichloromethane
  - Methyl methacrylate
  - cis-1,3-Dichloropropene
  - 2-Chloroethyl vinyl ether
  - Toluene-d8
  - Toluene
  - 2-Nitropropane
  - Tetrachloroethene
  - 2-Bromo-1-chloropropane
  - 4-Methyl-2-pentanone
  - trans-1,3-Dichloropropene
  - 1,1,2-Trichloroethane
  - Ethyl methacrylate
  - Dibromochloromethane
  - 1,3-Dichloropropane
  - 1,2-Dibromoethane
  - 2-Hexanone
  - Chlorobenzene-d5
  - Chlorobenzene
  - Ethylbenzene
  - 1,1,1,2-Tetrachloroethane
  - m-Xylene
  - p-Xylene
  - o-Xylene
  - Bromoform
  - Styrene
  - Isopropylbenzene
  - 4-Bromo-1-fluorobenzene (SS)
  - Bromobenzene
  - cis-1,4-Dichloro-2-butene
  - 1,4-Dichlorobutane
  - n-Propylbenzene
  - 1,1,2,2-Tetrachloroethane
  - 2-Chlorotoluene
  - 1,2,3-Trichloropropane
  - 1,3,5-Trimethylbenzene
  - trans-1,4-Dichloro-2-butene
  - 2-Chlorotoluene
  - 1,2,3-Trichloropropane
  - 1,3,5-Trimethylbenzene
  - trans-1,4-Dichloro-2-butene
  - 4-Chlorotoluene
  - tert-Butylbenzene
  - Pentachloroethane
  - 1,2,4-Trimethylbenzene
  - sec-Butylbenzene
  - p-Isopropyltoluene
  - 1,3-Dichlorobenzene
  - 1,4-Dichlorobenzene-D4
  - 1,4-Dichlorobenzene
  - n-Butylbenzene
  - 1,2-Dichlorobenzene
  - 1,2-Dibromo-3-chloropropane
  - Nitrobenzene
  - Hexachlorobutadiene
  - 1,0,1,2-Trichlorobenzene
  - Naphthalene
  - 1,2,3-Trichlorobenzene
  - \*Carbon dioxide

## Volatile Organics by EPA 8260B on Rtx®-VMS

## restek innovation!

- First choice for use with dual purge & traps<sup>1</sup>
- EPA recommended surrogate used.



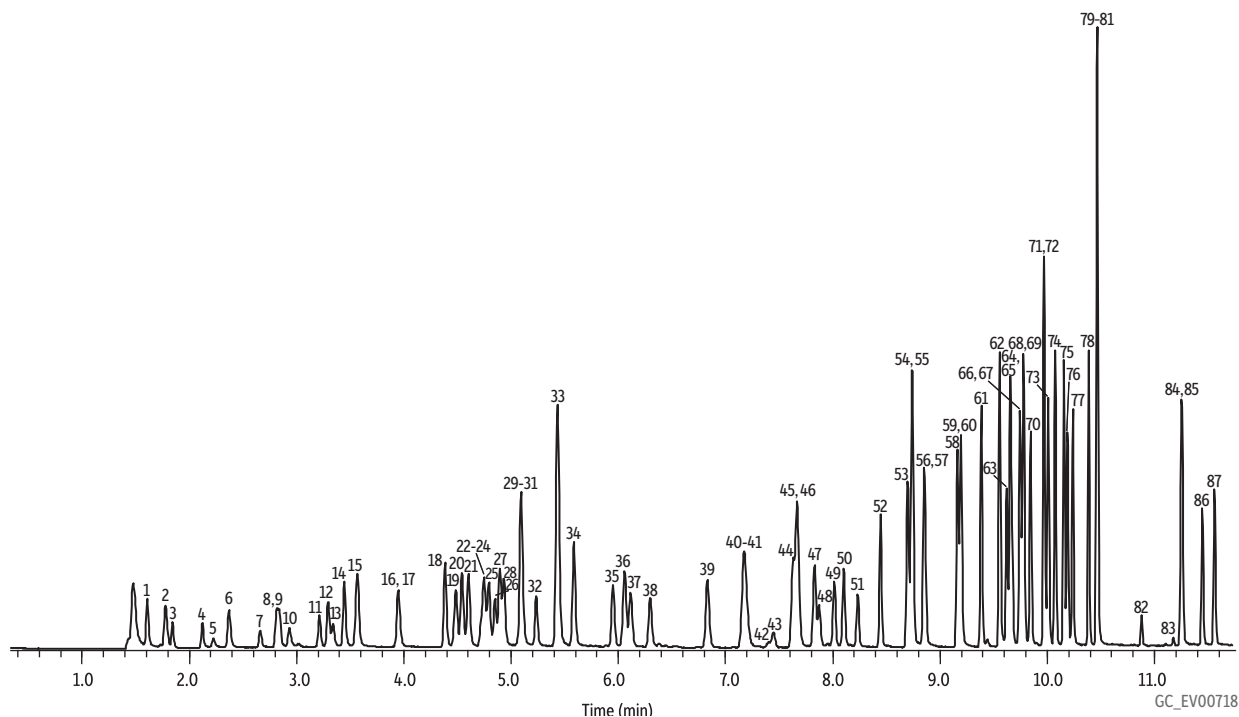
<b>Column</b>	Rtx®-VMS, 20 m, 0.18 mm ID, 1.00 µm (cat.# 49914)
<b>Sample</b>	Water
<b>Diluent:</b>	Water
<b>Conc.:</b>	10 ppb in 5 mL RO water (unless noted); ketones 2.5X
<b>Injection</b>	Purge and trap split (split ratio 40:1)
<b>Liner:</b>	1 mm split (cat.# 20973)
<b>Inj. Temp.:</b>	220 °C
<b>Purge and Trap</b>	
<b>Instrument:</b>	Tekmar LCS 3100
<b>Trap Type:</b>	Vocarb® 3000
<b>Purge:</b>	11 min @ ambient, flow 40 mL/min
<b>Dry Purge:</b>	1 min, flow 40 mL/min
<b>Desorb Preheat</b>	
<b>Temp.:</b>	245 °C
<b>Desorb:</b>	2 min @ 250 °C, flow 40 mL/min
<b>Bake:</b>	8 min @ 260 °C
<b>Interface</b>	
<b>Connection:</b>	Injection port
<b>Transfer Line</b>	
<b>Tubing:</b>	Silcosteel® treated 0.53 mm ID tubing (cat.# 20595)
<b>Transfer Line</b>	
<b>Temp.:</b>	120 °C
<b>Oven</b>	
<b>Oven Temp.:</b>	50 °C (hold 4 min) to 100 °C at 18 °C/min (hold 0 min) to 230 °C at 40 °C/min (hold 3 min)
<b>Carrier Gas</b>	He, constant flow
<b>Flow Rate:</b>	1.0 mL/min
<b>Detector</b>	MS
<b>Mode:</b>	Scan
<b>Transfer Line</b>	
<b>Temp.:</b>	280 °C
<b>Analyzer Type:</b>	Quadrupole
<b>Tune Type:</b>	BFB
<b>Ionization Mode:</b>	El
<b>Scan Range:</b>	35-300 amu
<b>Instrument</b>	HP6890 GC & 5973 MSD
<b>Notes</b>	For proper flows, adjust retention time of dichlorodifluoromethane to a retention time of 1.03 min @ 50 °C

<sup>1</sup>A.L. Hilling and G. Smith, Environmental Testing & Analysis, 10(3), 15-19, 2001.

**Peaks**

1. Dichlorodifluoromethane	49. <i>cis</i> -1,3-Dichloropropene
2. Chloromethane	50. Toluene-d8 (SMC)
3. Vinyl chloride	51. Toluene
4. Bromomethane	52. Pyridine (250 ppb)
5. Chloroethane	53. Tetrachloroethene
6. Trichlorofluoromethane	54. 4-Methyl-2-pentanone
7. Ethanol (2,500 ppb)	55. <i>trans</i> -1,3-Dichloropropene
8. 1,1-Dichloroethene	56. 1,1,2-Trichloroethane
9. Carbon disulfide (40 ppb)	57. Ethyl methacrylate
10. Allyl chloride	58. Dibromochloromethane
11. Methylene chloride	59. 1,3-Dichloropropane
12. Acetone	60. 1,2-Dibromoethane
13. <i>trans</i> -1,2-Dichloroethene	61. <i>n</i> -Butyl acetate
14. Methyl <i>tert</i> -butyl ether	62. 2-Hexanone
15. <i>tert</i> -Butyl alcohol (100 ppb)	63. 2-Picoline (250 ppb)
16. Diisopropyl ether	64. Chlorobenzene-d5 (IS)
17. 1,1-Dichloroethane	65. Chlorobenzene
18. Acrylonitrile	66. Ethylbenzene
19. Vinyl acetate	67. 1,1,1,2-Tetrachloroethane
20. Allyl alcohol (250 ppb)	68. <i>m</i> -Xylene
21. Ethyl <i>tert</i> -butyl ether	69. <i>p</i> -Xylene
22. <i>cis</i> -1,2-Dichloroethene	70. <i>o</i> -Xylene
23. 2,2-Dichloropropane	71. Styrene
24. Bromochloromethane	72. Bromoform
25. Chloroform	73. Isopropylbenzene
26. Ethyl acetate	74. 4-Bromofluorobenzene (SMC)
27. Carbon tetrachloride	75. Bromobenzene
28. Methyl acrylate	76. <i>n</i> -Propylbenzene
29. Propargyl alcohol (500 ppb)	77. 1,1,2,2-Tetrachloroethane
30. Dibromofluoromethane (SMC)	78. 2-Chlorotoluene
31. Tetrahydrofuran	79. 1,3,5-Trimethylbenzene
32. 1,1,1-Trichloroethane	80. 1,2,3-Trichloropropane
33. 2-Butanone	81. 4-Chlorotoluene
34. 1,1-Dichloropropene	82. <i>tert</i> -Butylbenzene
35. Benzene	83. Pentachloroethane
36. Pentafluorobenzene (IS)	84. 1,2,4-Trimethylbenzene
37. <i>tert</i> -Amyl Methyl ether	85. <i>sec</i> -Butylbenzene
38. 1,2-Dichloroethane	86. <i>p</i> -Isopropyltoluene
39. Isobutyl alcohol (500 ppb)	87. 1,3-Dichlorobenzene
40. Isopropyl acetate	88. 1,4-Dichlorobenzene-d4 (IS)
41. Trichloroethene	89. 1,4-Dichlorobenzene
42. 1,4-Difluorobenzene (SMC)	90. <i>n</i> -Butylbenzene
43. Dibromomethane	91. 1,2-Dichlorobenzene
44. 1,2-Dichloropropane	92. 1,2-Dibromo-3-Chloropropane
45. Bromodichloromethane	93. Nitrobenzene (250 ppb)
46. Methyl methacrylate	94. Hexachlorobutadiene
47. <i>n</i> -Propyl acetate	95. 1,2,4-Trichlorobenzene
48. 2-Chloroethanol (2,500 ppb)	96. Naphthalene
	97. 1,2,3-Trichlorobenzene

## Volatile Organics by U.S. EPA Method 524.2 Revision IV on Rtx®-VMS



**Column** Rtx®-VMS, 30 m, 0.25 mm ID, 1.4 µm (cat.# 19915)  
**Sample** 502.2 calibration mix #1 (gases) (cat.# 30042)  
 Drinking water VOA MegaMix®, 524.2 rev. 4.1 (cat.# 30601)  
 524 Internal standard/surrogate mix (cat.# 30201)  
 Ketones mix, 524.2 rev. 4.1 (cat.# 30602)

**Diluent:** RO water  
**Conc.:** Compounds at 20 ppb each in 5 mL RO water (ketones at 50 ppb; internal standards at 40 ppb)

**Injection** Purge and trap split (split ratio 30:1)  
**Liner:** 1 mm split (cat.# 20972)  
**Inj. Temp.:** 250 °C

**Purge and Trap**  
**Instrument:** Tekmar LSC-3100 purge and trap  
**Trap Type:** Vocarb 3000 (type K)  
**Purge:** 11 min @ ambient, flow 4.0 mL/min  
**Dry Purge:** 1 min, flow 4.0 mL/min

**Desorb Preheat**  
**Temp:** 245 °C  
**Desorb:** 2 min @ 250 °C, flow 33 mL/min  
**Bake:** 8 min @ 260 °C

**Interface**  
**Connection:** Injection port  
**Transfer Line**  
**Tubing:** Silcosteel® transfer line

**Oven**  
**Oven Temp:** 40 °C (hold 2 min) to 85 °C at 14 °C/min (hold 2 min) to 220 °C at 30 °C/min (hold 4 min)

**Carrier Gas** He, constant flow  
**Flow Rate:** 1.1 mL/min  
**Dead Time:** 1.48 min @ 40 °C

**Detector** MS  
**Mode:** Scan  
**Transfer Line**  
**Temp.:** 280 °C  
**Tune Type:** PFTBA/BFB  
**Ionization Mode:** EI  
**Scan Range:** 35-300 amu  
**Notes** Dry purge: MCS bypassed using Silcosteel® tubing

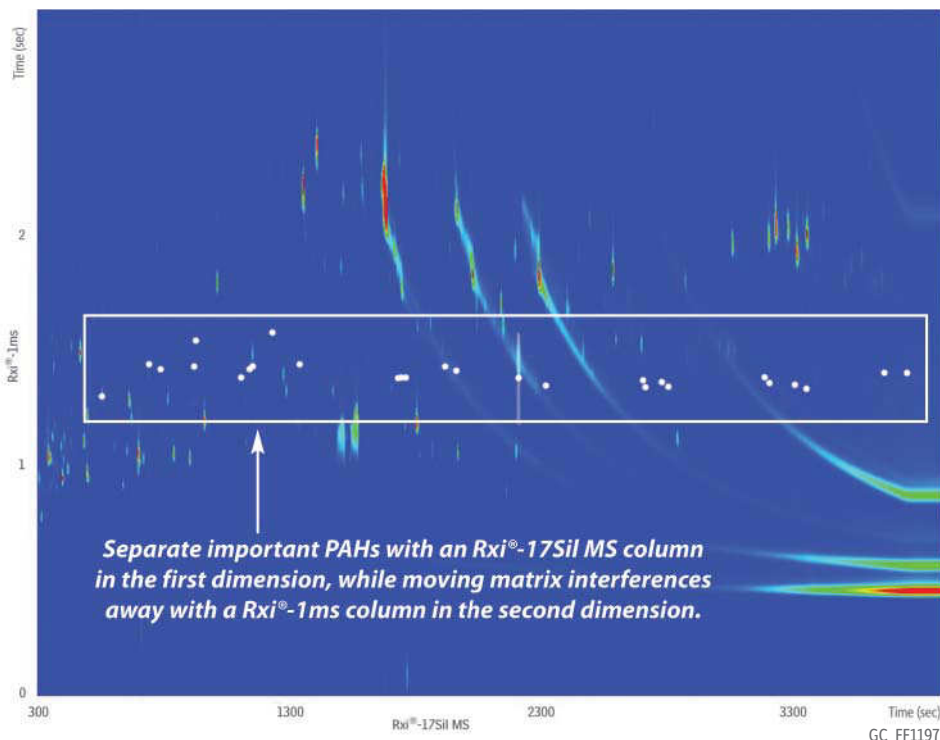
**Peaks**

- Dichlorodifluoromethane
- Chloromethane
- Vinyl chloride
- Bromomethane
- Chloroethane
- Trichlorofluoromethane
- Diethyl ether
- 1,1-Dichloroethene
- Carbon disulfide
- Iodomethane
- Allyl chloride
- Methylene chloride
- Acetone
- trans*-1,2-Dichloroethene
- Methyl *tert*-butyl ether
- 1,1-Dichloroethane
- Acrylonitrile
- cis*-1,2-Dichloroethene
- 2,2-Dichloropropane
- Bromochloromethane
- Chloroform
- Methyl acrylate
- Carbon tetrachloride
- Tetrahydrofuran
- 1,1,1-Trichloroethane
- 2-Butanone
- 1,1-Dichloropropene
- 1-Chlorobutane
- Propionitrile
- Methacrylonitrile
- Benzene
- 1,2-Dichloroethane
- Fluorobenzene
- Trichloroethene
- Dibromomethane
- 1,2-Dichloropropane
- Bromodichloromethane
- Methyl methacrylate
- cis*-1,3-Dichloropropene
- Toluene
- Chloroacetonitrile
- 2-Nitropropane
- 1,1-Dichloropropanone
- 4-Methyl-2-pentanone
- Tetrachloroethene
- trans*-1,3-Dichloropropene
- 1,1,2-Trichloroethane
- Ethyl methacrylate
- Dibromochloromethane
- 1,3-Dichloropropane
- 1,2-Dibromoethane
- 2-Hexanone
- Chlorobenzene
- Ethylbenzene
- 1,1,1,2-Tetrachloroethane
- m*-Xylene
- p*-Xylene
- o*-Xylene
- Styrene
- Bromoform
- Isopropylbenzene
- 4-Bromofluorobenzene
- Bromobenzene
- n*-Propylbenzene
- 1,1,2,2-Tetrachloroethane
- 2-Chlorotoluene
- 1,2,3-Trichloropropane
- 1,3,5-Trimethylbenzene
- trans*-1,4-Dichloro-2-butene
- 4-Chlorotoluene
- tert*-Butylbenzene
- Pentachloroethane
- 1,2,4-Trimethylbenzene
- sec*-Butylbenzene
- p*-Isopropyltoluene
- 1,3-Dichlorobenzene
- 1,4-Dichlorobenzene
- n*-Butylbenzene
- Hexachloroethane
- 1,2-Dichlorobenzene-D4
- 1,2-Dichlorobenzene
- 1,2-Dibromo-3-Chloropropane
- Nitrobenzene
- Hexachlorobutadiene
- 1,2,4-Trichlorobenzene
- Naphthalene
- 1,2,3-Trichlorobenzene

\* Peaks 42 & 43 share an ion (43)



QuEChERS Extract of NIST SRM 2974a Freeze-Dried Mussel Tissue (GCxGC contour plot)



- Peaks**
1. Naphthalene
  2. 2-Methylnaphthalene
  3. 1-Methylnaphthalene
  4. Biphenyl
  5. 2,6-Dimethylnaphthalene
  6. Acenaphthylene

7. Acenaphthene
8. 2,3,5-Trimethylnaphthalene
9. Fluorene
10. Phenanthrene
11. Anthracene
12. 1-Methylphenanthrene
13. Fluoranthene

14. Pyrene
15. Benzo(a)anthracene
16. Chrysene
17. Benzo(b)fluoranthene
18. Benzo(k)fluoranthene
19. Benzo(j)fluoranthene
20. Benzo(e)pyrene

21. Benzo(a)pyrene
22. Perylene
23. Dibenz(a,h)anthracene
24. Indeno(1,2,3-cd)pyrene
25. Benzo(ghi)perylene

**Column** Rxi<sup>-17Sil MS</sup> 30 m, 0.25 mm ID, 0.25 μm (cat.# 14123)  
Rxi<sup>-1ms</sup> 1.2 m, 0.15 mm ID, 0.15 μm (cat.# custom)

**Sample** NIST SRM 2974a freeze-dried mussel tissue with incurred residues

**Diluent:** Acetonitrile

**Injection**  
Inj. Vol.: 1 μL splitless (hold 1 min)  
Liner: Splitless taper (4 mm) w/semi-volatiles wool (cat.# 20798-231.1)

**Inj. Temp.:** 250 °C  
**Purge Flow:** 40 mL/min

**Oven**  
Oven Temp: Rxi<sup>-17Sil MS</sup>: 90 °C (hold 1 min) to 320 °C at 3.75 °C/min (hold 2.67 min)  
Rxi<sup>-1ms</sup>: 95 °C (hold 1 min) to 325 °C at 3.75 °C/min (hold 2.67 min)

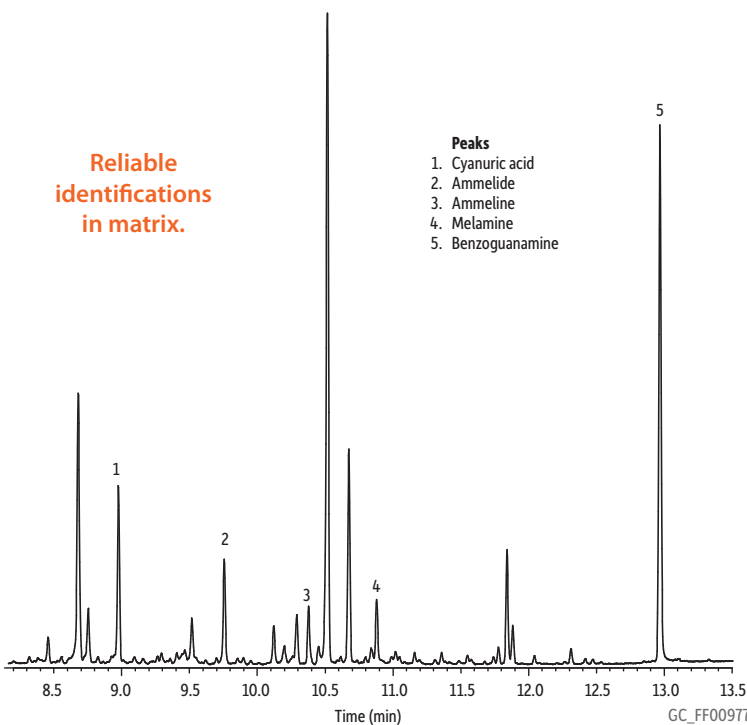
**Carrier Gas** He, corrected constant flow (2.2 mL/min)

**Modulation**  
Modulator Temp. Offset: 20 °C  
Second Dimension Separation Time: 3 sec  
Hot Pulse Time: 0.9 sec  
Cool Time between Stages: 0.6 sec

**Detector**  
Transfer Line Temp.: 300 °C  
Analyzer Type: TOF  
Source Temp.: 250 °C  
Electron Energy: 70 eV  
Mass Defect: -20 mu/100 u  
Solvent Delay Time: 5 min  
Tune Type: PFTBA  
Ionization Mode: EI  
Acquisition Range: 45 to 550 amu  
Spectral Acquisition Rate: 100 spectra/sec

**Instrument Notes** LECO Pegasus 4D GCxGC-TOFMS PAHs (shown in box) elute in a relatively narrow band and are identified by the white peak marker dots.

Melamine Spike in Cat Food on Rtx<sup>-5MS</sup>



Get More!



High Sensitivity Melamine GC-MS Analysis of Cat Food

Modified Conditions Save Costs & Reduce Maintenance

Read the full article at

[www.restek.com/melamine](http://www.restek.com/melamine)

**Column** Rtx<sup>-5MS</sup>, 30 m, 0.25 mm ID, 0.25 μm (cat.# 12623)

**Sample** Melamine, cyanuric acid, ammelide, ammeline, benzoguanamine in dry cat food  
10 μg/mL prederivatized

**Conc.:** 10 μg/mL prederivatized

**Injection**  
Inj. Vol.: 1 μL splitless (hold 1 min)  
Liner: 3.5 mm splitless taper (cat.# 22286)

**Inj. Temp.:** 280 °C

**Oven**  
Oven Temp: 75 °C to 320 °C at 15 °C/min (hold 4 min)

**Carrier Gas** He, constant flow

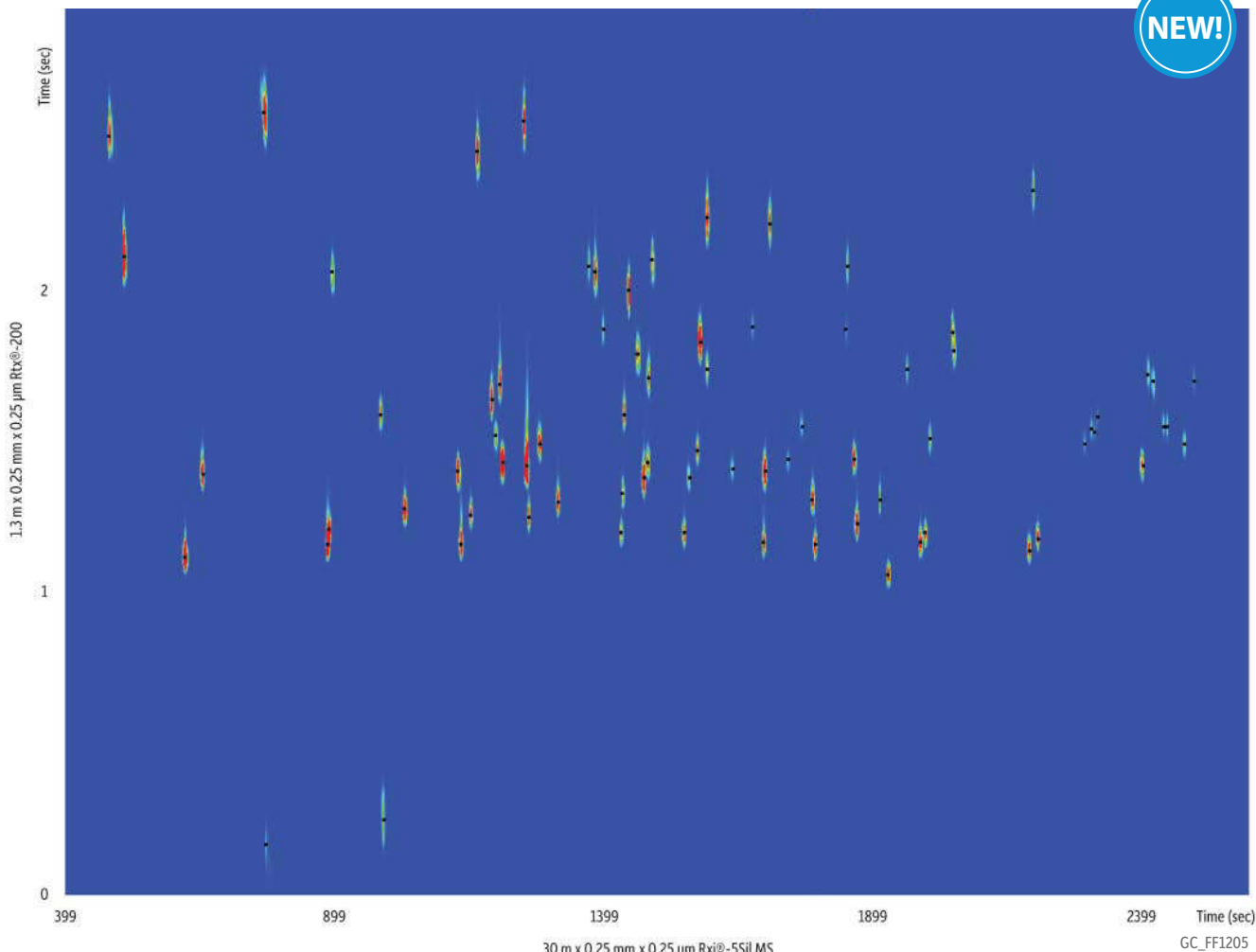
**Flow Rate:** 1 mL/min

**Detector** MS  
Mode: SIM

**Transfer Line**  
Temp.: 290 °C  
Ionization Mode: EI

## Marijuana Pesticides by GCxGC on Rxi®-5Sil MS and Rtx®-200

NEW!



**Column** Rxi®-5Sil MS 30 m, 0.25 mm ID, 0.25 µm (cat.# 13623)  
Rtx®-200 1.3 m, 0.25 mm ID, 0.25 µm (cat.# 15020)

**Sample** Toluene  
**Diluent:** Toluene  
**Injection**  
**Inj. Vol.:** 1 µL splitless (hold 1 min)  
**Liner:** Sky® 4 mm single taper w/wool (cat.# 23303.1)  
**Inj. Temp.:** 250 °C  
**Purge Flow:** 40 mL/min  
**Oven**  
**Oven Temp.:** Rxi®-5Sil MS: 80 °C (hold 1 min) to 310 °C at 5 °C/min  
Rtx®-200: 85 °C (hold 1 min) to 315 °C at 5 °C/min

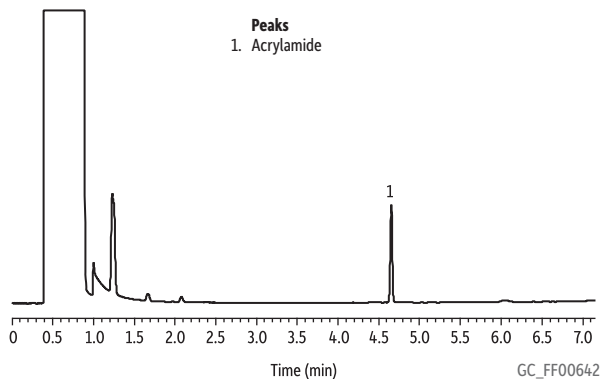
**Carrier Gas**  
**Modulation**  
**Modulator Temp.** 20 °C  
**Offset:** 20 °C  
**Second Dimension**  
**Separation Time:** 3 sec  
**Hot Pulse Time:** 0.9 sec  
**Cool Time**  
**between Stages:** 0.6 sec  
**Detector** TOFMS  
**Transfer Line Temp.:** 290 °C  
**Analyzer Type:** TOF  
**Source Temp.:** 225 °C  
**Electron Energy:** 70 eV  
**Mass Defect:** -20 mu/100 u  
**Solvent Delay Time:** 5 min  
**PFTBA**  
**Tune Type:** PFTBA  
**Ionization Mode:** EI  
**Acquisition Range:** 45-550 amu  
**Spectral Acquisition**  
**Rate:** 100 spectra/sec  
**Instrument** LECO Pegasus 4D GCxGC-TOFMS

Peaks	tr 1 (sec)	tr 2 (sec)	Peaks	tr 1 (sec)	tr 2 (sec)	Peaks	tr 1 (sec)	tr 2 (sec)
1. Methamidophos	480	2.51	29. Pentachloroanisole	1431	1.20	57. 4,4'-DDT	1869	1.23
2. Dichlorvos	507	2.11	30. Pirimiphos methyl	1434	1.33	58. Propargite	1911	1.31
3. 1,2,3,5-Tetrachlorobenzene	621	1.12	31. Methiocarb	1437	1.59	59. Piperonyl butoxide	1926	1.06
4. Nicotine	654	1.39	32. Dichlofluanid	1446	2.00	60. Iprodione	1962	1.74
5. Mevinphos	768	2.59	33. Malathion	1461	1.79	61. Bifenthrin	1986	1.17
6. Acephate	771	0.17	34. Chlorpyrifos	1473	1.38	62. Dicofol	1995	1.20
7. Pentachlorobenzene	885	1.16	35. Fenthion	1479	1.43	63. Fenpropathrin	2004	1.51
8. o-Phenylphenol	888	1.21	36. DCPA	1482	1.71	64. Phosalone	2046	1.86
9. Tebuthiuron	894	2.06	37. Parathion	1488	2.10	65. Azinphos methyl	2049	1.80
10. Tetrachloronitrobenzene	984	1.59	38. Cyprodinil	1548	1.20	66. cis-Permethrin	2190	1.14
11. Omethoate	990	0.25	39. Heptachlor epoxide	1557	1.38	67. Coumaphos	2196	2.33
12. 2,3,5,6-Tetrachloroaniline	1029	1.28	40. Thiabendazole	1572	1.47	68. trans-Permethrin	2205	1.18
13. α-BHC	1128	1.40	41. Captan	1578	1.83	69. Cypermethrin 1	2292	1.49
14. Hexachlorobenzene	1134	1.16	42. Folpet	1590	1.74	70. Cypermethrin 2	2304	1.54
15. Pentachloroanisole	1152	1.26	43. Procymidone	1590	2.24	71. Cypermethrin 3	2310	1.53
16. Dimethoate	1164	2.46	44. Endosulfan I	1638	1.41	72. Cypermethrin 4	2316	1.58
17. β-BHC	1191	1.64	45. Imazalil	1674	1.88	73. Pyraclostrobin	2400	1.42
18. Pentachloronitrobenzene	1197	1.52	46. 4,4'-DDE	1695	1.17	74. Fluvalinate 1	2409	1.72
19. Pentachlorobenzonitrile	1206	1.69	47. Dieldrin	1698	1.40	75. Fluvalinate 2	2418	1.70
20. γ-BHC	1212	1.43	48. Myclobutanil	1707	2.22	76. Difenconazole 1	2439	1.55
21. Chlorothalonil	1251	2.56	49. Endrin	1740	1.44	77. Difenconazole 2	2445	1.55
22. Anthracene	1257	1.42	50. Endosulfan II	1767	1.55	78. Deltamethrin	2478	1.49
23. Diazinon	1260	1.25	51. 4,4'-DDD	1785	1.31	79. Azoxystrobin	2496	1.70
24. δ-BHC	1281	1.49	52. Oxadixyl	1785	2.94			
25. Pentachloroaniline	1314	1.30	53. 2,4'-DDT	1791	1.16			
26. Vinclozolin	1371	2.08	54. Carfentrazone ethyl	1848	1.87			
27. Carbaryl	1383	2.06	55. Endosulfan sulfate	1851	2.08			
28. Metalaxyl	1398	1.87	56. Fenhexamid	1863	1.44			

## Notes

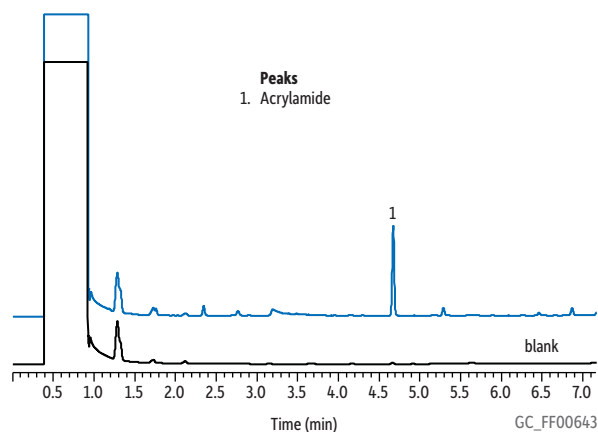
Rtx®-200 (cat.# 15020) is a 15 m column. A 1.3 m section was used as the second dimension column.

## Acrylamide (Reference Standard) on Stabilwax®



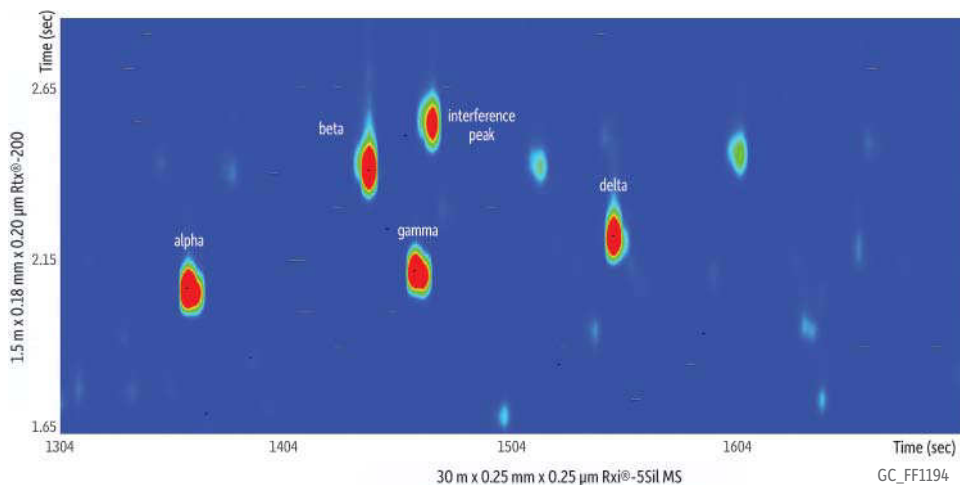
**Column** Stabilwax®, 15 m, 0.53 mm ID, 0.50 µm (cat.# 10637)  
**Sample** Acrylamide standard  
**Diluent:** Water  
**Conc.:** 25 µg/mL  
**Injection**  
**Inj. Vol.:** 1 µL splitless (hold 0.5 min)  
**Liner:** Auto SYS splitless w/wool (2 mm ID) (cat.# 20830)  
**Inj. Temp.:** 260 °C  
**Oven**  
**Oven Temp:** 100 °C (hold 0.5 min) to 200 °C at 15 °C/min  
**Carrier Gas** He, constant pressure  
**Linear Velocity:** 62 cm/sec @ 100 °C  
**Detector** FID @ 260 °C

## Acrylamide (Potato Chip Extract) on Stabilwax®



**Column** Stabilwax®, 15 m, 0.53 mm ID, 0.50 µm (cat.# 10637)  
**Sample** 1 g of potato chips spiked with 100 µg acrylamide  
**Conc.:**  
**Injection**  
**Inj. Vol.:** 1 µL splitless (hold 0.5 min)  
**Liner:** Auto SYS splitless w/wool (2 mm ID) (cat.# 20830)  
**Inj. Temp.:** 260 °C  
**Oven**  
**Oven Temp:** 100 °C (hold 0.5 min) to 200 °C at 15 °C/min  
**Carrier Gas** He, constant pressure  
**Linear Velocity:** 62 cm/sec @ 100 °C  
**Detector** FID @ 260 °C

## Hexachlorocyclohexanes in Sage QuEChERS Extract (Zoom of GCxGC-TOFMS Contour Plot)



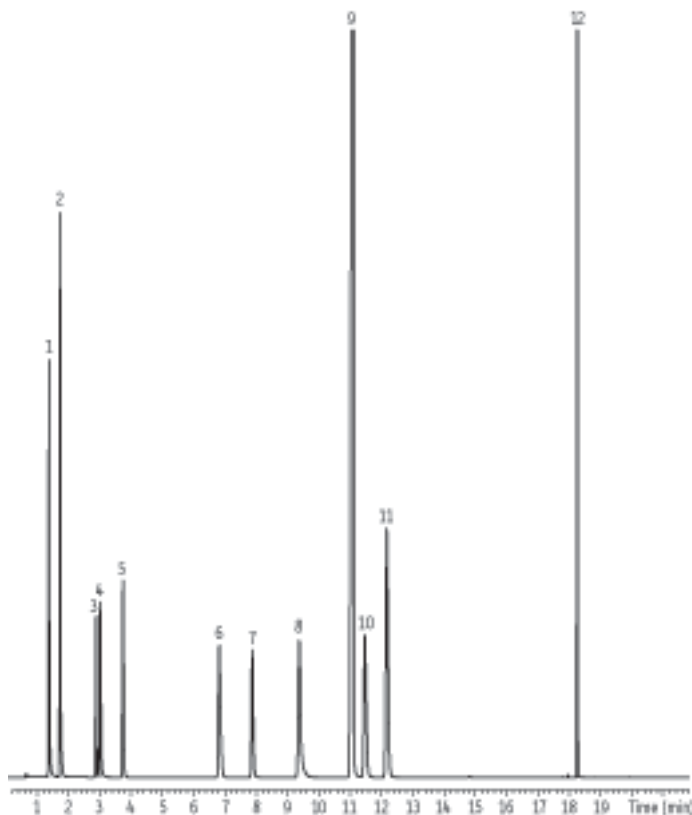
NEW!

GCxGC with orthogonal Rxi®-5Sil MS and Rtx®-200 columns is a powerful way to handle complex samples like dietary supplement extracts. Note separation of gamma-HCH from the isobaric interference above.

**Column** Rxi®-5Sil MS 30 m, 0.25 mm ID, 0.25 µm (cat.# 13623)  
 Rtx®-200 1.5 m, 0.18 mm ID, 0.20 µm (cat.# 45001)  
**Sample** Toluene  
**Diluent:**  
**Injection**  
**Inj. Vol.:** 1 µL splitless (hold 1 min)  
**Liner:** Splitless taper (4 mm) w/wool (cat.# 22405)  
**Inj. Temp.:** 250 °C  
**Purge Flow:** 40 mL/min  
**Oven**  
**Oven Temp:** Rxi®-5Sil MS: 80 °C (hold 1 min) to 310 °C at 4 °C/min (hold 1.5 min)  
 Rtx®-200: 90 °C (hold 1 min) to 320 °C at 4 °C/min (hold 1.5 min)  
**Carrier Gas** He, constant flow  
**Flow Rate:** 1.8 mL/min  
**Modulation**  
**Modulator Temp.** Offset: 25 °C  
**Second Dimension** Separation Time: 4 sec

**Hot Pulse Time:** 1.2 sec  
**Cool Time** between Stages: 0.8 sec  
**Detector** TOFMS  
**Transfer Line Temp.:** 290 °C  
**Analyzer Type:** TOF  
**Source Temp.:** 225 °C  
**Electron Energy:** 70 eV  
**Mass Defect:** -20 mu/100 u  
**Solvent Delay Time:** 4 min  
**Ionization Mode:** EI  
**Acquisition Range:** 45 to 550 amu  
**Spectral Acquisition** Rate: 100 spectra/sec  
**Instrument** LECO Pegasus 4D GCxGC-TOFMS  
**Notes** See application note GNAN1338 for extraction and cleanup details. A 1.5 m length of the Rtx®-200 column was trimmed from a 10 m column. Columns were connected with a universal Press-Tight® connector (cat.# 20429).

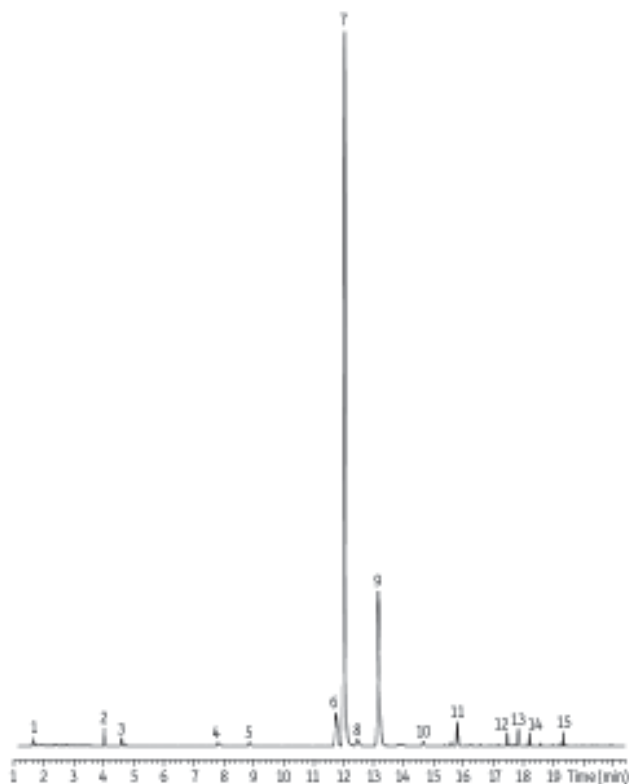
## Food Packaging Volatiles on Rtx®-5MS



Peaks	
1. Isopropanol	7. Hexanal
2. Methylene chloride	8. Furfural
3. 2-Methyl-1-propanol	9. 4-Heptanone (IS)
4. Tetrahydrofuran	10. Butyl ether
5. Benzene	11. Styrene
6. Toluene	12. Dodecane

<b>Column</b>	Rtx®-5MS, 30 m, 0.25 mm ID, 1.00 µm (cat.# 12653)
<b>Injection</b>	Purge and trap split (split ratio 20:1)
<b>Liner:</b>	1 mm ID
<b>Inj. Temp.:</b>	250 °C
<b>Purge and Trap</b>	
<b>Instrument:</b>	Tekmar LSC-3100 purge & trap
<b>Trap Type:</b>	Vocarb 3000, type K
<b>Purge:</b>	10 min @ 60 °C, flow 40 mL/min
<b>Dry Purge:</b>	3 min, flow 40 mL/min
<b>Desorb Preheat</b>	
<b>Temp.:</b>	220 °C
<b>Desorb:</b>	2 min @ 245 °C, flow 40 mL/min
<b>Bake:</b>	6 min @ 230 °C
<b>Interface</b>	
<b>Connection:</b>	injection port
<b>Transfer Line</b>	
<b>Tubing:</b>	Siltek®/Sulfinert® tubing (cat.# 22501)
<b>Oven</b>	
<b>Oven Temp:</b>	50 °C to 92 °C at 3 °C/min to 220 °C at 20 °C/min (hold 1 min)
<b>Carrier Gas</b>	He, constant flow
<b>Flow Rate:</b>	1 mL/min
<b>Linear Velocity:</b>	36 cm/sec
<b>Detector</b>	MS
<b>Mode:</b>	Scan
<b>Source Temp.:</b>	280 °C
<b>Electron Energy:</b>	El @ 70 eV
<b>Scan Range:</b>	35-260 amu
<b>Instrument</b>	HP6890 GC & 5973 MSD

## Food Packaging Volatiles by Purge &amp; Trap GC-MS on Rtx®-5MS, Overwrap at the Seam

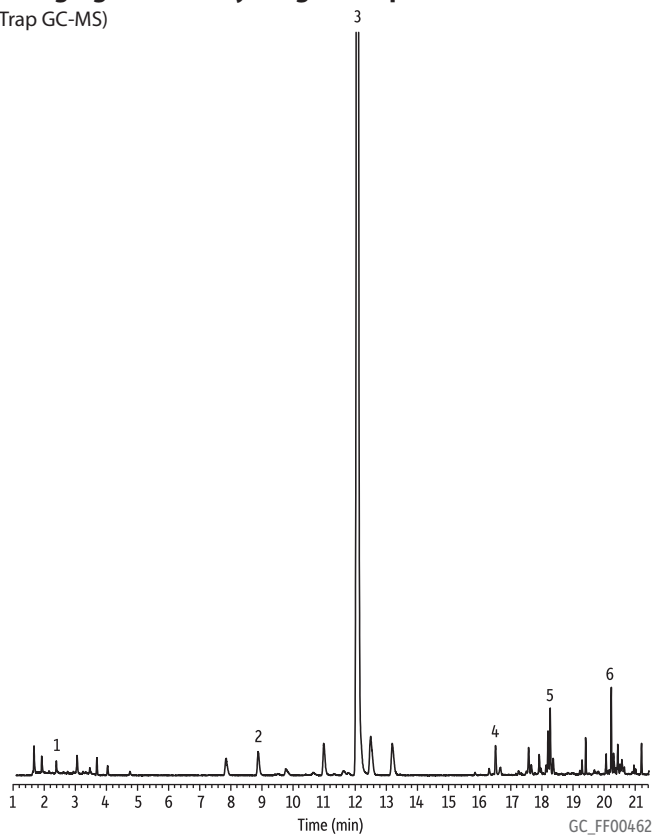


Peaks	
1. Tetrahydrofuran	9. 1-Methylethylbenzene
2. 1-Butanol	10. Propylbenzene
3. Toluene	11. Benzaldehyde
4. Hexanal	12. Benzeneacetaldehyde
5. Ethylbenzene	13. Acetophenone
6. 4-Heptanone	14. Benzoic acid, methyl ester
7. Butyl ether	15. Decanal
8. Styrene	

<b>Column</b>	Rtx®-5MS, 30 m, 0.25 mm ID, 1.00 µm (cat.# 12653)
<b>Injection</b>	Purge and trap split (split ratio 20:1)
<b>Liner:</b>	1 mm ID
<b>Inj. Temp.:</b>	250 °C
<b>Purge and Trap</b>	
<b>Instrument:</b>	Tekmar LSC-3100 purge & trap
<b>Trap Type:</b>	Vocarb 3000, type K
<b>Purge:</b>	10 min @ 60 °C, flow 40 mL/min
<b>Dry Purge:</b>	3 min, flow 40 mL/min
<b>Desorb Preheat</b>	
<b>Temp.:</b>	220 °C
<b>Desorb:</b>	2 min @ 245 °C, flow 40 mL/min
<b>Bake:</b>	6 min @ 230 °C
<b>Interface</b>	
<b>Connection:</b>	Injection port
<b>Transfer Line</b>	
<b>Tubing:</b>	Siltek®/Sulfinert® tubing (cat.# 22501)
<b>Oven</b>	
<b>Oven Temp:</b>	50 °C to 92 °C at 3 °C/min to 220 °C at 20 °C/min (hold 1 min)
<b>Carrier Gas</b>	He, constant flow
<b>Flow Rate:</b>	1 mL/min
<b>Linear Velocity:</b>	36 cm/sec
<b>Detector</b>	MS
<b>Mode:</b>	Scan
<b>Source Temp.:</b>	280 °C
<b>Electron Energy:</b>	El @ 70 eV
<b>Scan Range:</b>	35-260 amu
<b>Instrument</b>	HP6890 GC & 5973 MSD

## Food Packaging Volatiles by Purge &amp; Trap GC-MS on Rtx®-5MS

(Purge &amp; Trap GC-MS)



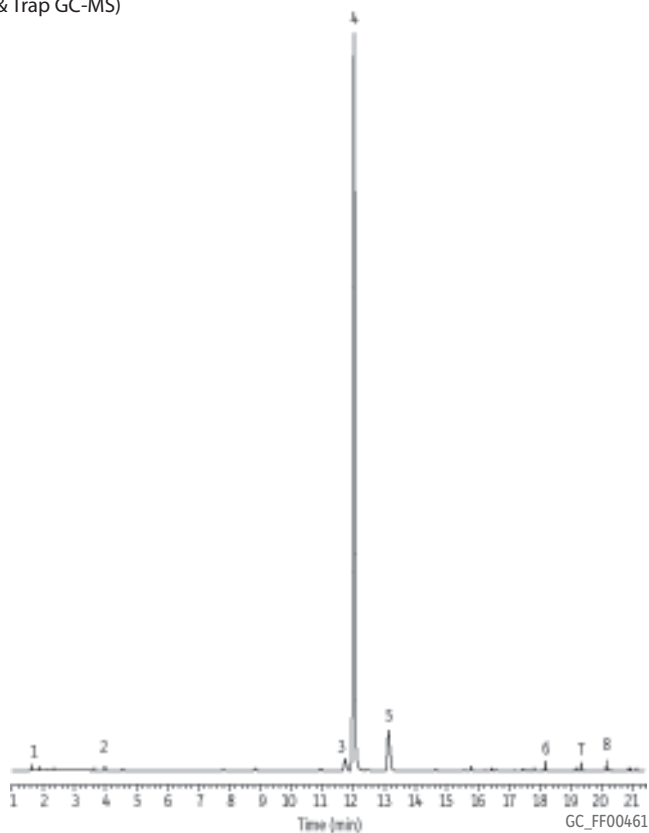
## Peaks

1. Ethyl acetate
2. Toluene
3. 4-Heptanone
4. *n*-Butyl ether
5. Styrene
6. Alkanes

<b>Column</b>	Rtx®-5MS, 30 m, 0.25 mm ID, 1.00 µm (cat.# 12653)
<b>Sample</b>	Overwrap, inner bowl
<b>Injection</b>	Purge and trap split (split ratio 20:1)
Liner:	1 mm ID
Inj. Temp.:	250 °C
<b>Purge and Trap</b>	
Instrument:	Tekmar LSC-3100 purge & trap
Trap Type:	Vocarb 3000, type K
Purge:	10 min @ 60 °C, flow 40 mL/min
Dry Purge:	3 min, flow 40 mL/min
Desorb Preheat Temp.:	220 °C
Desorb:	2 min @ 245 °C, flow 40 mL/min
Bake:	6 min @ 230 °C
Interface	
Connection:	Injection port
Transfer Line	
Tubing:	Siltek®/Sulfinert® tubing (cat.# 22501)
<b>Oven</b>	
Oven Temp:	50 °C to 92 °C at 3 °C/min to 220 °C at 20 °C/min (hold 1 min)
<b>Carrier Gas</b>	He, constant flow
Flow Rate:	1 mL/min
Linear Velocity:	36 cm/sec
<b>Detector</b>	MS
Mode:	Scan
Source Temp.:	280 °C
Electron Energy:	El @ 70 eV
Scan Range:	35-260 amu
<b>Instrument</b>	HP6890 GC & 5973 MSD

## Food Packaging Volatiles by Purge &amp; Trap GC-MS on Rtx®-5MS

(Purge &amp; Trap GC-MS)



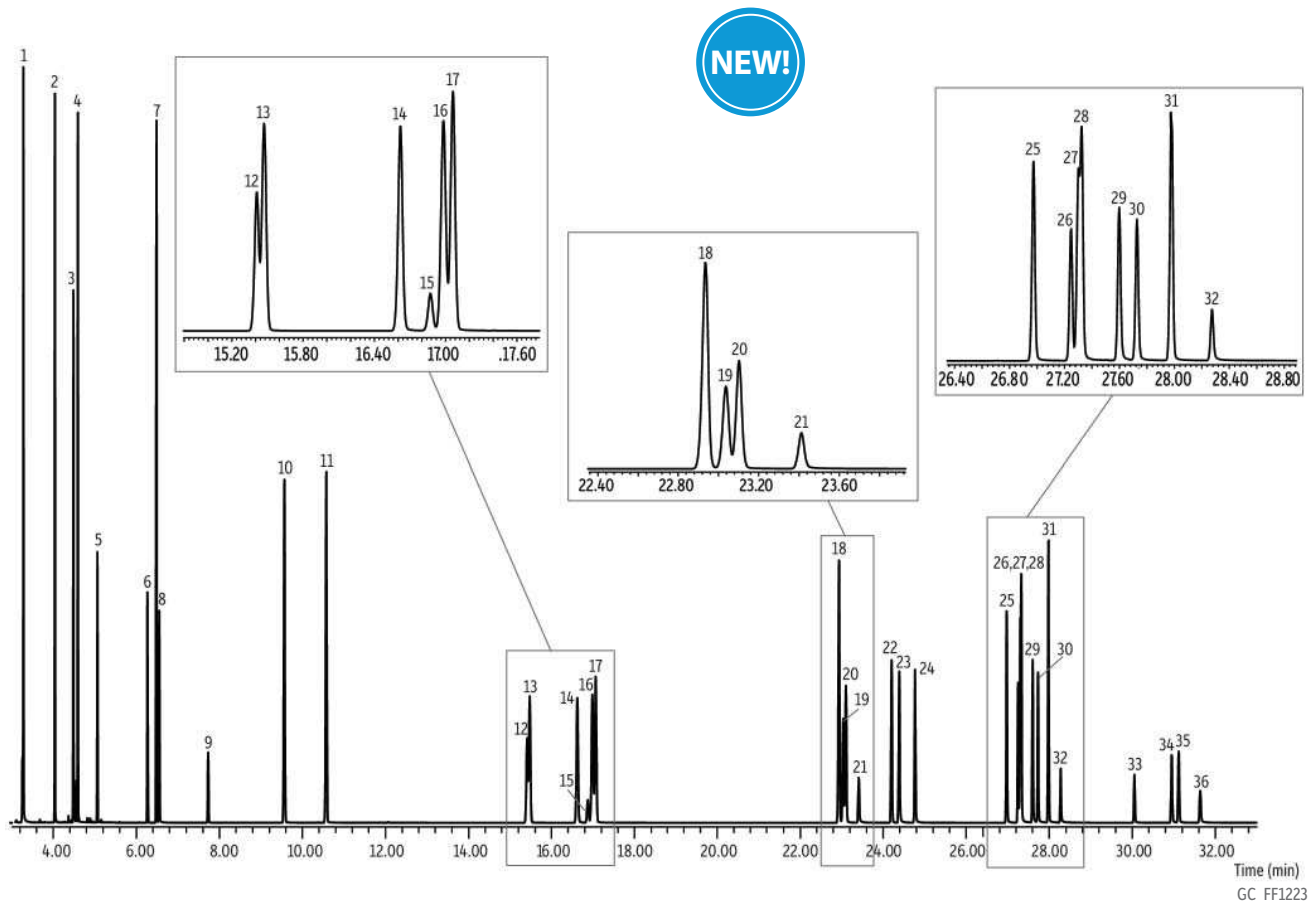
## Peaks

1. Tetrahydrofuran
2. Ethylbenzene
3. 4-Heptanone
4. Styrene
5. Benzaldehyde
6. Nonanal
7. Decanal
8. Cinnamaldehyde

<b>Column</b>	Rtx®-5MS, 30 m, 0.25 mm ID, 1.00 µm (cat.# 12653)
<b>Sample</b>	Overwrap, lid of bowl
<b>Injection</b>	Purge and trap split (split ratio 20:1)
Liner:	1 mm ID
Inj. Temp.:	250 °C
<b>Purge and Trap</b>	
Instrument:	Tekmar LSC-3100 purge & trap
Trap Type:	Vocarb 3000, type K
Purge:	10 min @ 60 °C, flow 40 mL/min
Dry Purge:	3 min, flow 40 mL/min
Desorb Preheat Temp.:	220 °C
Desorb:	2 min @ 245 °C, flow 40 mL/min
Bake:	6 min @ 230 °C
Interface	
Connection:	Injection port
Transfer Line	
Tubing:	Siltek®/Sulfinert® tubing (cat.# 22501)
<b>Oven</b>	
Oven Temp:	50 °C to 92 °C at 3 °C/min to 220 °C at 20 °C/min (hold 1 min)
<b>Carrier Gas</b>	He, constant flow
Flow Rate:	1 mL/min
Linear Velocity:	36 cm/sec
<b>Detector</b>	MS
Mode:	Scan
Source Temp.:	280 °C
Electron Energy:	El @ 70 eV
Scan Range:	35-260 amu
<b>Instrument</b>	HP6890 GC & 5973 MSD



## NIST SRM 2260a PAH Mix on Rxi®-PAH



**Column** Rxi®-PAH, 40 m, 0.18 mm ID, 0.07 µm (cat.# 49316)  
**Sample** NIST SRM 2260a PAH mix  
**Diluent:** Toluene  
**Conc.:** 0.2 - 2 µg/mL (SRM 2260a PAH mix was diluted 5x in toluene)

**Injection**  
**Inj. Vol.:** 0.5 µL pulsed splitless (hold 0.58 min)  
**Liner:** Sky® 2 mm single taper w/wool (cat.# 23316.1)  
**Inj. Temp.:** 275 °C  
**Pulse Pressure:** 80 psi (551.6kPa)  
**Pulse Time:** 0.6 min  
**Purge Flow:** 40 mL/min

**Oven**  
**Oven Temp.:** 110 °C (hold 1 min) to 210 °C at 37 °C/min to 260 °C at 3 °C/min to 350 °C at 11 °C/min (hold 4.5 min)

**Carrier Gas** He, constant flow  
**Flow Rate:** 1.4 mL/min

**Detector** MS

**Mode:** SIM

**SIM Program:**

Group	Start Time (min)	Ion(s) (m/z)	Dwell (ms)
1	3.00	128, 152, 153, 154, 165	40
2	5.50	178, 184, 190, 202	50
3	13.00	226, 228	100
4	20.00	252	200
5	26.00	276, 278	100
6	29.00	300, 302	150

**Transfer Line**

**Temp.:** 350 °C

**Analyzer Type:** Quadrupole

**Source Temp.:** 350 °C

**Quad Temp.:** 200 °C

**Solvent Delay**

**Time:** 3.00 min

**Tune Type:** PFTBA

**Ionization Mode:** EI

**Instrument** Agilent 7890A GC & 5975C MSD

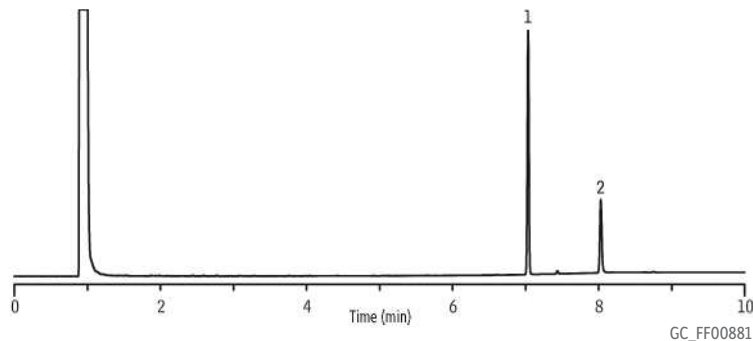
Peaks	Quant Ion (m/z)	SIM Group #
1. Naphthalene	128	1
2. Biphenyl	154	1
3. Acenaphthylene	152	1
4. Acenaphthene	153	1
5. Fluorene	165	1
6. Dibenzothiophene	184	2
7. Phenanthrene	178	2
8. Anthracene	178	2
9. 4H-Cyclopenta[def]phenanthrene	190	2
10. Fluoranthene	202	2
11. Pyrene	202	2
12. Benzo[ghi]fluoranthene	226	3
13. Benzo[c]phenanthrene	228	3
14. Benz[a]anthracene	228	3
15. Cyclopenta[cd]pyrene	226	3
16. Triphenylene	228	3
17. Chrysene	228	3
18. Benzo[b]fluoranthene	252	4
19. Benzo[k]fluoranthene	252	4
20. Benzo[j]fluoranthene	252	4
21. Benzo[a]fluoranthene	252	4
22. Benzo[e]pyrene	252	4
23. Benzo[a]pyrene	252	4
24. Perylene	252	4
25. Dibenz[a,j]anthracene	278	5
26. Dibenz[a,c]anthracene	278	5
27. Indeno[1,2,3-cd]pyrene	276	5
28. Dibenz[a,h]anthracene	278	5
29. Benzo[b]chrysene	278	5
30. Picene	278	5
31. Benzo[ghi]perylene	276	5
32. Anthanthrene	276	5
33. Dibenzo[b,k]fluoranthene	302	6
34. Dibenzo[a,e]pyrene	302	6
35. Coronene	300	6
36. Dibenzo[a,h]pyrene	302	6

## Cholesterols

## Underivatized Cholesterol on Rxi®-5ms

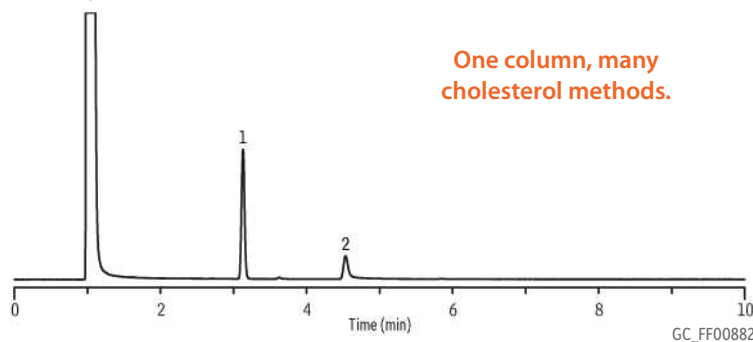
## A. Temperature program conditions.

Oven temp.: 200 °C (hold 1 min) to 330 °C @ 20 °C/min (hold 7.5 min)



## B. Isothermal conditions will maximize sample throughput.

Oven temp.: 300 °C (hold 10 min)



One column, many  
cholesterol methods.

## Rxi® Technology!

Exceptionally inert, ultra low-bleed capillary columns.

## Peaks

1. 5- $\alpha$ -Cholestane (IS)
2. Cholesterol

**Column** Rxi®-5ms, 15 m, 0.25 mm ID, 0.25  $\mu$ m (cat.# 13420)

**Sample** 1,000  $\mu$ g/mL cholesterol in DMF  
1,000  $\mu$ g/mL 5- $\alpha$ -cholestane in hexane  
25 ng cholesterol, 150 ng 5- $\alpha$ -cholestane on column

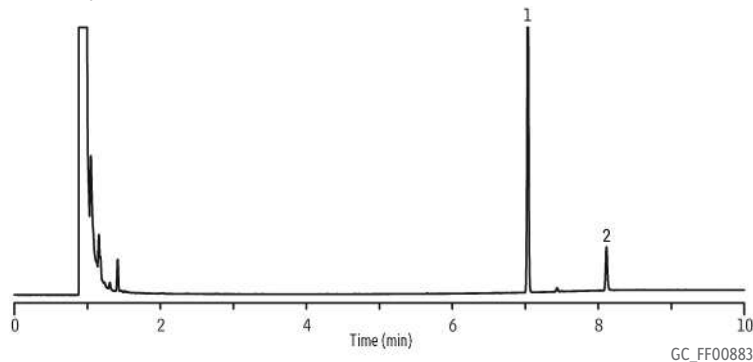
## Injection

Inj. Vol.: 1  $\mu$ L split (split ratio 20:1)  
Liner: Splitless taper (4 mm) w/wool (cat.# 22405)  
Inj. Temp.: 250 °C  
**Carrier Gas** He, constant pressure (9.7 psi, 66.9 kPa)  
Linear Velocity: 24 cm/sec @ 200 °C  
**Detector** FID @ 340 °C

## Derivatized Cholesterol on Rxi®-5ms

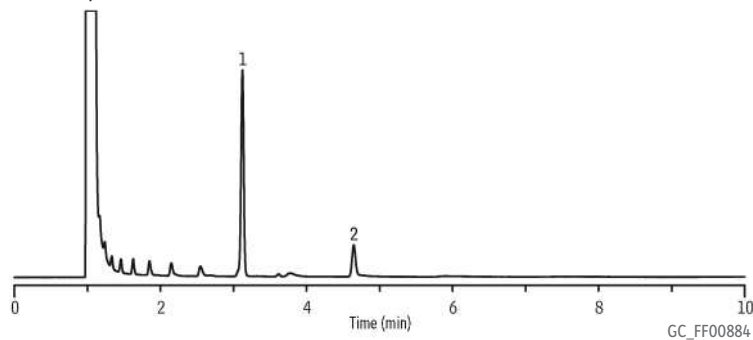
## A. Temperature program conditions.

Oven temp.: 200 °C (hold 1 min) to 330 °C @ 20 °C/min (hold 7.5 min)



## B. Isothermal conditions will maximize sample throughput.

Oven temp.: 300 °C (hold 10 min)



## Rxi® Technology!

Exceptionally inert, ultra low-bleed capillary columns.

## Peaks

1. 5- $\alpha$ -Cholestane (IS)
2. Cholesterol

**Column** Rxi®-5ms, 15 m, 0.25 mm ID, 0.25  $\mu$ m (cat.# 13420)

**Sample** 1,000  $\mu$ g/mL cholesterol in hexane  
1,000  $\mu$ g/mL 5- $\alpha$ -cholestane in hexane  
50 ng derivatized cholesterol, 150 ng 5- $\alpha$ -cholestane on column

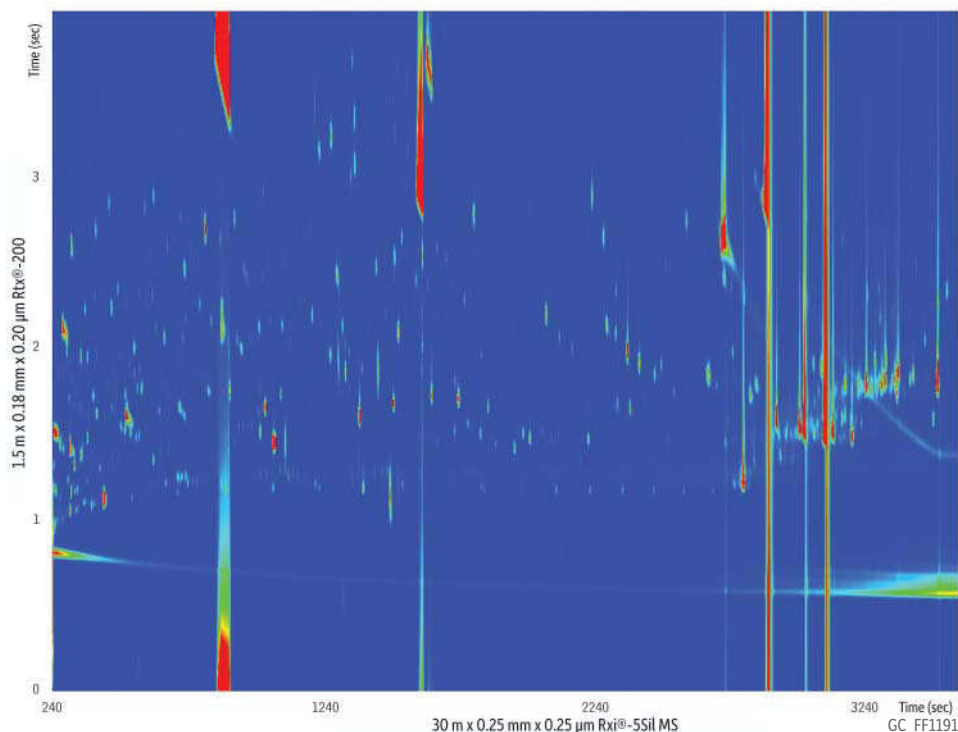
## Injection

Inj. Vol.: 1  $\mu$ L split (split ratio 20:1)  
Liner: Splitless taper (4 mm) w/wool (cat.# 22405)  
Inj. Temp.: 250 °C  
**Carrier Gas** He, constant pressure (9.7 psi, 66.9 kPa)  
Linear Velocity: 24 cm/sec @ 200 °C  
**Detector** FID @ 340 °C

## Dietary Supplement (Finished Product) QuEChERS Extract Cleaned with Cartridge SPE (GCxGC-TOFMS Contour Plot)



GCxGC with orthogonal Rxi®-5Sil MS and Rtx®-200 columns is a powerful way to handle complex samples like dietary supplement extracts.



<b>Column</b>	Rxi®-5Sil MS 30 m, 0.25 mm ID, 0.25 µm (cat.# 13623) Rtx®-200 1.5 m, 0.18 mm ID, 0.20 µm (cat.# 45001)
<b>Sample</b>	Toluene
<b>Diluent:</b>	
<b>Injection</b>	
Inj. Vol.:	1 µL splitless (hold 1 min)
Liner:	Splitless taper (4 mm) w/wool (cat.# 22405)
Inj. Temp.:	250 °C
Purge Flow:	40 mL/min
<b>Oven</b>	
Oven Temp.:	Rxi®-5Sil MS: 80 °C (hold 1 min) to 310 °C at 4 °C/min (hold 1.5 min) Rtx®-200: 90 °C (hold 1 min) to 320 °C at 4 °C/min (hold 1.5 min)
<b>Carrier Gas</b>	He, constant flow
Flow Rate:	1.8 mL/min
<b>Modulation</b>	
Modulator Temp. Offset:	25 °C
<b>Second Dimension</b>	
Separation Time:	4 sec
Hot Pulse Time:	1.2 sec
Cool Time	
between Stages:	0.8 sec
<b>Detector</b>	TOFMS
Transfer Line Temp.:	290 °C
Analyzer Type:	TOF
Source Temp.:	225 °C
Electron Energy:	70 eV
Mass Defect:	-20 mu/100 u
Solvent Delay Time:	4 min
Ionization Mode:	EI
Acquisition Range:	45 to 550 amu
Spectral Acquisition Rate:	100 spectra/sec
<b>Instrument Notes</b>	LECO Pegasus 4D GCxGC-TOFMS See application note GNANI338 for extraction and cleanup details. A 1.5 m length of the Rtx®-200 column was trimmed from a 10 m column. Columns were connected with a universal Press-Tight® connector (cat.# 20429).

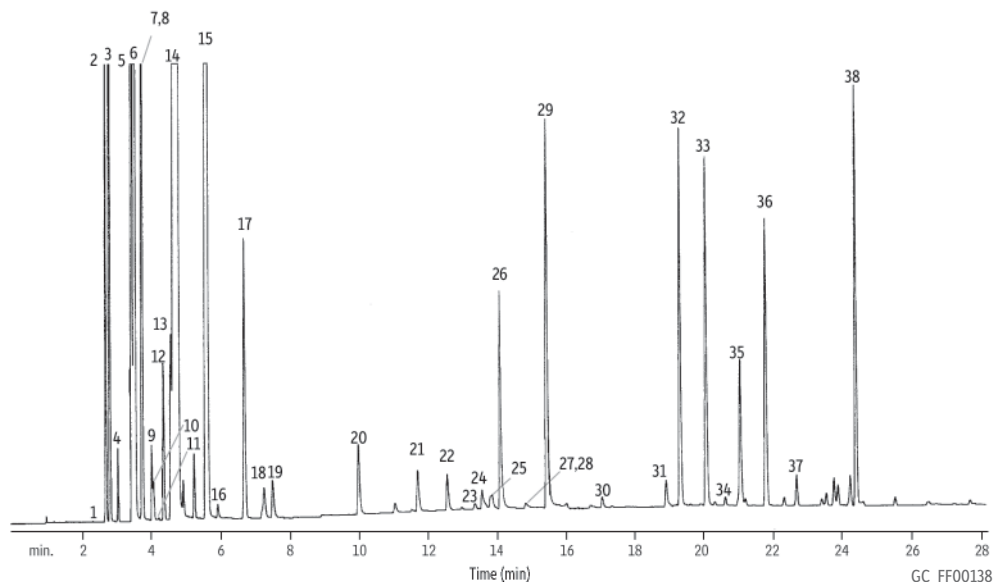


Restek is your complete source for analyzing pesticides in dietary supplements.

[www.restek.com/dietary](http://www.restek.com/dietary)

## Essential Oils

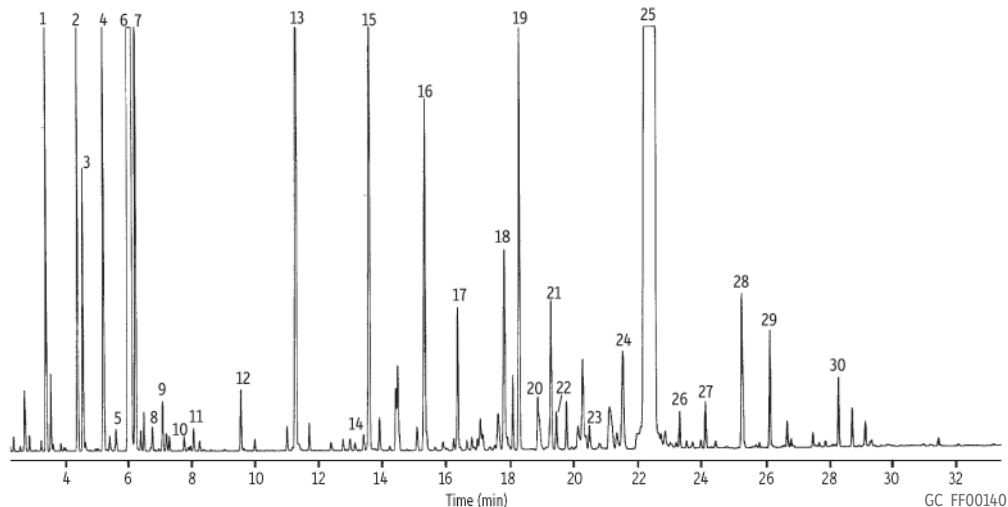
## Lemon Oil on Rtx®-5



**Column** Rtx®-5, 30 m, 0.32 mm ID, 0.25 µm (cat.# 10224)  
**Sample** Wet needle split injection of a neat lemon oil  
**Injection** Split (split ratio 100:1)  
**Inj. Temp.:** 250 °C  
**Oven**  
**Oven Temp:** 75 °C (hold 8 min) to 250 °C at 4 °C/min  
**Carrier Gas** H<sub>2</sub>, constant flow  
**Flow Rate:** 3.2 mL/min  
**Linear Velocity:** 40 cm/sec  
**Detector** FID @ 250 °C  
**Notes** FID sensitivity:  $2 \times 10^{-11}$  AFS

- Peaks**
1. Heptanol
  2. α-Thujene
  3. α-Pinene
  4. Camphene
  5. Sabinene
  6. β-Pinene
  7. 6-Methyl-5-hepten-2-one
  8. Myrcene
  9. Octanal
  10. α-Phellandrene
  11. 3-Carene
  12. α-Terpinene
  13. p-Cymene
  14. Limonene
  15. γ-Terpinene
  16. Octanol
  17. Terpinolene
  18. Linalool
  19. Nonanal
  20. Citronellal
  21. Terpinene-4-ol
  22. α-Terpineol
  23. Decanol
  24. Octyl acetate
  25. Nerol
  26. Neral
  27. Carvone
  28. Geraniol
  29. Geranial
  30. Nonyl acetate
  31. Citronellyl acetate
  32. Neryl acetate
  33. Geranyl acetate
  34. Dodecanal
  35. β-Caryophyllene
  36. trans-α-Bergamotene
  37. α-Humulene
  38. β-Bisabolene

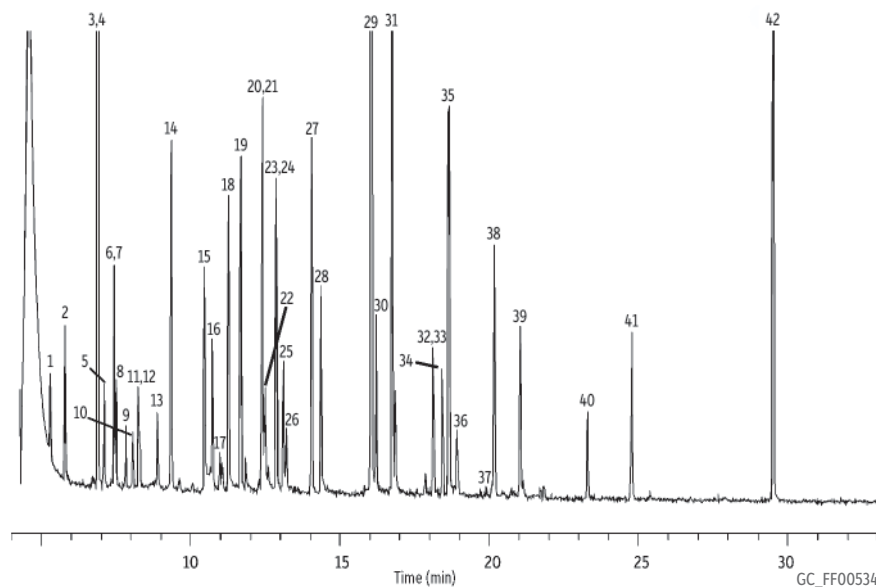
## Spearmint Oil (Native) on Stabilwax®



**Column** Stabilwax®, 60 m, 0.25 mm ID, 0.25 µm (cat.# 10626)  
**Sample** Spearmint oil  
**Conc.:** Neat  
**Injection**  
**Inj. Vol.:** 0.2 µL split (split ratio 100:1)  
**Inj. Temp.:** 250 °C  
**Oven**  
**Oven Temp:** 75 °C (hold 4 min) to 200 °C at 4 °C/min (hold 10 min)  
**Carrier Gas** H<sub>2</sub>, constant pressure  
**Linear Velocity:** 40 cm/sec @ 160 °C  
**Detector** FID @ 250 °C  
**Notes** FID sensitivity:  $4 \times 10^{-11}$  AFS

- Peaks**
1. α-Pinene
  2. β-Pinene
  3. Sabinene
  4. Myrcene
  5. α-Terpinene
  6. L-Limonene
  7. 1,8-Cineole
  8. cis-Ocimene
  9. γ-Terpinene
  10. p-Cymene
  11. Terpinolene
  12. 3-Octyl acetate
  13. 3-Octanol
  14. l-Menthone
  15. trans-Sabinenehydrate
  16. β-Bourbonene
  17. Linalool
  18. Terpinene-4-ol
  19. β-Caryophyllene
  20. Dihydrocarvone
  21. trans-Dihydrocarvyl acetate
  22. trans-β-Farnesene
  23. α-Terpineol
  24. Germacrene-Δ
  25. Carvone
  26. cis-Caryyl acetate
  27. trans-Carveol
  28. cis-Carveol
  29. cis-Jasmone
  30. Viridiflorol

## Synthetic Essential Oil Mixture on Rtx®-1

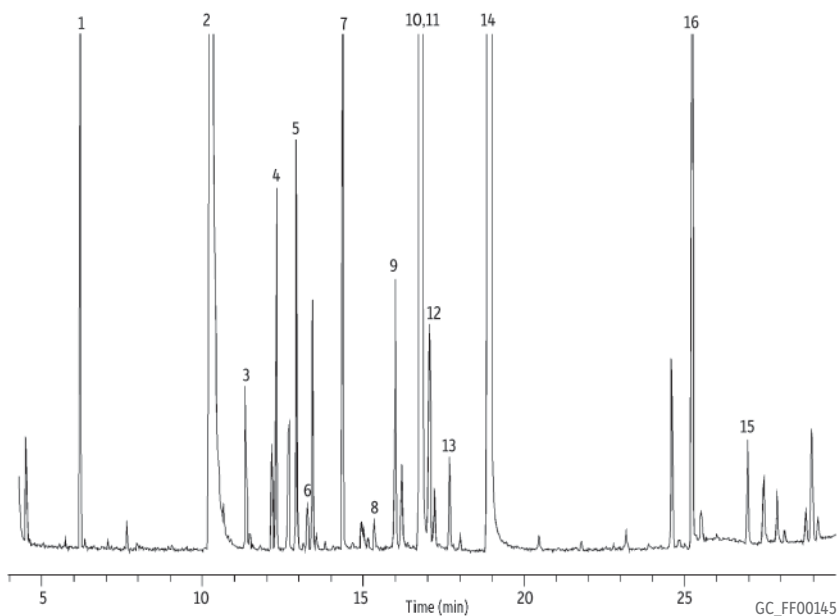


Peaks	
1. Ethyl butyrate	22. Nerol
2. <i>trans</i> -2-Hexenol	23. Carveol
3. $\alpha$ -Pinene	24. Anisaldehyde
4. Benzaldehyde	25. Carvone
5. Camphene	26. Geraniol
6. Octanol	27. Anethole
7. $\beta$ -Myrcene	28. Cinnamic alcohol
8. $\beta$ -Pinene	29. Eugenol
9. $\alpha$ -Phellandrene	30. Neryl acetate
10. <i>p</i> -Cymene	31. Geranyl acetate
11. L-Limonene	32. Vanillin
12. Camphor	33. Coumarin
13. <i>trans</i> -Sabinene hydrate	34. $\alpha$ -Ionone
14. Linalool	35. Ethyl vanillin
15. Citronellal	36. $\beta$ -Caryophyllene
16. l-Menthone	37. $\alpha$ -Caryophyllene
17. Menthofuran	38. $\beta$ -Ionone
18. l-Menthol	39. Valencene
19. $\alpha$ -Terpineol	40. Ethyl laurate
20. Linalyl acetate	41. Amyl cinnamic aldehyde
21. $\beta$ -Citronellol	42. Nootketone

**Column** Rtx®-1, 60 m, 0.25 mm ID, 0.25  $\mu$ m (cat.# 10126)

**Injection**  
 Inj. Vol.: 1  $\mu$ L split  
 Inj. Temp.: 250 °C  
 Split Vent  
 Flow Rate: 100 mL/min  
**Oven**  
 Oven Temp: 100 °C to 260 °C at 4 °C/min (hold 1 min)  
**Carrier Gas**  
 Linear Velocity: He, constant linear velocity  
 30 cm/sec @ 50 °C  
**Detector**  
 Mode: Scan  
 Source Temp.: 280 °C

## Citronella Java Oil on Stabilwax®



Peaks	
1. Limonene	
2. Citronellal	
3. Linalool	
4. Borneol	
5. $\gamma$ -Elemene	
6. $\beta$ -Caryophyllene	
7. Neryl acetate	
8. $\alpha$ -Terpineol	
9. Germancrene- $\Delta$	
10. $\beta$ -Citronellol	
11. Geranyl acetate	
12. $\delta$ -Cadenene	
13. Nerol	
14. Geraniol	
15. Eugenol	
16. $\alpha$ -Bergamotene	

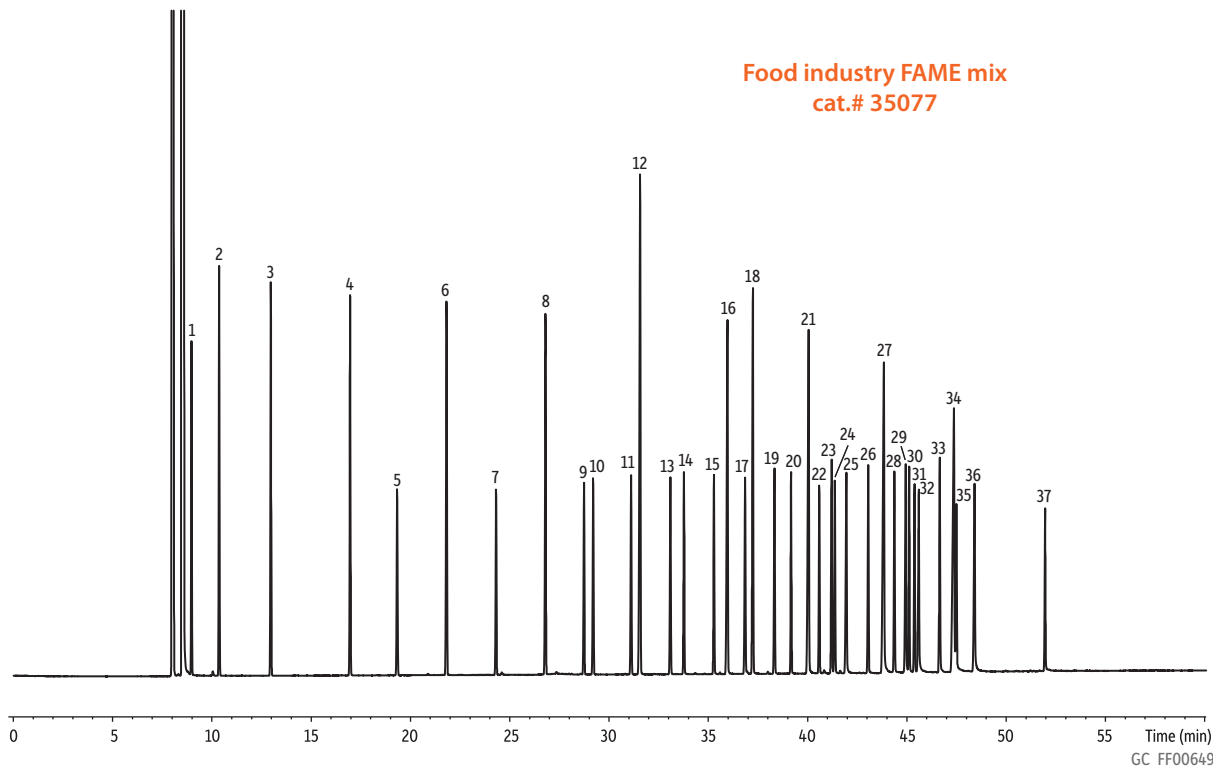
**Column** Stabilwax®, 60 m, 0.25 mm ID, 0.25  $\mu$ m (cat.# 10626)  
 Citronella Java oil

**Sample Injection**  
 Inj. Vol.: 1.0  $\mu$ L split  
 Inj. Temp.: 250 °C  
 Split Vent  
 Flow Rate: 100 mL/min  
**Oven**  
 Oven Temp: 100 °C to 260 °C at 4 °C/min (hold 1 min)  
**Carrier Gas**  
 Linear Velocity: He, constant pressure  
 30 cm/sec @ 50 °C  
**Detector**  
 Mode: Scan  
 Source Temp.: 280 °C



FAMES (AOAC 996.06 Standard) on Rt®-2560

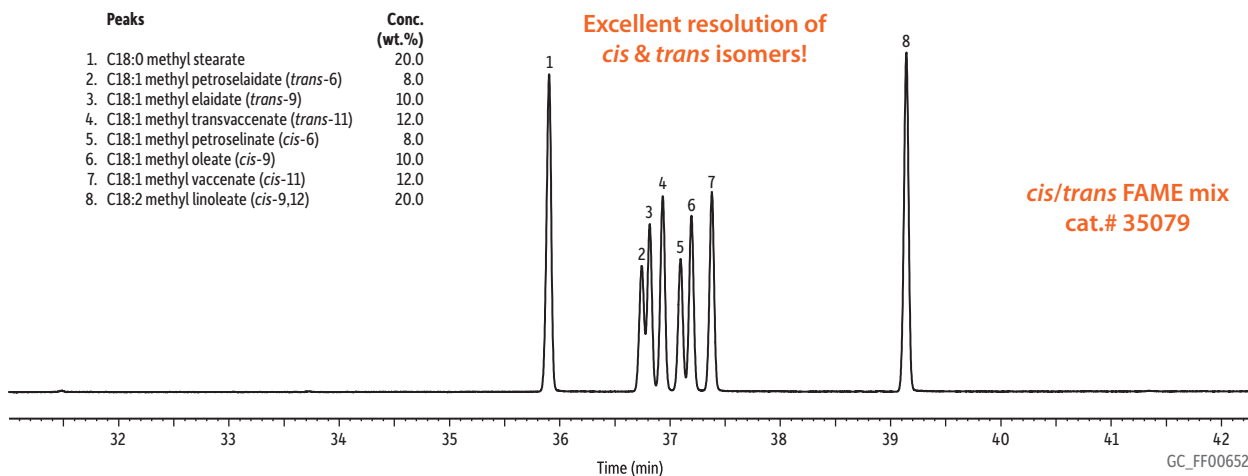
Food industry FAME mix  
cat.# 35077



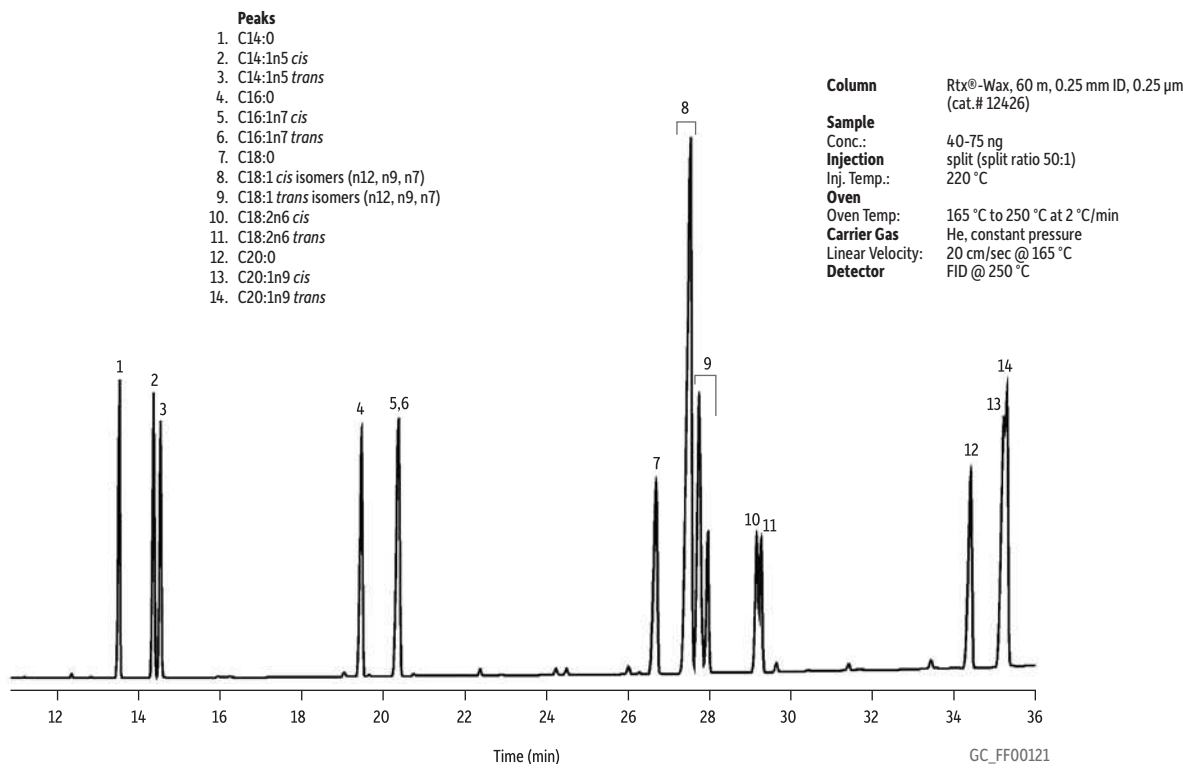
GC\_FF00649

**Column** Rt®-2560, 100 m, 0.25 mm ID, 0.20 µm (cat.# 13199)  
**Sample** Food industry FAME mix (cat.# 35077)  
**Diluent:** Methylene chloride  
**Conc.:** 30 mg/mL total FAMES  
**Injection**  
**Inj. Vol.:** 2.0 µL split (split ratio 200:1)  
**Liner:** Splitless (4 mm ID) (cat.# 20814)  
**Inj. Temp.:** 225 °C  
**Oven**  
**Oven Temp:** 100 °C (hold 4 min) to 240 °C at 3 °C/min (hold 10 min)  
**Carrier Gas** H<sub>2</sub>, constant flow  
**Flow Rate:** 1.2 mL/min  
**Detector** FID @ 250 °C

Peaks	% in Mix	Peaks	% in Mix
1. C4:0 Methyl butyrate	4.0	20. C18:2 Methyl linoleate (cis-9,12)	2.0
2. C6:0 Methyl hexanoate	4.0	21. C20:0 Methyl arachidate	4.0
3. C8:0 Methyl octanoate	4.0	22. C18:3 Methyl γ-linolenate (cis-6,9,12)	2.0
4. C10:0 Methyl decanoate	4.0	23. C20:1 Methyl eicosenoate (cis-11)	2.0
5. C11:0 Methyl undecanoate	2.0	24. C18:3 Methyl linolenate (cis-9,12,15)	2.0
6. C12:0 Methyl laurate	4.0	25. C21:0 Methyl heneicosanoate	2.0
7. C13:0 Methyl tridecanoate	2.0	26. C20:2 Methyl eicosadienoate (cis-11,14)	2.0
8. C14:0 Methyl myristate	4.0	27. C22:0 Methyl behenate	4.0
9. C14:1 Methyl myristoleate (cis-9)	2.0	28. C20:3 Methyl eicosatrienoate (cis-8,11,14)	2.0
10. C15:0 Methyl pentadecanoate	2.0	29. C22:1 Methyl erucate (cis-13)	2.0
11. C15:1 Methyl pentadecenoate (cis-10)	2.0	30. C20:3 Methyl eicosatrienoate (cis-11,14,17)	2.0
12. C16:0 Methyl palmitate	6.0	31. C20:4 Methyl arachidonate (cis-5,8,11,14)	2.0
13. C16:1 Methyl palmitoleate (cis-9)	2.0	32. C23:0 Methyl tricosanoate	2.0
14. C17:0 Methyl heptadecanoate	2.0	33. C22:2 Methyl docosadienoate (cis-13,16)	2.0
15. C17:1 Methyl heptadecenoate (cis-10)	2.0	34. C24:0 Methyl lignocerate	4.0
16. C18:0 Methyl stearate	4.0	35. C20:5 Methyl eicosapentaenoate (cis-5,8,11,14,17)	2.0
17. C18:1 Methyl elaidate (trans-9)	2.0	36. C24:1 Methyl nervonate (cis-15)	2.0
18. C18:1 Methyl oleate (cis-9)	4.0	37. C22:6 Methyl docosahexaenoate (cis-4,7,10,13,16,19)	2.0
19. C18:2 Methyl linoleaidate (trans-9,12)	2.0		

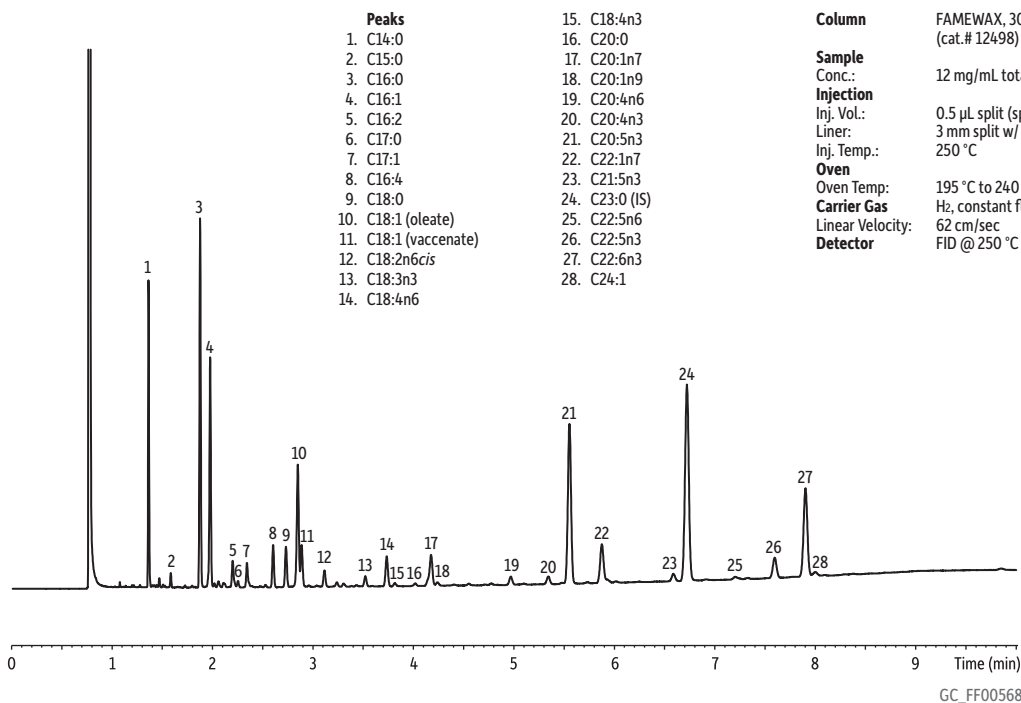
FAMES (*cis/trans* isomers) on Rt<sup>®</sup>-2560

**Column** Rt<sup>®</sup>-2560, 100 m, 0.25 mm ID, 0.20  $\mu$ m (cat.# 13199)  
**Sample** *cis/trans* FAME mix (cat.# 35079)  
**Diluent:** Methylene chloride  
**Conc.:** 10 mg/mL total FAMES  
**Injection**  
**Inj. Vol.:** 1  $\mu$ L split (split ratio 20:1)  
**Liner:** Splitless (4 mm ID) (cat.# 20814)  
**Inj. Temp.:** 225  $^{\circ}$ C  
**Oven**  
**Oven Temp:** 100  $^{\circ}$ C (hold 4 min) to 240  $^{\circ}$ C at 3  $^{\circ}$ C/min (hold 10 min)  
**Carrier Gas** H<sub>2</sub>, constant flow  
**Flow Rate:** 1.2 mL/min  
**Detector** FID @ 250  $^{\circ}$ C

FAMES (*cis/trans* isomers) on Rtx<sup>®</sup>-Wax

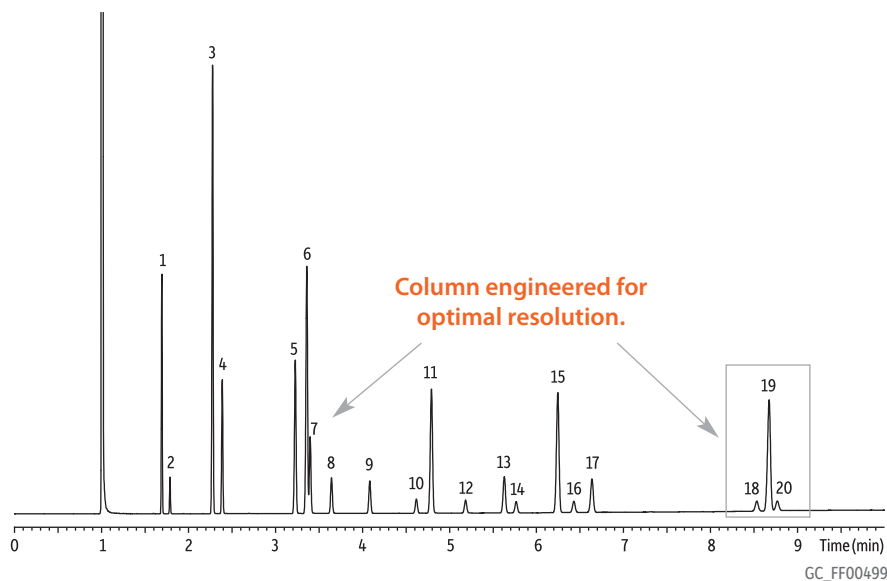
FAMES (Marine Oil Standard) on FAMEWAX

FAST analysis of marine oil FAMES!



**Column** FAMEWAX, 30 m, 0.32 mm ID, 0.25 µm (cat.# 12498)  
**Sample Conc.:** 12 mg/mL total FAMES  
**Injection**  
 Inj. Vol.: 0.5 µL split (split ratio 150:1)  
 Liner: 3 mm split w/ wool (cat.# 20936-202.1)  
 Inj. Temp.: 250 °C  
**Oven**  
 Oven Temp: 195 °C to 240 °C at 5 °C/min (hold 1 min)  
**Carrier Gas** H<sub>2</sub>, constant flow  
 Linear Velocity: 62 cm/sec  
**Detector** FID @ 250 °C

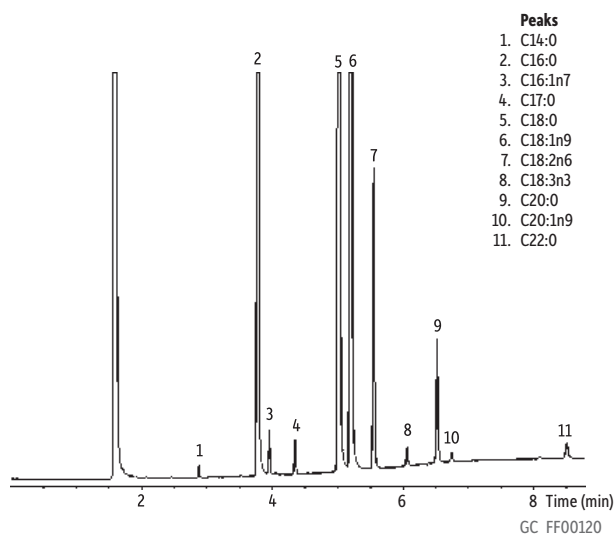
FAMES (Marine Oil Standard) on FAMEWAX



Peaks	Conc. (µg/mL)
1. C14:0	600
2. C14:1	100
3. C16:0	1,600
4. C16:1	500
5. C18:0	800
6. C18:1 (oleate)	1,300
7. C18:1 (vaccenate)	400
8. C18:2	200
9. C18:3	200
10. C20:0	100
11. C20:1	900
12. C20:2	100
13. C20:4	300
14. C20:3	100
15. C20:5	1,000
16. C22:0	100
17. C22:1	300
18. C24:0	100
19. C22:6	1,200
20. C24:1	100

**Column** FAMEWAX, 30 m, 0.32 mm ID, 0.25 µm (cat.# 12498)  
**Sample** Marine oil FAME mix (cat.# 35066)  
**Diluent:** Isooctane  
**Conc.:** 10,000 µg/mL (total FAMES; see breakdown in peak list)  
**Injection**  
 Inj. Vol.: 1 µL split (split ratio 100:1)  
 Inj. Temp.: 250 °C  
**Oven**  
 Oven Temp: 195 °C to 240 °C at 5 °C/min (hold 1 min)  
**Carrier Gas** H<sub>2</sub>, constant flow  
 Flow Rate: 3 mL/min  
**Detector** FID @ 275 °C

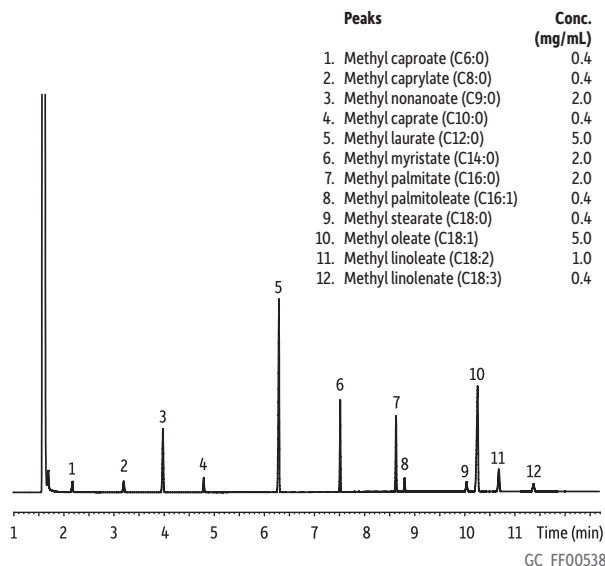
## FAMES (Cocoa Butter) on Stabilwax®



Peaks
1. C14:0
2. C16:0
3. C16:1n7
4. C17:0
5. C18:0
6. C18:1n9
7. C18:2n6
8. C18:3n3
9. C20:0
10. C20:1n9
11. C22:0

**Column** Stabilwax®, 30 m, 0.25 mm ID, 0.25 µm (cat.# 10623)  
**Sample** FAME reference standard for cocoa butter  
**Injection**  
 Inj. Vol.: 1.0 µL split (split ratio 45:1)  
 Inj. Temp.: 250 °C  
**Oven**  
 Oven Temp: 200 °C to 250 °C at 8 °C/min (hold 3 min)  
**Carrier Gas** H<sub>2</sub>, constant pressure  
 Linear Velocity: 31.4 cm/sec @ 200 °C  
**Detector** FID @ 250 °C  
**Notes** FID sensitivity: 8 x 10<sup>-11</sup> AFS

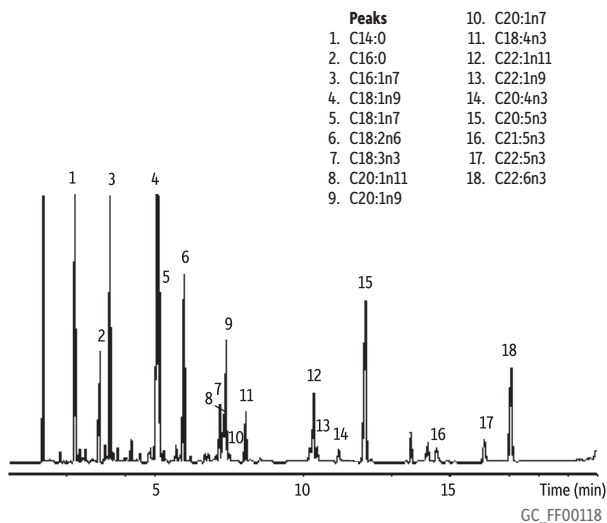
## FAMES (Saw Palmetto) on Rtx®-Wax



Peaks	Conc. (mg/mL)
1. Methyl caproate (C6:0)	0.4
2. Methyl caprylate (C8:0)	0.4
3. Methyl nonanoate (C9:0)	2.0
4. Methyl caprate (C10:0)	0.4
5. Methyl laurate (C12:0)	5.0
6. Methyl myristate (C14:0)	2.0
7. Methyl palmitate (C16:0)	2.0
8. Methyl palmitoleate (C16:1)	0.4
9. Methyl stearate (C18:0)	0.4
10. Methyl oleate (C18:1)	5.0
11. Methyl linoleate (C18:2)	1.0
12. Methyl linolenate (C18:3)	0.4

**Column** Rtx®-Wax, 30 m, 0.25 mm ID, 0.25 µm (cat.# 12423)  
**Sample** Saw palmetto standard  
**Conc.:** See peak list  
**Injection**  
 Inj. Vol.: 1 µL split (split ratio 100:1)  
 Inj. Temp.: 250 °C  
**Oven**  
 Oven Temp: 120 °C (hold 3 min) to 220 °C at 20 °C/min (hold 12 min)  
**Carrier Gas** He, constant flow  
 Flow Rate: 1 mL/min  
 Linear Velocity: 34 cm/sec  
**Detector** FID @ 300 °C

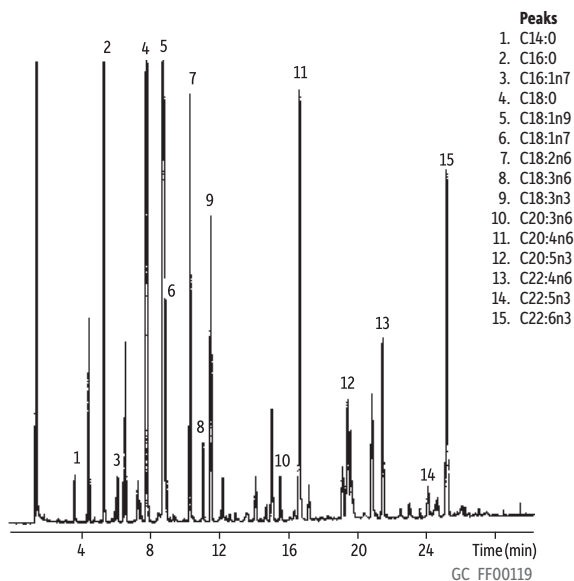
## FAMES (PUFA, Marine Source) on Rt®-2330



Peaks	Peaks
1. C14:0	10. C20:1n7
2. C16:0	11. C18:4n3
3. C16:1n7	12. C22:1n11
4. C18:1n9	13. C22:1n9
5. C18:1n7	14. C20:4n3
6. C18:2n6	15. C20:5n3
7. C18:3n3	16. C21:5n3
8. C20:1n11	17. C22:5n3
9. C20:1n9	18. C22:6n3

**Column** Rt®-2330, 30 m, 0.25 mm ID, 0.20 µm (cat.# 10723)  
**Sample** PUFA mix  
**Injection**  
 Inj. Vol.: 0.5 µL split (split ratio 35:1)  
 Inj. Temp.: 225 °C  
**Oven**  
 Oven Temp: 160 °C to 225 °C at 2 °C/min  
**Carrier Gas** H<sub>2</sub>, constant pressure  
 Linear Velocity: 45 cm/sec @ 160 °C  
**Detector** FID @ 250 °C  
**Notes** FID sensitivity: 8 x 10<sup>-11</sup> AFS

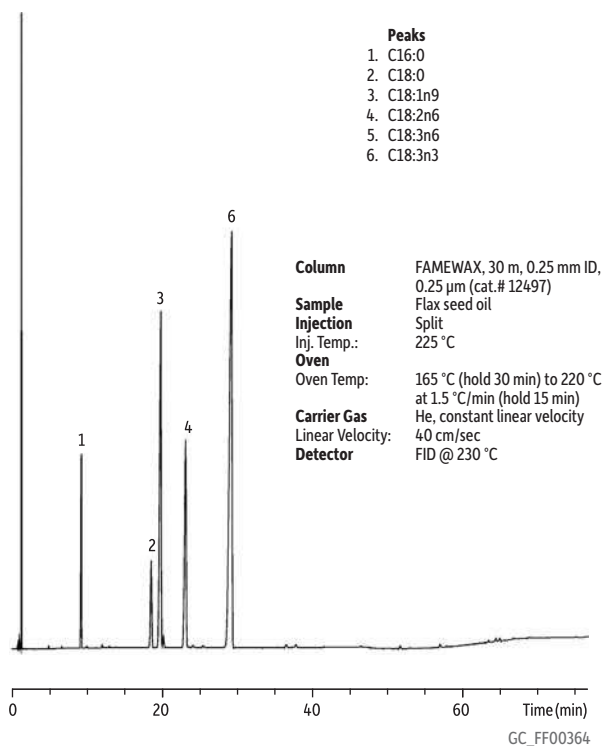
## FAMES (Polyunsaturated Fatty Acids, Animal Source) on Rt®-2330



Peaks
1. C14:0
2. C16:0
3. C16:1n7
4. C18:0
5. C18:1n9
6. C18:1n7
7. C18:2n6
8. C18:3n6
9. C18:3n3
10. C20:3n6
11. C20:4n6
12. C20:5n3
13. C22:4n6
14. C22:5n3
15. C22:6n3

**Column** Rt®-2330, 30 m, 0.32 mm ID, 0.20 µm (cat.# 10724)  
**Sample** PUFA 2 mix  
**Injection**  
 Inj. Vol.: 0.1 µL split (split ratio 20:1)  
 Inj. Temp.: 260 °C  
**Oven**  
 Oven Temp: 160 °C to 250 °C at 2 °C/min (hold 10 min)  
**Carrier Gas** H<sub>2</sub>, constant pressure  
 Linear Velocity: 40 cm/sec  
**Detector** FID @ 260 °C  
**Notes** FID sensitivity: 8 x 10<sup>-11</sup> AFS

FAMES (Flax Seed Oil) on FAMEWAX



# Looking for more?

Visit our online technical library for chromatograms based on ASTM methods, USP procedures, and other applications.

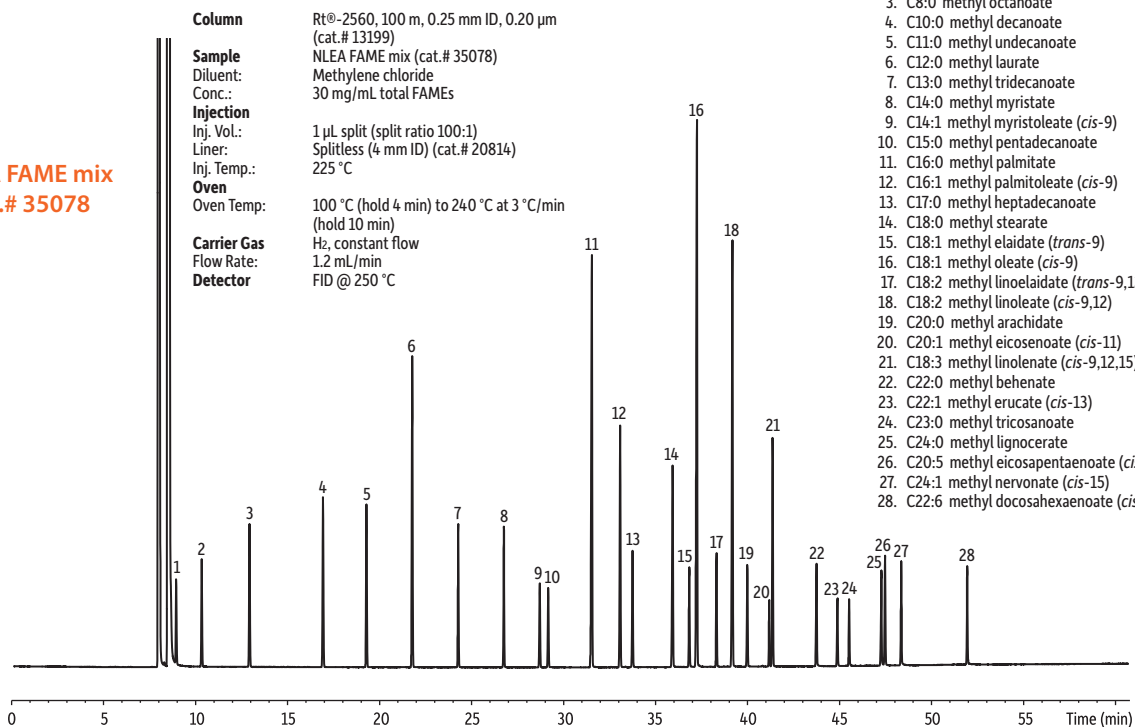
[www.restek.com/chromatograms](http://www.restek.com/chromatograms)



FAMES (NLEA Mix) on Rt®-2560

An Rt®-2560 column provides the resolution of *cis* & *trans* FAMES needed for AOAC Method 996.06.

NLEA FAME mix  
cat.# 35078

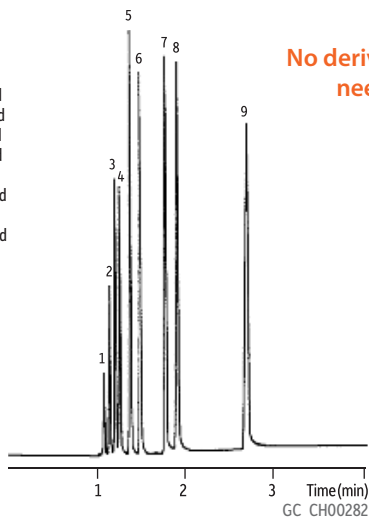


- Peaks**
1. C4:0 methyl butyrate
  2. C6:0 methyl hexanoate
  3. C8:0 methyl octanoate
  4. C10:0 methyl decanoate
  5. C11:0 methyl undecanoate
  6. C12:0 methyl laurate
  7. C13:0 methyl tridecanoate
  8. C14:0 methyl myristate
  9. C14:1 methyl myristoleate (*cis*-9)
  10. C15:0 methyl pentadecanoate
  11. C16:0 methyl palmitate
  12. C16:1 methyl palmitoleate (*cis*-9)
  13. C17:0 methyl heptadecanoate
  14. C18:0 methyl stearate
  15. C18:1 methyl elaidate (*trans*-9)
  16. C18:1 methyl oleate (*cis*-9)
  17. C18:2 methyl linoelaidate (*trans*-9,12)
  18. C18:2 methyl linoleate (*cis*-9,12)
  19. C20:0 methyl arachidate
  20. C20:1 methyl eicosenoate (*cis*-11)
  21. C18:3 methyl linolenate (*cis*-9,12,15)
  22. C22:0 methyl behenate
  23. C22:1 methyl erucate (*cis*-13)
  24. C23:0 methyl tricosanoate
  25. C24:0 methyl lignocerate
  26. C20:5 methyl eicosapentaenoate (*cis*-5,8,11,14,17)
  27. C24:1 methyl nervonate (*cis*-15)
  28. C22:6 methyl docosahexaenoate (*cis*-4,7,10,13,16,19)



## Fatty Acids (Free) on Rtx®-200

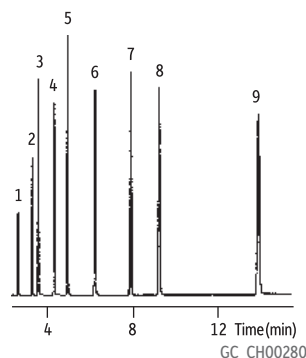
- Peaks**
1. Acetic acid
  2. Propionic acid
  3. Isobutyric acid
  4. *n*-Butyric acid
  5. Isovaleric acid
  6. *n*-Valeric acid
  7. Isocaproic acid
  8. Caproic acid
  9. Heptanoic acid



**Column** Rtx®-200, 30 m, 0.25 mm ID, 0.25  $\mu$ m (cat.# 15023)  
**Sample** Free fatty acid standard  
**Conc.:** ~10-20 ng/ $\mu$ L  
**Injection**  
 Inj. Vol.: 0.8  $\mu$ L split  
 Inj. Temp.: 250 °C  
 Split Vent  
 Flow Rate: 40 mL/min  
**Oven**  
 Oven Temp: 90 °C  
**Carrier Gas** H<sub>2</sub>, constant flow  
 Flow Rate: 1.4 mL/min  
 Linear Velocity: 40 cm/sec  
**Detector** FID @ 250 °C  
**Notes** FID sensitivity: 4 x 10<sup>-11</sup> AFS

Fatty Acids (Free) on Stabilwax®-DA  
(30 m, 0.25 mm ID, 0.25  $\mu$ m)

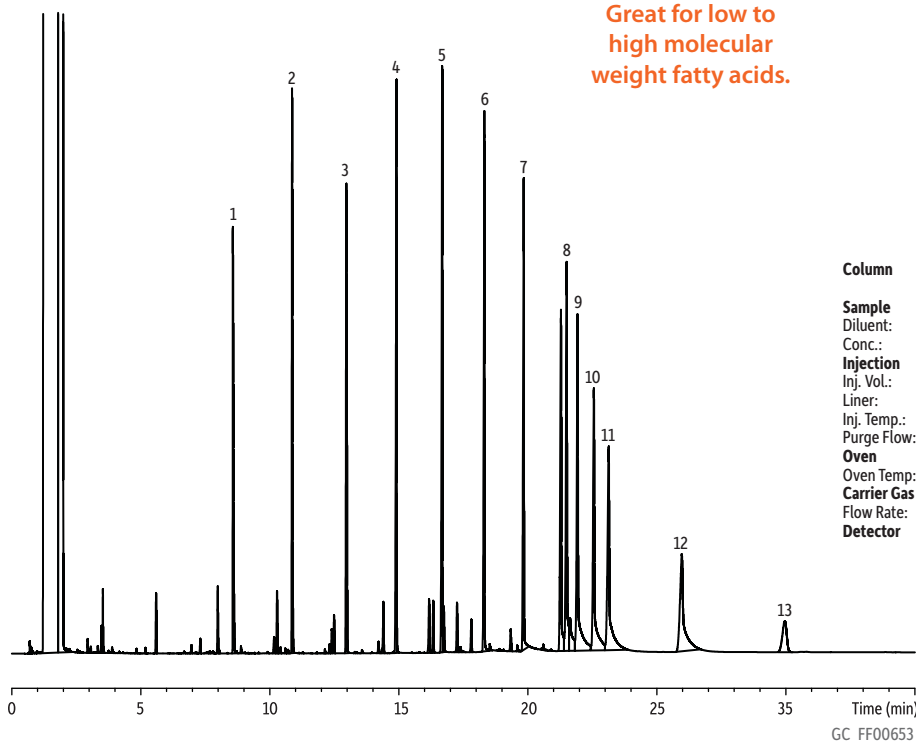
- Peaks**
1. Acetic acid
  2. Propionic acid
  3. Isobutyric acid
  4. *n*-Butyric acid
  5. Isovaleric acid
  6. *n*-Valeric acid
  7. Isocaproic acid
  8. Caproic acid
  9. Heptanoic acid



**Column** Stabilwax®-DA, 30 m, 0.25 mm ID, 0.25  $\mu$ m (cat.# 11023)  
**Sample** Free acid standard  
**Conc.:** ~10-20 ng/ $\mu$ L  
**Injection**  
 Inj. Vol.: 1.0  $\mu$ L split (split ratio 50:1)  
 Inj. Temp.: 250 °C  
**Oven**  
 Oven Temp: 145 °C  
**Carrier Gas** H<sub>2</sub>, constant pressure  
 Linear Velocity: 40 cm/sec  
**Detector** FID @ 250 °C  
**Notes** FID sensitivity: 2 x 10<sup>-11</sup> AFS

Fatty Acids (Free) on Stabilwax®-DA (30 m, 0.32 mm ID, 0.25  $\mu$ m)

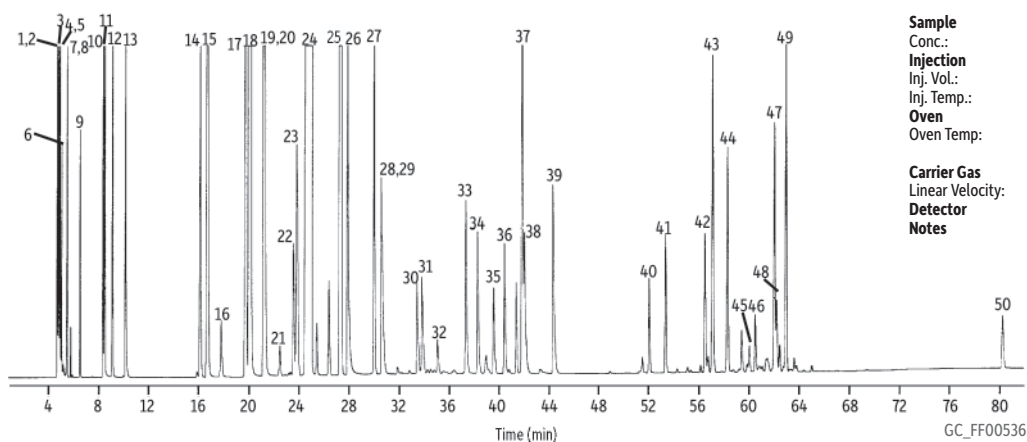
Great for low to high molecular weight fatty acids.



- Peaks**
1. C4:0 Butyric acid
  2. C6:0 Caproic acid
  3. C8:0 Caprylic acid
  4. C10:0 Capric acid
  5. C12:0 Lauric acid
  6. C14:0 Myristic acid
  7. C16:0 Palmitic acid
  8. C18:0 Stearic acid
  9. C18:1 Oleic acid
  10. C18:2 Linoleic acid
  11. C18:3 Linolenic acid
  12. C20:0 Arachidic acid
  13. C22:0 Behenic acid

**Column** Stabilwax®-DA, 30 m, 0.32 mm ID, 0.25  $\mu$ m (cat.# 11024)  
**Sample** Free fatty acid mix  
**Diluent:** Methanol  
**Conc.:** 100 ppm  
**Injection**  
 Inj. Vol.: 1  $\mu$ L splitless (hold 0.25 min)  
 Liner: Laminar cup splitter  
 Inj. Temp.: 250 °C  
 Purge Flow: 75 mL/min  
**Oven**  
 Oven Temp: 40 °C to 250 °C at 10 °C/min (hold 15 min)  
**Carrier Gas** H<sub>2</sub>, constant flow  
 Flow Rate: 6 mL/min  
**Detector** FID @ 250 °C

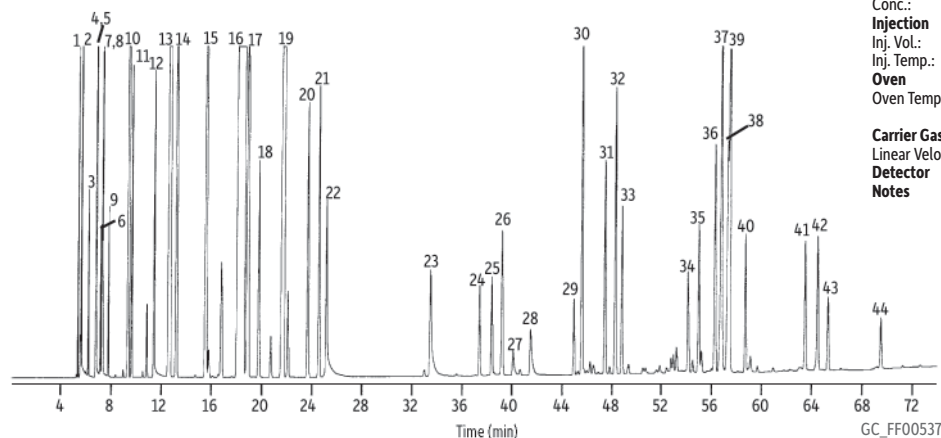
## Flavor Volatiles on Rtx®-1



**Column** Rtx®-1, 60 m, 0.53 mm ID, 0.50 µm (cat.# 10143)  
**Sample** Flavor volatiles test mix  
**Conc.:**  
**Injection** 0.8 µL split (split ratio 20:1)  
**Inj. Vol.:** 220 °C  
**Inj. Temp.:**  
**Oven** 70 °C (hold 15 min) to 190 °C at 2 °C/min (hold 5 min)  
**Oven Temp:** He, constant linear velocity  
**Carrier Gas** 20 cm/sec @ 70 °C  
**Linear Velocity:** FID @ 260 °C  
**Detector** FID Sensitivity: 64 x 10<sup>-11</sup> AFS  
**Notes**

Peaks		
1. Methanol	13. <i>trans</i> -2-Hexenal	26. Octanol
2. Acetaldehyde	14. $\alpha$ -Thujene	27. Terpinolene
3. Ethanol	15. $\alpha$ -Pinene	28. Nonanal
4. Acetone	16. Camphene	29. Linalool
5. Isopropyl alcohol	17. Sabinene	30. <i>cis</i> -Limonene monoxide
6. Methylene chloride	18. $\beta$ -Pinene	31. <i>trans</i> -Limonene monoxide
7. Hexane	19. Octanal	32. Citronellal
8. Ethyl acetate	20. Myrcene	33. Terpinene-4-ol
9. Ethyl propionate	21. $\alpha$ -Phellandrene	34. $\alpha$ -Terpineol
10. <i>n</i> -Hexanal	22. $\alpha$ -Terpinene	35. Decanal
11. Ethyl butyrate	23. <i>p</i> -Cymene	36. <i>d/l</i> Carveol
12. Furfural	24. $\delta$ -Limonene	37. Neral
	25. $\gamma$ -Terpinene	38. Carvone
		39. Geranial
		40. Neryl acetate
		41. Geranyl acetate
		42. $\alpha$ -Ionone
		43. $\beta$ -Caryophyllene
		44. <i>trans</i> - $\alpha$ -Bergamotene
		45. BHA
		46. $\beta$ -Ionone
		47. Valencene
		48. $\gamma$ -Elemene
		49. $\beta$ -Bisabolene
		50. Nootketone

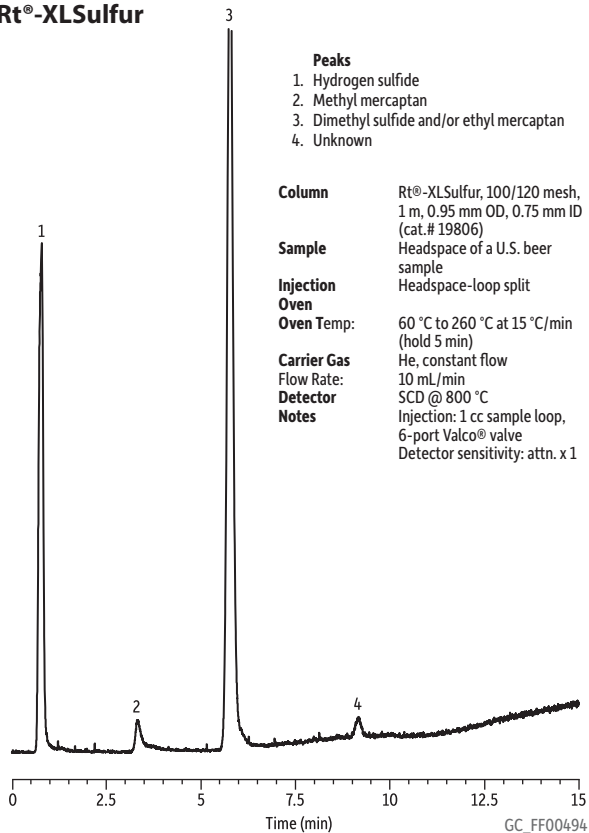
## Flavor Volatiles on Stabilwax®



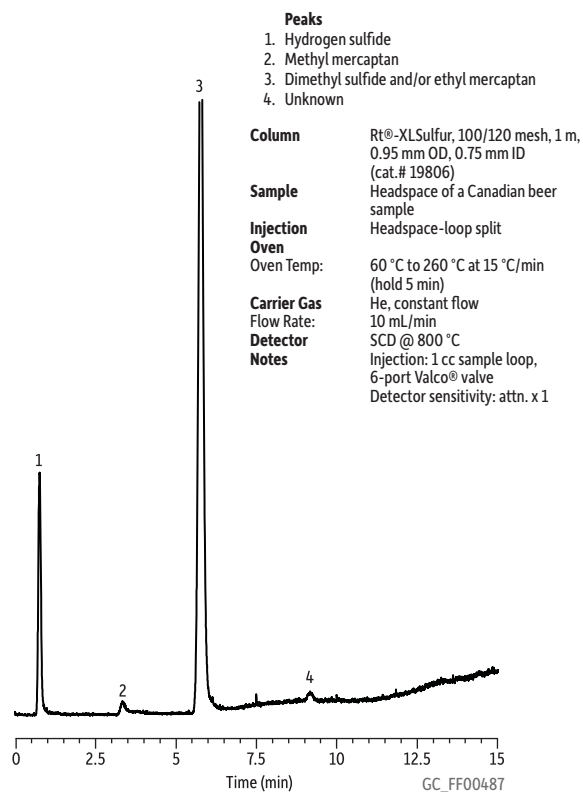
**Column** Stabilwax®, 60 m, 0.53 mm ID, 0.50 µm (cat.# 10643)  
**Sample** Flavor volatiles test mix  
**Conc.:**  
**Injection** 0.8 µL split (split ratio 20:1)  
**Inj. Vol.:** 220 °C  
**Inj. Temp.:**  
**Oven** 70 °C (hold 15 min) to 190 °C at 2 °C/min (hold 5 min)  
**Oven Temp:** He, constant linear velocity  
**Carrier Gas** 20 cm/sec @ 70 °C  
**Linear Velocity:** FID @ 260 °C  
**Detector** FID Sensitivity: 64 x 10<sup>-11</sup> AFS  
**Notes**

Peaks		
1. Hexane	12. <i>n</i> -Hexanal	24. <i>cis</i> -Limonene monoxide
2. Acetaldehyde	13. $\beta$ -Pinene	25. <i>trans</i> -Limonene
3. Acetone	14. Sabinene	26. Furfural
4. Methanol	15. Myrcene	27. Citronellal
5. Ethyl acetate	16. $\delta$ -Limonene	28. Decanal
6. Isopropyl alcohol	17. 1,8-Cineole	29. Linalool
7. Ethanol	18. <i>trans</i> -2-Hexenal	30. Octanol
8. Methylene chloride	19. $\gamma$ -Terpinene	31. <i>trans</i> - $\alpha$ -Bergamotene
9. Ethyl propionate	20. <i>p</i> -Cymene	32. $\beta$ -Caryophyllene
10. $\alpha$ -Pinene	21. Terpinolene	33. Terpinene-4-ol
11. Ethylbutyrate	22. Octanal	34. Neral
	23. Nonanal	35. $\alpha$ -Terpineol
		36. Neryl acetate
		37. Valencene
		38. Geranial
		39. Carvone
		40. Geranyl acetate
		41. <i>d/l</i> Carveol
		42. $\alpha$ -Ionone
		43. <i>d/l</i> Carveol
		44. $\beta$ -Ionone

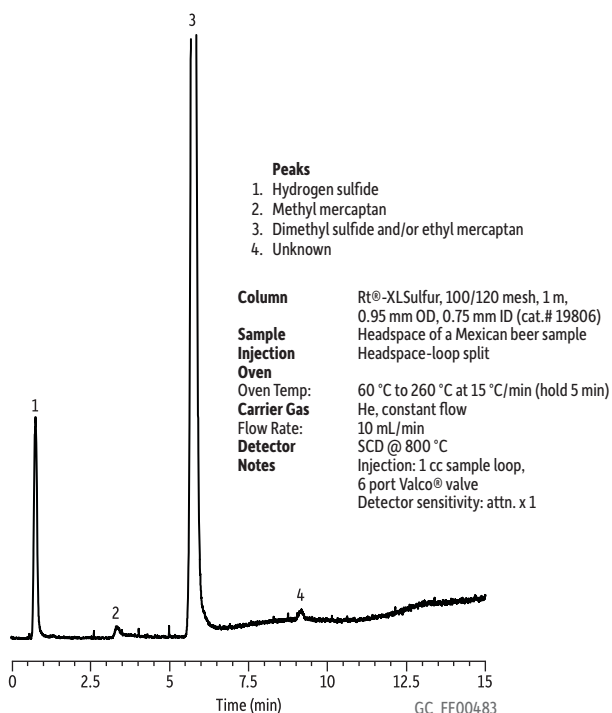
### Sulfur Compounds in Headspace Sample of U.S. Beer on Rt®-XLSulfur



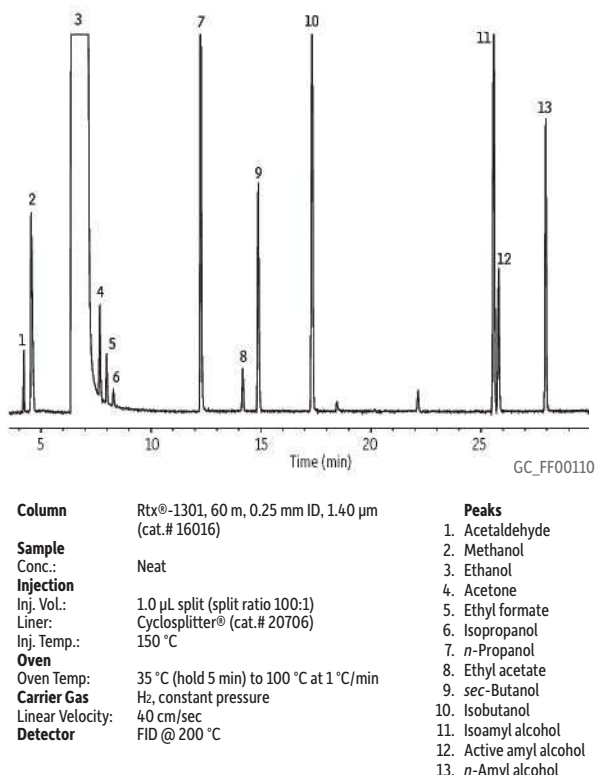
### Sulfur Compounds in Headspace Sample of Canadian Beer on Rt®-XLSulfur



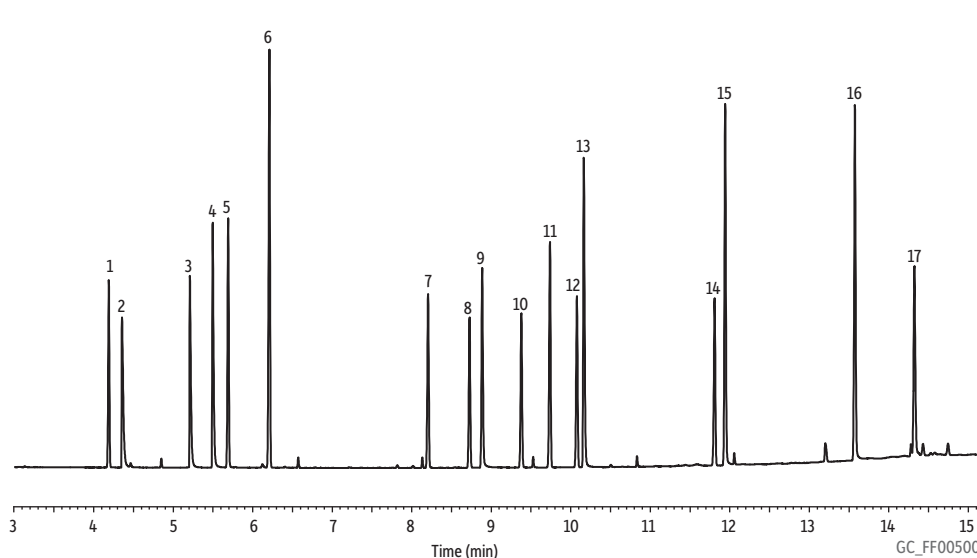
### Sulfur Compounds in Headspace Sample of Mexican Beer on Rt®-XLSulfur



### Rum on Rtx®-1301



## Underivatized Alcoholic Beverage Acids and Methyl Esters on Stabilwax®-DA

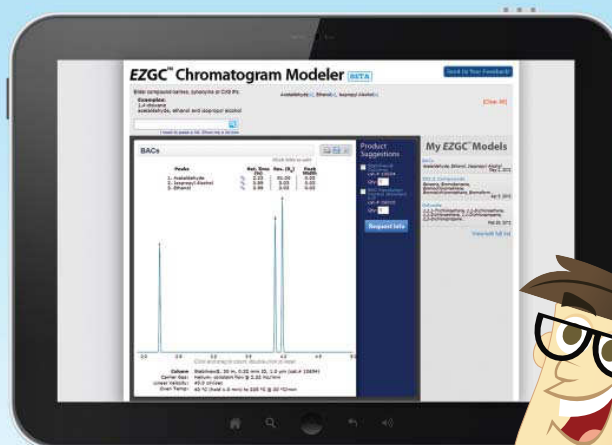


Peaks	Conc. (µg/mL)
1. Ethyl octanoate	100
2. Acetic acid	100
3. Propionic acid	100
4. Isobutyric acid	100
5. 3-Decanol	50
6. Ethyl decanoate	50
7. Ethyl laurate	50
8. cis-Lactone	100
9. 2-Phenylethanol	50
10. trans-Lactone	100
11. Methyl myristate	50
12. Ethyl myristate	50
13. Octanoic acid	100
14. Ethyl palmitate	50
15. Decanoic acid	100
16. Dodecanoic acid	100
17. Vanillin	100

**Column** Stabilwax®-DA, 30 m, 0.18 mm ID, 0.18 µm (cat.# 550752)  
**Sample Diluent:** Ethyl acetate  
**Injection**  
 Inj. Vol.: 1 µL, splitless (hold 0.5 min)  
 Liner: Splitless (4 mm ID) w/glass wool (cat.# 20814-202.1)  
 Inj. Temp.: 240 °C  
**Oven**  
 Oven Temp: 70 °C to 240 °C at 12 °C/min (hold 3 min)  
**Carrier Gas** H<sub>2</sub>, constant linear velocity  
 Linear Velocity: 28 psi, 193.1 kPa @ 240 °C  
**Detector** FID  
**Make-up Gas**  
 Type: N<sub>2</sub>

## Now Online! Our EZGC™ Web App Will Kick-Start Your GC Method Development

- **EZ to Register** – If you have a Restek login, you're already done! (And if you don't, you can get one at no charge and with no hassle.)
- **EZ to Get Started** – A quick, 5-minute video will show you everything you need to know.
- **EZ to Use** – Just enter your target compounds, and in seconds, the EZGC™ system gives you a customized method, including column, conditions, and model chromatogram.
- **EZ to Analyze** – Model chromatograms are fully interactive. Zoom in, view chemical structures, and even overlay mass spectra.
- **EZ to Save** – Print your chromatogram and custom settings, or save them for future reference.

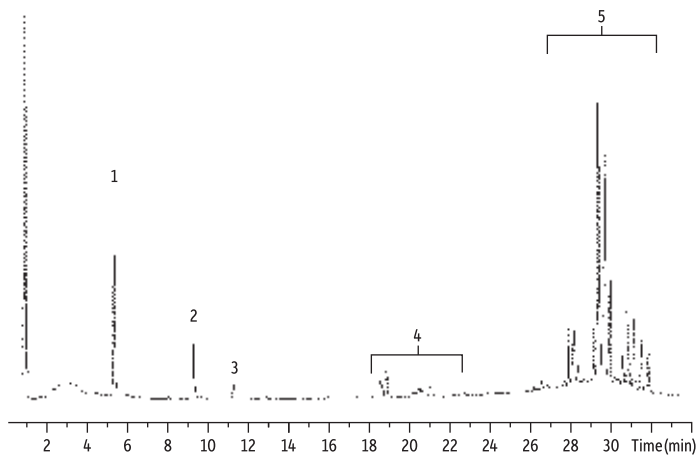


Start developing incredible GC methods today!

[www.restek.com/ezgc](http://www.restek.com/ezgc)

## Egg Pasta Sterols &amp; Glycerides on Rtx®-65TG

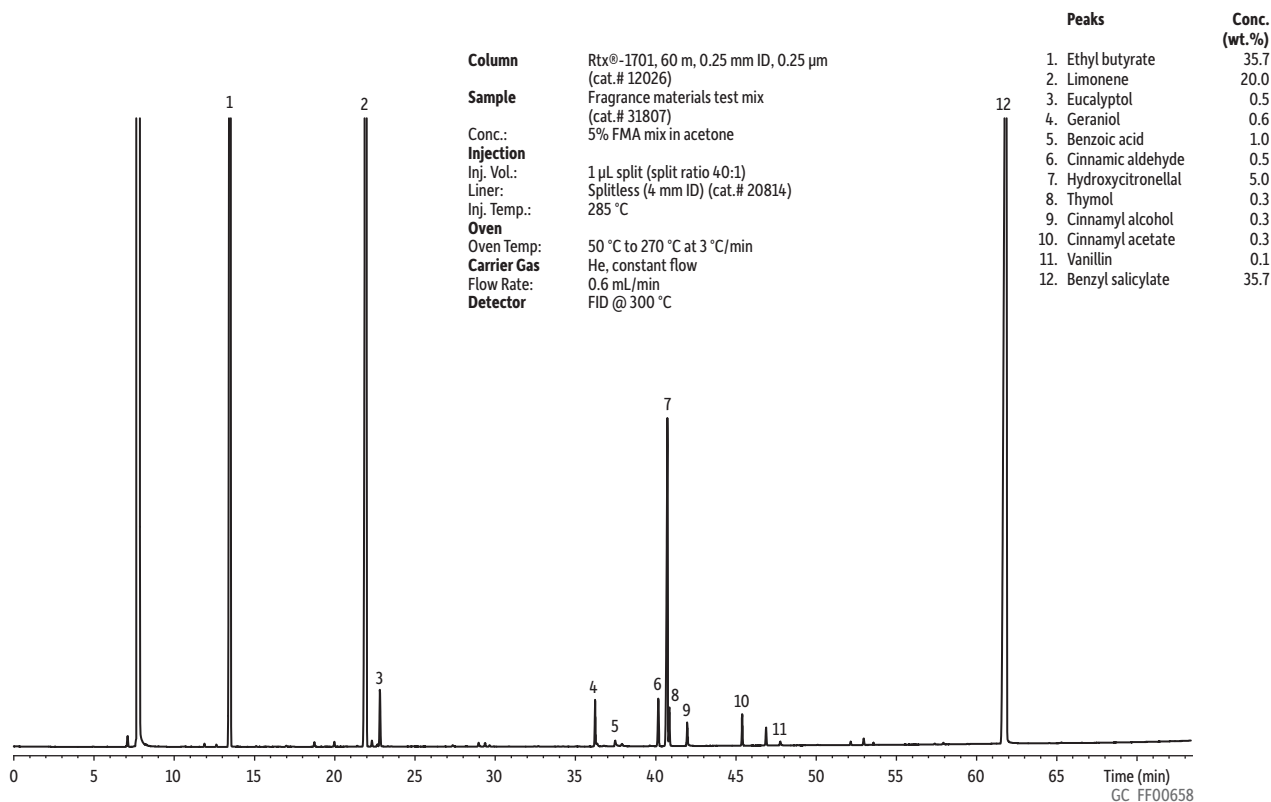
- Peaks**
1. Squalene (IS)
  2. Cholesterol
  3.  $\beta$ -Sitosterol
  4. Diglycerides
  5. Triglycerides



GC\_FF01046


**Column** Rtx®-65TG, 30 m, 0.25 mm ID, 0.10  $\mu$ m (cat.# 17008)  
**Sample** Fat extract from egg pasta in diethyl ether solution with 3,000 ppm squalene (IS)  
**Conc.:** 50  $\mu$ g/mL  
**Injection**  
**Inj. Vol.:** 0.5  $\mu$ L pvtv split (split ratio 80:1)  
**Inlet Temp.**  
**Program:** 70 °C (hold 12 min) to 370 °C at 99 °C/min (hold 5 min)  
**Oven**  
**Oven Temp:** 220 °C (hold 2 min) to 360 °C at 5 °C/min (hold 5 min)  
**Carrier Gas** H<sub>2</sub>, constant flow  
**Flow Rate:** 1.5 mL/min  
**Detector** FID @ 370 °C  
**Acknowledgement** Daniele Naviglio, Fabiana Pizzolongo; Dipartimento di Scienza degli Alimenti – Università degli Studi di Napoli “Federico II” – Via Università, 100 - 80055 Portici (NA) – Italia

## 5% Fragrance Materials Association Mix on Rtx®-1701



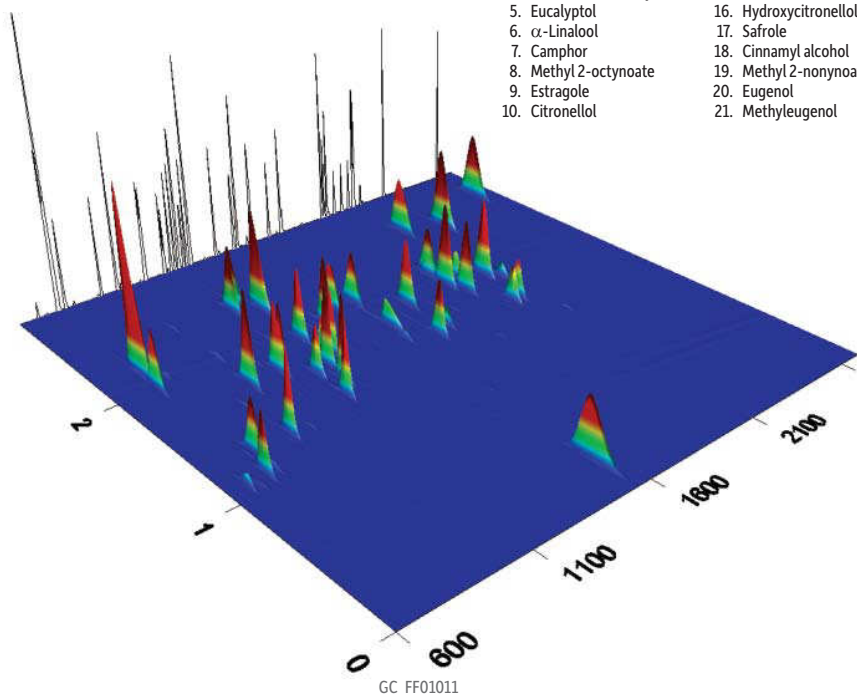


Fragrance Allergens on Rxi®-1ms & Rxi®-17 (GC x GC)



GC\_FF01010

- | Peaks                  |                                  |                                  |                            |
|------------------------|----------------------------------|----------------------------------|----------------------------|
| 1. Limonene            | 11. Citral 1                     | 22. Coumarin                     | 32. Amylcinnamyl alcohol 2 |
| 2. 1-Fluoronaphthalene | 12. <i>trans</i> -Cinnamaldehyde | 23. Hydroxycitronellol           | 33. Farnesol 1             |
| 3. Benzyl alcohol      | 13. Geraniol                     | 24. Iso-eugenol                  | 34. Farnesol 2             |
| 4. Benzeneacetaldehyde | 14. Citral 2                     | 25. $\alpha$ -Isomethyl ionone 1 | 35. Hexyl cinnamal 1       |
| 5. Eucalyptol          | 15. Anise alcohol                | 26. Lilial                       | 36. Benzyl benzoate        |
| 6. $\alpha$ -Linalool  | 16. Hydroxycitronellol           | 27. $\alpha$ -Isomethyl ionone 2 | 37. Hexyl cinnamal 2       |
| 7. Camphor             | 17. Safrole                      | 28. Amyl cinnamal                | 38. Benzyl salicylate      |
| 8. Methyl 2-octynoate  | 18. Cinnamyl alcohol             | 29. Lyril 1                      | 39. Benzyl cinnamate       |
| 9. Estragole           | 19. Methyl 2-nonynoate           | 30. Lyril 2                      |                            |
| 10. Citronellol        | 20. Eugenol                      | 31. Amylcinnamyl alcohol 1       |                            |
|                        | 21. Methyl eugenol               |                                  |                            |



GC\_FF01011

**Column**  
 Rxi®-1ms 30 m, 0.25 mm ID, 0.25  $\mu$ L (cat.# 13323)  
 Rxi®-17 1 m, 0.10 mm ID, 0.10  $\mu$ m (cat.# 13501)  
 Fragrance allergens  
 MTBE

**Sample**  
 Diluent:  
 Injection  
 Inj. Vol.: 0.2  $\mu$ L split (split ratio 200:1)  
 Liner: 4 mm laminar cup splitter (cat.# 20801)  
 Inj. Temp.: 250 °C

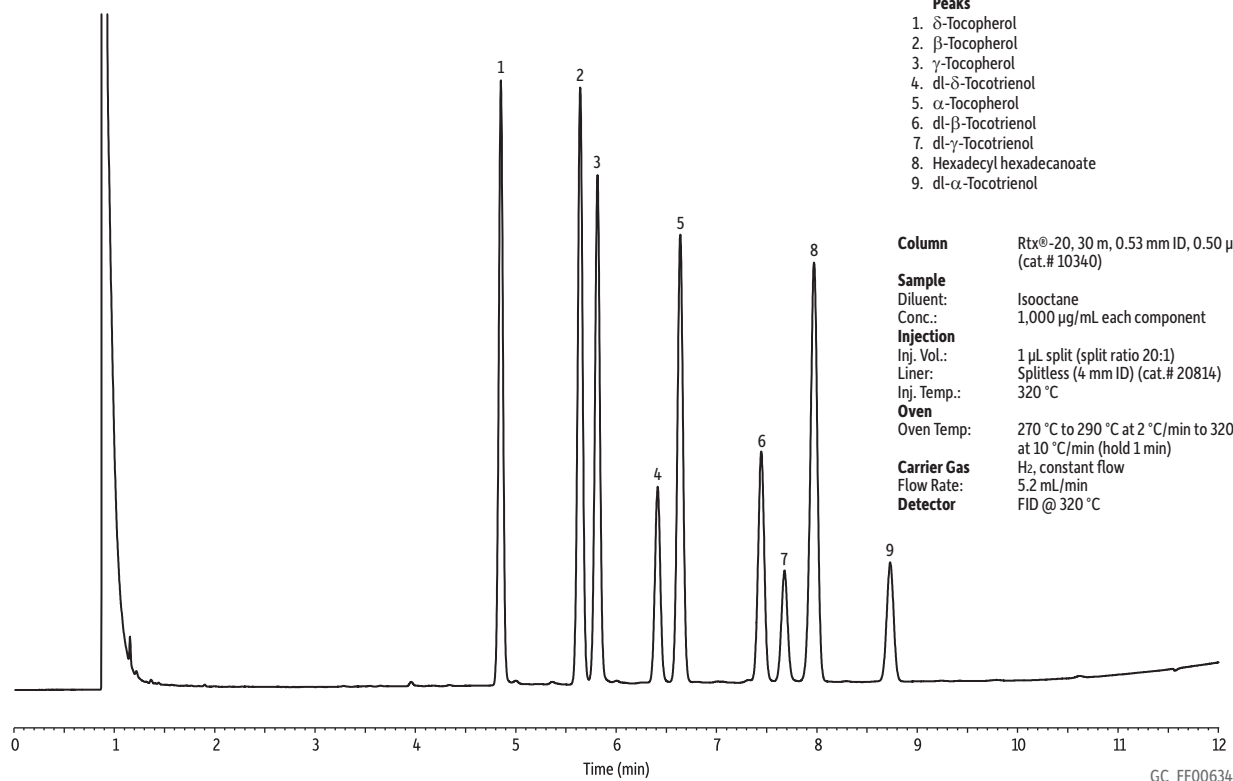
**Oven**  
 Oven Temp:  
 Rxi®-1ms: 40 °C (hold 1 min) to 240 °C at 4 °C/min  
 Rxi®-17: 45 °C (hold 1 min) to 245 °C at 4 °C/min  
 He, corrected constant flow (2 mL/min)

**Carrier Gas Modulation**  
 Modulator Temp.  
 Offset: 20 °C  
 Second Dimension  
 Separation Time: 3 sec  
 Hot Pulse Time: 0.8 sec  
 Cool Time  
 between Stages: 0.7 sec

**Detector**  
 Constant Column  
 + Constant  
 Make-up: 50 mL/min  
 Data Rate: 200 Hz

**Notes**  
 Additional Detector Conditions:  
 Hydrogen: 40 mL/min  
 Air: 450 mL/min


## Tocopherols and Tocotrienols on Rtx®-20



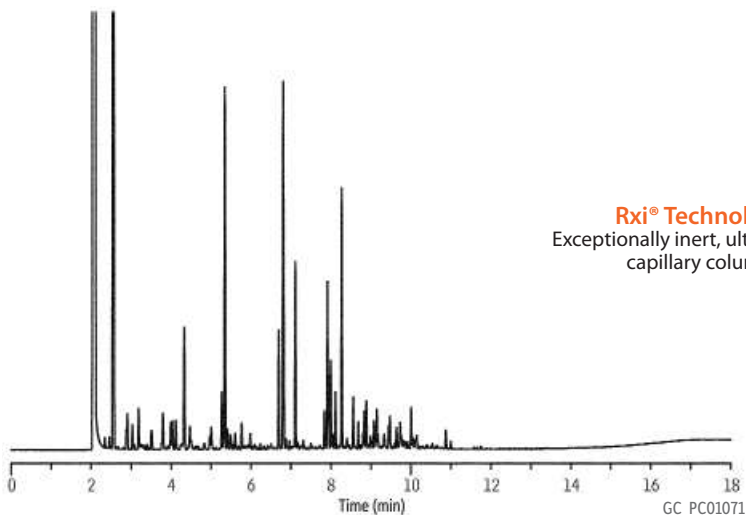
## Chromatogram Search Tool

Search by **compound name**,  
**synonym**, **CAS #**, or **keyword**

[www.restek.com/chromatograms](http://www.restek.com/chromatograms)



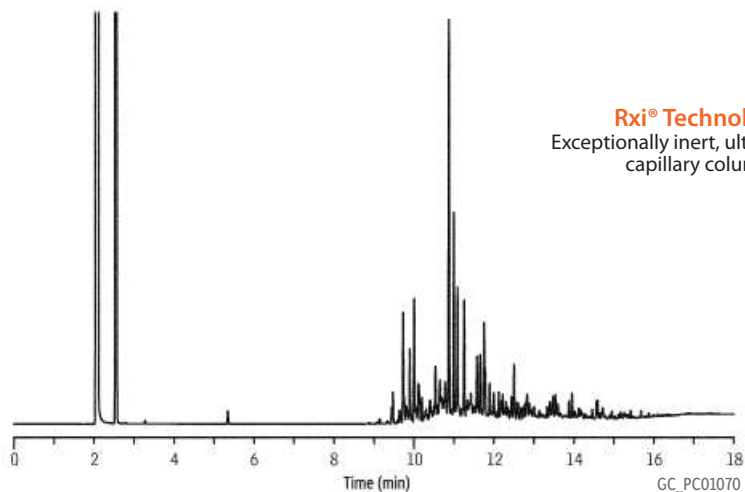
## Unleaded Gasoline on Rxi®-1ms



**Rxi® Technology!**  
Exceptionally inert, ultra low-bleed  
capillary columns.

<b>Column</b>	Rxi®-1ms, 30 m, 0.25 mm ID, 0.25 µm (cat.# 13323)
<b>Sample</b>	Unleaded gasoline: unweathered (cat.# 30096)
<b>Diluent:</b>	Methanol
<b>Conc.:</b>	5,000 µg/mL
<b>Injection</b>	
<b>Inj. Vol.:</b>	1.0 µL split (split ratio 20:1)
<b>Liner:</b>	Splitless taper (4 mm) w/wool (cat.# 22405)
<b>Inj. Temp.:</b>	250 °C
<b>Oven</b>	
<b>Oven Temp:</b>	50 °C (hold 2 min) to 75 °C at 10 °C/min to 300 °C at 20 °C/min (hold 5 min)
<b>Carrier Gas</b>	He, constant flow
<b>Linear Velocity:</b>	28 cm/sec
<b>Detector</b>	FID @ 300 °C

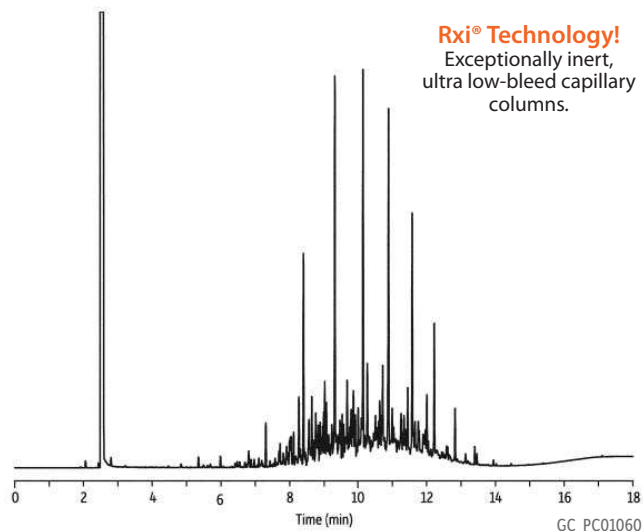
## 99% Weathered Unleaded Gasoline on Rxi®-1ms



**Rxi® Technology!**  
Exceptionally inert, ultra low-bleed  
capillary columns.

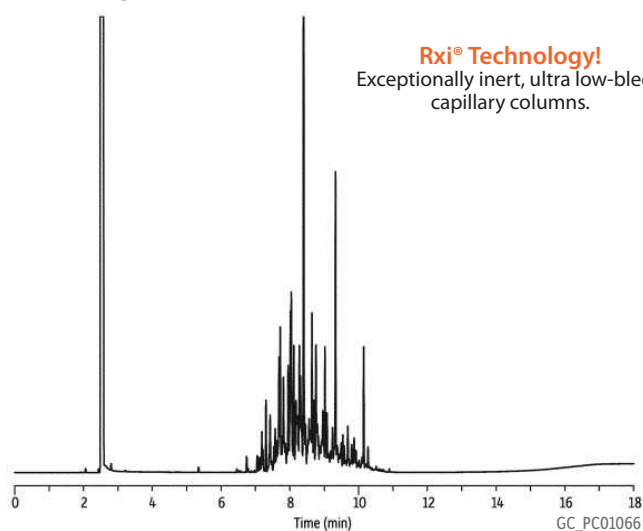
<b>Column</b>	Rxi®-1ms, 30 m, 0.25 mm ID, 0.25 µm (cat.# 13323)
<b>Sample</b>	Unleaded gasoline: 99% weathered (cat.# 30436)
<b>Diluent:</b>	Methanol
<b>Conc.:</b>	5,000 µg/mL
<b>Injection</b>	
<b>Inj. Vol.:</b>	1.0 µL split (split ratio 20:1)
<b>Liner:</b>	Splitless taper (4 mm) w/wool (cat.# 22405)
<b>Inj. Temp.:</b>	250 °C
<b>Oven</b>	
<b>Oven Temp:</b>	50 °C (hold 2 min) to 75 °C at 10 °C/min to 300 °C at 20 °C/min (hold 5 min)
<b>Carrier Gas</b>	He, constant flow
<b>Linear Velocity:</b>	28 cm/sec
<b>Detector</b>	FID @ 300 °C

## Unweathered Kerosene on Rxi®-1 ms



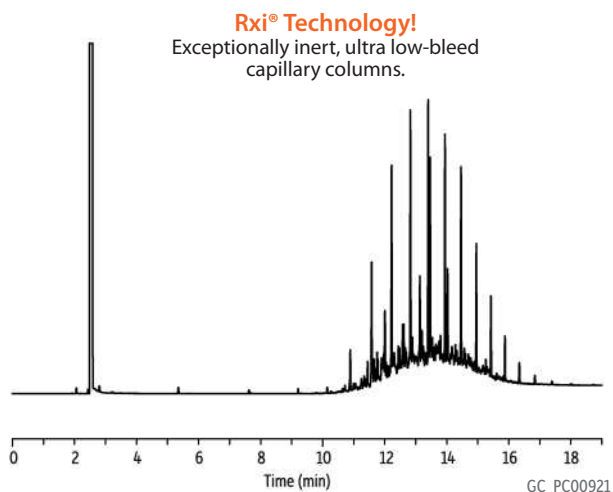
**Column** Rxi®-1ms, 30 m, 0.25 mm ID, 0.25 µm (cat.# 13323)  
**Sample** Kerosene: unweathered (cat.# 31229)  
**Diluent:** Methylene chloride  
**Conc.:** 5,000 µg/mL  
**Injection**  
**Inj. Vol.:** 1 µL split (split ratio 20:1)  
**Liner:** Splitless taper (4 mm) w/wool (cat.# 22405)  
**Inj. Temp.:** 250 °C  
**Oven**  
**Oven Temp:** 50 °C (hold 2 min) to 75 °C at 10 °C/min to 300 °C at 20 °C/min (hold 5 min)  
**Carrier Gas** He, constant linear velocity  
**Linear Velocity:** 28 cm/sec @ 50 °C  
**Detector** FID @ 300 °C

## Mineral Spirits on Rxi®-1 ms



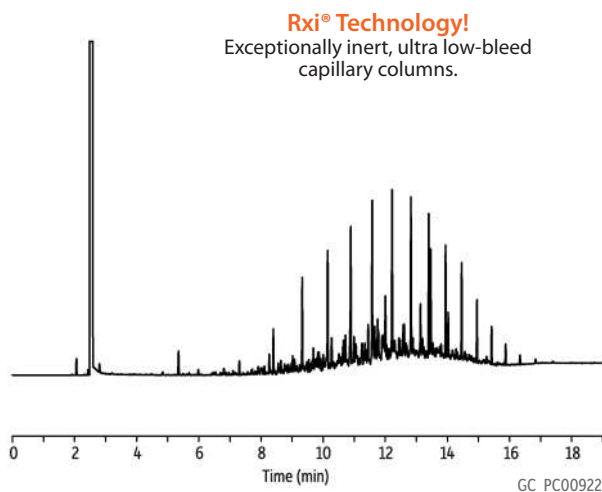
**Column** Rxi®-1ms, 30 m, 0.25 mm ID, 0.25 µm (cat.# 13323)  
**Sample** Mineral spirits: unweathered (cat.# 31225)  
**Diluent:** Methylene chloride  
**Conc.:** 5,000 µg/mL  
**Injection**  
**Inj. Vol.:** 1.0 µL split (split ratio 20:1)  
**Liner:** Splitless taper (4 mm) w/wool (cat.# 22405)  
**Inj. Temp.:** 250 °C  
**Oven**  
**Oven Temp:** 50 °C (hold 2 min) to 75 °C at 10 °C/min to 300 °C at 20 °C/min (hold 5 min)  
**Carrier Gas** He, constant flow  
**Linear Velocity:** 28 cm/sec  
**Detector** FID @ 300 °C

## 50% Weathered Diesel Fuel #2 on Rxi®-1 ms



**Column** Rxi®-1ms, 30 m, 0.25 mm ID, 0.50 µm (cat.# 13338)  
**Sample** Diesel fuel #2: 50% weathered (cat.# 31235)  
**Diluent:** Methylene chloride  
**Conc.:** 5,000 µg/mL  
**Injection**  
**Inj. Vol.:** 1.0 µL split (split ratio 20:1)  
**Liner:** Splitless taper (4 mm) w/wool (cat.# 22405)  
**Inj. Temp.:** 250 °C  
**Oven**  
**Oven Temp:** 50 °C (hold 2 min) to 75 °C at 10 °C/min to 300 °C at 20 °C/min (hold 5 min)  
**Carrier Gas** He, constant linear velocity  
**Linear Velocity:** 28 cm/sec @ 50 °C  
**Detector** FID @ 300 °C

## Unweathered Diesel Fuel #2 on Rxi®-1 ms



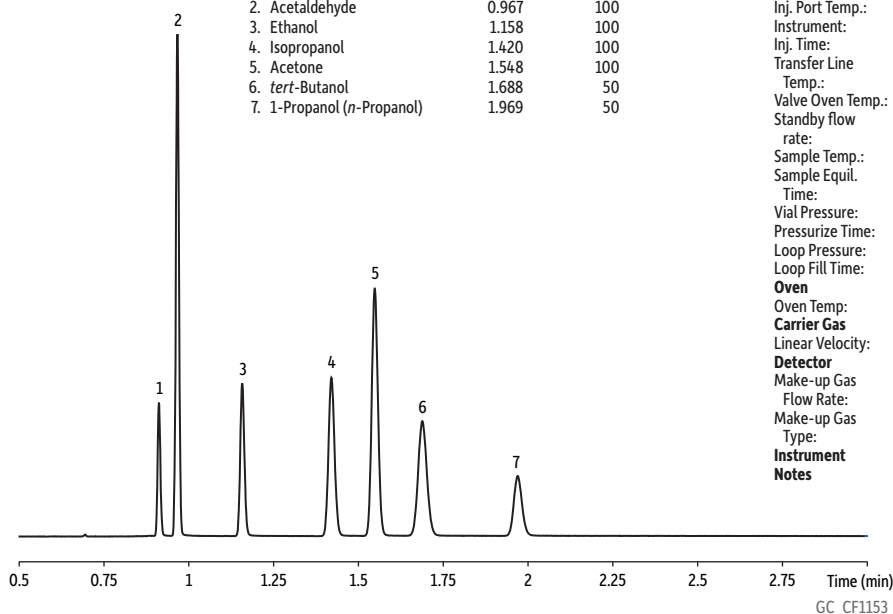
**Column** Rxi®-1ms, 30 m, 0.25 mm ID, 0.50 µm (cat.# 13338)  
**Sample** Diesel fuel #2: unweathered (cat.# 31233)  
**Diluent:** Methylene chloride  
**Conc.:** 5,000 µg/mL  
**Injection**  
**Inj. Vol.:** 1.0 µL split (split ratio 20:1)  
**Liner:** Splitless taper (4 mm) w/wool (cat.# 22405)  
**Inj. Temp.:** 250 °C  
**Oven**  
**Oven Temp:** 50 °C (hold 2 min) to 75 °C at 10 °C/min to 300 °C at 20 °C/min (hold 5 min)  
**Carrier Gas** He, constant linear velocity  
**Linear Velocity:** 28 cm/sec @ 50 °C  
**Detector** FID @ 300 °C

## Blood Alcohol Analysis on Rtx®-BAC Plus 1



- Baseline separation of all compounds.
- Symmetrical alcohol peaks.

Peaks	tr (min)	Conc. (µg/mL)
1. Methanol	0.912	100
2. Acetaldehyde	0.967	100
3. Ethanol	1.158	100
4. Isopropanol	1.420	100
5. Acetone	1.548	100
6. <i>tert</i> -Butanol	1.688	50
7. 1-Propanol ( <i>n</i> -Propanol)	1.969	50



**Column Sample** Rtx®-BAC Plus 1, 30 m, 0.32 mm ID, 1.8 µm (cat.# 18004)  
BAC resolution control standard n-P (cat.# 36010)  
BAC resolution control standard t-B (cat.# 36011)

**Diluent:** Water  
**Conc.:** 50 µL of each standard were diluted in 900 µL water in a 20 mL headspace vial.

**Injection** Headspace-loop split (split ratio 50:1)  
1 mm ID straight inlet liner (cat.# 20972)

**Liner:**

**Headspace-Loop**  
Inj. Port Temp.: 200 °C  
Instrument: Tekmar HT3  
Inj. Time: 3 min  
Transfer Line Temp.: 125 °C  
Valve Oven Temp.: 125 °C  
Standby flow rate: 50 mL/min  
Sample Temp.: 60 °C  
Sample Equil. Time: 5 min  
Vial Pressure: 30 psi  
Pressurize Time: 1 min  
Loop Pressure: 20 psi  
Loop Fill Time: 1 min

**Oven**  
Oven Temp: 40 °C (hold 3 min)  
**Carrier Gas** He, constant flow  
Linear Velocity: 80 cm/sec @ 40 °C

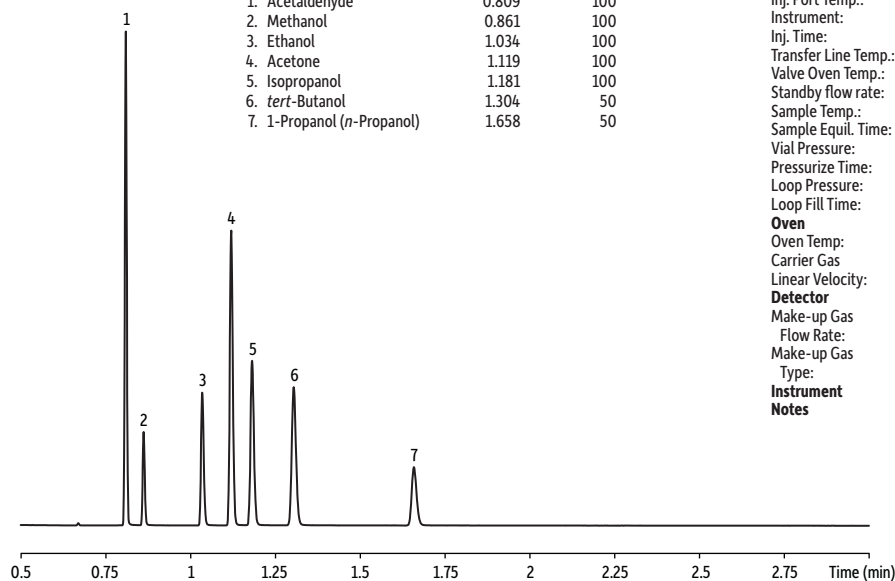
**Detector**  
Make-up Gas Flow Rate: 30 mL/min  
Make-up Gas Type: N<sub>2</sub>  
**Instrument Notes** Agilent/HP6890 GC  
Headspace concentrator courtesy of Teledyne Tekmar, Mason, OH.

## Blood Alcohol Analysis on Rtx®-BAC Plus 2



- Narrow, highly symmetrical peaks.
- All compounds separated in a fast, 2-minute analysis.

Peaks	tr (min)	Conc. (µg/mL)
1. Acetaldehyde	0.809	100
2. Methanol	0.861	100
3. Ethanol	1.034	100
4. Acetone	1.119	100
5. Isopropanol	1.181	100
6. <i>tert</i> -Butanol	1.304	50
7. 1-Propanol ( <i>n</i> -Propanol)	1.658	50



**Column Sample** Rtx®-BAC Plus 2, 30 m, 0.32 mm ID, 0.6 µm (cat.# 18006)  
BAC resolution control standard n-P (cat.# 36010)  
BAC resolution control standard t-B (cat.# 36011)

**Diluent:** Water  
**Conc.:** 50 µL of each standard were diluted in 900 µL water in a 20 mL headspace vial.

**Injection** Headspace-loop split (split ratio 50:1)  
1 mm ID straight inlet liner (cat.# 20972)

**Liner:**

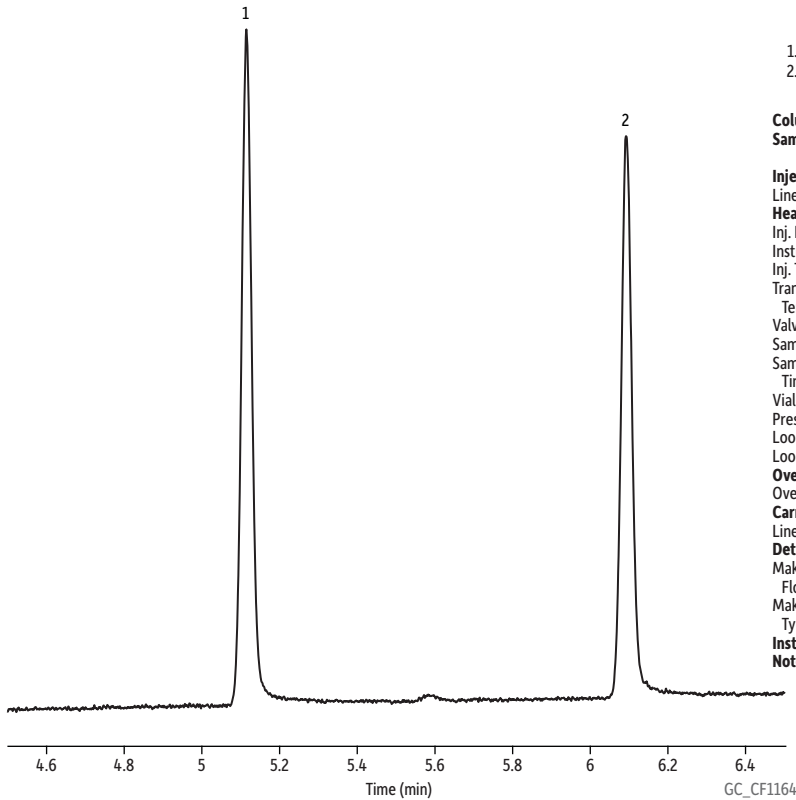
**Headspace-Loop**  
Inj. Port Temp.: 200 °C  
Instrument: Tekmar HT3  
Inj. Time: 3 min  
Transfer Line Temp.: 125 °C  
Valve Oven Temp.: 125 °C  
Standby flow rate: 50 mL/min  
Sample Temp.: 60 °C  
Sample Equil. Time: 5 min  
Vial Pressure: 30 psi  
Pressurize Time: 1 min  
Loop Pressure: 20 psi  
Loop Fill Time: 1 min

**Oven**  
Oven Temp: 40 °C (hold 3 min)  
**Carrier Gas** He, constant flow  
Linear Velocity: 80 cm/sec @ 40 °C

**Detector**  
Make-up Gas Flow Rate: 30 mL/min  
Make-up Gas Type: N<sub>2</sub>  
**Instrument Notes** Agilent/HP6890 GC  
Headspace concentrator courtesy of Teledyne Tekmar, Mason, OH.



GHB Analysis (GBL and AMGBL) on Rtx®-BAC Plus 1



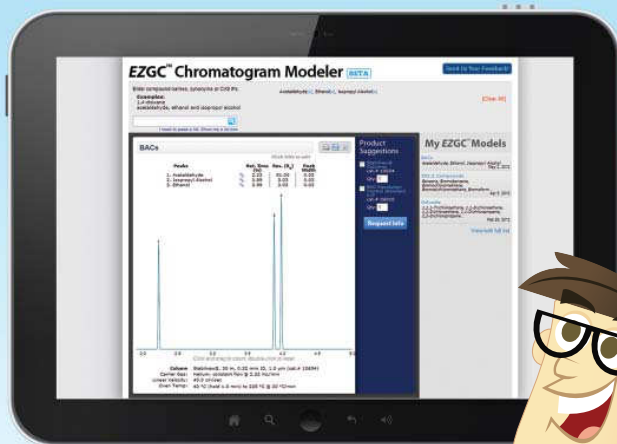
**Peaks**  
1. GBL  
2. AMGBL

**Column** Rtx®-BAC Plus 1, 30 m, 0.32 mm ID, 1.8 µm (cat.# 18004)  
**Sample** Gamma-butyrolactone (GBL) (cat.# 34077)  
 Alpha-methylene-gamma-butyrolactone (AMGBL) (cat.# 34079)  
**Injection** Headspace-loop split (split ratio 10:1)  
**Liner:** 1 mm straight inlet liner (cat.# 20972)  
**Headspace-Loop**  
 Inj. Port Temp.: 200 °C  
 Instrument: Tekmar HT3  
 Inj. Time: 1 min  
 Transfer Line  
 Temp.: 125 °C  
 Valve Oven Temp.: 125 °C  
 Sample Temp.: 100 °C  
 Sample Equil.  
 Time: 10 min  
 Vial Pressure: 30 psi  
 Pressurize Time: 2 min  
 Loop Pressure: 20 psi  
 Loop Fill Time: 1 min  
**Oven**  
 Oven Temp: 80 °C (hold 0 min) to 180 °C at 10 °C/min (hold 0 min)  
**Carrier Gas**  
 Linear Velocity: 48 cm/sec  
**Detector**  
 Make-up Gas  
 Flow Rate: 30 mL/min  
 Make-up Gas  
 Type: N<sub>2</sub>  
**Instrument**  
 Agilent/HP6890 GC  
**Notes**  
 Sample was prepared by injecting 1 µL of each standard into a capped headspace vial. The mass of each compound inside the headspace vial was 1 µg.

Headspace concentrator courtesy of Teledyne Tekmar, Mason, OH.

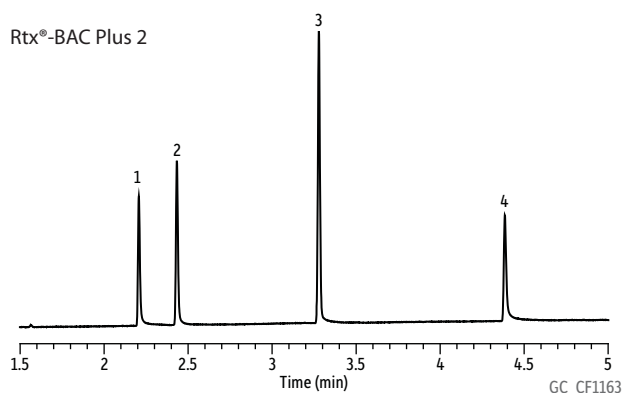
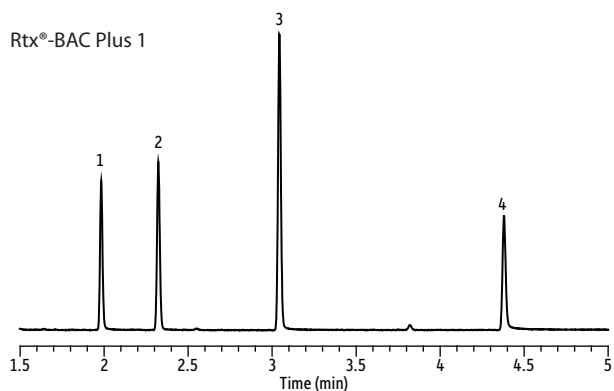
Now Online! Our EZGC™ Web App Will Kick-Start Your GC Method Development

- **EZ to Register** – If you have a Restek login, you're already done! (And if you don't, you can get one at no charge and with no hassle.)
- **EZ to Get Started** – A quick, 5-minute video will show you everything you need to know.
- **EZ to Use** – Just enter your target compounds, and in seconds, the EZGC™ system gives you a customized method, including column, conditions, and model chromatogram.
- **EZ to Analyze** – Model chromatograms are fully interactive. Zoom in, view chemical structures, and even overlay mass spectra.
- **EZ to Save** – Print your chromatogram and custom settings, or save them for future reference.



Start developing incredible GC methods today! [www.restek.com/ezgc](http://www.restek.com/ezgc)

## Glycols on Rtx®-BAC Plus 1 and 2 Column Set



Peaks	BAC Plus 1 tr (min)	BAC Plus 2 tr (min)
1. Ethylene glycol	1.983	2.207
2. Propylene glycol	2.323	2.433
3. 1,3-Propanediol	3.043	3.278
4. Diethylene glycol	4.380	4.385

**Columns** Rtx®-BAC Plus 1 30 m, 0.32 mm ID, 1.8 µm (cat.# 18004) and Rtx®-BAC Plus 2 30 m, 0.32 mm ID, 0.6 µm (cat.# 18006) using Rxi® guard column 5 m, 0.32 mm ID (cat.# 10039) with Universal "Y" Press-Tight® connector (cat.# 20405-261)

**Sample**  
 Diluent: Methanol:water (40:60)  
 Conc.: 200 µg/mL each glycol  
**Injection**  
 Inj. Vol.: 1 µL split (split ratio 20:1)  
 Liner: Sky® 4 mm straight inlet liner w/wool (cat.# 23300.1)  
 Inj. Temp.: 260 °C

**Oven**  
 Oven Temp: 60 °C (hold 0 min) to 240 °C at 20 °C/min (hold 5 min)

**Carrier Gas**  
 He, constant flow  
 Linear Velocity: 70 cm/sec

**Detector**  
 FID @ 240 °C

**Make-up Gas**  
 Flow Rate: 30 mL/min

**Make-up Gas**  
 Type: N<sub>2</sub>

**Instrument**  
 Agilent/HP6890 GC

**Notes**  
 The Rtx®-BAC Plus 1 and Plus 2 columns were connected to the injection port using a ~12 inch section of guard column between the injection port and the universal "Y" Press-Tight® connector.

Injections were performed manually with a Merlin Microshot injector (cat.# 22229).



## free literature

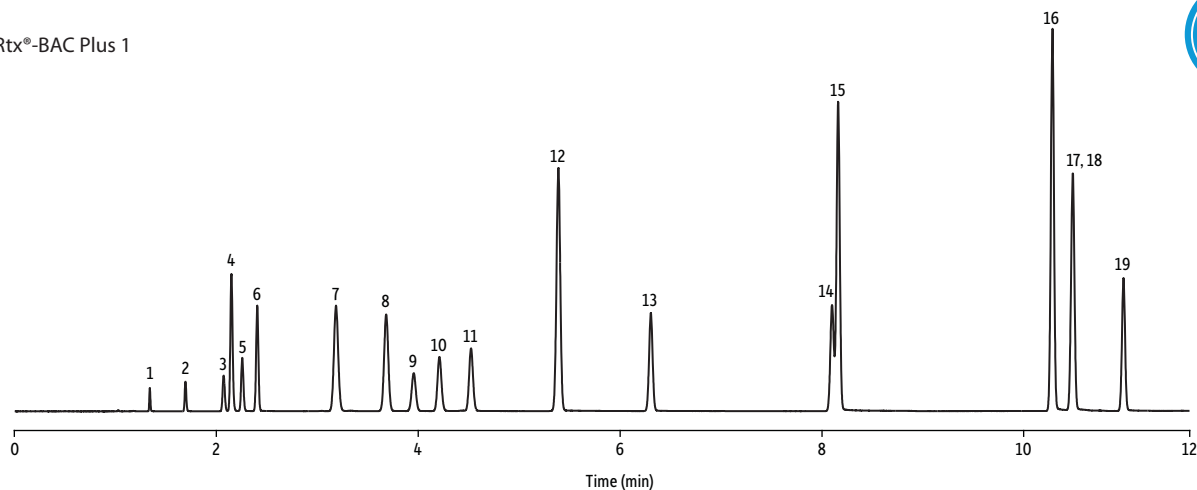
Rtx®-BAC Plus 1 and Rtx®-BAC Plus 2 Columns:  
 Advanced Technology for Fast, Reliable  
 Measurement of Alcohol in Blood

Download your free copy from [www.restek.com](http://www.restek.com)

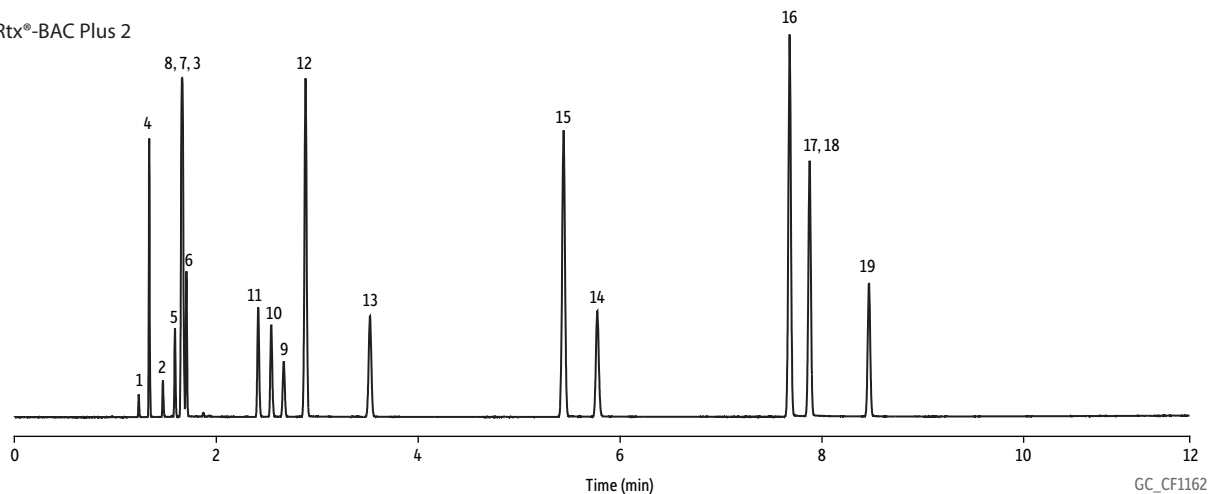
lit. cat.# CFBR1538-UNV

## Inhalants on Rtx®-BAC Plus 1 and Plus 2 Column Set

Rtx®-BAC Plus 1



Rtx®-BAC Plus 2



**Columns** Rtx®-BAC Plus 1 30 m, 0.32 mm ID, 1.8 µm (cat.# 18004)  
and Rtx®-BAC Plus 2 30 m, 0.32 mm ID, 0.6 µm (cat.# 18006)  
using Rxi® guard column 5 m, 0.32 mm ID (cat.# 10039)  
with universal "Y" Press-Tight® connector (cat.# 20405-261)

**Sample**  
Diluent: Water  
Conc.: 50 µg/mL each inhalant  
**Injection** Headspace-loop split (split ratio 50:1)  
Liner: 1 mm straight inlet liner (cat.# 20972)

**Headspace-Loop**

Inj. Port Temp.: 220 °C  
Instrument: Tekmar HT3  
Inj. Time: 3 min  
Transfer Line Temp.: 125 °C  
Valve Oven Temp.: 125 °C  
Sample Temp.: 70 °C  
Sample Equil. Time: 5 min  
Vial Pressure: 30 psi  
Pressurize Time: 2 min  
Loop Pressure: 20 psi  
Loop Fill Time: 1 min

**Oven**

Oven Temp: 40 °C (hold 4 min) to 120 °C at 10 °C/min (hold 0 min)

**Carrier Gas** He, constant flow

Linear Velocity: 50 cm/sec

**Detector** FID @ 240 °C

Make-up Gas

Flow Rate: 30 mL/min

Make-up Gas Type: N<sub>2</sub>

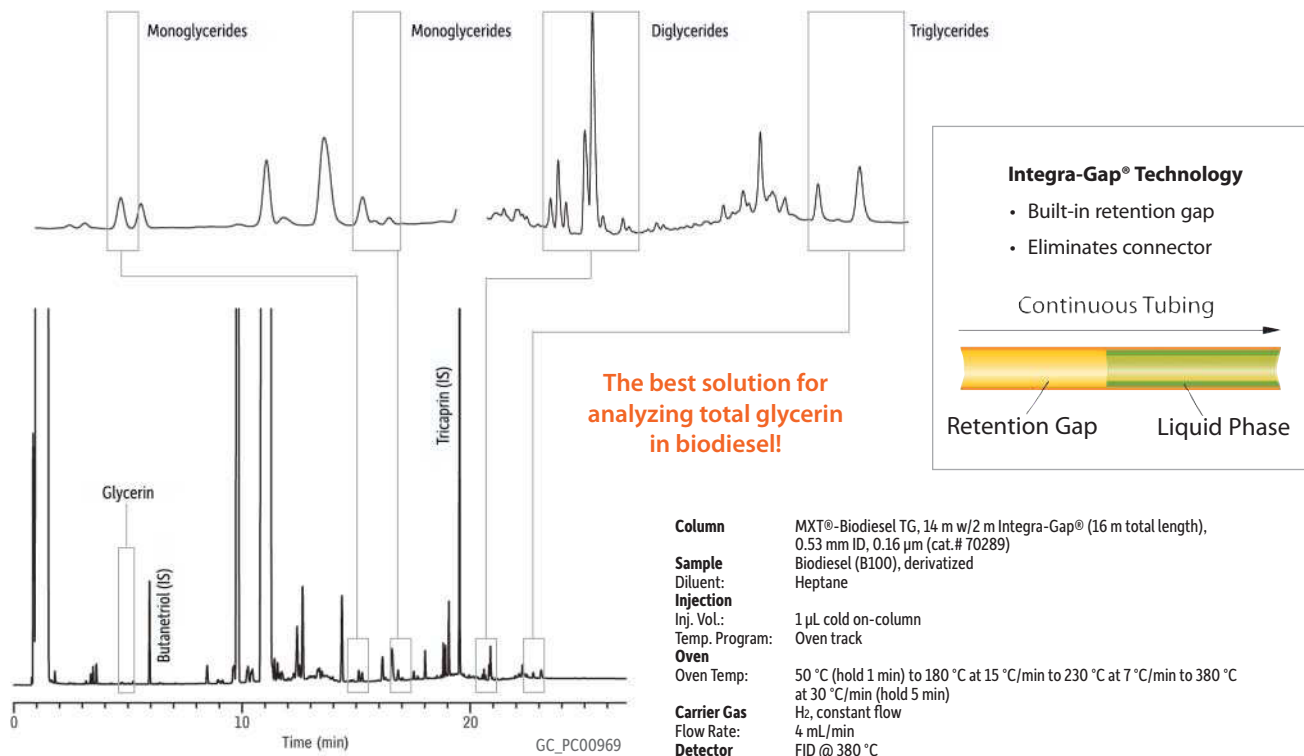
**Instrument** Agilent/HP6890 GC

**Notes** The Rtx®-BAC Plus 1 and Plus 2 columns were connected to the injection port using a ~12 inch section of guard column between the injection port and the universal Y Press-Tight® connector.

Headspace concentrator courtesy of Teledyne Tekmar, Mason, OH.

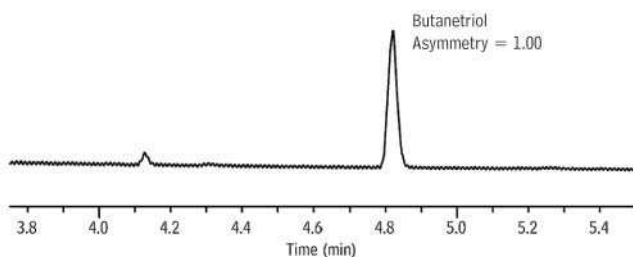
Peaks	BAC Plus 1	BAC Plus 2
	t <sub>r</sub> (min)	t <sub>r</sub> (min)
1. Methanol	1.340	1.230
2. Ethanol	1.694	1.470
3. Isopropanol	2.072	1.660
4. Diethyl ether	2.149	1.334
5. Acetone	2.256	1.589
6. Methylene chloride	2.405	1.703
7. MTBE	3.185	1.660
8. Hexane	3.683	1.660
9. Chloroform	3.956	2.667
10. MEK	4.210	2.543
11. Ethyl acetate	4.524	2.414
12. Benzene	5.390	2.883
13. Trichloroethylene	6.306	3.522
14. MIBK	8.101	5.775
15. Toluene	8.162	5.440
16. Ethylbenzene	10.286	7.681
17. <i>m</i> -Xylene	10.487	7.879
18. <i>p</i> -Xylene	10.487	7.879
19. <i>o</i> -Xylene	10.990	8.467

### Total Glycerin in Biodiesel on MXT®-Biodiesel TG

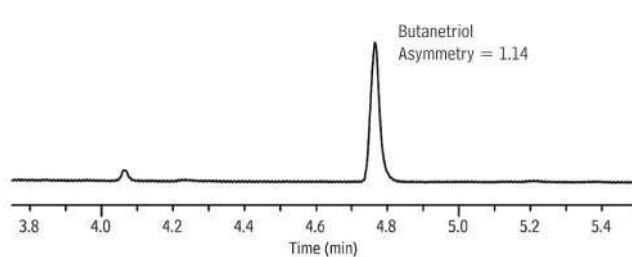


### Biodiesel Oil (B100) on Rtx®-Biodiesel TG

A. Rtx®-Biodiesel TG with Alumaseal® connector and 2 meters of 0.53 mm ID Hydroguard® tubing

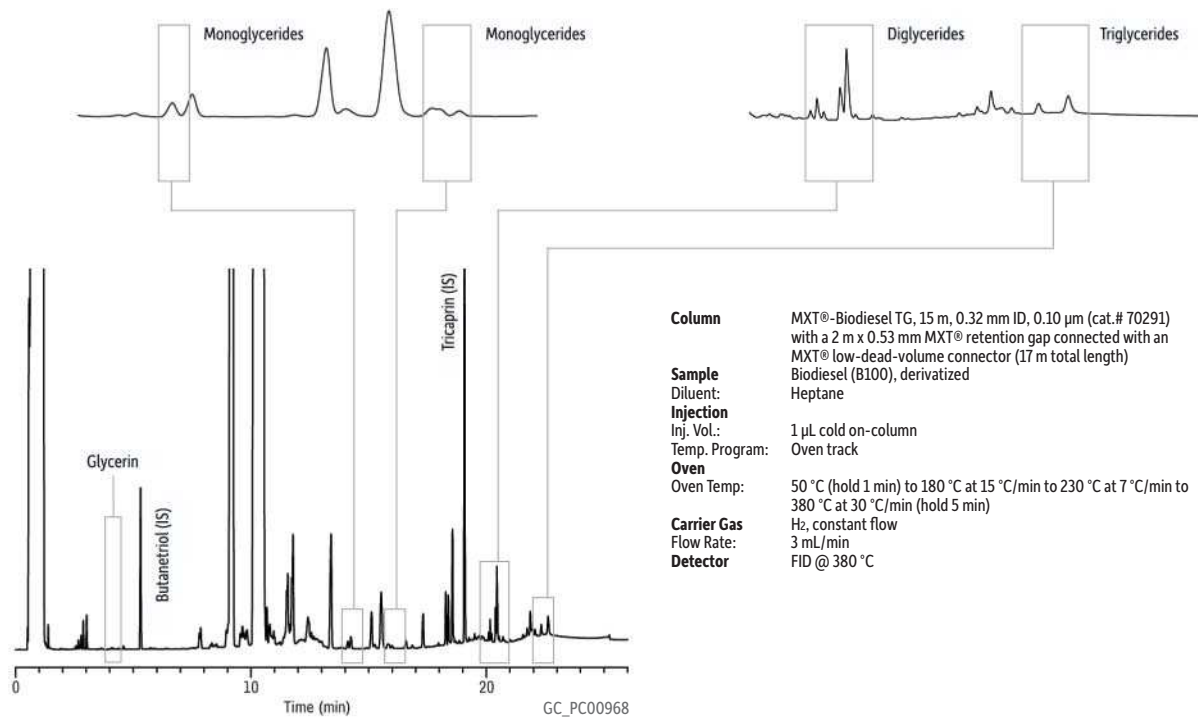


B. Rtx®-Biodiesel TG with universal Press-Tight® connector and 2 meters of 0.53 mm ID Hydroguard® tubing

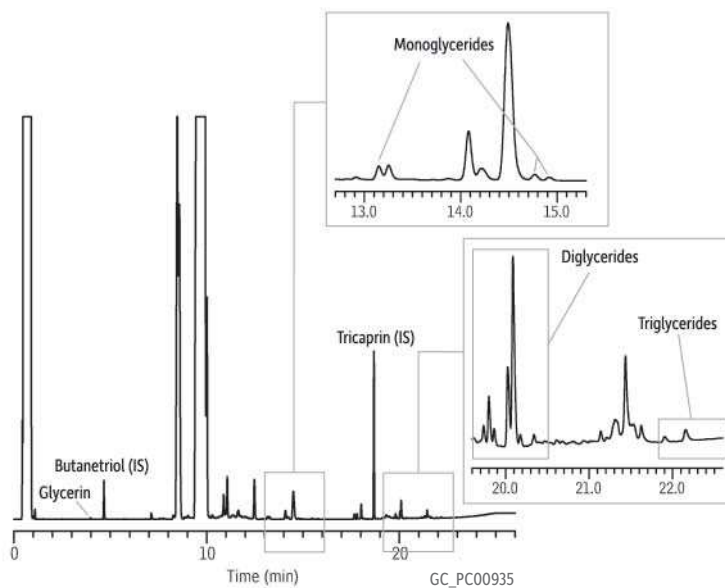


**Column** Rtx®-Biodiesel TG, 10 m, 0.32 mm ID, 0.10 µm (cat.# 10291) using Hydroguard® retention gap 2 m, 0.53 mm ID  
**Sample** Biodiesel (B100) with butanetriol  
**Conc.:** 12.5 ppm (12.5 ng on-column)  
**Injection** 1.0 µL cold on-column  
**Inj. Vol.:** Oven track mode  
**Temp. Program:** Oven track mode  
**Oven**  
**Oven Temp:** 50 °C (hold 1 min) to 180 °C at 15 °C/min to 230 °C at 7 °C/min to 380 °C at 30 °C/min (hold 5 min)  
**Carrier Gas** H<sub>2</sub>, constant flow  
**Flow Rate:** 4 mL/min  
**Linear Velocity:** 79 cm/sec  
**Detector** FID @ 380 °C

## B100 on MXT®-Biodiesel TG



## ASTM D6584 Derivatized B100 and Internal Standards on MXT®-Biodiesel TG



**Column** MXT®-Biodiesel TG w/2 m x 0.53 mm retention gap, 10 m, 0.32 mm ID, 0.10  $\mu$ m (cat.# 70290)

**Sample** B100 + IS butanetriol & tricaprins derivatized with MSTFA as per ASTM D6584

**Injection** Inj. Vol.: 1.0  $\mu$ L cold on-column

**Temp. Program:** Oven track

**Oven** Oven Temp: 50 °C (hold 1 min) to 180 °C at 15 °C/min to 230 °C at 7 °C/min to 430 °C at 30 °C/min (hold 5 min)

**Carrier Gas** H<sub>2</sub>, constant flow


**Flow Rate:** 4 mL/min

**Detector** FID @ 430 °C



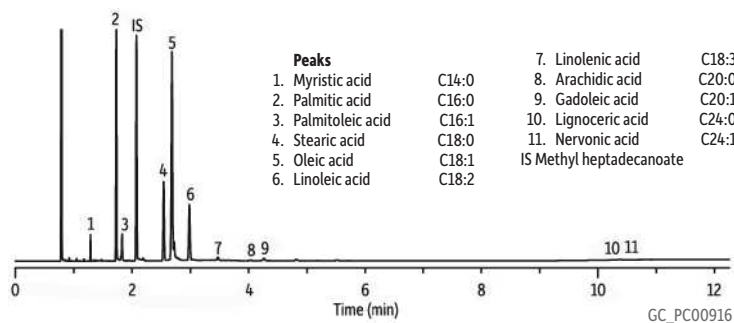
## FAMES in Biodiesel Oils on Stabilwax®

Soy FAMES in Biodiesel Oils on Stabilwax®



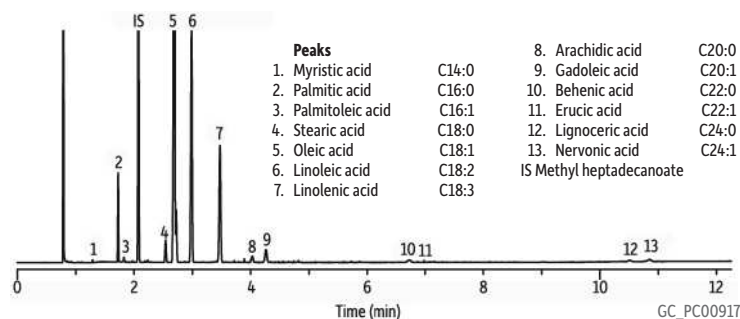
**Column** Stabilwax®, 30 m, 0.32 mm ID, 0.25 µm (cat.# 10624)  
**Sample** Soy source of biodiesel (B100), prepared according to European Method EN 14103  
**Injection**  
 Inj. Vol.: 1.0 µL split (split ratio 100:1)  
 Liner: Cyclosplitter® (cat.# 20706)  
 Inj. Temp.: 250 °C  
**Oven**  
 Oven Temp: 210 °C (hold 5 min) to 230 °C at 20 °C/min (hold 5 min)  
**Carrier Gas** H<sub>2</sub>, constant flow  
 Flow Rate: 3 mL/min  
 Linear Velocity: 60 cm/sec  
**Detector** FID @ 250 °C

Tallow FAMES in Biodiesel Oils on Stabilwax®




**Column** Stabilwax®, 30 m, 0.32 mm ID, 0.25 µm (cat.# 10624)  
**Sample** Tallow source of biodiesel (B100), prepared according to European Method EN 14103  
**Injection**  
 Inj. Vol.: 1.0 µL split (split ratio 100:1)  
 Liner: Cyclosplitter® (cat.# 20706)  
 Inj. Temp.: 250 °C  
**Oven**  
 Oven Temp: 210 °C (hold 5 min) to 230 °C at 20 °C/min (hold 5 min)  
**Carrier Gas** H<sub>2</sub>, constant flow  
 Flow Rate: 3 mL/min  
 Linear Velocity: 60 cm/sec  
**Detector** FID @ 250 °C

Rapeseed FAMES in Biodiesel Oils on Stabilwax®



**Column** Stabilwax®, 30 m, 0.32 mm ID, 0.25 µm (cat.# 10624)  
**Sample** Rapeseed source of biodiesel (B100), prepared according to European Method EN 14103  
**Injection**  
 Inj. Vol.: 1.0 µL split (split ratio 100:1)  
 Liner: Cyclosplitter® (cat.# 20706)  
 Inj. Temp.: 250 °C  
**Oven**  
 Oven Temp: 210 °C (hold 5 min) to 230 °C at 20 °C/min (hold 5 min)  
**Carrier Gas** H<sub>2</sub>, constant flow  
 Flow Rate: 3 mL/min  
 Linear Velocity: 60 cm/sec  
**Detector** FID @ 250 °C

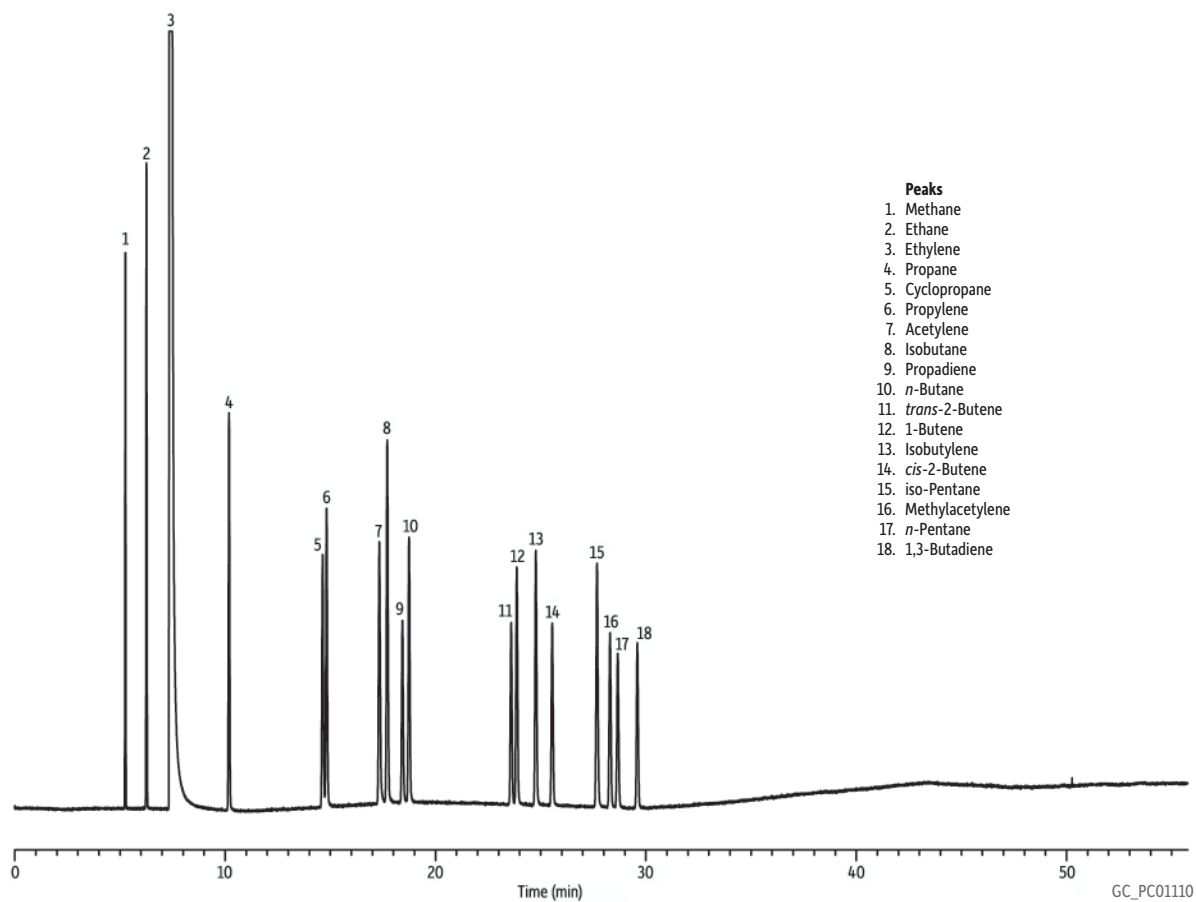
Yellow Grease FAMES in Biodiesel Oils on Stabilwax®



**Column** Stabilwax®, 30 m, 0.32 mm ID, 0.25 µm (cat.# 10624)  
**Sample** Yellow grease source of biodiesel (B100), prepared according to European Method EN 14103  
**Injection**  
 Inj. Vol.: 1.0 µL split (split ratio 100:1)  
 Liner: Cyclosplitter® (cat.# 20706)  
 Inj. Temp.: 250 °C  
**Oven**  
 Oven Temp: 210 °C (hold 5 min) to 230 °C at 20 °C/min (hold 5 min)  
**Carrier Gas** H<sub>2</sub>, constant flow  
 Flow Rate: 3 mL/min  
 Linear Velocity: 60 cm/sec  
**Detector** FID @ 250 °C

## Ethylene and C1-C5 Hydrocarbons by ASTM D6159-97 on Rt®-Alumina BOND/KCl, Rtx®-1

(PLOT)



## Peaks

1. Methane
2. Ethane
3. Ethylene
4. Propane
5. Cyclopropane
6. Propylene
7. Acetylene
8. Isobutane
9. Propadiene
10. *n*-Butane
11. *trans*-2-Butene
12. 1-Butene
13. Isobutylene
14. *cis*-2-Butene
15. *iso*-Pentane
16. Methylacetylene
17. *n*-Pentane
18. 1,3-Butadiene

**Column** Rt®-Alumina BOND/KCl \*, 50 m, 0.53 mm ID, 10 µm (cat.# 19760)  
**Sample** Ethylene gas plus C1 through C5 hydrocarbons

**Injection**

Inj. Vol.: 1 µL split  
 Liner: 2 mm splitless (cat.# 20712)  
 Inj. Temp.: 200 °C  
 Split Vent  
 Flow Rate: 60 mL/min

**Oven**

Oven Temp: 35 °C (hold 2 min) to 190 °C at 4 °C/min (hold 15 min)

**Carrier Gas** He, constant pressure (8.0 psi, 55.2 kPa)

Linear Velocity: 25.4 cm/sec @ 35 °C

**Detector** FID @ 200 °C

Make-up Gas

Type: N<sub>2</sub>

Data Rate: 20 Hz

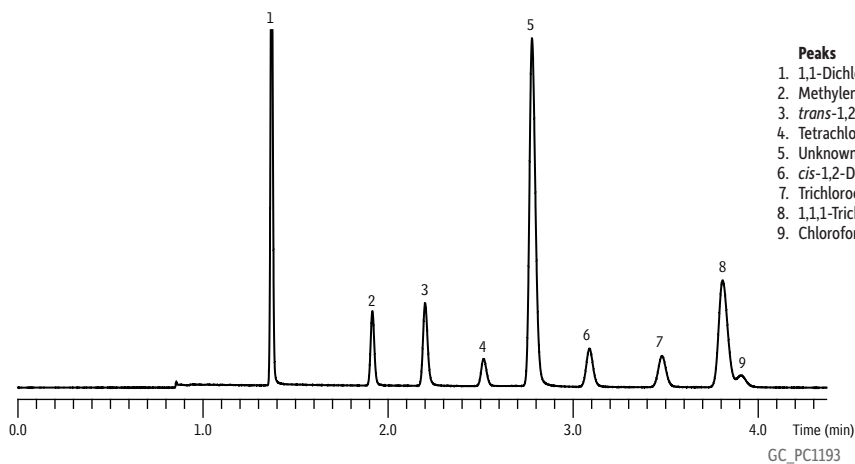
**Instrument** HP5890 GC

**Notes** \* Rt®-Alumina BOND/KCl, 50 m, 0.53 mm ID, 10.0 µm (cat.# 19760) in series with an Rtx®-1, 30 m, 0.53 mm ID, 5.0 µm (cat.# 10179) connected using a universal Press-Tight® connector (cat.# 20401)

(conditions as per ASTM D6159-97)

## Halogenated Hydrocarbons on Rt®-Alumina BOND/CFC

(PLOT)

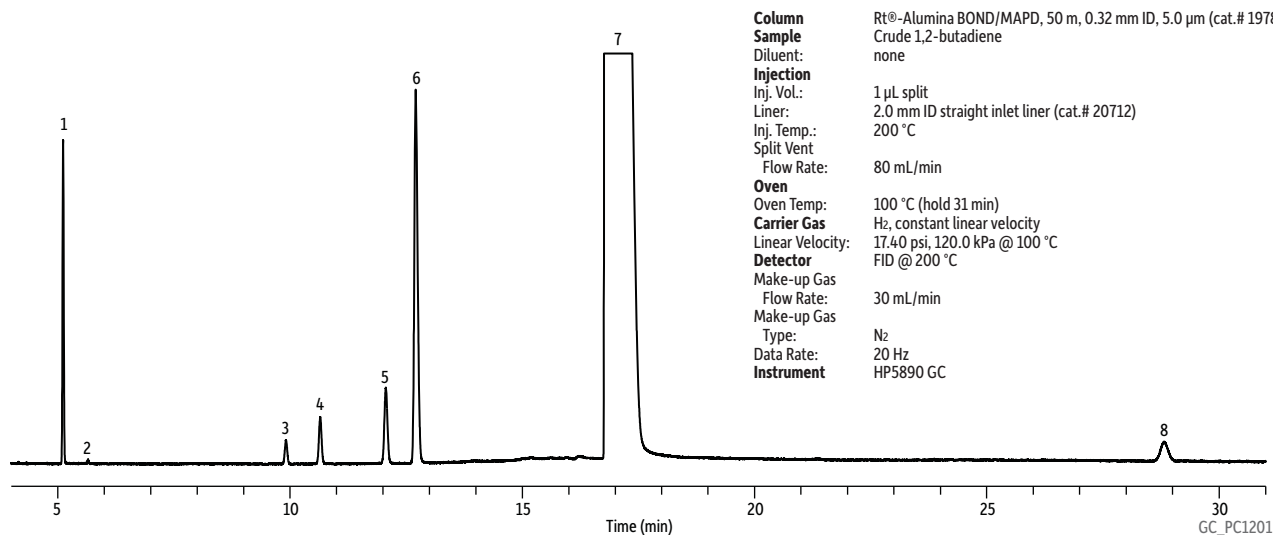


## Peaks

1. 1,1-Dichloroethylene
2. Methylene chloride
3. *trans*-1,2-Dichloroethylene
4. Tetrachloromethane
5. Unknown
6. *cis*-1,2-Dichloroethylene
7. Trichloroethylene
8. 1,1,1-Trichloroethane
9. Chloroform

**Column** Rt®-Alumina BOND/CFC, 30 m, 0.53 mm ID, 10 µm (cat.# 19763)  
**Injection** Split (split ratio 20:1)  
**Split Vent**  
**Flow Rate:** 170 mL/min  
**Oven**  
**Oven Temp:** 135 °C  
**Carrier Gas** H<sub>2</sub>, constant flow  
**Flow Rate:** 8 mL/min @ 135 °C  
**Detector** FID @ 220 °C

## Light Hydrocarbons on Rt®-Alumina BOND/MAPD



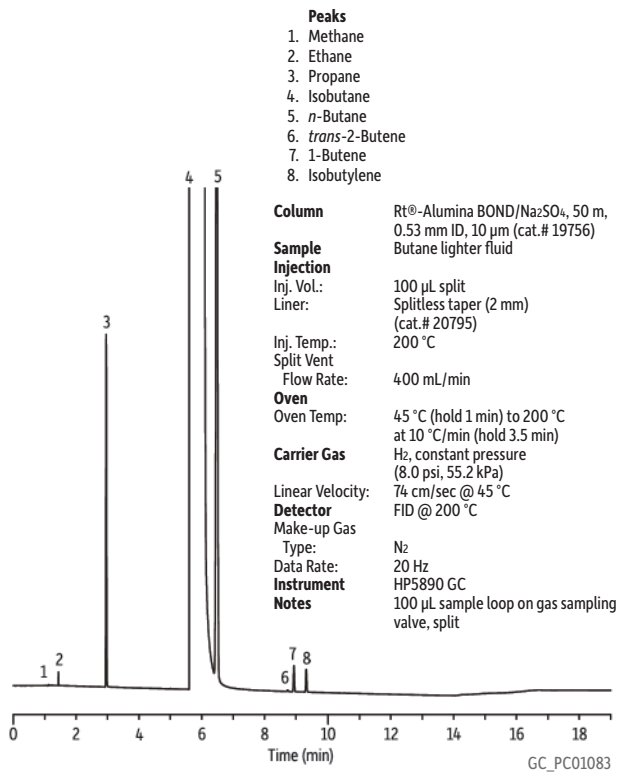
## Peaks

1. Isobutane
2. *n*-Butane
3. *trans*-2-Butene
4. 1-Butene
5. Isobutylene
6. *cis*-2-Butene
7. 1,2-Butadiene
8. *n*-Hexane

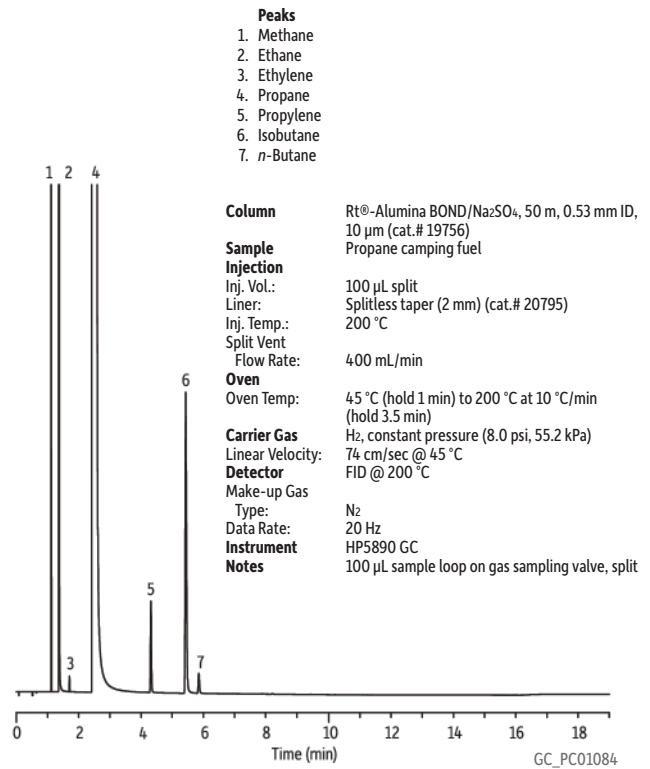
**Column** Rt®-Alumina BOND/MAPD, 50 m, 0.32 mm ID, 5.0 µm (cat.# 19780)  
**Sample** Crude 1,2-butadiene  
**Diluent:** none  
**Injection**  
**Inj. Vol.:** 1 µL split  
**Liner:** 2.0 mm ID straight inlet liner (cat.# 20712)  
**Inj. Temp.:** 200 °C  
**Split Vent**  
**Flow Rate:** 80 mL/min  
**Oven**  
**Oven Temp:** 100 °C (hold 31 min)  
**Carrier Gas** H<sub>2</sub>, constant linear velocity  
**Linear Velocity:** 17.40 psi, 120.0 kPa @ 100 °C  
**Detector** FID @ 200 °C  
**Make-up Gas**  
**Flow Rate:** 30 mL/min  
**Make-up Gas**  
**Type:** N<sub>2</sub>  
**Data Rate:** 20 Hz  
**Instrument** HP5890 GC

Butane Lighter Fluid on Rt®-Alumina BOND/Na<sub>2</sub>SO<sub>4</sub>

(PLOT)

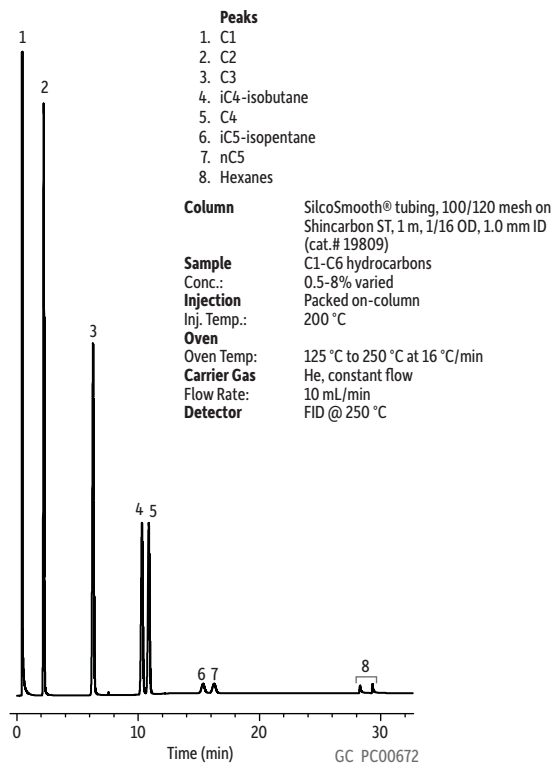
Propane Camping Fuel on Rt®-Alumina BOND/Na<sub>2</sub>SO<sub>4</sub>

(PLOT)



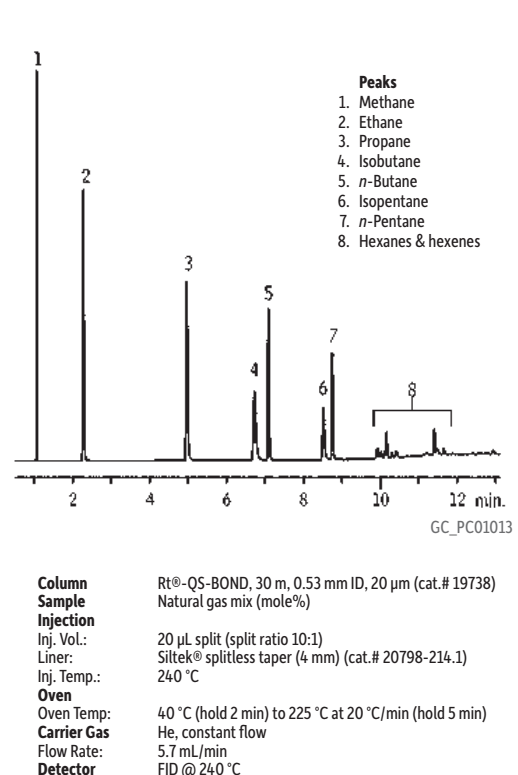
## Natural Gas on ShinCarbon ST

(micropacked)



## Natural Gas #2 on Rt®-QS-BOND

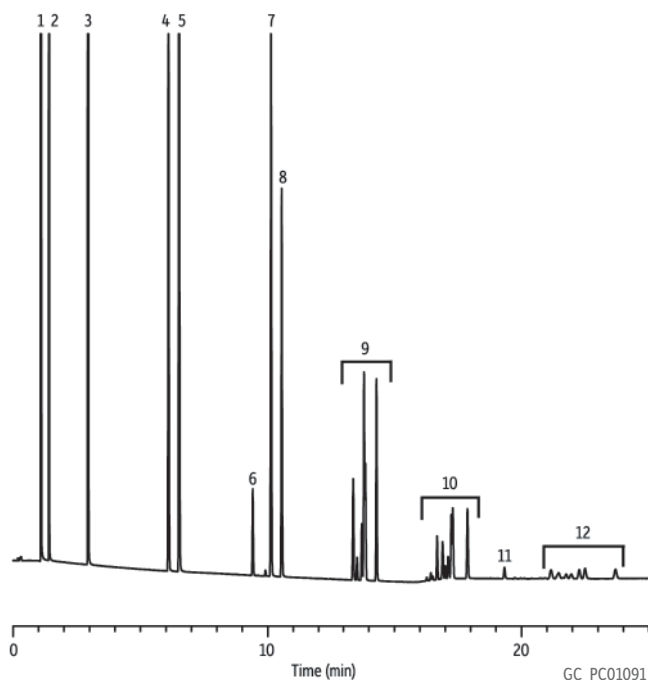
(PLOT)



## Hydrocarbon Gases

## Natural Gas on Rt®-Alumina BOND/KCl

(PLOT)



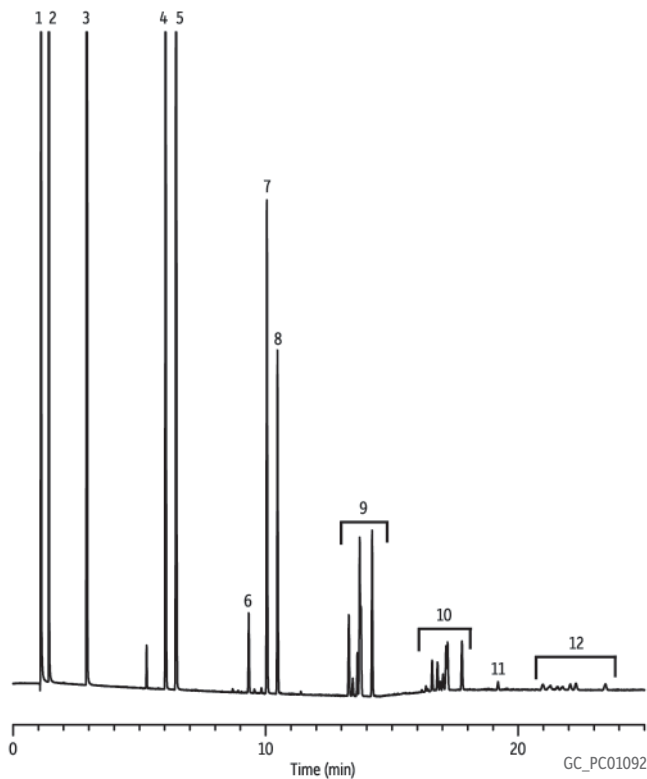
## Peaks

1. Methane
2. Ethane
3. Propane
4. Isobutane
5. *n*-Butane
6. neo-Pentane
7. iso-Pentane
8. *n*-Pentane
9. Hexane isomers
10. Heptane isomers
11. Benzene
12. Octane isomers

<b>Column</b>	Rt®-Alumina BOND/KCl, 50 m, 0.53 mm ID, 10 µm (cat.# 19760)
<b>Sample</b>	Natural gas
<b>Injection</b>	
Inj. Vol.:	500 µL split
Liner:	2.0 mm ID single taper (cat.# 20795)
Inj. Temp.:	200 °C
Split Vent	
Flow Rate:	50 mL/min
<b>Oven</b>	
Oven Temp:	45 °C (hold 1 min) to 200 °C at 10 °C/min (hold 8.5 min)
<b>Carrier Gas</b>	H <sub>2</sub> , constant pressure (8.0 psi, 55.2 kPa)
Linear Velocity:	45 cm/sec @ 45 °C
<b>Detector</b>	FID @ 200 °C
Make-up Gas	
Type:	N <sub>2</sub>
Data Rate:	20 Hz
<b>Instrument</b>	HP5890 GC

Natural Gas on Rt®-Alumina BOND/Na<sub>2</sub>SO<sub>4</sub>

(PLOT)



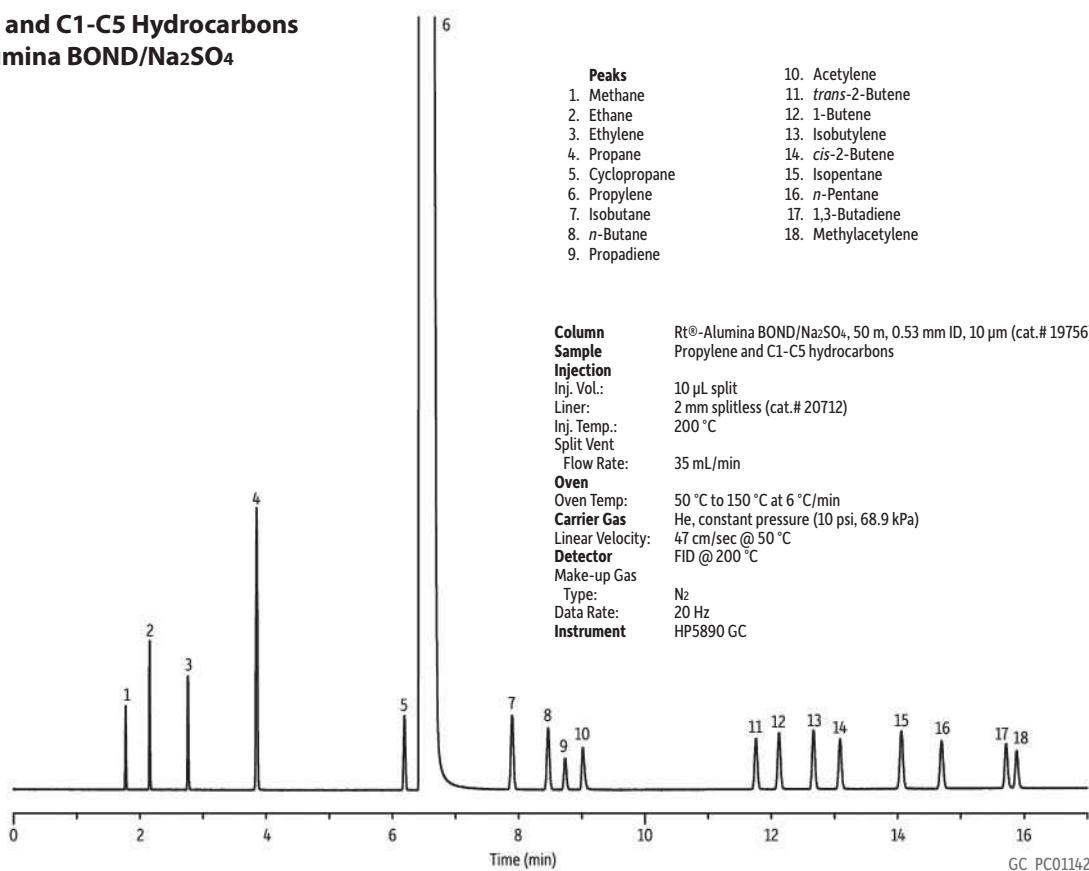
## Peaks

1. Methane
2. Ethane
3. Propane
4. Isobutane
5. *n*-Butane
6. neo-Pentane
7. iso-Pentane
8. *n*-Pentane
9. Hexane isomers
10. Heptane isomers
11. Benzene
12. Octane isomers

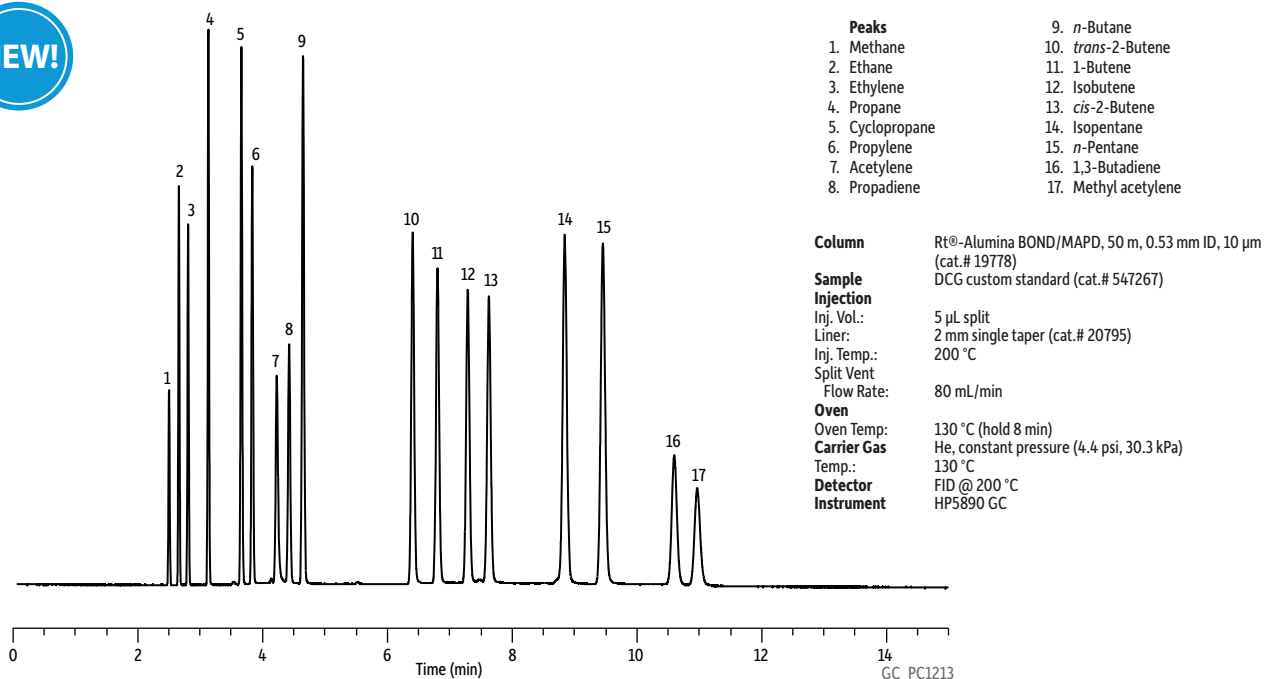
<b>Column</b>	Rt®-Alumina BOND/Na <sub>2</sub> SO <sub>4</sub> , 50 m, 0.53 mm ID, 10 µm (cat.# 19756)
<b>Sample</b>	Natural gas
<b>Injection</b>	
Inj. Vol.:	500 µL split
Liner:	2.0 mm ID single taper (cat.# 20795)
Inj. Temp.:	200 °C
Split Vent	
Flow Rate:	50 mL/min
<b>Oven</b>	
Oven Temp:	45 °C (hold 1 min) to 200 °C at 10 °C/min (hold 8.5 min)
<b>Carrier Gas</b>	H <sub>2</sub> , constant pressure (8.0 psi, 55.2 kPa)
Linear Velocity:	45 cm/sec @ 45 °C
<b>Detector</b>	FID @ 200 °C
Make-up Gas	
Type:	N <sub>2</sub>
Data Rate:	20 Hz
<b>Instrument</b>	HP5890 GC



### Propylene and C1-C5 Hydrocarbons on Rt®-Alumina BOND/Na<sub>2</sub>SO<sub>4</sub> (PLOT)



### C1-C5 Hydrocarbons on Rt®-Alumina BOND/MAPD (PLOT)

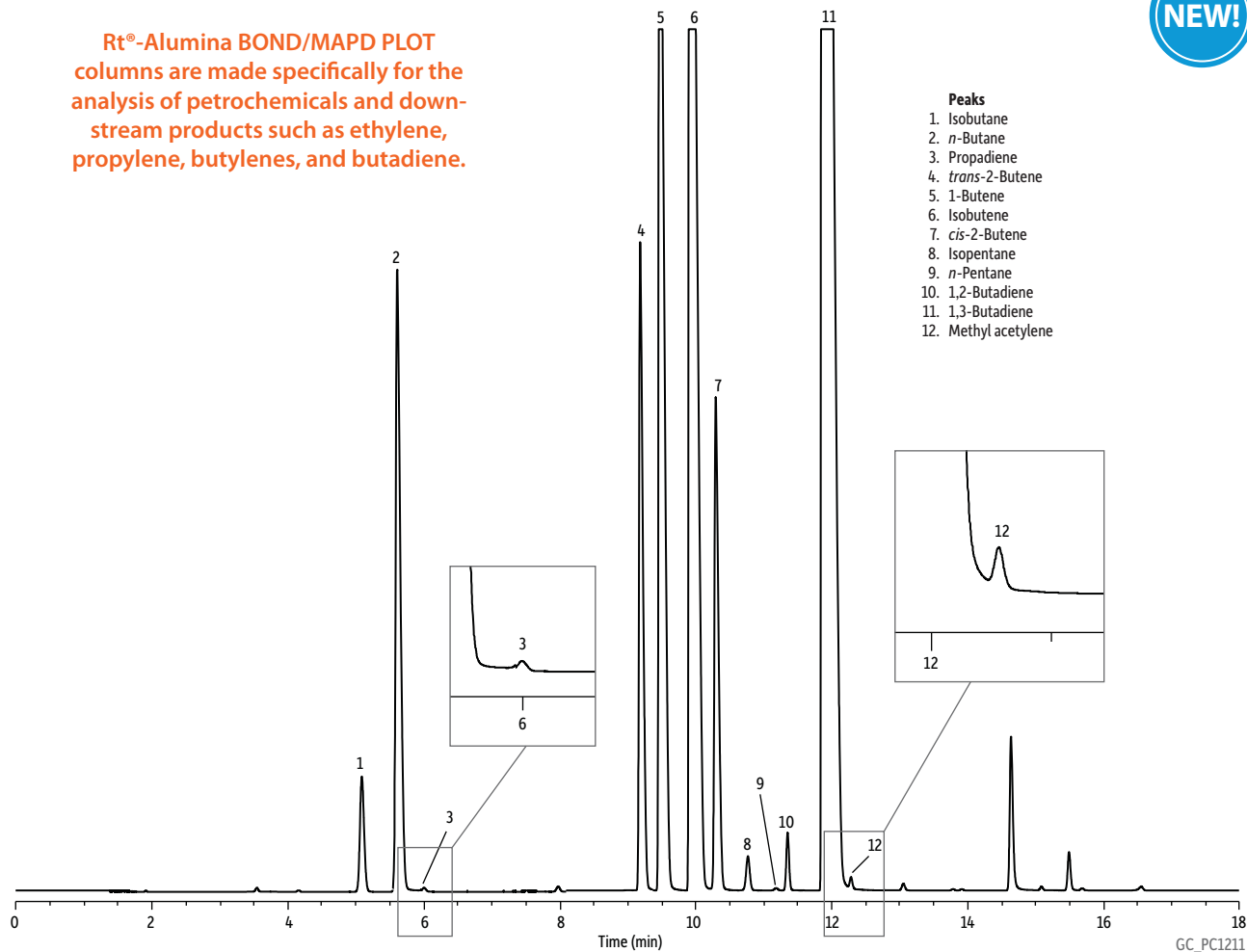


## 1,3-Butadiene on Rt®-Alumina BOND/MAPD (Purity Analysis)

(PLOT)



Rt®-Alumina BOND/MAPD PLOT columns are made specifically for the analysis of petrochemicals and downstream products such as ethylene, propylene, butylenes, and butadiene.

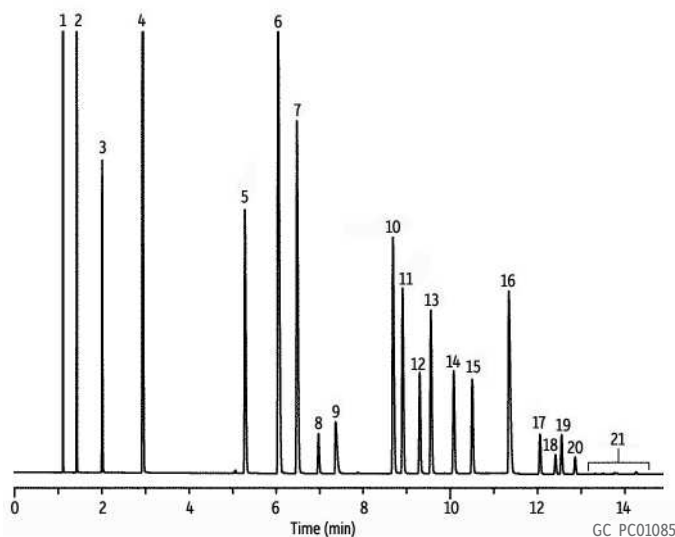


**Column** Rt®-Alumina BOND/MAPD, 50 m, 0.53 mm ID, 10.0  $\mu$ m (cat.# 19778)  
**Sample** Crude 1,3-butadiene  
**Injection**  
 Inj. Vol.: 10  $\mu$ L split  
 Liner: 2.0 mm ID straight inlet liner (cat.# 20712)  
 Inj. Temp.: 200 °C  
 Split Vent  
 Flow Rate: 100 mL/min  
**Oven**  
 Oven Temp: 70 °C (hold 5 min) to 200 °C at 10 °C/min (hold 0 min)  
**Carrier Gas**  
 He, constant pressure (20 psi, 137.9 kPa)  
**Detector**  
 FID @ 250 °C  
 Make-up Gas  
 Flow Rate: 30 mL/min  
 Make-up Gas  
 Type: N<sub>2</sub>  
 Data Rate: 20 Hz  
**Instrument** HP5890 GC

GC\_PC1211

Refinery Gas on Rt®-Alumina BOND (Na<sub>2</sub>SO<sub>4</sub>)

(PLOT)



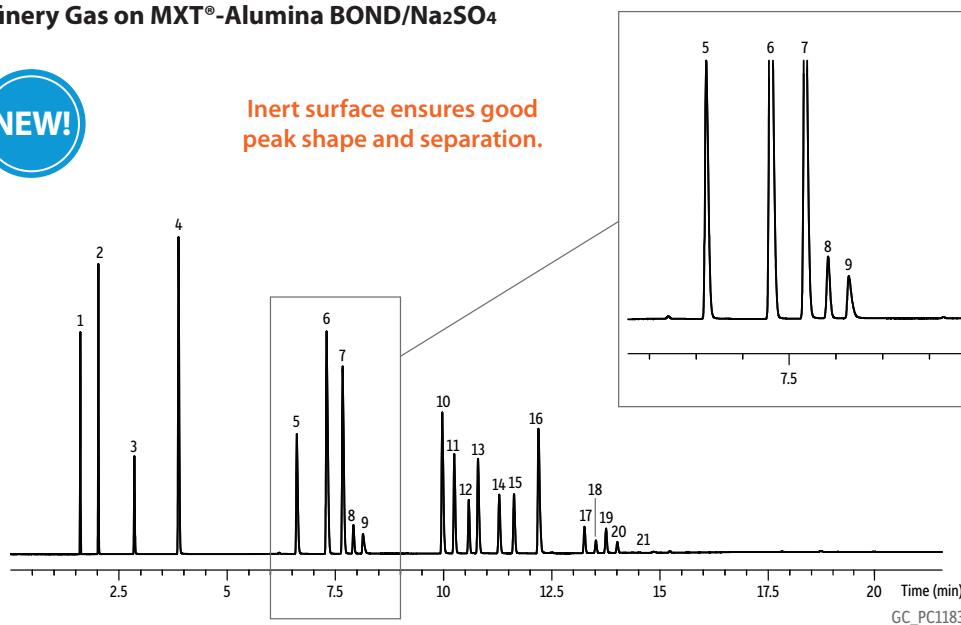
## Peaks

1. Methane
2. Ethane
3. Ethylene
4. Propane
5. Propylene
6. Isobutane
7. *n*-Butane
8. Propadiene
9. Acetylene
10. *trans*-2-Butene
11. 1-Butene
12. Isobutylene
13. *cis*-2-Butene
14. iso-Pentane
15. *n*-Pentane
16. 1,3-Butadiene
17. *trans*-2-Pentene
18. 2-Methyl-2-butene
19. 1-Pentene
20. *cis*-2-Pentene
21. Hexanes

**Column** Rt®-Alumina BOND/Na<sub>2</sub>SO<sub>4</sub>, 50 m, 0.53 mm ID, 10 µm (cat.# 19756)  
**Sample** Refinery gas  
**Injection**  
 Inj. Vol.: 10 µL split  
 Liner: Taper (2 mm) (cat.# 20795)  
 Inj. Temp.: 200 °C  
 Split Vent  
 Flow Rate: 80 mL/min  
**Oven**  
 Oven Temp: 45 °C (hold 1 min) to 200 °C at 10 °C/min (hold 3.5 min)  
**Carrier Gas** H<sub>2</sub>, constant pressure (8.0 psi, 55.2 kPa)  
 Linear Velocity: 74 cm/sec @ 45 °C  
**Detector** FID @ 200 °C

Refinery Gas on MXT®-Alumina BOND/Na<sub>2</sub>SO<sub>4</sub>

Inert surface ensures good  
peak shape and separation.



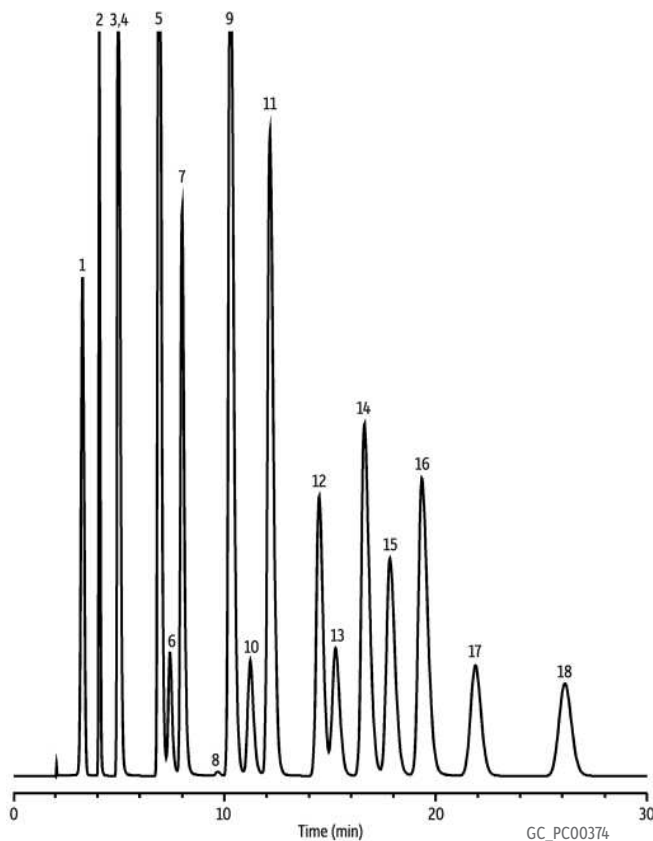
## Peaks

1. Methane
2. Ethane
3. Ethylene
4. Propane
5. Propylene
6. Isobutane
7. *n*-Butane
8. Propadiene
9. Acetylene
10. *trans*-2-Butene
11. 1-Butene
12. Isobutylene
13. *cis*-2-Butene
14. Isopentane
15. *n*-Pentane
16. 1,3-Butadiene
17. *trans*-2-Pentene
18. 2-Methyl-2-butene
19. 1-Pentene
20. *cis*-2-Pentene
21. Hexanes

**Column** MXT®-Alumina BOND/Na<sub>2</sub>SO<sub>4</sub>, 30 m, 0.53 mm ID, 10 µm (cat.# 79714)  
**Sample** Refinery gas  
**Injection**  
 Inj. Vol.: 10 µL split  
 Liner: 2 mm split  
 Inj. Temp.: 45 °C  
 Split Vent  
 Flow Rate: 80 mL/min  
**Oven**  
 Oven Temp: 45 °C (hold 1 min) to 200 °C at 10 °C/min (hold 8.5 min)  
**Carrier Gas** He, constant pressure (10 psi, 68.9 kPa)  
 Linear Velocity: 31 cm/sec @ 45 °C  
**Detector** FID @ 200 °C

## Refinery Gas Calibration Standard on Refinery Gas Packed Column Set

(packed)

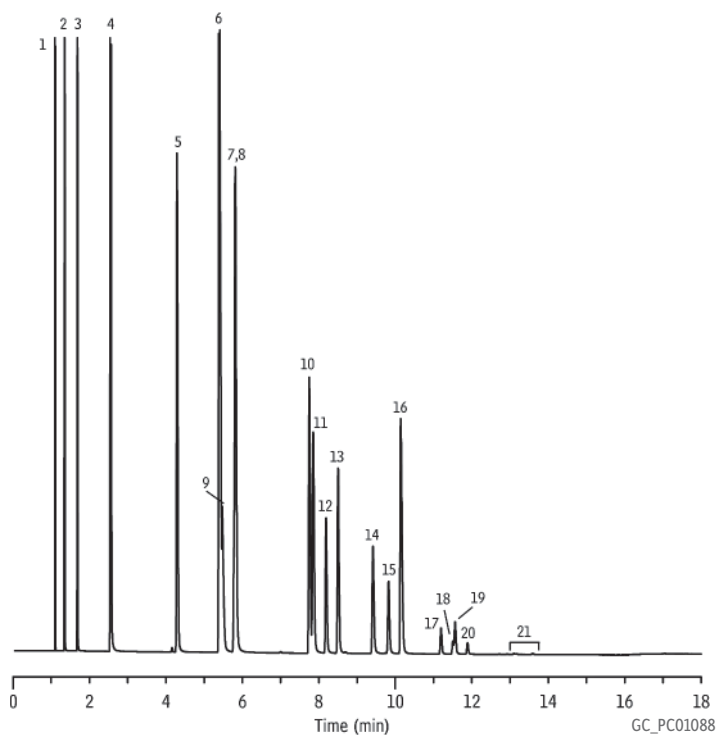


Peaks	
1. C5-C6+	10. Propadiene
2. Methane	11. <i>n</i> -Butane
3. Ethane	12. 1-Butene
4. Ethylene	13. Isobutene
5. Propane	14. <i>trans</i> -2-Butene
6. Acetylene	15. <i>cis</i> -2-Butene
7. Propylene	16. 1,3-Butadiene
8. Cyclopropane	17. Isopentane
9. Isobutane	18. <i>n</i> -Pentane

<b>Column</b>	Refinery gas column set (3 columns): 2a 2b 2c, Silcosteel® tubing (cat.# 88000-875)
<b>Sample Injection</b>	Refinery gas
Inj. Vol.:	1,000 µL packed on-column
Inj. Temp.:	150 °C
<b>Oven</b>	
Oven Temp:	60 °C
<b>Carrier Gas</b>	He, constant flow
Flow Rate:	30 mL/min
<b>Detector</b>	FID @ 150 °C

## Refinery Gas on Rt®-Alumina BOND/KCl

(PLOT)

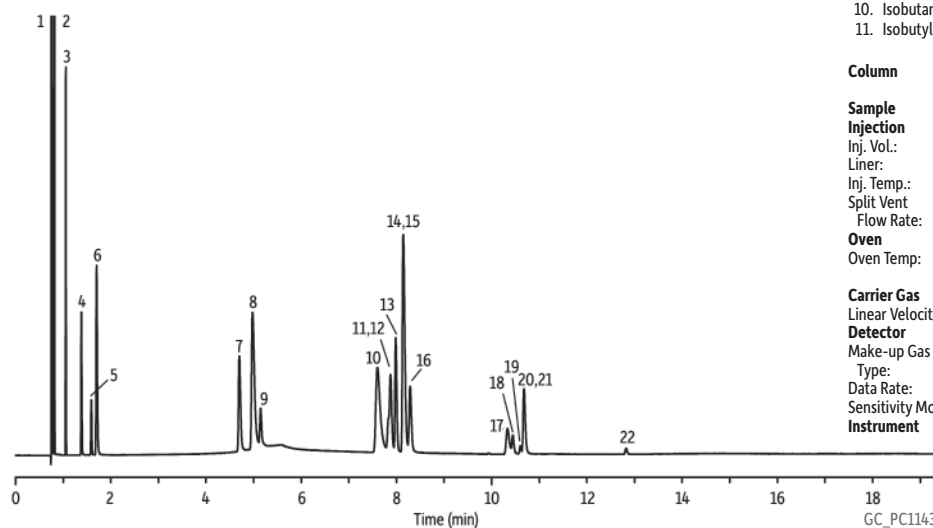


Peaks	
1. Methane	11. 1-Butene
2. Ethane	12. Isobutylene
3. Ethylene	13. <i>cis</i> -2-Butene
4. Propane	14. Isopentane
5. Propylene	15. <i>n</i> -Pentane
6. Isobutane	16. 1,3-Butadiene
7. <i>n</i> -Butane	17. <i>trans</i> -2-Pentene
8. Propadiene	18. 2-Methyl-2-butene
9. Acetylene	19. 1-Pentene
10. <i>trans</i> -2-Butene	20. <i>cis</i> -2-Pentene
	21. Hexanes

<b>Column</b>	Rt®-Alumina BOND/KCl, 50 m, 0.53 mm ID, 10 µm (cat.# 19760)
<b>Sample Injection</b>	Refinery gas standard
Inj. Vol.:	10 µL split
Liner:	Taper (2 mm) (cat.# 20795)
Inj. Temp.:	200 °C
Split Vent	
Flow Rate:	80 mL/min
<b>Oven</b>	
Oven Temp:	45 °C (hold 1 min) to 200 °C at 10 °C/min (hold 3.5 min)
<b>Carrier Gas</b>	H <sub>2</sub> , constant pressure (8.0 psi, 55.2 kPa)
Linear Velocity:	74 cm/sec @ 45 °C
<b>Detector</b>	FID @ 200 °C
Make-up Gas	
Type:	N <sub>2</sub>
Data Rate:	20 Hz
<b>Instrument</b>	HP5890 GC

## Refinery Gas Mixture on Rt®-QS-BOND

(PLOT)



## Peaks

- |                   |                            |
|-------------------|----------------------------|
| 1. Air            | 12. 1-Butene               |
| 2. Methane        | 13. 1,3-Butadiene          |
| 3. Carbon dioxide | 14. <i>n</i> -Butane       |
| 4. Ethylene       | 15. <i>cis</i> -2-Butene   |
| 5. Acetylene      | 16. <i>trans</i> -2-Butene |
| 6. Ethane         | 17. Isopentane             |
| 7. Propylene      | 18. 1-Pentene              |
| 8. Propane        | 19. 2-Methyl-2-butene      |
| 9. Propadiene     | 20. <i>n</i> -Pentane      |
| 10. Isobutane     | 21. <i>cis</i> -2-Pentene  |
| 11. Isobutylene   | 22. <i>n</i> -Hexane       |

**Column** Rt®-QS-BOND, 30 m, 0.53 mm ID, 20  $\mu$ m (cat.# 19738)

**Sample Injection** Refinery gas standard

**Inj. Vol.:** 20  $\mu$ L split

**Liner:** 2 mm (cat.# 20712)

**Inj. Temp.:** 200 °C

**Split Vent**

**Flow Rate:** 35 mL/min

**Oven**

**Oven Temp:** 40 °C (hold 2 min) to 225 °C at 15 °C/min (hold 5 min)

**Carrier Gas** He, constant pressure (11.5 psi, 79.3 kPa)

**Linear Velocity:** 68 cm/sec @ 40 °C

**Detector** TCD @ 225 °C

**Make-up Gas**

**Type:** He

**Data Rate:** 20 Hz

**Sensitivity Mode:** He/H<sub>2</sub>

**Instrument** HP5890 GC



## free literature

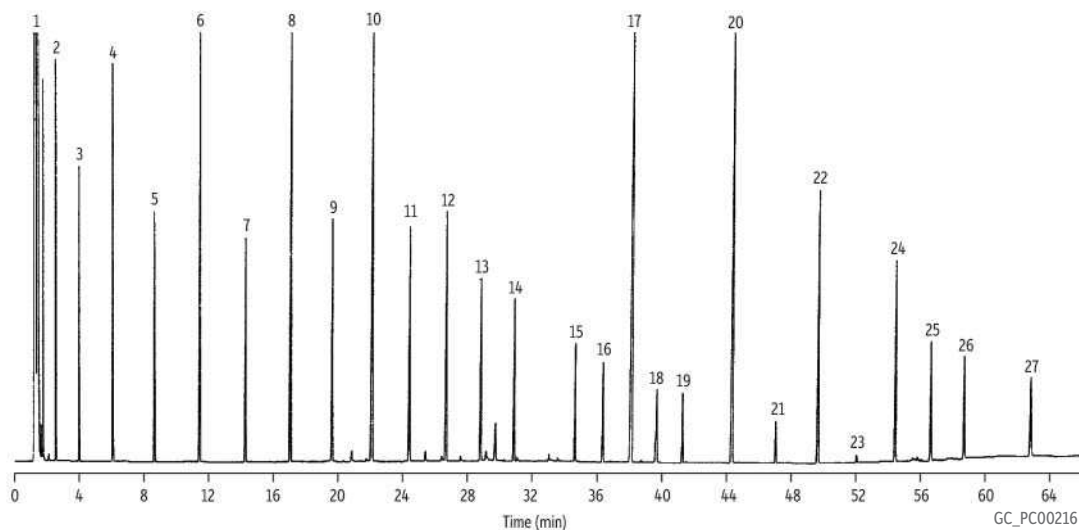
Restek's PLOT Column Family: The New Benchmark For Performance!

Download your free copy from [www.restek.com](http://www.restek.com)

lit. cat.# PCBR1163B-UNV



## Hydrocarbons (C7-C42) on Rtx®-1

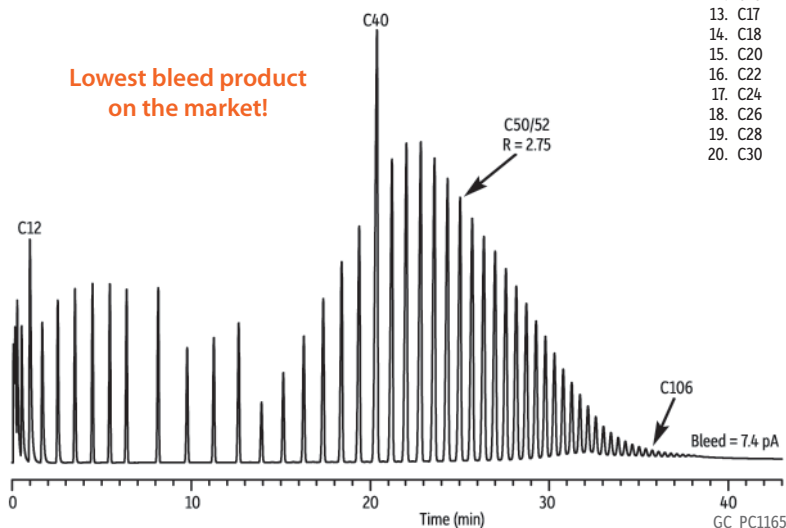


## Peaks

1.	C7
2.	C8
3.	C9
4.	C10
5.	C11
6.	C12
7.	C13
8.	C14
9.	C15
10.	C16
11.	C17
12.	C18
13.	C19
14.	C20
15.	C22
16.	C23
17.	C24
18.	C25
19.	C26
20.	C28
21.	C30
22.	C32
23.	C34
24.	C36
25.	C38
26.	C40
27.	C42

**Column** Rtx®-1, 30 m, 0.53 mm ID, 0.25 µm (cat.# 10125)  
**Sample** Synthetic hydrocarbon mix  
**Conc.:** ~0.1 mg/mL per component  
**Injection**  
**Inj. Vol.:** 0.2 µL direct  
**Liner:** Uniliner®  
**Inj. Temp.:** 340 °C  
**Oven**  
**Oven Temp:** 40 °C to 340 °C at 5 °C/min  
**Carrier Gas** Hz, constant pressure  
**Linear Velocity:** 40 cm/sec @ 40 °C  
**Detector** FID @ 340 °C  
**Notes** FID sensitivity:  $64 \times 10^{-11}$  AFS

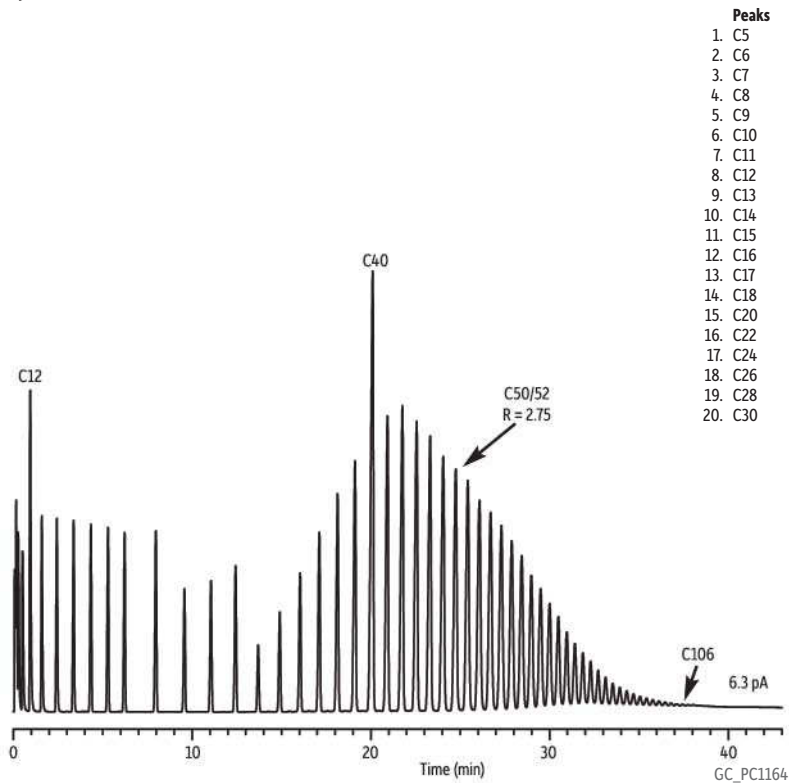
## Hydrocarbons (C5-C106) on MXT®-1HT SimDist at 430 °C



Peaks	tr (min)	Peaks	tr (min)	Peaks	tr (min)
1.	C5	21.	C32	41.	C72
2.	C6	22.	C34	42.	C74
3.	C7	23.	C36	43.	C76
4.	C8	24.	C38	44.	C78
5.	C9	25.	C40	45.	C80
6.	C10	26.	C42	46.	C82
7.	C11	27.	C44	47.	C84
8.	C12	28.	C46	48.	C86
9.	C13	29.	C48	49.	C88
10.	C14	30.	C50	50.	C90
11.	C15	31.	C52	51.	C92
12.	C16	32.	C54	52.	C94
13.	C17	33.	C56	53.	C96
14.	C18	34.	C58	54.	C98
15.	C20	35.	C60	55.	C100
16.	C22	36.	C62	56.	C102
17.	C24	37.	C64	57.	C104
18.	C26	38.	C66	58.	C106
19.	C28	39.	C68		
20.	C30	40.	C70		

**Column** MXT®-1HT SimDist, 5 m, 0.53 mm ID, 0.10 µm (cat.# 70112)  
**Sample** Custom C5-C106 hydrocarbon standard  
**Diluent:** Carbon disulfide  
**Conc.:** 1%  
**Injection**  
**Inj. Vol.:** 0.5 µL cold on-column  
**Temp. Program:** 53 °C to 430 °C at 10 °C/min (hold 5 min)  
**Oven**  
**Oven Temp:** 50 °C to 430 °C at 10 °C/min (hold 5 min)  
**Carrier Gas** He, constant flow  
**Flow Rate:** 18 mL/min  
**Detector** FID @ 430 °C  
**Make-up Gas**  
**Flow Rate:** 24 mL/min  
**Constant Column**  
**+ Constant**  
**Make-up:** 42 mL/min  
**Make-up Gas Type:** N<sub>2</sub>  
**Data Rate:** 20 Hz  
**Instrument** Shimadzu 2010 GC

## Hydrocarbons (C5-C106) on MXT®-1HT SimDist at 450 °C



Peaks	tr (min)	Peaks	tr (min)	Peaks	tr (min)
1. C5	—	21. C32	16.035	41. C72	30.489
2. C6	—	22. C34	17.110	42. C74	30.906
3. C7	—	23. C36	18.133	43. C76	31.414
4. C8	—	24. C38	19.108	44. C78	31.862
5. C9	—	25. C40	20.096	45. C80	32.294
6. C10	—	26. C42	20.923	46. C82	32.719
7. C11	—	27. C44	21.759	47. C84	33.132
8. C12	0.938	28. C46	22.556	48. C86	33.529
9. C13	1.586	29. C48	23.317	49. C88	33.927
10. C14	2.425	30. C50	24.051	50. C90	34.310
11. C15	3.365	31. C52	24.752	51. C92	34.689
12. C16	4.332	32. C54	25.422	52. C94	35.059
13. C17	5.290	33. C56	26.079	53. C96	35.423
14. C18	6.217	34. C58	26.701	54. C98	35.773
15. C20	7.966	35. C60	27.305	55. C100	36.120
16. C22	9.566	36. C62	27.878	56. C102	36.463
17. C24	11.051	37. C64	28.439	57. C104	36.793
18. C26	12.426	38. C66	28.975	58. C106	37.118
19. C28	13.689	39. C68	29.499		
20. C30	14.897	40. C70	30.002		

**Column** MXT®-1HT SimDist, 5 m, 0.53 mm ID, 0.10 µm (cat.# 70112)

**Sample** Custom C5-C106 hydrocarbon standard

**Diluent:** Carbon disulfide

**Conc.:** 1%

**Injection**

**Inj. Vol.:** 0.5 µL cold on-column

**Temp. Program:** 53 °C to 450 °C at 10 °C/min (hold 5 min)

**Oven**

**Oven Temp:** 50 °C to 450 °C at 10 °C/min (hold 5 min)

**Carrier Gas** He, constant flow

**Flow Rate:** 18 mL/min

**Detector** FID @ 450 °C

**Make-up Gas**

**Flow Rate:** 24 mL/min

**Constant Column + Constant**

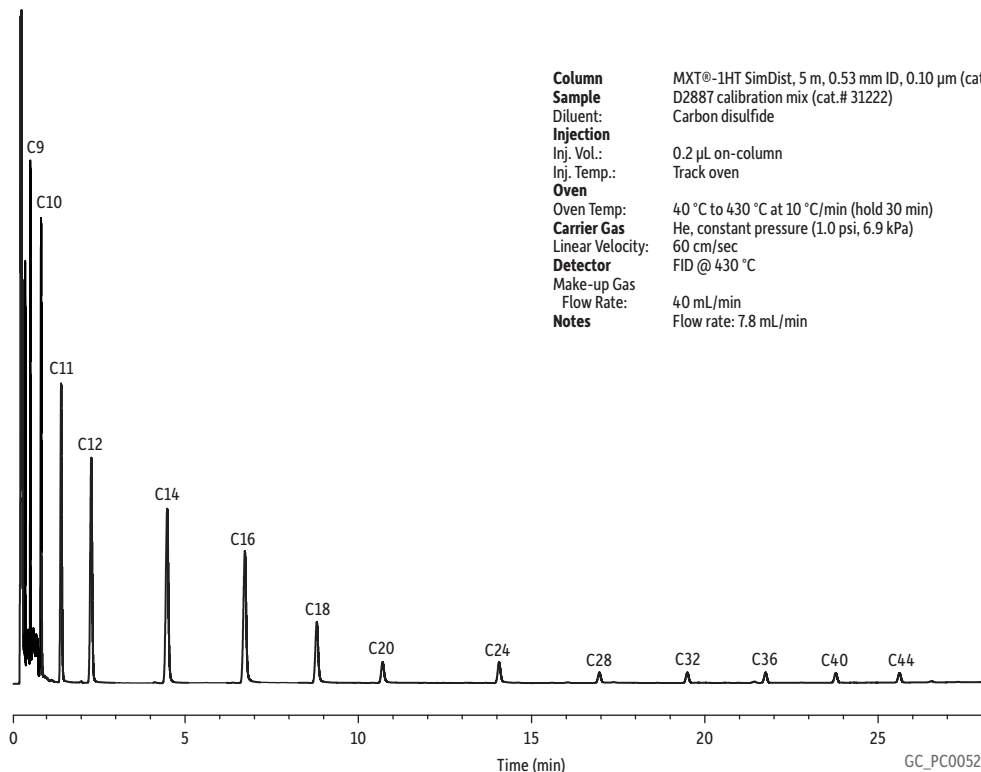
**Make-up:** 42 mL/min

**Make-up Gas Type:** N<sub>2</sub>

**Data Rate:** 20 Hz

**Instrument** Shimadzu 2010 GC

## Hydrocarbons (C10-C44) on MXT®-1HT SimDist



**Column** MXT®-1HT SimDist, 5 m, 0.53 mm ID, 0.10 µm (cat.# 70100)

**Sample** D2887 calibration mix (cat.# 31222)

**Diluent:** Carbon disulfide

**Injection**

**Inj. Vol.:** 0.2 µL on-column

**Inj. Temp.:** Track oven

**Oven**

**Oven Temp:** 40 °C to 430 °C at 10 °C/min (hold 30 min)

**Carrier Gas** He, constant pressure (1.0 psi, 6.9 kPa)

**Linear Velocity:** 60 cm/sec

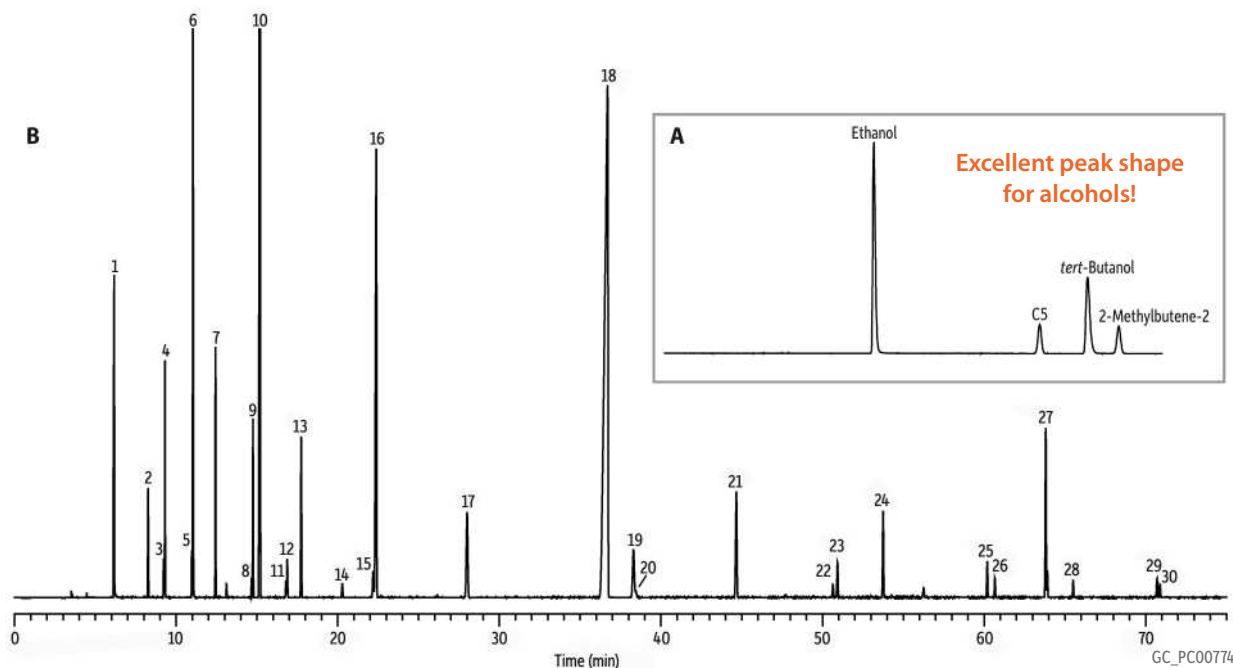
**Detector** FID @ 430 °C

**Make-up Gas**

**Flow Rate:** 40 mL/min

**Notes** Flow rate: 7.8 mL/min

## Fast Detailed Hydrocarbons Analysis (DHA) Analyzed Using ASTM Method on Rtx®-DHA-100/Rtx®-5 DHA



Peaks	
1. Ethanol	16. Toluene
2. C5	17. C8
3. <i>tert</i> -Butanol	18. Ethylbenzene
4. 2-Methylbutene-2	19. <i>p</i> -Xylene
5. 2,3-Dimethylbutane	20. 2,3-Dimethylheptane
6. Methyl <i>tert</i> -butyl ether (MTBE)	21. C9
7. C6	22. 5-Methylnonane
8. 1-Methylcyclopentene	23. 1,2-Methylethylbenzene
9. Benzene	24. C10
10. Cyclohexane	25. C11
11. 3-Ethylpentane	26. 1,2,3,5-Tetramethylbenzene
12. 1,2-Dimethylcyclopentane	27. Naphthalene
13. C7	28. C12
14. 2,2,3-Trimethylpentane	29. 1-Methylnaphthalene
15. 2,3,3-Trimethylpentane	30. C13

**Column** Rtx®-DHA-100, 100 m, 0.25 mm ID, 0.50  $\mu$ m (cat.# 10148)  
using Rtx®-5 DHA tuning column 5 m, 0.25 mm ID  
DHA/oxygenates setup blend (see notes)

**Sample Injection**  
Inj. Vol.: 0.01  $\mu$ L split (split ratio 150:1)  
Liner: 4 mm cup splitter inlet liner with Siltek® deactivation (cat.# 20709-214.1)  
Inj. Temp.: 250 °C

**Oven**  
**Carrier Gas** H<sub>2</sub>, constant flow  
Flow Rate: 3.62 mL/min  
Linear Velocity: 55 cm/sec

**Detector** FID @ 300 °C

**Oven Temp**  
A: 35 °C  
B: 5 °C (hold 8.32 min) (elute C5) to 48 °C at 22 °C/min (hold 26.32 min) (elute ethylbenzene) to 141 °C at 3.20 °C/min (elute C12) to 300 °C at 1 °C/min

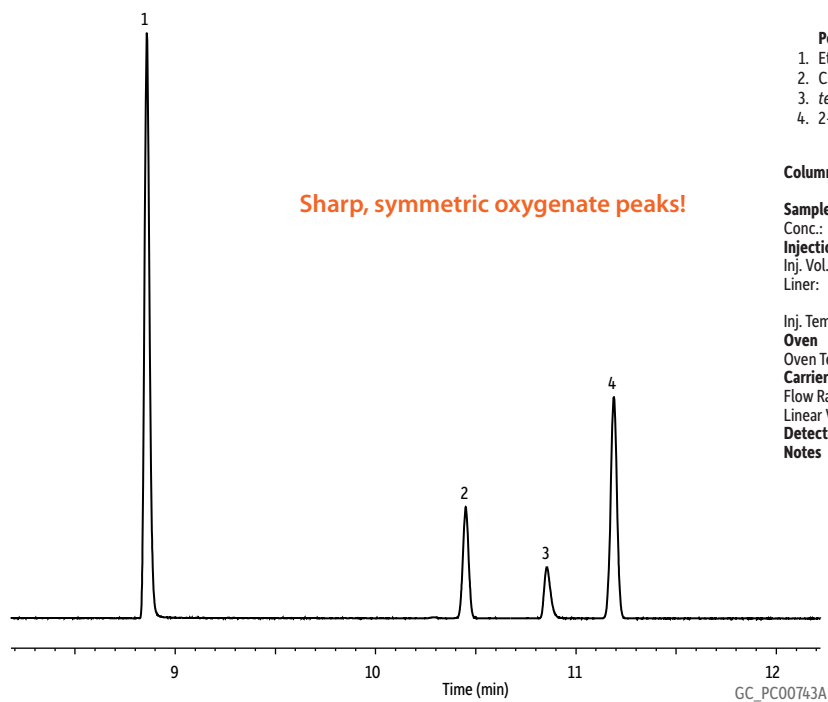
**Notes**  
A: Front end of DHA/oxygenates set-up blend  
C5 Efficiency: 586,825 plates  
C5 k': 0.476  
*tert*-Butanol skew: 2.10  
Resolution: *tert*-butanol/2-methylbutene-2: 5.39

**Acknowledgement**  
Chromatogram courtesy of Neil Johansen, Inc., Aztec, New Mexico, in association with Envantage Analytical Software, Inc., Cleveland, Ohio.

	Optimized D6730 with hydrogen*	Optimized D6730 with helium*	Standard D6730 conditions
Approximate analysis time	72 min.	98 min.	146 min.
% Time savings (relative to standard method conditions)	51% faster	33% faster	—

\* Optimized conditions and chromatographic results for hydrogen shown above; for helium, see next page.

## Detailed Hydrocarbon Analysis on Rtx®-DHA-100/Rtx®-5 DHA Tuning Column

**Peaks**

1. Ethanol
2. C5
3. *tert*-Butanol
4. 2-Methylbutene-2

**Column**

Rtx®-DHA-100, 100 m, 0.25 mm ID, 0.50  $\mu$ m (cat.# 10148)  
 using Rtx®-5 DHA tuning column, 2.62 m, 0.25 mm ID, 1.0  $\mu$ m  
 Custom detailed hydrocarbon analysis (DHA) mix  
 Neat

**Sample**

Conc.:

**Injection**

Inj. Vol.:

Liner:

0.01  $\mu$ L split (split ratio 150:1)  
 4 mm cup splitter inlet liner with Siltek® deactivation  
 (cat.# 20709-214.1)

Inj. Temp.:

200 °C

**Oven**

Oven Temp:

35 °C

**Carrier Gas**

He, constant flow

Flow Rate:

2.3 mL/min

Linear Velocity:

28 cm/sec

**Detector**


Notes

C5 efficiency: 613,596 total theoretical plates

$k'$  (C5): 0.489

*tert*-butanol skewness: 1.25

Resolution (*tert*-butanol/2-methylbutene-2): 5.60

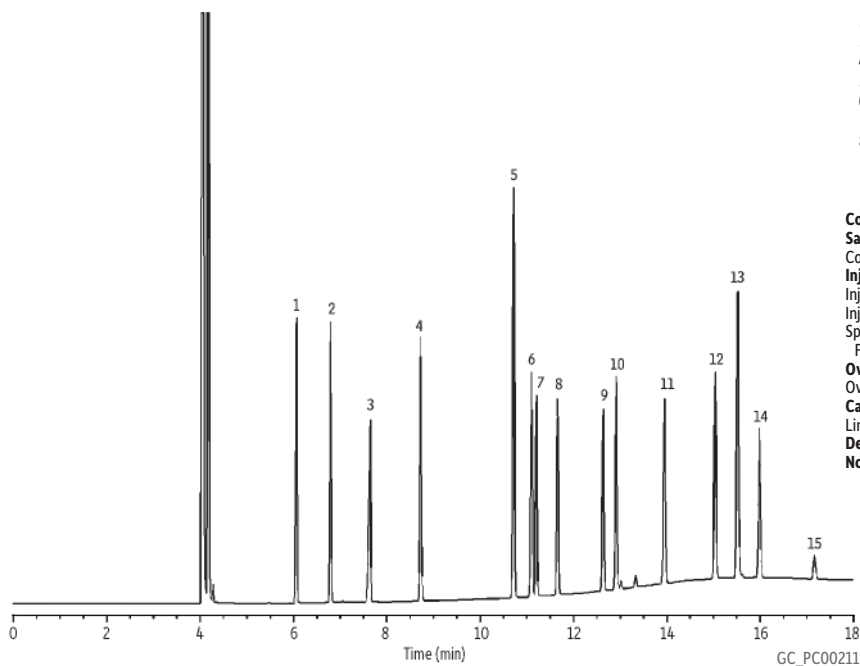
**free literature**

Detailed Hydrocarbon Analysis  
 Featuring Rtx®-DHA Columns

Download your free copy from [www.restek.com](http://www.restek.com)

lit. cat.# PCFL1007B-UNV

Aromatics on Rt®-TCEP



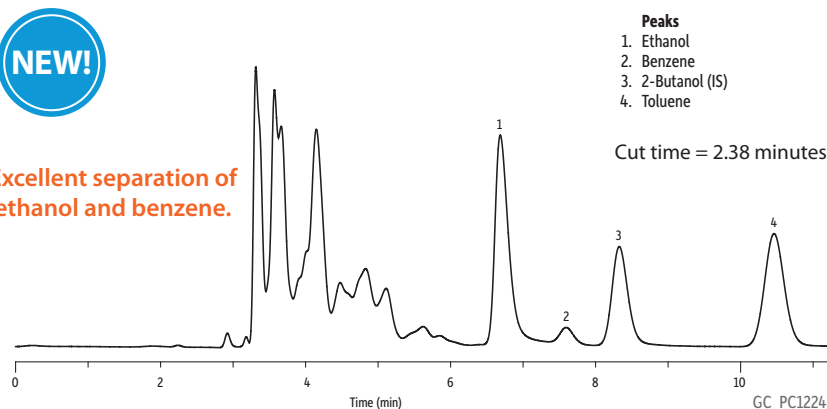
- Peaks**
- |                       |                              |
|-----------------------|------------------------------|
| 1. <i>n</i> -Undecane | 9. <i>n</i> -Propylbenzene   |
| 2. Benzene            | 10. <i>o</i> -Xylene         |
| 3. <i>n</i> -Dodecane | 11. Mesitylene               |
| 4. Toluene            | 12. 1-Ethyl-2-methylbenzene  |
| 5. Ethylbenzene       | 13. <i>m</i> -Diethylbenzene |
| 6. <i>p</i> -Xylene   | 14. <i>p</i> -Diethylbenzene |
| 7. <i>m</i> -Xylene   | 15. <i>o</i> -Diethylbenzene |
| 8. Cumene             |                              |

**Column** Rt®-TCEP, 60 m, 0.25 mm ID, 0.40 µm (cat.# 10999)  
**Sample**  
**Conc.:** 500 ppm, except ethylbenzene @ 1,000 ppm  
**Injection**  
**Inj. Vol.:** 1.0 µL split  
**Inj. Temp.:** 200 °C  
**Split Vent**  
**Flow Rate:** 46 mL/min  
**Oven**  
**Oven Temp:** 60 °C (hold 5 min) to 100 °C at 5 °C/min (hold 10 min)  
**Carrier Gas** He, constant pressure  
**Linear Velocity:** 30 cm/sec @ 80 °C  
**Detector** FID @ 200 °C  
**Notes** FID sensitivity: 6.4 x 10<sup>-11</sup> AFS

Gasoline Containing Ethanol on D3606 Application  
Column Set by ASTM D3606-10 (Modified)



Excellent separation of ethanol and benzene.



- Peaks**
1. Ethanol
  2. Benzene
  3. 2-Butanol (IS)
  4. Toluene

Cut time = 2.38 minutes

**Column** D3606 application column (2 column set). Column 1: 6' (1.8 m), 1/8" OD, 2.0 mm ID, nonpolar Rt®-1; Column 2: 16' (4.9 m), 1/8" OD, 2.0 mm ID, proprietary packing material (cat.# 83606-800)  
**Sample** Ethanol-containing gasoline with internal standard (IS)  
**Diluent:**  
**Injection** Sample valve  
**Sample Loop Vol.:** 1.5 µL  
**Valve Temp.:** 150 °C  
**Oven**  
**Oven Temp:** 135 °C (hold 12 min)  
**Carrier Gas** He, constant flow  
**Flow Rate:** 20.0 mL/min  
**Detector** TCD @ 200 °C  
**Notes** 2.38 minute backflush (must be determined for each GC system).


free literature

Resolve Benzene and Toluene in Spark Ignition Fuels Containing Ethanol Using a Modified ASTM D3606-10 Method D3606 Column Set

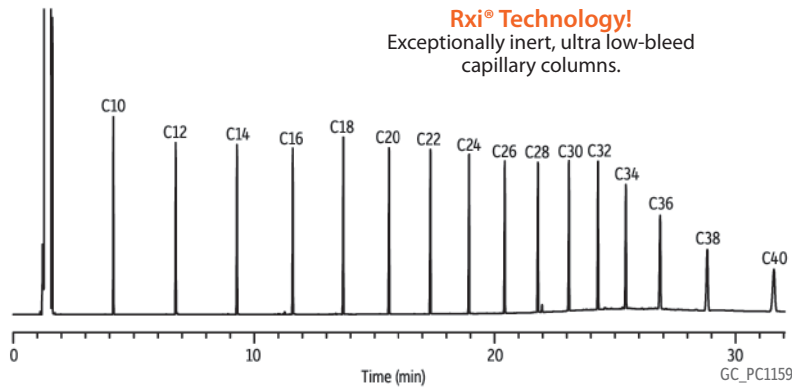
Download your free copy from

[www.restek.com](http://www.restek.com)

lit. cat.# PCTS1408-UNV

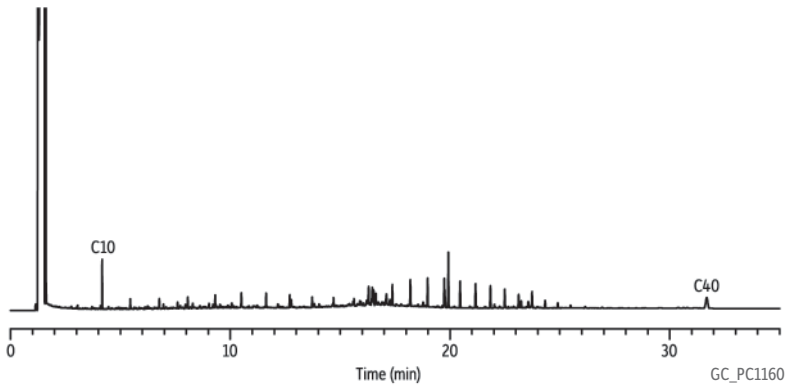


C10-C40 Alkanes on Rxi®-5HT



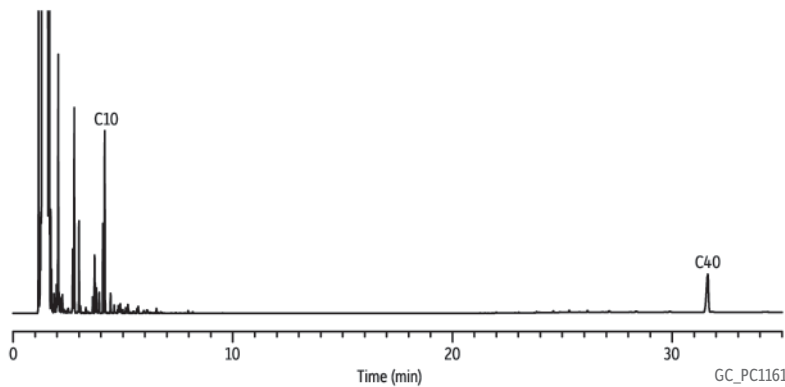
**Column** Rxi®-5HT, 30 m, 0.32 mm ID, 0.25 µm (cat.# 13924) using Rxi® guard column 2 m, 0.53 mm ID (cat.# 10054)  
**Sample** System performance test standard mixture of *n*-alkanes (cat.# 31678)  
**Diluent:** Hexane  
**Conc.:** 50 µg/mL  
**Injection**  
 Inj. Vol.: 1 µL cold on-column  
 Temp. Program: 53 °C to 300 °C at 10 °C/min (hold 20 min)  
**Oven**  
 Oven Temp: 50 °C to 300 °C at 10 °C/min (hold 20 min)  
**Carrier Gas** H<sub>2</sub>, constant flow  
 Linear Velocity: 40 cm/sec @ 50 °C  
 Dead Time: 1.25 min @ 50 °C  
**Detector** FID @ 330 °C  
**Make-up Gas**  
 Make-up Gas Flow Rate: 30 mL/min  
 Make-up Gas Type: N<sub>2</sub>  
**Data Rate:** 20 Hz  
**Instrument** Agilent/HP6890 GC

Diesel on Rxi®-5HT



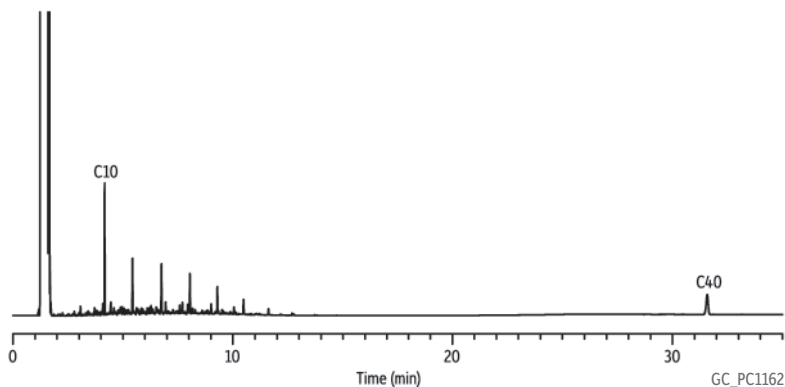
**Column** Rxi®-5HT, 30 m, 0.32 mm ID, 0.25 µm (cat.# 13924) using Rxi® guard column 2 m, 0.53 mm ID (cat.# 10054)  
**Sample** Diesel fuel #2 composite (cat.# 31258)  
**Diluent:** Methylene chloride  
**Conc.:** 50,000 µg/mL diluted to 500 ppm and spiked with C10 & C40  
**Injection**  
 Inj. Vol.: 1 µL cold on-column  
 Temp. Program: 53 °C to 300 °C at 10 °C/min (hold 20 min)  
**Oven**  
 Oven Temp: 50 °C to 300 °C at 10 °C/min (hold 20 min)  
**Carrier Gas** H<sub>2</sub>, constant flow  
 Linear Velocity: 40 cm/sec @ 50 °C  
 Dead Time: 1.25 min @ 50 °C  
**Detector** FID @ 330 °C  
**Make-up Gas**  
 Make-up Gas Flow Rate: 30 mL/min  
 Make-up Gas Type: N<sub>2</sub>  
**Data Rate:** 20 Hz  
**Instrument** Agilent/HP6890 GC

Gasoline on Rxi®-5HT



**Column** Rxi®-5HT, 30 m, 0.32 mm ID, 0.25 µm (cat.# 13924) using Rxi® guard column 2 m, 0.53 mm ID (cat.# 10054)  
**Sample** Unleaded gasoline composite (cat.# 30081)  
**Diluent:** Methanol  
**Conc.:** 2,500 µg/mL diluted to 500 ppm and spiked with C10 & C40  
**Injection**  
 Inj. Vol.: 1 µL cold on-column  
 Temp. Program: 53 °C to 300 °C at 10 °C/min (hold 20 min)  
**Oven**  
 Oven Temp: 50 °C to 300 °C at 10 °C/min (hold 20 min)  
**Carrier Gas** H<sub>2</sub>, constant flow  
 Linear Velocity: 40 cm/sec @ 50 °C  
 Dead Time: 1.25 min @ 50 °C  
**Detector** FID @ 330 °C  
**Make-up Gas**  
 Make-up Gas Flow Rate: 30 mL/min  
 Make-up Gas Type: N<sub>2</sub>  
**Data Rate:** 20 Hz  
**Instrument** Agilent/HP6890 GC

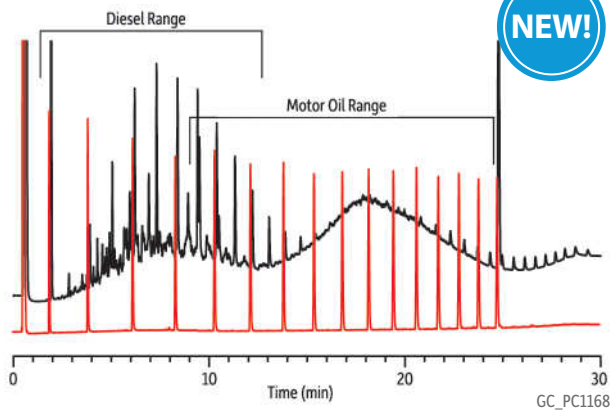
Kerosene on Rxi®-5HT



**Column** Rxi®-5HT, 30 m, 0.32 mm ID, 0.25 µm (cat.# 13924) using Rxi® guard column 2 m, 0.53 mm ID (cat.# 10054)  
**Sample** Kerosene composite (cat.# 31094)  
**Diluent:** Methylene chloride  
**Conc.:** 500 µg/mL spiked with C10 & C40  
**Injection**  
 Inj. Vol.: 1 µL cold on-column  
 Temp. Program: 53 °C to 300 °C at 10 °C/min (hold 20 min)  
**Oven**  
 Oven Temp: 50 °C to 300 °C at 10 °C/min (hold 20 min)  
**Carrier Gas** H<sub>2</sub>, constant flow  
 Linear Velocity: 40 cm/sec @ 50 °C  
 Dead Time: 1.25 min @ 50 °C  
**Detector** FID @ 330 °C  
**Make-up Gas**  
 Make-up Gas Flow Rate: 30 mL/min  
 Make-up Gas Type: N<sub>2</sub>  
**Data Rate:** 20 Hz  
**Instrument** Agilent/HP6890 GC



Diesel #2/Motor Oil on Rtx®-Mineral Oil



**Column** Rtx®-Mineral Oil, 15 m, 0.32 mm ID, 0.15 µm (cat.# 18074)  
using IP deactivated guard column 2 m, 0.53 mm ID (cat.# 10047)

**Sample** Diesel #2/motor oil (cat.# 31682)

**Diluent:** Hexane  
**Conc.:** 5,000 µg/mL diluted to 500 ppm

**Injection**  
**Inj. Vol.:** 0.5 µL cold on-column  
**Temp. Program:** 53 °C to 300 °C at 10 °C/min (hold 20 min)

**Oven**  
**Oven Temp:** 50 °C to 300 °C at 10 °C/min (hold 20 min)

**Carrier Gas** H<sub>2</sub>, constant flow  
**Linear Velocity:** 40 cm/sec @ 50 °C  
**Dead Time:** 0.625 min @ 50 °C

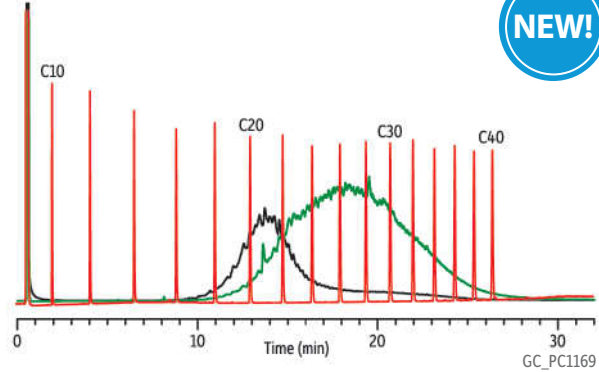
**Detector** FID @ 330 °C

**Make-up Gas**  
**Flow Rate:** 30 mL/min  
**Make-up Gas Type:** N<sub>2</sub>

**Data Rate:** 20 Hz  
**Instrument** Agilent/HP6890 GC

**Notes** Black trace = diesel/motor oil  
Red trace = C10-C40 standard

Mineral Oil and Motor Oil on Rtx®-Mineral Oil



**Column** Rtx®-Mineral Oil, 15 m, 0.32 mm ID, 0.15 µm (cat.# 18074)  
using IP deactivated guard column 2 m, 0.53 mm ID (cat.# 10047)

**Sample** Custom mineral oil/motor oil mix

**Diluent:** Hexane  
**Conc.:** 500 µg/mL

**Injection**  
**Inj. Vol.:** 0.5 µL cold on-column  
**Temp. Program:** 53 °C to 300 °C at 10 °C/min (hold 20 min)

**Oven**  
**Oven Temp:** 50 °C to 300 °C at 10 °C/min (hold 20 min)

**Carrier Gas** H<sub>2</sub>, constant flow  
**Linear Velocity:** 40 cm/sec @ 50 °C  
**Dead Time:** 0.625 min @ 50 °C

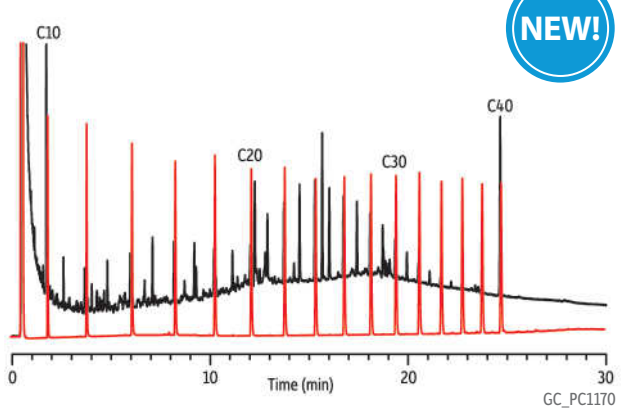
**Detector** FID @ 330 °C

**Make-up Gas**  
**Flow Rate:** 30 mL/min  
**Make-up Gas Type:** N<sub>2</sub>

**Data Rate:** 20 Hz  
**Instrument** Agilent/HP6890 GC

**Notes** Black trace = mineral oil  
Green trace = motor oil  
Red trace = C10-C40 standard

Diesel #2/Mineral Oil on Rtx®-Mineral Oil



**Column** Rtx®-Mineral Oil, 15 m, 0.32 mm ID, 0.15 µm (cat.# 18074)  
using IP deactivated guard column 2 m, 0.53 mm ID (cat.# 10047)

**Sample** Diesel #2/mineral oil (cat.# 31676)

**Diluent:** Hexane  
**Conc.:** 500 µg/mL

**Injection**  
**Inj. Vol.:** 0.5 µL cold on-column  
**Temp. Program:** 53 °C to 300 °C at 10 °C/min (hold 20 min)

**Oven**  
**Oven Temp:** 50 °C to 300 °C at 10 °C/min (hold 20 min)

**Carrier Gas** H<sub>2</sub>, constant flow  
**Linear Velocity:** 40 cm/sec @ 50 °C  
**Dead Time:** 0.625 min @ 50 °C

**Detector** FID @ 330 °C

**Make-up Gas**  
**Flow Rate:** 30 mL/min  
**Make-up Gas Type:** N<sub>2</sub>


**Data Rate:** 20 Hz  
**Instrument** Agilent/HP6890 GC

**Notes** Black trace = diesel/mineral oil  
Red trace = C10-C40 standard

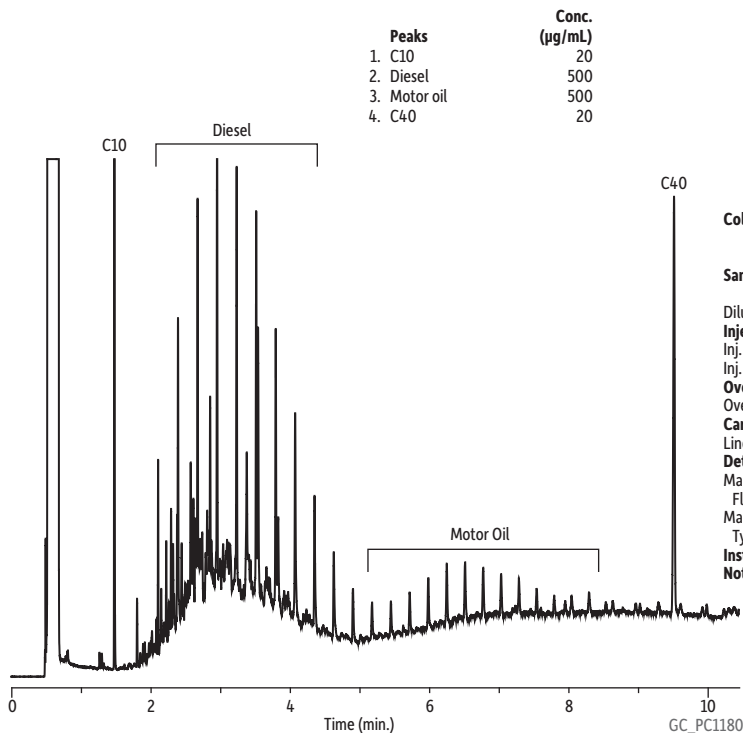
Looking for more?

Visit our online technical library for chromatograms based on ASTM methods, USP procedures, and other applications.

[www.restek.com/chromatograms](http://www.restek.com/chromatograms)



Diesel & Motor Oil on Rtx®-Mineral Oil



**Column** Rtx®-Mineral Oil, 15 m, 0.32 mm ID, 0.10 µm (cat.# 18079) using IP deactivated guard column 10 m, 0.32 mm ID (cat.# 10047) with aluminum connector

**Sample** Diesel #2/motor oil (cat.# 31682)  
Extraction solvent stock solution #2 (cat.# 31680)  
Hexane/methylene chloride

**Diluent:**  
**Injection**  
Inj. Vol.: 1.0 µL direct  
Inj. Temp.: 58 °C

**Oven**  
Oven Temp: 55 °C (hold 1.0 min) to 380 °C at 100 °C/min (hold 6.0 min)

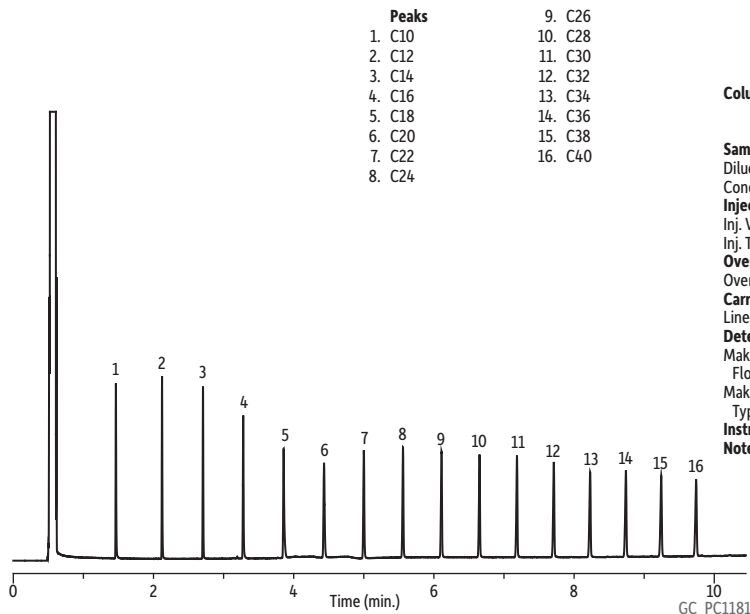
**Carrier Gas**  
Linear Velocity: 40 cm/sec

**Detector**  
Make-up Gas  
Flow Rate: 30 mL/min  
Make-up Gas  
Type: N<sub>2</sub>

**Instrument Notes**  
Agilent/HP6890 GC  
Direct cool on-column injection, programmed by oven tracking.  
Actual guard column length used in application was 2 m.



n-alkanes (C10-C40) on Rtx®-Mineral Oil



**Column** Rtx®-Mineral Oil, 15 m, 0.32 mm ID, 0.10 µm (cat.# 18079) using IP deactivated guard column 10 m, 0.32 mm ID (cat.# 10047) with aluminum connector

**Sample** System performance test standard mixture of n-alkanes (cat.# 31678)  
Hexane/methylene chloride  
20 µg/mL each

**Diluent:**  
**Injection**  
Inj. Vol.: 1.0 µL direct  
Inj. Temp.: 58 °C

**Oven**  
Oven Temp: 55 °C (hold 1.0 min) to 380 °C at 100 °C/min (hold 6.0 min)

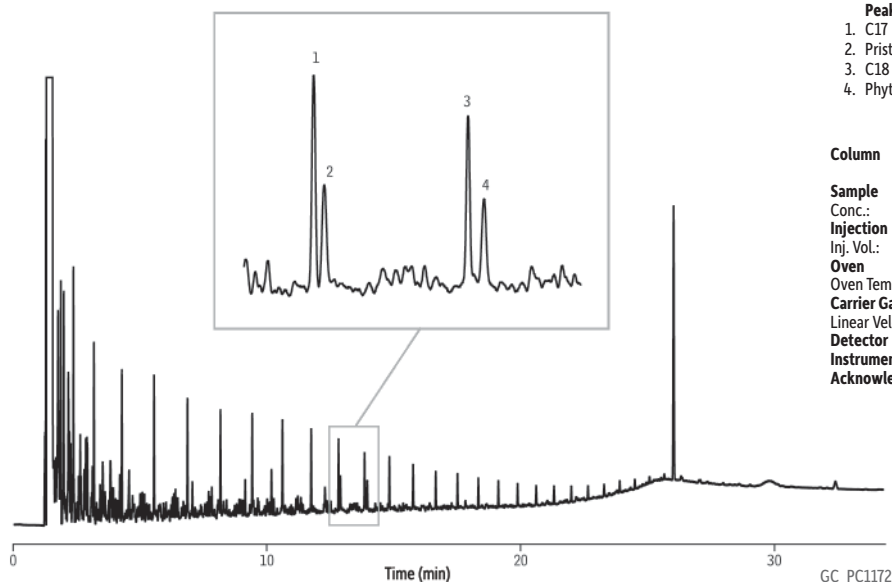
**Carrier Gas**  
Linear Velocity: 40 cm/sec

**Detector**  
Make-up Gas  
Flow Rate: 30 mL/min  
Make-up Gas  
Type: N<sub>2</sub>

**Instrument Notes**  
Agilent/HP6890 GC  
Direct cool on-column injection, programmed by oven tracking.  
Actual guard column length used in application was 2 m.

Mid-range Crude on Rxi®-5HT

**Rxi® Technology!**  
Exceptionally inert, ultra low-bleed  
capillary columns.



**Peaks**

1. C17
2. Pristane
3. C18
4. Phytane

**Column** Rxi®-5HT, 30 m, 0.32 mm ID, 0.10 µm (cat.# 13909)  
using retention gap 2 m, 0.53 mm ID

**Sample** Mid-range crude

**Conc.:** 500 µg/mL

**Injection**

Inj. Vol.: 1.0 µL cold on-column

**Oven**

Oven Temp: 50 °C to 300 °C at 10 °C/min (hold 10 min)

**Carrier Gas** H<sub>2</sub>, constant flow

**Linear Velocity:** 40 cm/sec

**Detector** FID @ 330 °C

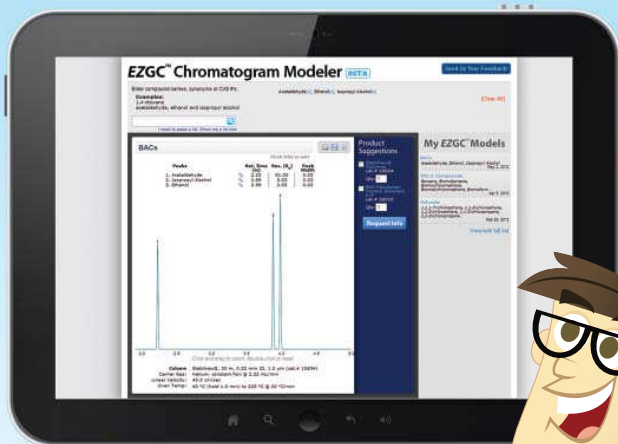
**Instrument** Agilent/HP6890 GC

**Acknowledgement**

Sample courtesy of Exxon Mobil Corporation

# Now Online! Our EZGC™ Web App Will Kick-Start Your GC Method Development

- **EZ to Register** – If you have a Restek login, you're already done! (And if you don't, you can get one at no charge and with no hassle.)
- **EZ to Get Started** – A quick, 5-minute video will show you everything you need to know.
- **EZ to Use** – Just enter your target compounds, and in seconds, the EZGC™ system gives you a customized method, including column, conditions, and model chromatogram.
- **EZ to Analyze** – Model chromatograms are fully interactive. Zoom in, view chemical structures, and even overlay mass spectra.
- **EZ to Save** – Print your chromatogram and custom settings, or save them for future reference.

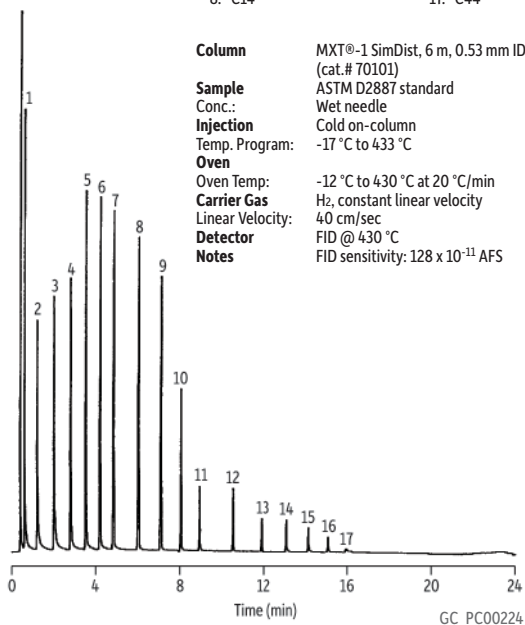


Start developing incredible GC methods today!

[www.restek.com/ezgc](http://www.restek.com/ezgc)

**Simulated Distillation (Standard Calibration)  
on MXT®-1 SimDist**

<b>Peaks</b>	9. C16
1. C6	10. C18
2. C7	11. C20
3. C8	12. C24
4. C9	13. C28
5. C10	14. C32
6. C11	15. C36
7. C12	16. C40
8. C14	17. C44



**Column** MXT®-1 SimDist, 6 m, 0.53 mm ID, 0.15 µm (cat.# 70101)  
**Sample** ASTM D2887 standard  
**Conc.:** Wet needle  
**Injection** Cold on-column  
**Temp. Program:** -17 °C to 433 °C  
**Oven**  
**Oven Temp:** -12 °C to 430 °C at 20 °C/min  
**Carrier Gas** Hz, constant linear velocity  
**Linear Velocity:** 40 cm/sec  
**Detector** FID @ 430 °C  
**Notes** FID sensitivity: 128 x 10<sup>-11</sup> AFS

**free literature**

Increase Productivity: Get More Runs from Your SimDist Setup Using Next Generation MXT®-1HT SimDist Columns

Download your free copy from

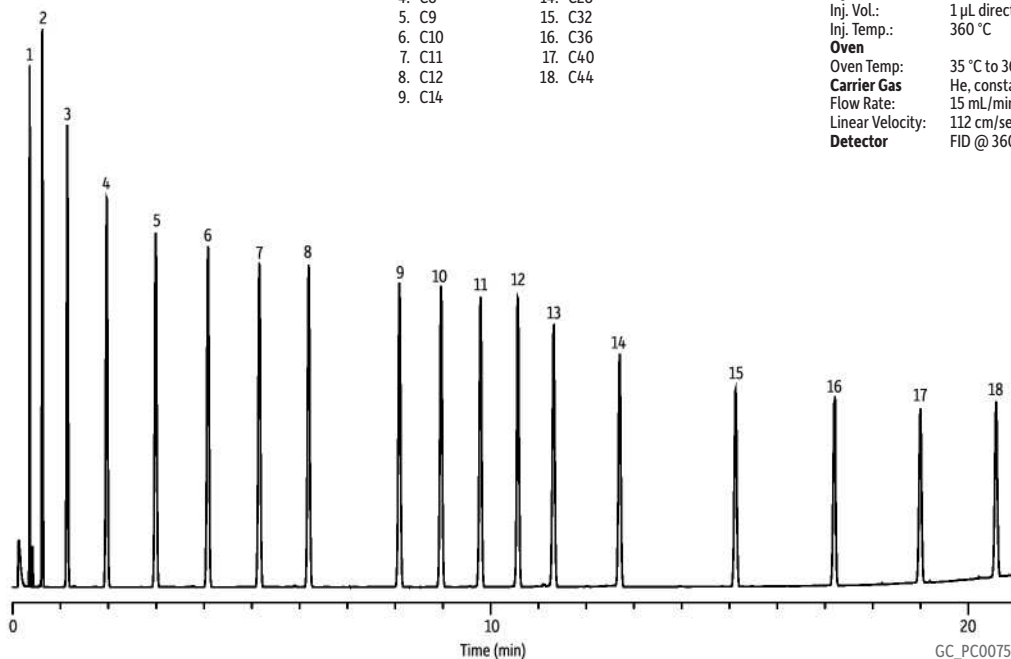
[www.restek.com](http://www.restek.com)

lit. cat.#  
PCFL1201A



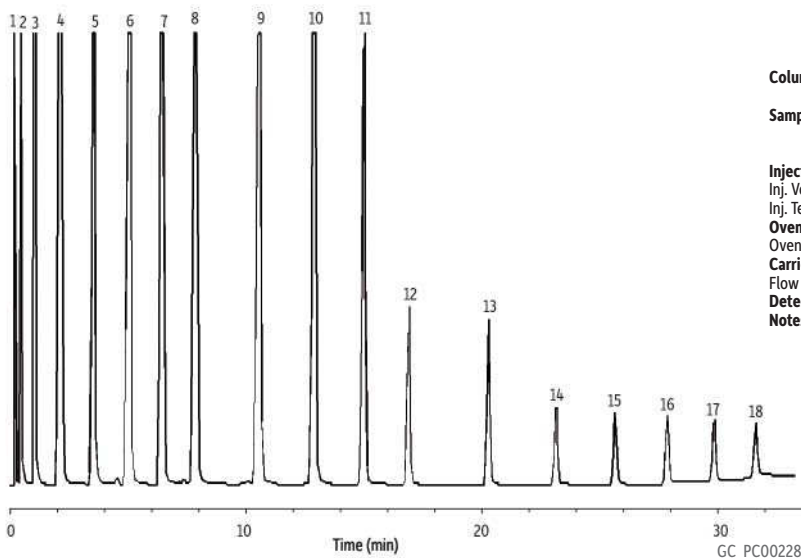
**Simulated Distillation (C5-C44) on Rtx®-2887**

<b>Peaks</b>	10. C16
1. C5	11. C18
2. C6	12. C20
3. C7	13. C24
4. C8	14. C28
5. C9	15. C32
6. C10	16. C36
7. C11	17. C40
8. C12	18. C44
9. C14	



**Column** Rtx®-2887, 10 m, 0.53 mm ID, 2.65 µm (cat.# 10199)  
**Sample** C5 to C44 hydrocarbon standard  
**Diluent:** Carbon disulfide  
**Conc.:** 0.01-0.1 wt. %  
**Injection**  
**Inj. Vol.:** 1 µL direct  
**Inj. Temp.:** 360 °C  
**Oven**  
**Oven Temp:** 35 °C to 360 °C at 15 °C/min (hold 5 min)  
**Carrier Gas** He, constant flow  
**Flow Rate:** 15 mL/min  
**Linear Velocity:** 112 cm/sec  
**Detector** FID @ 360 °C

Simulated Distillation by ASTM D2887 on Rtx®-1 SimDist 2887  
(packed)



Peaks	
1. Pentane	10. Hexadecane
2. Hexane	11. Octadecane
3. Heptane	12. Eicosane
4. Octane	13. Tetracosane
5. Nonane	14. Octacosane
6. Decane	15. Dotriacontane
7. Undecane	16. Hexatriacontane
8. Dodecane	17. Tetracontane
9. Tetradecane	18. Tetratetracontane

**Column** Rtx®-1 SimDist 2887, SilcoSmooth® tubing, 100/120 mesh on Silcoport® W, 25 inches, 1/8 in. OD, 2 mm ID (cat.# 80000-800)

**Sample** 1-12% (w/w) each component  
ASTM D2887-01 calibration mix (1% each in CS<sub>2</sub>) (cat.# 31674)  
ASTM D2887-01 calibration mix (5% each, neat) (cat.# 31675)

**Injection**  
Inj. Vol.: 1.0 µL packed not on-column  
Inj. Temp.: 350 °C

**Oven**  
Oven Temp: 35 °C to 350 °C at 10 °C/min (hold 5 min)

**Carrier Gas** He, constant flow

**Flow Rate:** 25 mL/min

**Detector** FID @ 350 °C

**Notes** FID sensitivity: 256 x 10<sup>-11</sup> AFS

## How can we help you today? Contact us...

customer service: **1-814-353-1300, ext. 3** | e-mail: [csreps@restek.com](mailto:csreps@restek.com)

technical service: **1-814-353-1300, ext. 4** | e-mail: [support@restek.com](mailto:support@restek.com)

sales representatives: **1-814-353-1300, ext. 3** | e-mail: [salesreps@restek.com](mailto:salesreps@restek.com)

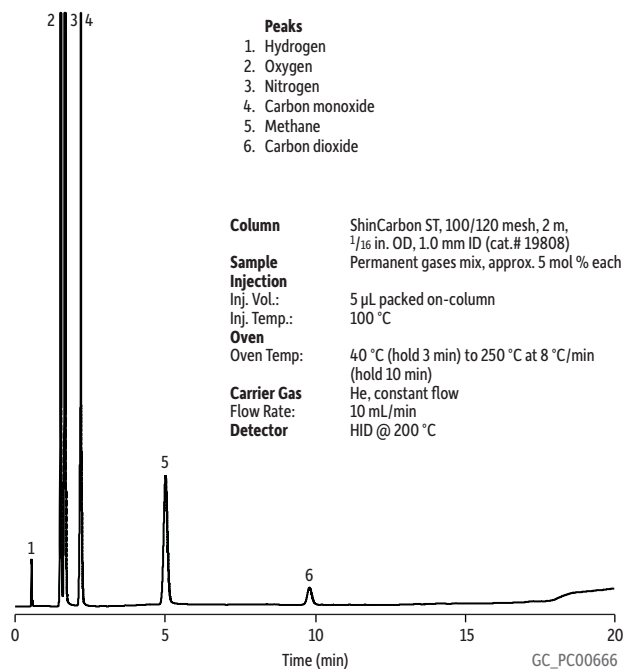
### 4 ways to order:

1. CALL: 1-800-356-1688, ext. 3 or 1-814-353-1300, ext. 3 *Monday–Friday 8:00 a.m.–6:30 p.m. Eastern Time*
2. FAX: 1-814-353-1309 *24 hours a day*
3. ONLINE: [www.restek.com](http://www.restek.com) *24 hours a day*
4. E-MAIL: [csreps@restek.com](mailto:csreps@restek.com) *24 hours a day*

Outside the U.S.? Find a distributor at [www.restek.com/distributor](http://www.restek.com/distributor)

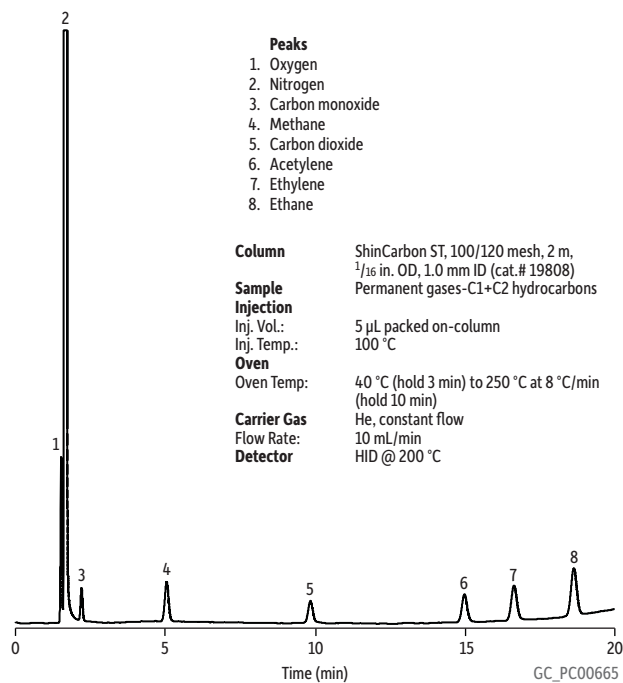
## Permanent Gases on ShinCarbon ST

(micropacked)



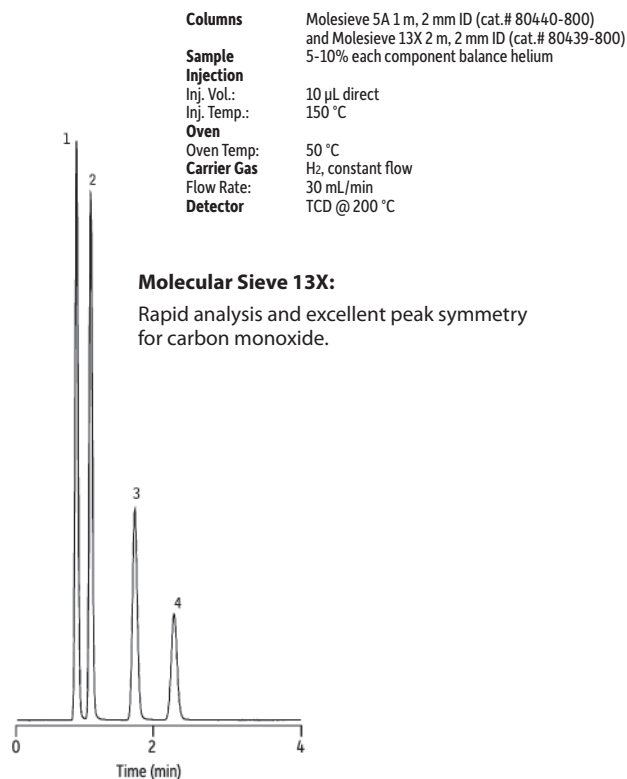
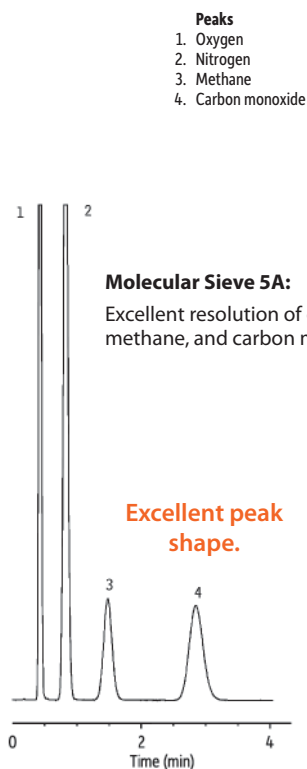
## Permanent Gases and C1+C2 Hydrocarbons on ShinCarbon ST

(micropacked)



## Permanent Gases on Molecular Sieve 5A and Molecular Sieve 13X

(packed)

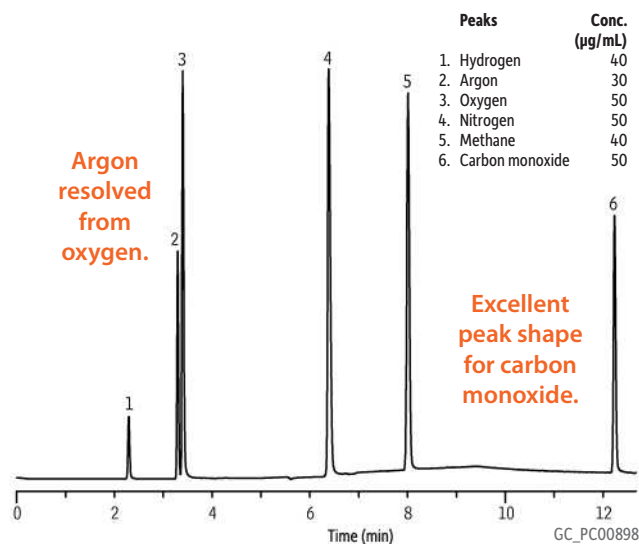




## Permanent Gases

## Permanent Gases on Rt®-Msieve 5A

(PLOT)



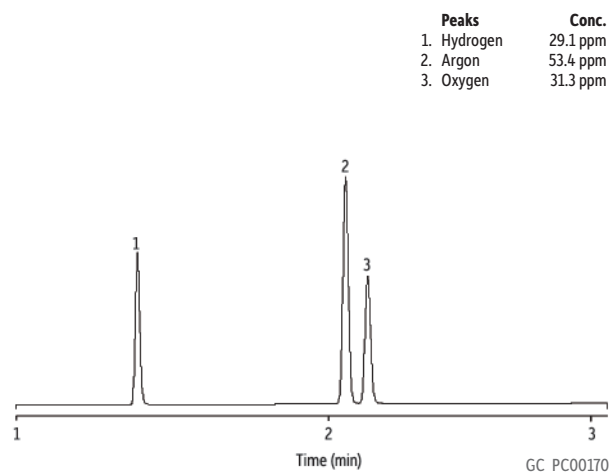
Argon resolved from oxygen.

Excellent peak shape for carbon monoxide.

**Column** Rt®-Msieve 5A, 30 m, 0.53 mm ID, 50 µm (cat.# 19723)  
**Sample** Permanent gases  
**Injection** Sample valve  
**Sample Loop Vol.:** 5 µL  
**Valve Name:** 6-port Valco® valve  
**Inj. Temp.:** 200 °C  
**Valve Temp.:** Ambient  
**Oven**  
**Oven Temp:** 27 °C (hold 5 min) to 100 °C at 10 °C/min (hold 5 min)  
**Carrier Gas** He, constant flow  
**Flow Rate:** 5.0 mL/min  
**Detector** Valco® helium ionization detector @ 150 °C

## Permanent Gases on Rt®-MSieve 5A

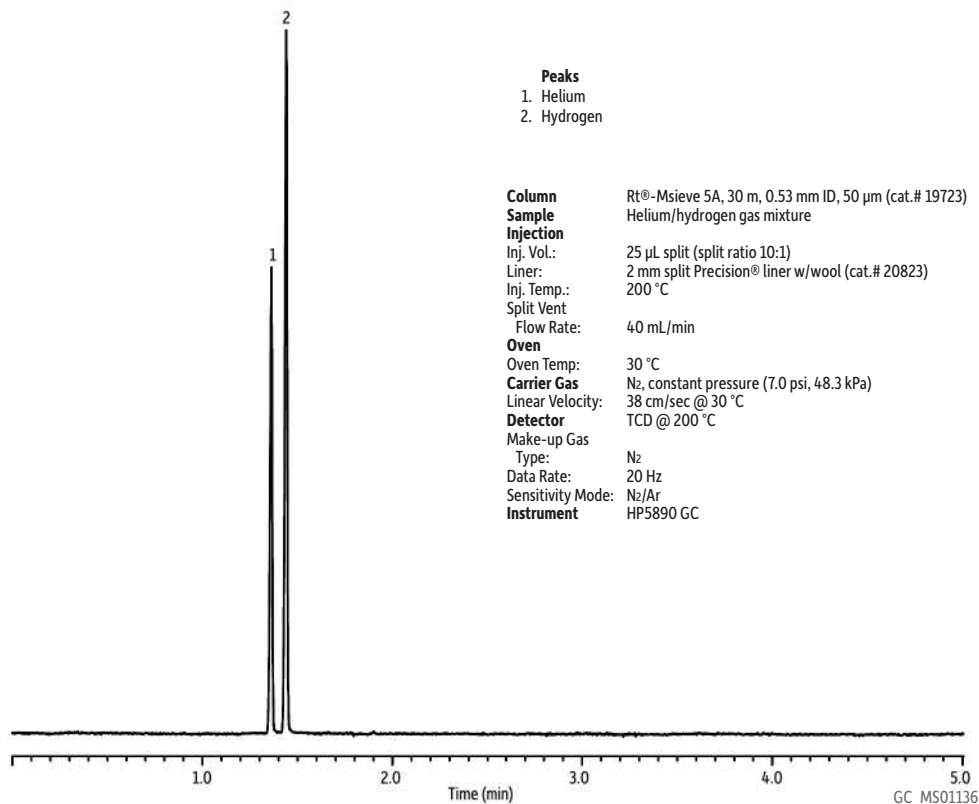
(PLOT)



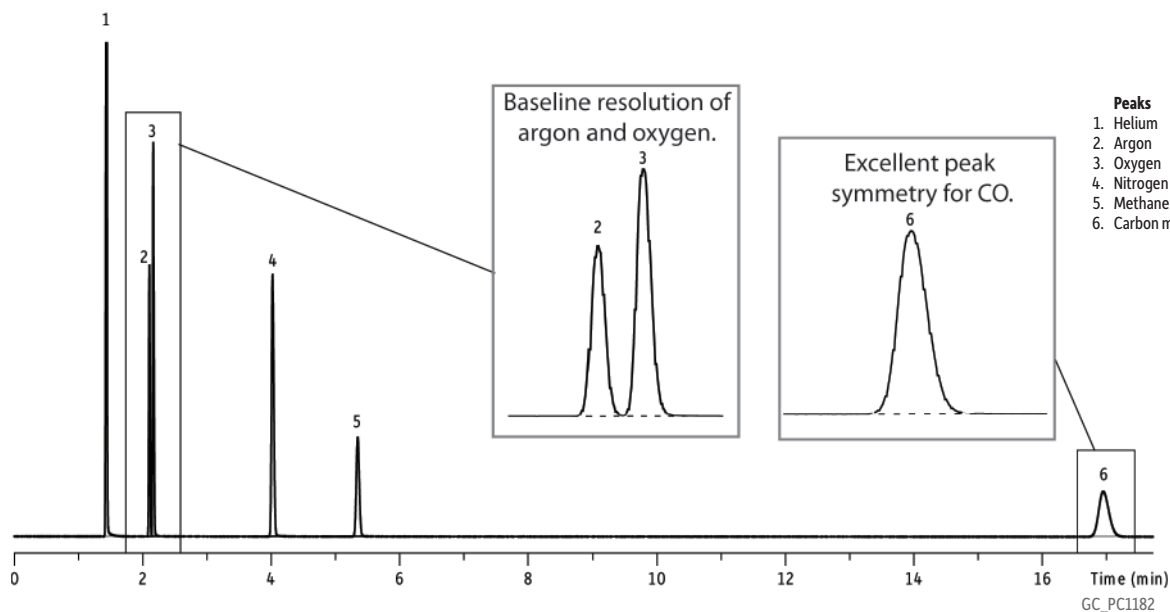
**Column** Rt®-Msieve 5A, 30 m, 0.53 mm ID, 50 µm (cat.# 19723)  
**Injection** Sample valve  
**Sample Loop Vol.:** 500 µL  
**Oven**  
**Oven Temp:** 27 °C  
**Carrier Gas** He, constant flow  
**Linear Velocity:** 34 cm/sec  
**Detector** Valco® HID  
**Acknowledgement** Chromatogram courtesy of Larry McElmurry, Mobile Analytical Labs.

## Helium/Hydrogen Separation using Rt®-Msieve 5A

(PLOT)

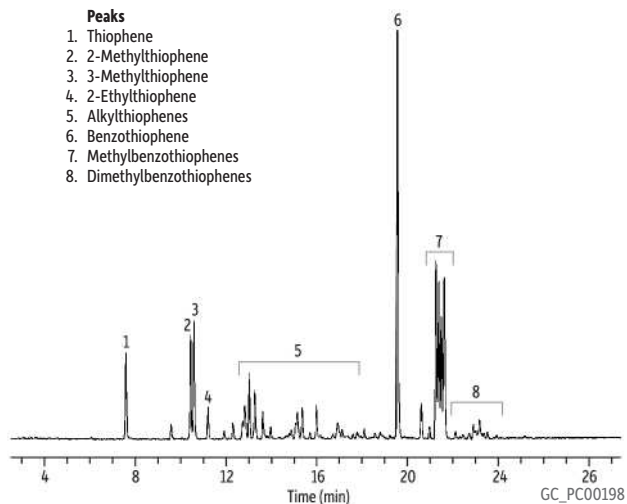


Permanent Gases on MXT®-Msieve 5A



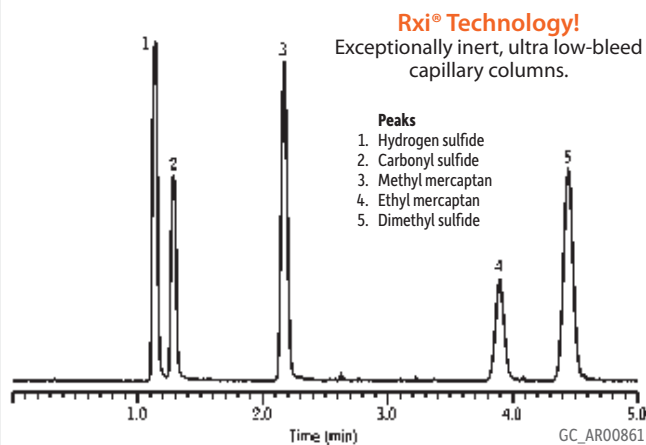
Column MXT®-Msieve 5A, 30 m, 0.53 mm ID, 50 µm (cat.# 79723)  
 Sample Conc.: 1% in hydrogen  
 Injection split (split ratio 50:1)  
 Oven Oven Temp.: 30 °C  
 Carrier Gas H<sub>2</sub>  
 Detector µ-TCD

Sulfur in Gasoline on Rtx®-1



Column Rtx®-1, 30 m, 0.32 mm ID, 4.0 µm (cat.# 10198)  
 Sample Gasoline containing 300 ppm total sulfur  
 Injection Inj. Vol.: 1 µL split (split ratio 10:1)  
 Inj. Temp.: 275 °C  
 Oven Oven Temp: 40 °C (hold 3 min) to 275 °C at 10 °C/min (hold 5 min)  
 Carrier Gas He, constant flow  
 Flow Rate: 2.5 mL/min  
 Linear Velocity: 70 cm/sec  
 Detector SCD @ 275 °C

Sulfur Compounds on Rxi®-1ms



Column Rxi®-1ms, 30 m, 0.32 mm ID, 4.0 µm (cat.# 13396)  
 Sample Hydrogen sulfide, carbonyl sulfide, methyl mercaptan, ethyl mercaptan, dimethyl sulfide  
 Diluent: helium  
 Conc.: 100 ppbv  
 Injection Splitless  
 Inj. Temp.: 30 °C  
 Oven Oven Temp: 30 °C  
 Carrier Gas He, constant pressure  
 Linear Velocity: 48 cm/sec @ 30 °C  
 Detector SCD @ 800 °C  
 Notes Injection: sample loop (30 °C), 1 mL splitless direct

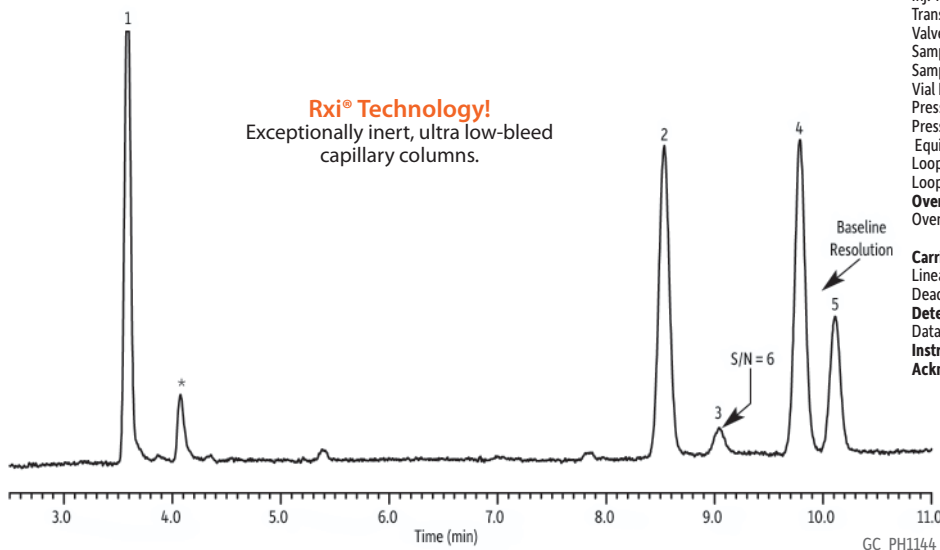
Sample storage & transfer:  
 SilcoCan® air monitoring canister with Siltek®-treated 1/8" valve (cat.# 24182-650);  
 SulfInert®-treated gas sample loop, 1 cc (cat.# 22848); SulfInert®-treated gas sample loop, 10 cc (custom order)

## Residual Solvents (Class 1) for Water-Soluble Articles on Rxi®-624Sil MS

Peaks	t <sub>R</sub> (min)	Conc. (µg/mL)
1. 1,1-Dichloroethene	3.586	0.07
2. 1,1,1-Trichloroethane	8.536	0.08
3. Carbon tetrachloride	9.042	0.03
4. Benzene	9.787	0.02
5. 1,2-Dichloroethane	10.112	0.04

\* DMSO interference

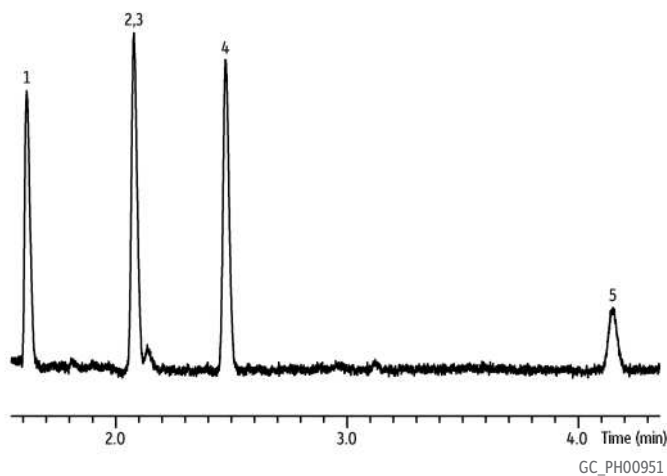
<b>Column</b>	Rxi®-624Sil MS, 30 m, 0.32 mm ID, 1.80 µm (cat.# 13870)
<b>Sample</b>	Residual solvents - class 1 (cat.# 36279)
<b>Diluent:</b>	Water
<b>Injection</b>	Headspace-loop split (split ratio 5:1)
<b>Liner:</b>	1 mm split (cat.# 20972)
<b>Headspace-Loop</b>	
<b>Inj. Port Temp.:</b>	140 °C
<b>Instrument:</b>	Tekmar HT3
<b>Inj. Time:</b>	1 min
<b>Transfer Line Temp.:</b>	110 °C
<b>Valve Oven Temp.:</b>	110 °C
<b>Sample Temp.:</b>	80 °C
<b>Sample Equil. Time:</b>	60 min
<b>Vial Pressure:</b>	10 psi
<b>Pressurize Time:</b>	0.5 min
<b>Pressure</b>	
<b>Equilibration Time:</b>	0.05 min
<b>Loop Pressure:</b>	5 psi
<b>Loop Fill Time:</b>	0.1 min
<b>Oven</b>	
<b>Oven Temp:</b>	40 °C (hold 20 min) to 240 °C at 10 °C/min (hold 20 min)
<b>Carrier Gas</b>	He, constant flow
<b>Linear Velocity:</b>	35 cm/sec
<b>Dead Time:</b>	1.45 min @ 40 °C
<b>Detector</b>	FID @ 250 °C
<b>Data Rate:</b>	5 Hz
<b>Instrument</b>	Agilent/HP6890 GC
<b>Acknowledgement</b>	Teledyne Tekmar



**Rxi® Technology!**  
Exceptionally inert, ultra low-bleed  
capillary columns.

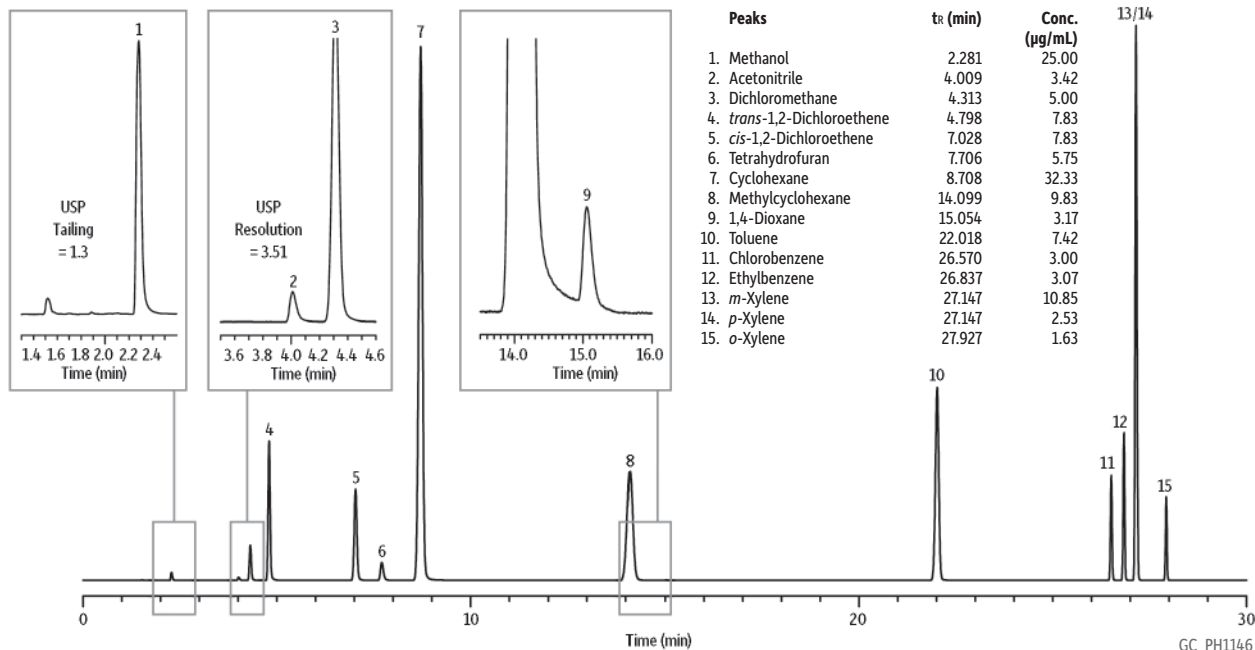
## Residual Solvents (Class 1) on Stabilwax® (G16)

Peaks
1. 1,1-Dichloroethene
2. 1,1,1-Trichloroethane
3. Carbon tetrachloride
4. Benzene
5. 1,2-Dichloroethane



<b>Column</b>	Stabilwax®, 30 m, 0.32 mm ID, 0.25 µm (cat.# 10624)
<b>Sample</b>	Residual solvents - class 1 (cat.# 36279) in 20 mL headspace vial (cat.# 24685)
<b>Diluent:</b>	Water
<b>Injection</b>	
<b>Inj. Vol.:</b>	1.0 µL headspace-syringe split (split ratio 5:1)
<b>Liner:</b>	2 mm splitless (cat.# 20712)
<b>Inj. Temp.:</b>	140 °C
<b>Headspace-Syringe</b>	
<b>Instrument:</b>	Overbrook Scientific HT200H
<b>Syringe Temp.:</b>	100 °C
<b>Sample Temp.:</b>	80 °C
<b>Sample Equil. Time:</b>	45 min
<b>Inj. Speed:</b>	8
<b>Inj. Dwell:</b>	5 sec
<b>Oven</b>	
<b>Oven Temp:</b>	50 °C (hold 20 min) to 165 °C at 6 °C/min (hold 20 min)
<b>Carrier Gas</b>	He, constant flow
<b>Flow Rate:</b>	2.15 mL/min
<b>Linear Velocity:</b>	35.2 cm/sec
<b>Detector</b>	FID @ 250 °C

## Residual Solvents (Class 2 - Mixture A) for Water-Soluble Articles on Rxi®-624Sil MS



**Column** Rxi®-624Sil MS, 30 m, 0.32 mm ID, 1.80 µm (cat.# 13870)

**Sample** Residual solvents class 2 - mix A (cat.# 36271)

**Diluent:** Water

**Injection** Headspace-loop split (split ratio 5:1)

**Liner:** 1 mm split (cat.# 20972)

**Headspace-Loop**

**Inj. Port Temp.:** 140 °C

**Instrument:** Tekmar HT3

**Inj. Time:** 1 min.

**Transfer Line Temp.:** 110 °C

**Valve Oven Temp.:** 110 °C

**Sample Temp.:** 80 °C

**Sample Equil. Time:** 60 min

**Vial Pressure:** 10 psi

**Pressurize Time:** 0.5 min

**Pressure**

**Equilibration Time:** 0.05 min

**Loop Pressure:** 5 psi

**Loop Fill Time:** 0.1 min

**Oven**  
**Oven Temp.:** 40 °C (hold 20 min) to 240 °C at 10 °C/min (hold 20 min)

**Carrier Gas** He, constant flow

**Linear Velocity:** 35 cm/sec

**Dead Time:** 1.45 min @ 40 °C

**Detector** FID @ 250 °C

**Data Rate:** 5 Hz

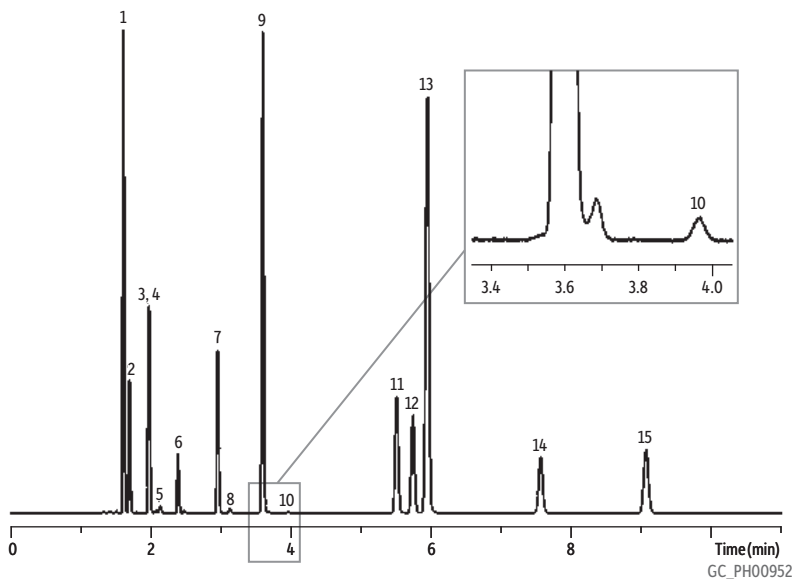
**Instrument** Agilent/HP6890 GC

**Acknowledgement** Teledyne Tekmar

**Rxi® Technology!**

Exceptionally inert, ultra low-bleed capillary columns.

## Residual Solvents (Class 2 - Mixture A) on Stabilwax® (G16)



**Peaks**

**Column** Stabilwax®, 30 m, 0.32 mm ID, 0.25 µm (cat.# 10624)

**Sample** Residual solvents class 2 - mix A (cat.# 36271)

**Diluent:** Water

**Injection** 1,000 µL headspace-syringe split (split ratio 5:1)

**Liner:** 2 mm splitless (cat.# 20712)

**Inj. Temp.:** 140 °C

**Headspace-Syringe**

**Instrument:** Overbrook Scientific HT200H

**Syringe Temp.:** 100 °C

**Sample Temp.:** 80 °C

**Sample Equil.**

**Time:** 45 min

**Inj. Speed:** 8

**Inj. Dwell:** 5 sec

**Oven**

**Oven Temp.:** 50 °C (hold 20 min) to 165 °C at 6 °C/min (hold 20 min)

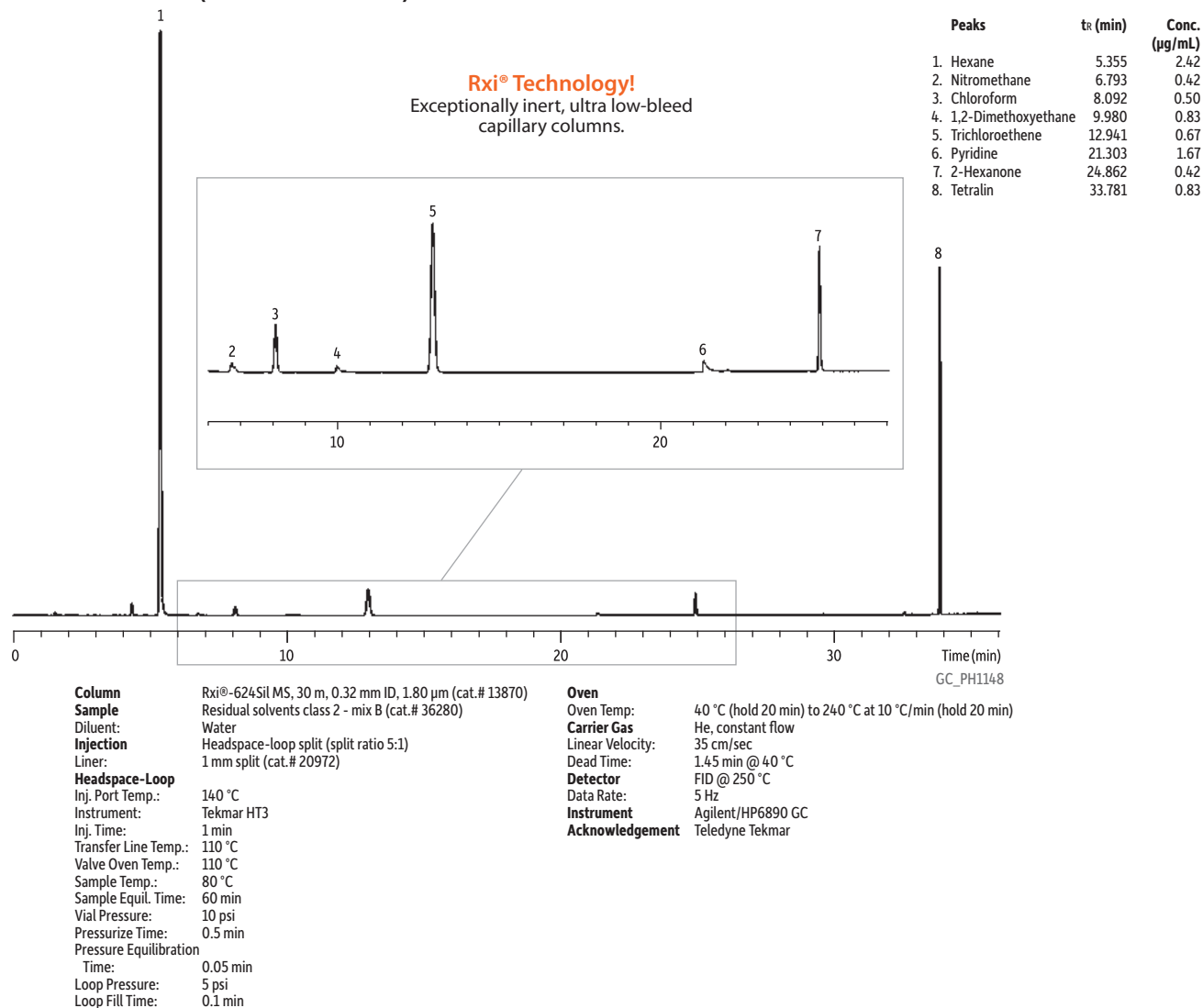
**Carrier Gas** He, constant flow

**Flow Rate:** 2.15 mL/min

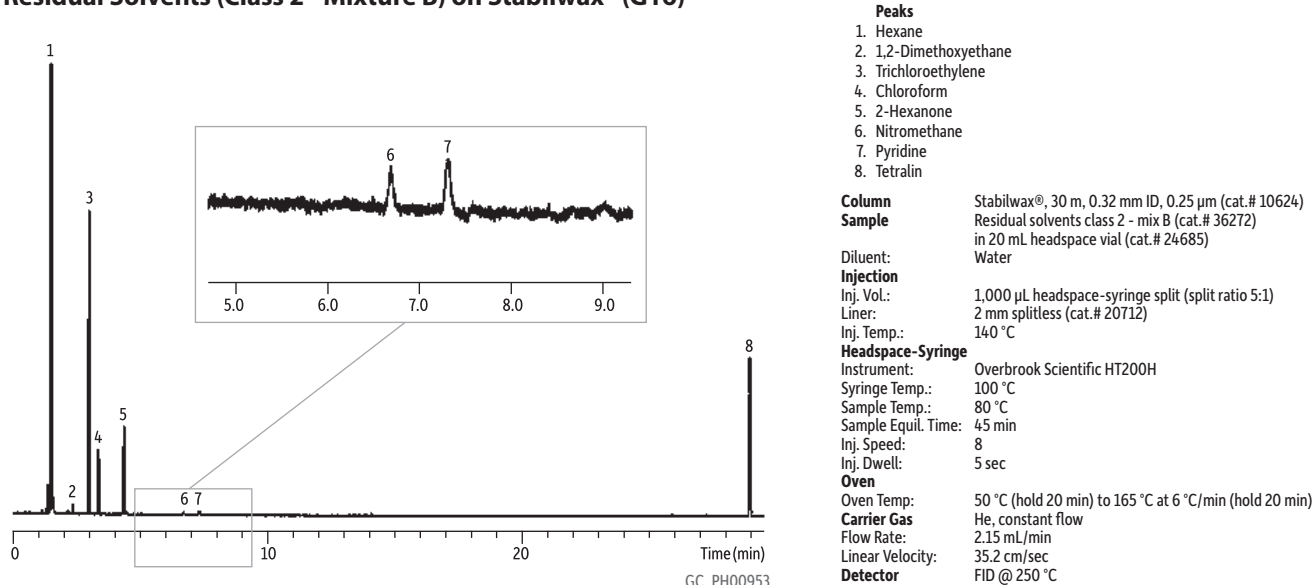
**Linear Velocity:** 35.2 cm/sec

**Detector** FID @ 250 °C

## Residual Solvents (Class 2 - Mixture B) for Water-Soluble Articles on Rxi®-624Sil MS



## Residual Solvents (Class 2 - Mixture B) on Stabilwax® (G16)



Reduce method development time—use a retention time index for column selection.

### Rxi®-624Sil MS

20 m x 0.18 mm x 1.0 µm df

Dead time 0.81 minutes constant flow

Initial 45 °C (hold 5 min) 7 °C/min to 220 °C (hold 5 min)

### for more info

See pages 680–682 for Rxi®-624Sil MS chromatograms.

Compound	MS ion	char.ion	45(5)7/220(5)
Formaldehyde	29	30,31	1.16
Methanol	31	29,30,33	1.36
Pentane	43	41,42,72,57,29	1.74
Ethanol	31	45,46,27	1.76
Diethylether	59	74,45	1.87
2-Chloropropane	43	73,63,80,27	1.95
Acetone	43	58,27,39	2.06
Methylal	45	75,29,31	2.07
1,1-Dichloroethene	61	96,61,63	2.08
2-Propanol	45	43,27,59	2.15
Ethyl formate	45	31,29,27,74	2.2
Methyl acetate	43	74,59,29	2.33
Acetonitrile	41	40,39,38	2.33
2-Methylpentane	43	42,41,71,86	2.48
Methylene chloride	84	49,86,51,88	2.5
Methyl tert-butyl ether	73	57,41,43,45	2.7
trans-1,2-Dichloroethene	61	96,98,63	2.76
Hexane	57	41,86,43	3.05
Isopropyl ether	45	43,87,69	3.22
1-Propanol	31	42,59,27	3.22
Methyl cyclopentane	56	41,69,84	3.76
Nitromethane	61	46,30	3.83
2-Butanone (MEK)	72	43,57 (use 43)	3.9
cis-1,2-Dichloroethene	96	96,61,98	3.96
Ethyl acetate	43	61,70	4
2-Butanol	45	59,31	4.21
Tetrahydrofuran	42	72,71,41 (use 72)	4.34
Chloroform	83	83,85,47,87,118	4.51
1,1,1-Trichloroethane	97	97,99,61	4.76
2,2-Dimethoxypropane	73	89,43,42,31	4.81
Cyclohexane	56	84,41,27	4.88
Carbon tetrachloride	117	117,119	5.04
Isobutyl alcohol	42	43,31,41,33	5.31
2-Methoxyethanol	45	47,76	5.31
1,2-Dimethoxyethane	45	60,58,90	5.41
Benzene	78	78	5.41

Compound	MS ion	char.ion	45(5)7/220(5)
1,2-Dichloroethane	62	62,98	5.55
Isopropyl acetate	43	61,87	5.59
Isooctane	57	56,41	5.63
Methyl isopropyl ketone	43	41,86	6
n-Heptane (C7)	43	57,71,100	6.06
1-Butanol	56	41,43,55	6.67
Trichloroethene	95	95,97,134,132	6.73
Methyl cyclohexane	83	55,98	7.17
1,4-Dioxane	88	58,43,57	7.43
Propyl acetate	43	61,73	7.61
2-Ethoxyethanol	59	31,45,72	8.12
Pyridine	79	52,50,51	9.04
Hexanone (MIBK)	43	58,56,85,100	9.17
Isoamyl alcohol	55	42,41,43,70	9.33
Toluene	91	92,65,51	9.37
Ethylene glycol	31	33	9.69
Isobutyl acetate	43	56,73	9.91
1-Pentanol	42	55,70,41	10.43
Formamide	45	29,44	10.49
1,1-Diethoxypropane	59	47,87,103	10.79
2-Hexanone (MBK)	43	58,57,100	10.88
Butyl acetate	43	56	11.31
Dimethyl formamide (DMF)	73	44,58	11.68
Chlorobenzene	112	112,77,114	12.35
Ethylbenzene	91	91,106	12.64
p-Xylene	106	106,91	12.93
m-Xylene	106	106,91	12.93
Isoamyl acetate	43	55,70	13.28
o-Xylene	106	106,91	13.74
Dimethyl sulfoxide	78	63,45	14.06
N,N-Dimethylacetamide	87	44,43,72	14.45
Isopropylbenzene (cumene)	105	120,77	14.55
Anisole	108	78,65,51	14.72
1-Methyl-2-pyrrolidinone	99	98,44,42	19.54
1,2,3,4-Tetrahydronaphthalene	104	132,117,91,65	21.39
Sulfolane	41	56,55,120	24.77



### free literature

Rxi®-624Sil MS: The “Go To” GC Column for Fast, Effective Volatile Impurities Method Development

Download your free copy from [www.restek.com](http://www.restek.com)

lit. cat.# PHFL1245



## Organic Volatile Impurities: Retention Time Index

Reduce method development time—use a retention time index for column selection.

Retention time data collected using the following conditions:

**G16 Stabilwax®**: 30 m, 0.25 mm ID, 0.5 µm df, Phase ratio: 125, Oven program: 40 °C, hold 1 min, to 190 °C @ 4 °C/min, hold 15 min, Carrier flow: 1.2 mL/min, Dead time: 1.38 min @ 45 °C

**G16 Rtx®-WAX**: 30 m, 0.25 mm ID, 0.5 µm df, Phase ratio: 125, Oven program: 40 °C, hold 1 min, to 190 °C @ 4 °C/min, hold 15 min, Carrier flow: 1.2 mL/min, Dead time: 1.40 min @ 45 °C

**G43 Rtx®-1301**: 30 m, 0.25 mm ID, 1.0 µm df, Phase ratio: 63, Oven program: 40 °C, hold 1 min, to 190 °C @ 4 °C/min, hold 15 min, Carrier flow: 1.2 mL/min, Dead time: 1.40 min @ 45 °C

**G27 Rxi®-5ms**: 30 m, 0.25 mm ID, 1.0 µm df, Phase ratio: 63, Oven program: 40 °C, hold 1 min, to 190 °C @ 4 °C/min, hold 15 min, Carrier flow: 1.1 mL/min, Dead time: 1.49 min @ 45 °C

**G1 Rtx®-1**: 60 m, 0.53 mm ID, 3.00 µm df, Phase ratio: 43, Oven program: 30 °C, hold 4 min, to 220 °C @ 4 °C/min, Carrier flow: 6.3 mL/min, Dead time: 2.54 min @ 35 °C

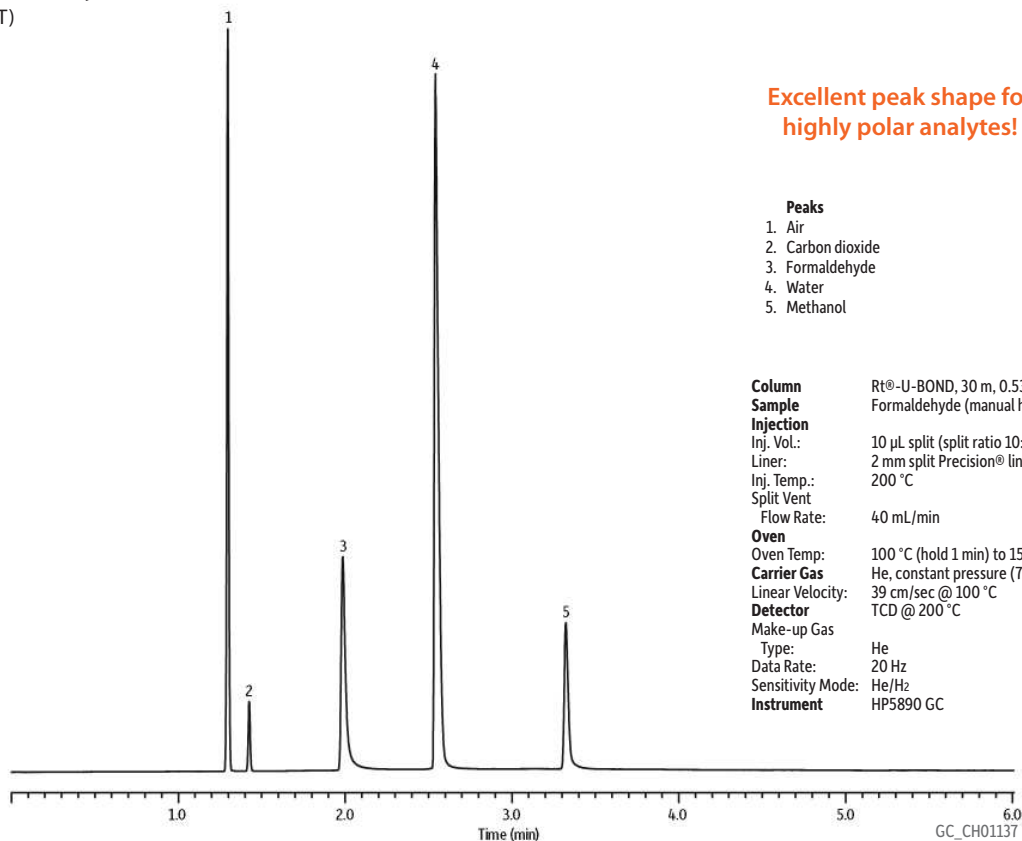
**Rtx®-200**: 60 m, 0.53 mm ID, 3.00 µm df, Phase ratio: 43, Oven program: 30 °C, hold 4 min, to 220 °C @ 4 °C/min, Carrier flow: 7.8 mL/min, Dead time: 2.22 min @ 35 °C

Carrier gas: helium		G16	G16	G43	G27	G1	NA
Compound	ICH Class	Stabilwax® Retention Time	Rtx®-WAX Retention Time	Rtx®-1301 Retention Time	Rxi®-5ms Retention Time	Rtx®-1 Retention Time	Rtx®-200 Retention Time
1,1,1-Trichloroethane	1	3.96	3.49	5.43	5.40	10.82	8.35
1,1,2-Trichloroethane	2	15.72	14.28	10.99	9.77	16.75	14.94
1,1-Dichloroethane	1	2.23	2.04	2.79	4.41	5.73	4.16
1,2-Dichloroethane	1	8.80	7.68	6.15	5.46	10.38	9.74
cis-1,2-Dichloroethane	2	6.50	5.65	4.79	2.88	8.71	7.11
trans-1,2-Dichloroethane	2	3.63	3.20	3.55	3.54	7.17	5.16
1,2-Dimethoxyethane	2	4.80	4.18	6.03	5.54	10.98	10.63
1,4-Dioxane	2	8.55	7.49	7.86	7.26	13.54	14.34
1-Butanol	3	11.13	10.08	7.18	5.76	11.49	10.13
1-Pentanol	3	14.95	13.75	11.19	9.44	16.99	14.95
1-Propanol	3	7.69	6.80	4.20	3.37	6.81	6.13
2-Butanol	3	7.25	6.44	5.08	4.16	8.51	7.69
2-Ethoxyethanol	2	13.99	12.70	8.69	7.36	13.91	13.99
2-Methoxyethanol	2	12.42	11.11	6.02	5.14	9.83	10.74
2-Methyl-1-propanol	3	9.32	8.40	6.00	4.79	*	*
2-Propanol	3	4.81	4.25	3.00	2.55	4.91	4.69
3-Methyl-1-butanol	3	13.42	12.25	9.86	8.26	15.28	13.55
Acetic acid	3	22.47	20.34	6.52	4.61	8.84	8.96
Acetone	3	3.02	2.64	2.89	2.50	4.64	7.68
Acetonitrile	2	6.91	5.83	3.28	2.47	4.32	8.89
Anisole	3	18.65	17.09	17.12	16.28	25.00	22.84
Benzene	1	5.23	4.54	5.98	3.83	11.63	9.17
Butyl acetate	3	8.86	7.88	12.12	11.38	19.43	19.63
Carbon tetrachloride	1	3.96	3.49	5.61	5.90	11.89	7.42
Chlorobenzene	2	13.91	12.54	13.55	13.14	21.56	18.48
Chloroform	2	7.31	6.41	5.23	4.64	9.18	6.66
Cumene	3	12.36	11.17	16.66	16.69	25.88	20.90
Cyclohexane	2	2.16	2.01	5.37	5.89	*	*
Dichloromethane	2	5.01	4.33	3.31	3.06	5.87	4.88
Dimethylsulfoxide	3	26.47	24.43	16.62	13.01	18.81	30.95
Ethanol	3	4.98	4.37	2.52	2.19	4.03	3.80
Ethyl acetate	3	4.08	3.56	4.87	4.44	9.04	10.35
Ethyl benzene	2	10.72	9.58	13.86	13.81	22.54	18.18
Ethyl ether	3	1.72	1.63	2.58	2.67	5.34	3.87
Ethyl formate	3	3.16	2.78	3.00	2.78	5.46	6.48
Ethylene glycol	2	28.06	26.23	10.77	6.63	12.59	13.86
Formamide	2	32.99	30.93	11.85	7.30	12.72	19.93
Formic acid	3	24.64	22.09	5.19	2.60	5.59	5.06
Heptane	3	1.98	1.86	6.34	6.98	14.18	7.84
Hexane	2	1.65	1.58	3.77	4.11	9.06	4.86
Isobutyl acetate	3	6.99	6.18	10.39	9.69	17.35	18.02
Isopropyl acetate	3	4.26	3.74	6.19	5.71	11.47	12.38
Methanol	2	4.23	3.64	1.96	1.80	3.14	2.93
Methyl acetate	3	3.19	2.80	3.17	2.93	5.80	7.10
Methylbutyl ketone	2	9.10	8.05	11.81	10.50	17.94	20.81
Methylcyclohexane	2	2.50	2.30	7.31	7.95	15.49	9.21
Methylethyl ketone	3	4.33	3.76	4.90	4.09	7.99	11.55
Methylisobutyl ketone	3	6.84	5.97	9.64	8.49	15.35	18.41
m-Xylene	2	11.21	10.04	14.29	14.17	23.01	18.78
N,N-Dimethylacetamide	2	20.75	19.01	12.95	13.96	21.42	30.00
N,N-Dimethylformamide	2	18.04	16.26	13.09	10.23	16.52	26.19
Nitromethane	2	11.82	10.31	4.84	3.53	6.30	12.01
N-Methylpyrrolidone	2	29.84	27.86	25.09	21.85	29.99	38.08
o-Xylene	2	12.79	11.51	15.46	15.26	24.23	20.33
Pentane	3	1.49	1.45	2.39	2.62	5.36	3.29
Propyl acetate	3	5.98	5.29	8.03	7.44	*	*
p-Xylene	2	10.98	9.82	14.29	14.17	22.99	18.69
Pyridine	2	12.64	11.24	9.60	8.57	15.40	16.45
Sulfolane	2	47.62	43.31	34.02	28.90	36.76	48.67
tert-Butylmethyl ether	3	1.94	1.82	3.50	3.59	7.52	5.73
Tetrahydrofuran	3	3.63	3.19	5.12	4.90	9.81	9.48
Tetralin	2	25.12	23.48	27.49	27.44	37.27	31.72
Toluene	2	7.86	6.91	9.80	9.66	17.36	14.00
1,1-Diethoxypropane	—	5.42	4.84	11.39	11.38	19.82	15.08
2,2-Dimethoxypropane	—	3.11	2.79	5.48	5.55	11.37	8.67
2-Chloropropane	—	1.96	1.82	2.67	2.66	5.20	4.61
2-Methylpentane	—	1.58	1.52	3.22	3.56	7.72	4.32
Acetaldehyde	—	2.05	1.85	1.86	1.84	3.14	3.90
Chloroethane	—	1.83	1.71	2.14	2.10	3.97	3.55
Chloromethane	—	1.63	1.55	1.70	1.70	3.01	2.73
Ethylene oxide	—	2.05	1.86	1.89	2.02	3.59	3.92
Formaldehyde	—	2.25	1.57	1.68	1.58	2.66	2.59
Isoamyl acetate	—	10.51	9.43	14.84	14.18	22.80	22.62
Isooctane	—	1.85	1.75	5.84	6.59	13.66	8.07
Isopropyl ether	—	1.86	1.76	4.03	4.23	9.03	5.83
Methyl cyclopentane	—	1.91	1.79	4.50	4.93	10.41	5.81
Methyl isopropyl ketone	—	4.93	4.29	6.58	5.69	11.04	14.47
Methylal	—	2.26	2.06	2.84	2.82	5.65	5.09
Trichloroethene	—	6.50	5.70	7.07	7.05	13.58	9.75
Water	—	8.24	7.18	1.74	1.68	2.75	2.57

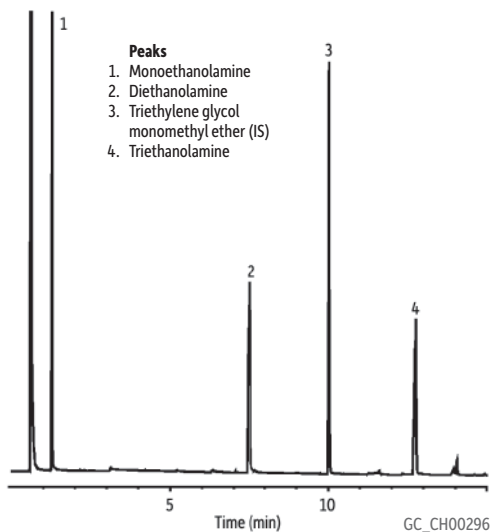
\* Not determined

## Formaldehyde on Rt®-U-BOND

(PLOT)

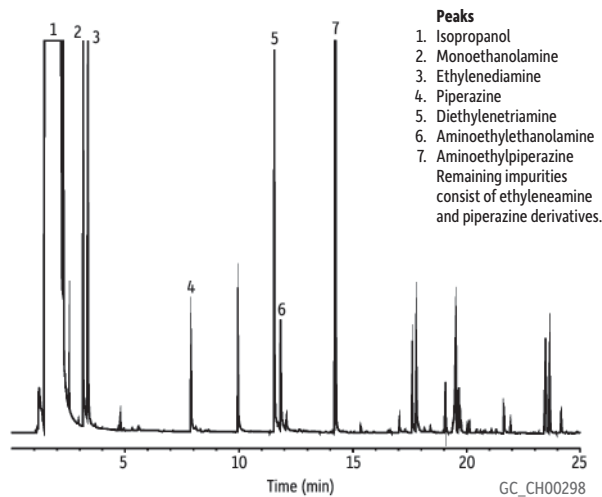


## Ethanolamines on Rtx®-5 Amine



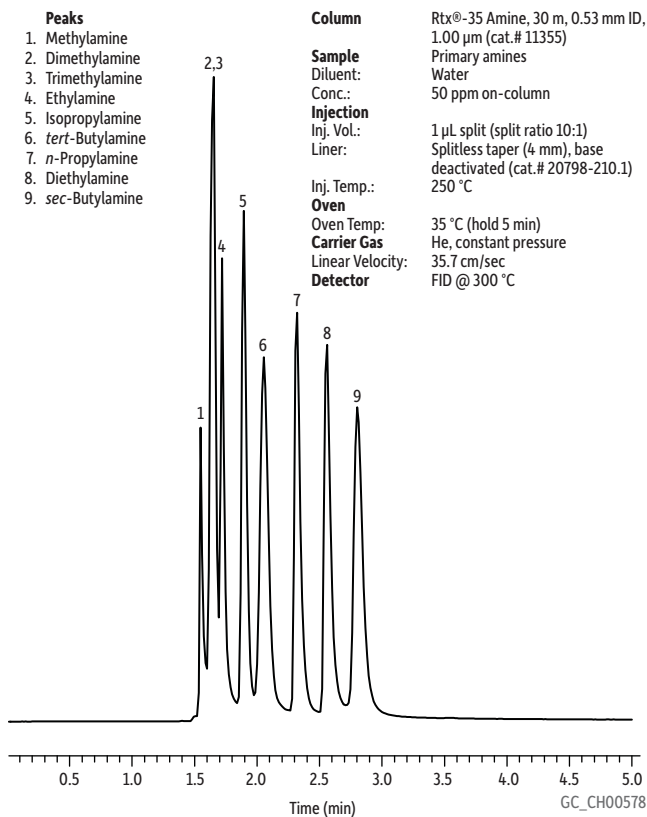
**Column** Rtx®-5 Amine, 15 m, 0.25 mm ID, 0.50 µm (cat.# 12335)  
**Sample** Ethanolamine mix  
 Diluent: Methanol  
 Conc.: 34 ng on column  
**Injection** Inj. Vol.: 1.0 µL split (split ratio 58:1)  
 Inj. Temp.: 280 °C  
**Oven** Oven Temp: 50 °C (hold 2 min) to 180 °C at 10 °C/min (hold 2 min)  
**Carrier Gas** H<sub>2</sub>, constant pressure  
 Linear Velocity: 43 cm/sec @ 50 °C  
**Detector** FID @ 300 °C  
**Notes** FID sensitivity: 6.4 x 10<sup>-11</sup> AFS

## Ethyleneamines on Rtx®-5 Amine



**Column** Rtx®-5 Amine, 30 m, 0.25 mm ID, 0.50 µm (cat.# 12338)  
**Sample** Ethyleneamine industrial sample  
 Conc.: ~5-80 ng on-column  
**Injection** Inj. Vol.: 3.0 µL split (split ratio 20:1)  
 Inj. Temp.: 315 °C  
**Oven** Oven Temp: 40 °C (hold 4 min) to 315 °C at 10 °C/min (hold 5 min)  
**Carrier Gas** H<sub>2</sub>, constant pressure  
 Linear Velocity: 43 cm/sec @ 40 °C  
**Detector** FID @ 315 °C  
**Notes** FID sensitivity: 6.4 x 10<sup>-11</sup> AFS

## Primary Amines on Rtx®-35 Amine



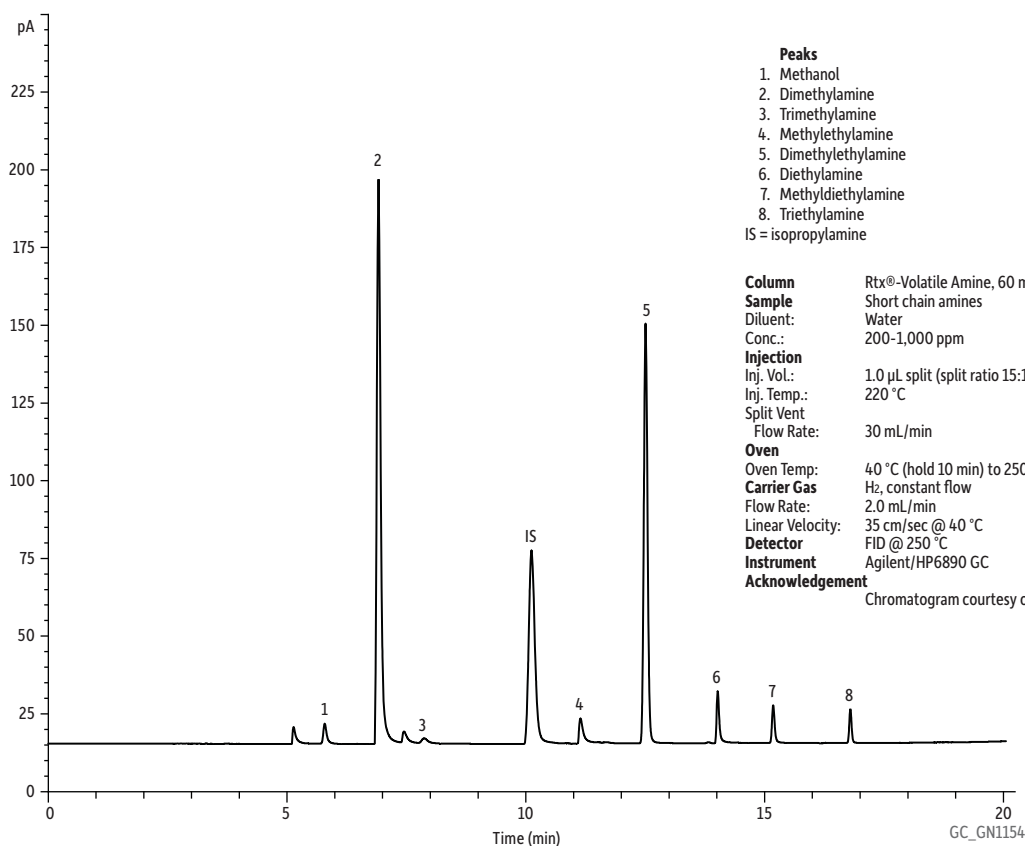
## Looking for more?

Visit our online technical library for chromatograms based on ASTM methods, USP procedures, and other applications.

[www.restek.com/chromatograms](http://www.restek.com/chromatograms)

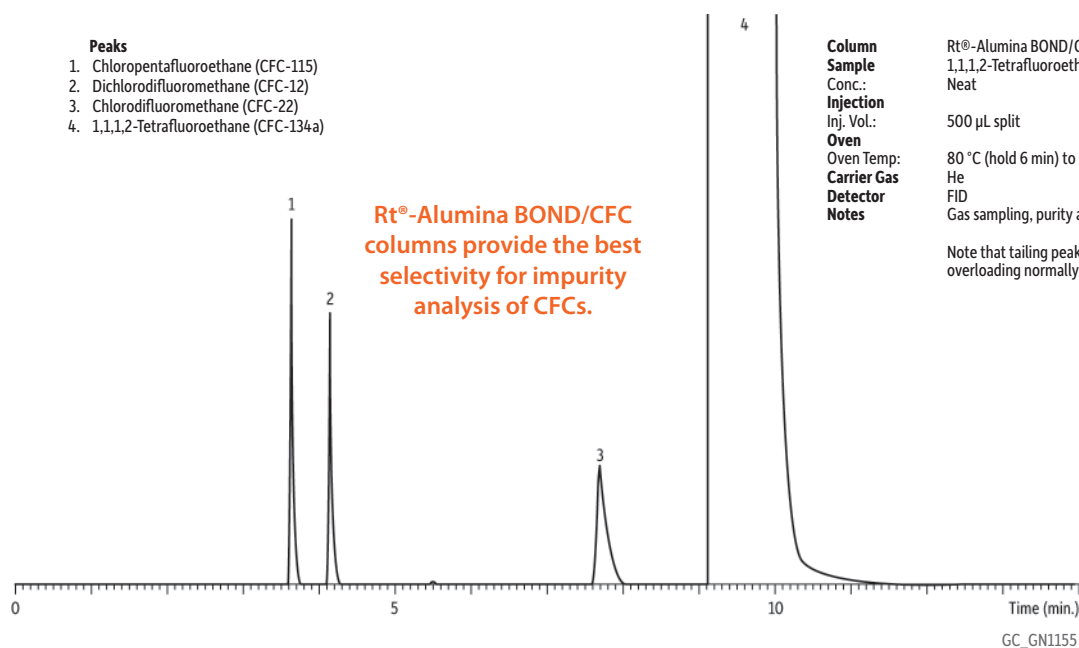


## Short Chain Amines in Water on Rtx®-Volatile Amine

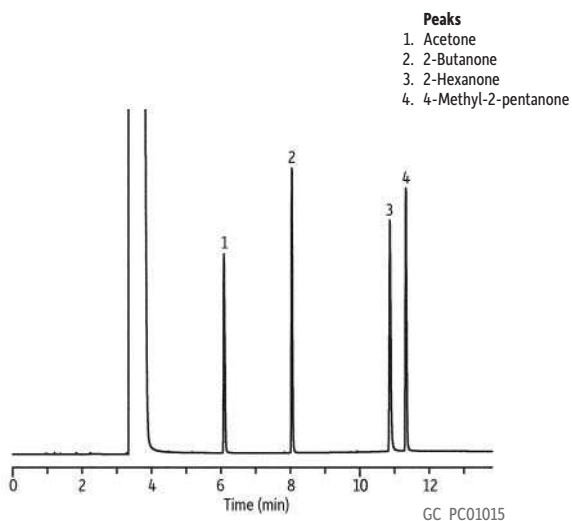


NEW!

## Impurity Analysis of 1,1,1,2-Tetrafluoroethane (CFC-134a) on Rt®-Alumina BOND/CFC (PLOT)



## Ketones on Rt®-QS-BOND (PLOT)



**Column** Rt®-QS-BOND, 30 m, 0.53 mm ID, 20 µm (cat.# 19738)  
**Sample** VOA calibration mix #1 (ketones) (cat.# 30006)  
**Diluent:** Methanol:water, 90:10 (v/v)  
**Conc.:** 1,000 µg/mL  
**Injection**  
**Inj. Vol.:** 1 µL split (split ratio 50:1)  
**Liner:** Siltek® splitless taper (4 mm) (cat.# 20798-214.1)  
**Inj. Temp.:** 240 °C  
**Oven**  
**Oven Temp:** 60 °C to 225 °C at 15 °C/min (hold 10 min)  
**Carrier Gas** He, constant flow  
**Flow Rate:** 5.7 mL/min  
**Detector** FID @ 240 °C

## free literature

Restek's PLOT Column Family:  
The New Benchmark For  
Performance!

Download your free copy from

[www.restek.com](http://www.restek.com)

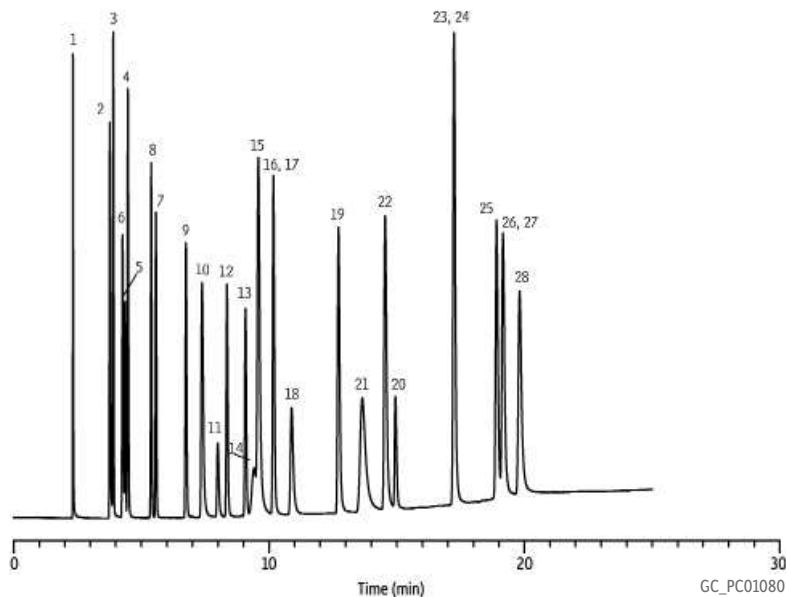
lit. cat.#  
PCBR1163B-UNV



## Solvents

## Solvent Mixture on Rt®-S-BOND

(PLOT)



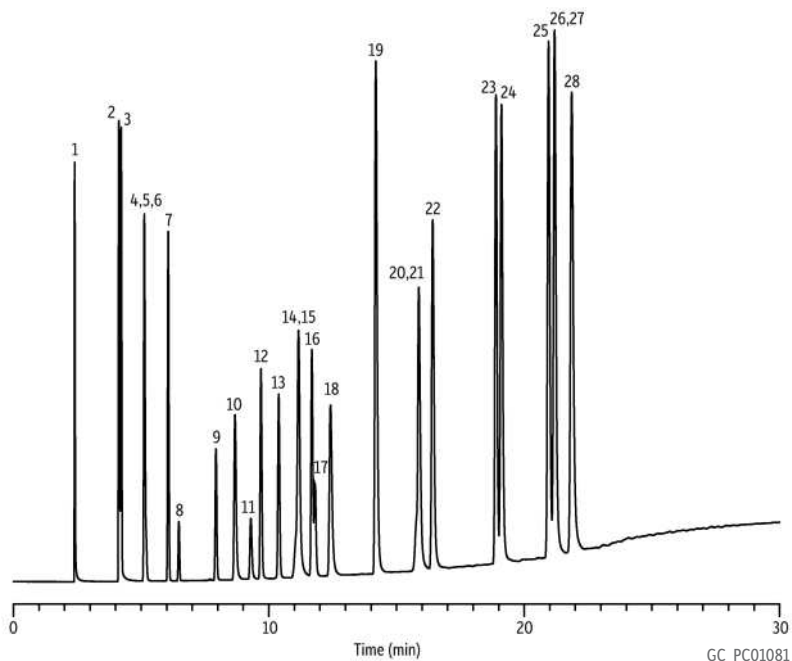
## Peaks

- |                                       |                         |
|---------------------------------------|-------------------------|
| 1. Methanol                           | 15. Benzene             |
| 2. Ethanol                            | 16. 1,2-Dimethoxyethane |
| 3. Acetonitrile                       | 17. Trichloroethylene   |
| 4. Acetone                            | 18. 1,4-Dioxane         |
| 5. Dichloromethane                    | 19. Pyridine            |
| 6. 1,1-Dichloroethene                 | 20. Dimethylformamide   |
| 7. Nitromethane                       | 21. Methylcyclohexane   |
| 8. <i>trans</i> -1,2-Dichloroethylene | 22. Toluene             |
| 9. <i>cis</i> -1,2-Dichloroethylene   | 23. 2-Hexanone          |
| 10. Tetrahydrofuran                   | 24. Chlorobenzene       |
| 11. Chloroform                        | 25. Ethylbenzene        |
| 12. Ethyl acetate                     | 26. <i>m</i> -Xylene    |
| 13. 1,2-Dichloroethane                | 27. <i>p</i> -Xylene    |
| 14. 1,1,1-Trichloroethane             | 28. <i>o</i> -Xylene    |

**Column** Rt®-S-BOND, 30 m, 0.53 mm ID, 20 µm (cat.# 19746)  
**Sample** Solvent mixture  
**Injection**  
 Inj. Vol.: 1.0 µL split  
 Liner: Taper (4 mm) (cat.# 20798)  
 Inj. Temp.: 200 °C  
 Split Vent  
 Flow Rate: 100 mL/min  
**Oven**  
 Oven Temp: 120 °C to 220 °C at 5 °C/min (hold 5.0 min)  
**Carrier Gas** H<sub>2</sub>, constant pressure (4.2 psi, 29.0 kPa)  
 Linear Velocity: 40 cm/sec @ 120 °C  
**Detector** FID @ 220 °C

## Solvent Mixture on Rt®-QS-BOND

(PLOT)



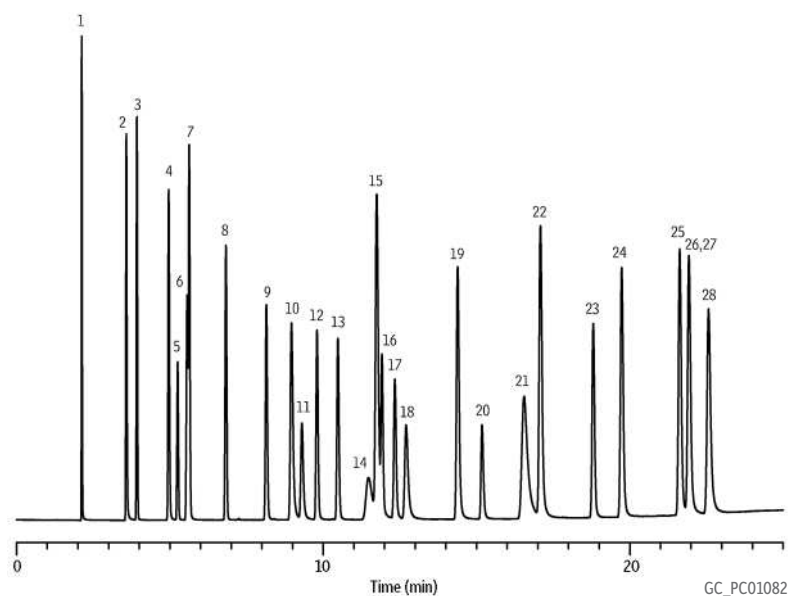
## Peaks

- |                                       |                         |
|---------------------------------------|-------------------------|
| 1. Methanol                           | 15. Benzene             |
| 2. Ethanol                            | 16. 1,2-Dimethoxyethane |
| 3. Acetonitrile                       | 17. Trichloroethylene   |
| 4. Acetone                            | 18. 1,4-Dioxane         |
| 5. Dichloromethane                    | 19. Pyridine            |
| 6. 1,1-Dichloroethene                 | 20. Dimethylformamide   |
| 7. Nitromethane                       | 21. Methylcyclohexane   |
| 8. <i>trans</i> -1,2-Dichloroethylene | 22. Toluene             |
| 9. <i>cis</i> -1,2-Dichloroethylene   | 23. 2-Hexanone          |
| 10. Tetrahydrofuran                   | 24. Chlorobenzene       |
| 11. Chloroform                        | 25. Ethylbenzene        |
| 12. Ethyl acetate                     | 26. <i>m</i> -Xylene    |
| 13. 1,2-Dichloroethane                | 27. <i>p</i> -Xylene    |
| 14. 1,1,1-Trichloroethane             | 28. <i>o</i> -Xylene    |

**Column** Rt®-QS-BOND, 30 m, 0.53 mm ID, 20 µm (cat.# 19738)  
**Sample** Solvent mixture  
**Injection**  
 Inj. Vol.: 1.0 µL split  
 Liner: Splitless taper (4 mm) (cat.# 20798)  
 Inj. Temp.: 200 °C  
 Split Vent  
 Flow Rate: 100 mL/min  
**Oven**  
 Oven Temp: 120 °C to 240 °C at 5 °C/min (hold 5.0 min)  
**Carrier Gas** H<sub>2</sub>, constant pressure (4.2 psi, 29.0 kPa)  
 Linear Velocity: 40 cm/sec @ 120 °C  
**Detector** FID @ 240 °C

## Solvent Mixture on Rt®-Q-BOND

(PLOT)

**Peaks**

- |                                       |                         |
|---------------------------------------|-------------------------|
| 1. Methanol                           | 15. Benzene             |
| 2. Ethanol                            | 16. 1,2-Dimethoxyethane |
| 3. Acetonitrile                       | 17. Trichloroethylene   |
| 4. Acetone                            | 18. 1,4-Dioxane         |
| 5. Dichloromethane                    | 19. Pyridine            |
| 6. 1,1-Dichloroethene                 | 20. Dimethylformamide   |
| 7. Nitromethane                       | 21. Methylcyclohexane   |
| 8. <i>trans</i> -1,2-Dichloroethylene | 22. Toluene             |
| 9. <i>cis</i> -1,2-Dichloroethylene   | 23. 2-Hexanone          |
| 10. Tetrahydrofuran                   | 24. Chlorobenzene       |
| 11. Chloroform                        | 25. Ethylbenzene        |
| 12. Ethyl acetate                     | 26. <i>m</i> -Xylene    |
| 13. 1,2-Dichloroethane                | 27. <i>p</i> -Xylene    |
| 14. 1,1,1-Trichloroethane             | 28. <i>o</i> -Xylene    |

**Column**

Rt®-Q-BOND, 30 m, 0.53 mm ID, 20 µm (cat.# 19742)

**Sample**

Solvent mixture

**Injection**

Inj. Vol.: 1.0 µL split  
 Liner: Splitless taper (4 mm) (cat.# 20798)

**Inj. Temp.:**

200 °C

**Split Vent**

Flow Rate:

100 mL/min

**Oven**

Oven Temp: 120 °C to 240 °C at 5 °C/min (hold 5.0 min)

**Carrier Gas**H<sub>2</sub>, constant pressure (4.2 psi, 29.0 kPa)

Linear Velocity:

40 cm/sec @ 120 °C

**Detector**

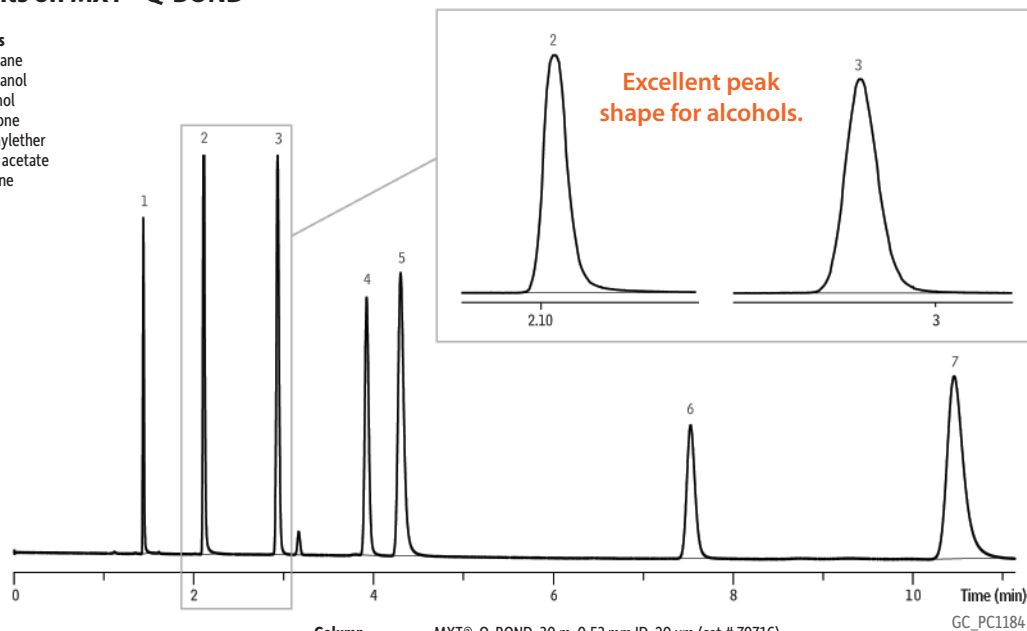
FID @ 240 °C



## Solvents on MXT®-Q-BOND

**Peaks**

1. Methane
2. Methanol
3. Ethanol
4. Acetone
5. Diethylether
6. Ethyl acetate
7. Hexane



Excellent peak  
 shape for alcohols.

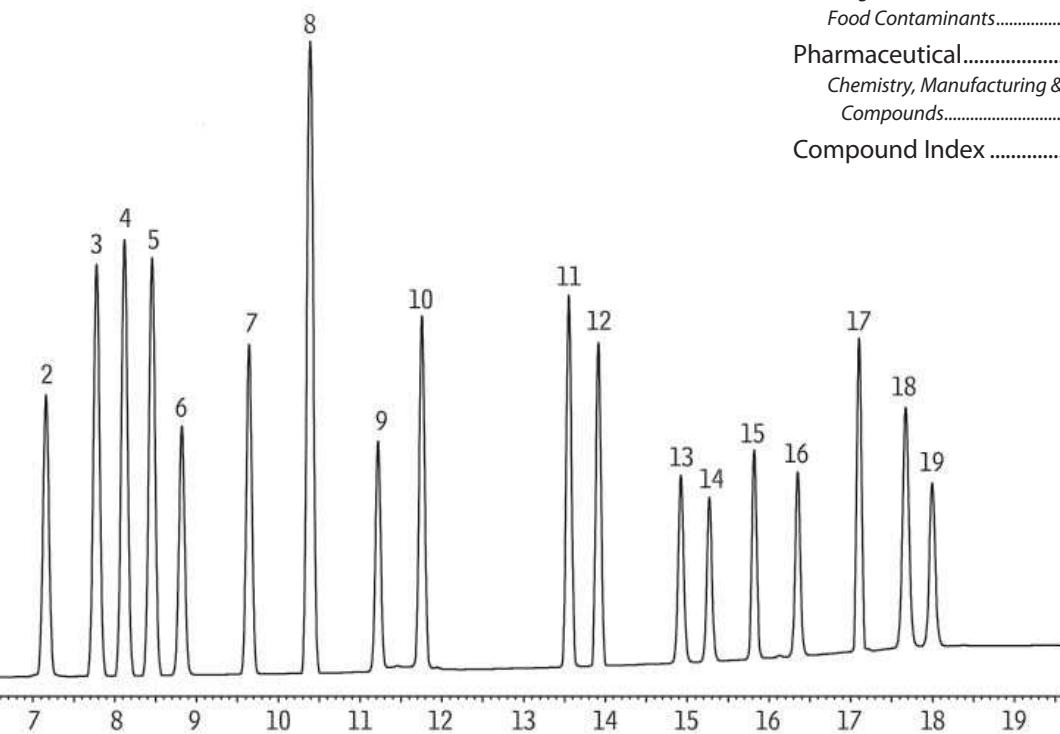
**Column** MXT®-Q-BOND, 30 m, 0.53 mm ID, 20 µm (cat.# 79716)**Sample** Solvent mix**Injection** Split**Inj. Temp.:** 250 °C**Split Vent****Flow Rate:** 200 mL/min**Oven****Oven Temp:** 150 °C**Carrier Gas** H<sub>2</sub>, constant flow**Linear Velocity:** 40 cm/sec**Detector** FID**Instrument** Agilent/HP6890 GC



# LC Chromatograms

LC Chromatograms by Column Phase .....	691
<b>Biotechnology</b> .....	692–693
<i>Amino Acids</i> .....	692
<i>Oxytocin</i> .....	692
<i>Peptides</i> .....	693
<i>Proteins</i> .....	693
<b>Clinical</b> .....	694–699
<i>Benzodiazepines</i> .....	694
<i>Cannabinoids</i> .....	695
<i>Drugs of Abuse</i> .....	696
<i>Drug Monitoring</i> .....	697
<i>Steroids</i> .....	698–699

<b>Environmental</b> .....	700–707
<i>Aldehydes</i> .....	700
<i>Explosives</i> .....	701
<i>Herbicides</i> .....	702–704
<i>Ketones</i> .....	700
<i>Pesticides</i> .....	704
<i>Polycyclic Aromatic Hydrocarbons (PAHs)</i> .....	705–707
<b>Food Quality</b> .....	708–710
<i>Dietary Supplements</i> .....	708–710
<i>Flavor Compounds</i> .....	708
<i>Preservatives</i> .....	708
<i>Vitamins</i> .....	709–710
<b>Food Safety</b> .....	711–717
<i>Drug Residues</i> .....	711–713
<i>Food Contaminants</i> .....	714–717
<b>Pharmaceutical</b> .....	718–721
<i>Chemistry, Manufacturing &amp; Control (CMC)</i>	
<i>Compounds</i> .....	718–721
<b>Compound Index</b> .....	728–729



## LC Chromatograms by Column Phase

**Allure® Organic Acids**

fruit juice acids .....533

**Pinnacle DB® Aqueous C18**

pesticides .....716–717

**Pinnacle® DB Biphenyl**

drug residues .....711–712

**Pinnacle® DB C18**

xanthines .....721

**Pinnacle® DB PAH**

PAHs .....705–707

**Pinnacle® II PAH**

PAHs .....705–706

**Ultra Aqueous C18**

amino acids (aromatics) .....692

analgesics .....718

carboxylic acids .....708

food contaminants .....714–715

herbicides .....703

hydroxybenzoic acids .....718

organic acids .....708

pesticides .....714

phenethyl glucosinolate .....708

sudan dyes .....715

vitamins .....709

**Ultra Aromax**

explosives .....701

**Ultra Biphenyl**

benzodiazepines .....694

cannabinoids .....695

drugs of abuse .....696

drug monitoring .....697

drug residues .....712

steroids .....698–699

**Ultra C18**

acetaminophen, narcotic analgesics .....718

aldehydes, ketones .....700

antiasthmatic beclomethasone .....719

corticosteroids .....721

drug residues .....713

herbicides .....702

nitrofuran metabolites .....713

vitamins (fat soluble) .....709

**Ultra C8**

explosives .....701

vitamins .....710

**Ultra Carbamate**

food contaminants (carbamates) .....715

**Ultra Cyano**

antiarrhythmics .....718

herbicides .....703

**Ultra IBD**

antiarrhythmics .....719

antibiotics .....720

benzalkonium chloride .....719

diflubenzuron (pesticide) .....704

glyburide .....721

vitamins .....710

**Ultra Quat**

paraquat, diquat .....704

**Viva C18**

oxytocin .....692

peptides .....693

proteins .....693


## How can we help you today? Contact us...

**customer service: 1-814-353-1300, ext. 3** | e-mail: [csreps@restek.com](mailto:csreps@restek.com)**technical service: 1-814-353-1300, ext. 4** | e-mail: [support@restek.com](mailto:support@restek.com)**sales representatives: 1-814-353-1300, ext. 3** | e-mail: [salesreps@restek.com](mailto:salesreps@restek.com)**4 ways to order:**

1. CALL: 1-800-356-1688, ext. 3 or 1-814-353-1300, ext. 3 *Monday–Friday 8:00 a.m.–6:30 p.m. Eastern Time*
2. FAX: 1-814-353-1309 *24 hours a day*
3. ONLINE: [www.restek.com](http://www.restek.com) *24 hours a day*
4. E-MAIL: [csreps@restek.com](mailto:csreps@restek.com) *24 hours a day*

Outside the U.S.? Find a distributor at [www.restek.com/distributor](http://www.restek.com/distributor)

Aromatic Amino Acids on Ultra Aqueous C18

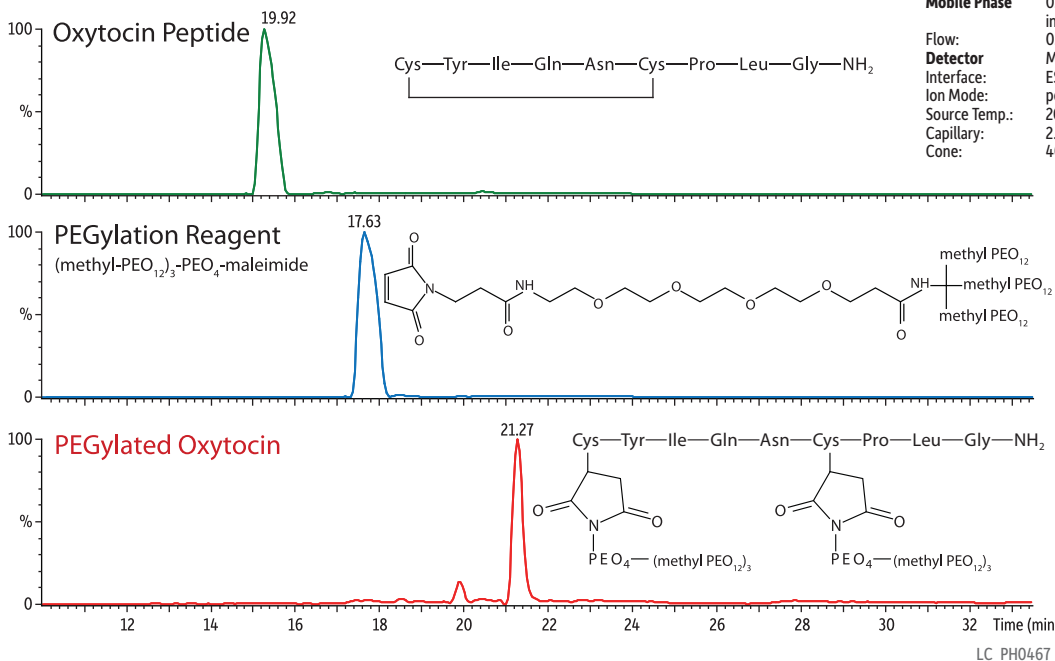


Peaks	Conc. (mg/mL)
1. Tyrosine	0.2
2. Phenylalanine	1.6
3. Tryptophan	0.4

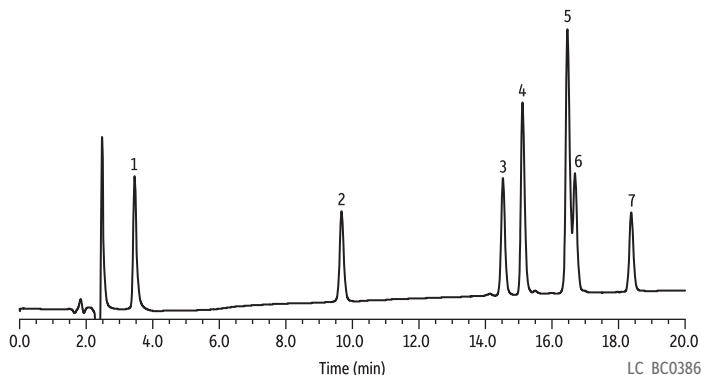
<b>Column</b>	Ultra Aqueous C18 (cat.# 9178565)
Dimensions:	150 mm x 4.6 mm ID
Particle Size:	5 µm
Pore Size:	100 Å
Temp.:	30 °C
<b>Sample</b>	
Diluent:	mobile phase A
Inj. Vol.:	20 µL
<b>Mobile Phase</b>	
A:	50 mM potassium phosphate, pH 2.5
B:	acetonitrile
<b>Time (min)</b>	<b>%B</b>
0-5	5-20
5-6	20-5
6-13	Hold at 5
<b>Flow:</b>	1.0 mL/min
<b>Detector</b>	UV/Vis @ 254 nm

PEGylated Oxytocin on Viva C18



<b>Column</b>	Viva C18 (cat.# 9514561)
Dimensions:	150 mm x 1.0 mm ID
Particle Size:	5 µm
Pore Size:	300 Å
Temp.:	ambient
<b>Sample</b>	oxytocin PEGylation reaction products
Diluent:	0.1% formic acid in water (v:v)
Conc.:	300 pmoles/µL
Inj. Vol.:	20 µL
<b>Mobile Phase</b>	0.1% formic acid in water:0.1% formic acid in acetonitrile (60:40)
Flow:	0.1 mL/min
<b>Detector</b>	Micromass Quattro II
Interface:	ESI
Ion Mode:	pos
Source Temp.:	200 °C
Capillary:	2.25 kV
Cone:	40 V

Peptide Mix on Viva C18



Peaks

1. Val-Tyr
2. Val-Tyr-Val
3. Meth enkephalin
4. Val-4-angiotensin III
5. Angiotensin II, III
6. Leucine enkephalin
7. Angiotensin I

**Column** Viva C18 (cat.# 9514562)  
**Dimensions:** 150 mm x 2.1 mm ID  
**Particle Size:** 5 µm  
**Pore Size:** 300 Å  
**Temp.:** ambient  
**Sample** peptide test mix  
**Inj. Vol.:** 20 µL

**Mobile Phase**

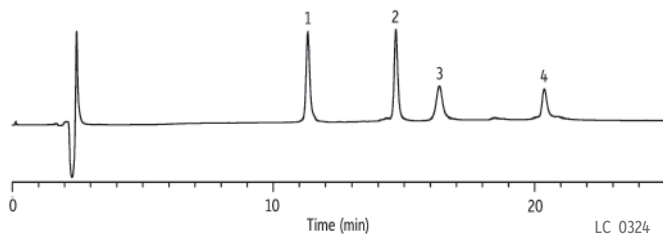
**A:** 0.08% trifluoroacetic acid in water  
**B:** 0.08% TFA in acetonitrile

Time (min)	%B
0	10
20	40

**Flow:** 0.2 mL/min  
**Detector** UV/Vis @ 214 nm

Protein Mix on Viva C18

Note excellent peak shapes and resolution on the Viva column!



Peaks	tr (min)
1. Ribonuclease A	11.31
2. Cytochrome c	14.65
3. Holo-transferrin	16.32
4. Apomyoglobin	20.34

**Column** Viva C18 (cat.# 9514562)  
**Dimensions:** 150 mm x 2.1 mm ID  
**Particle Size:** 5 µm  
**Pore Size:** 300 Å  
**Temp.:** 25 °C (or ambient)  
**Sample**  
**Diluent:** 0.10% TFA in water:0.10% TFA in acetonitrile (80:20)  
**Conc.:** 0.08 mg/mL each protein  
**Inj. Vol.:** 20 µL

**Mobile Phase**

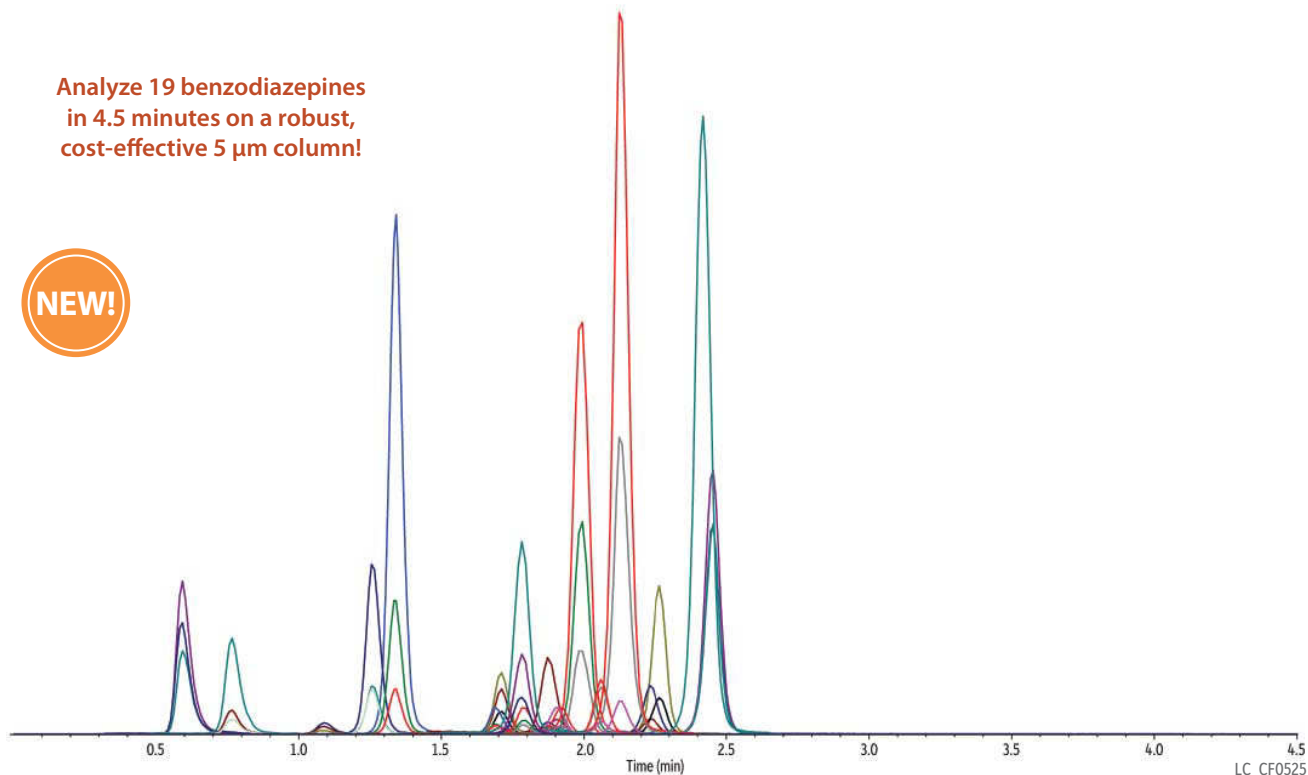
**A:** 0.10% TFA in water  
**B:** 0.10% TFA in acetonitrile

Time (min)	%B
0	20
30	70

**Flow:** 0.20 mL/min  
**Detector** UV/Vis @ 214 nm  
**Notes** Sample temp.: 25 °C

100 ng/mL Benzodiazepines in Hydrolyzed Urine on Ultra Biphenyl by LC-MS/MS

Analyze 19 benzodiazepines  
in 4.5 minutes on a robust,  
cost-effective 5 µm column!



LC\_CF0525

**Column** Ultra Biphenyl (cat.# 9109552)  
**Dimensions:** 50 mm x 2.1 mm ID  
**Particle Size:** 5 µm  
**Pore Size:** 100 Å  
**Temp.:** 40 °C  
**Sample**  
**Diluent:** Starting mobile phase + 30 ng/mL IS  
**Conc.:** 100 ng/mL sample was diluted 20x prior to injection  
**Inj. Vol.:** 30 µL  
**Mobile Phase**  
**A:** Water + 2 mM ammonium formate + 0.2% formic acid  
**B:** Acetonitrile + 10% water + 2 mM ammonium formate + 0.2% formic acid

Time (min)	Flow (mL/min)	%A	%B
0	0.6	70	30
3.0	0.6	40	60
3.1	0.6	5	95
3.5	0.6	5	95
3.6	0.6	70	30
4.5	stop		

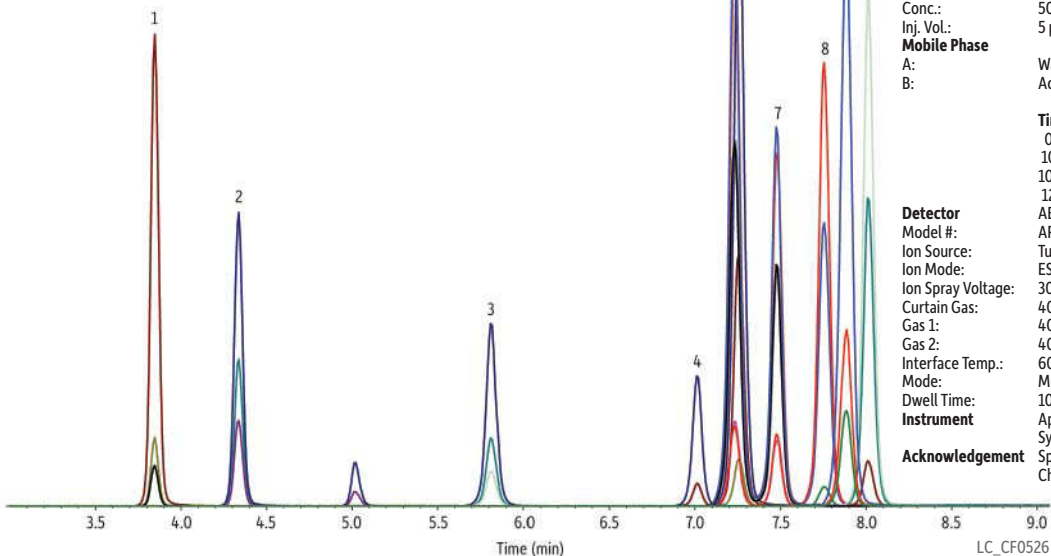
**Detector** AB SCIEX API 4000 MS/MS  
**Model #:** API 4000  
**Ion Source:** TurbolonSpray®  
**Ion Mode:** ES+  
**Ion Spray Voltage:** 2 kV  
**Curtain Gas:** 40 psi (275.8 kPa)  
**Gas 1:** 40 psi (275.8 kPa)  
**Gas 2:** 40 psi (275.8 kPa)  
**Source Temp.:** 600 °C  
**Instrument** Applied Biosystems/MDS Sciex LC-MS/MS System  
**Notes** MS/MS instrument was operated in scheduled MRM mode.

Peaks	t <sub>r</sub> (min)	MRM1	MRM2	MRM3
1. 7-Aminoclonazepam	0.59	286.0/250.3	286.0/222.2	286.0/121.0
2. 7-Aminoflunitrazepam	0.77	284.2/135.2	284.2/240.2	284.2/226.1
3. Bromazepam	1.10	315.9/182.0	315.9/209.1	315.9/260.9
4. N-Desmethylflunitrazepam	1.71	300.0/254.1	300.0/225.2	300.0/198.0
5. Nitrazepam	1.69	282.1/236.1	282.1/207.2	282.1/180.0
6. Lorazepam	1.71	321.0/302.9	321.0/275.1	321.0/229.1
7. 2-Hydroxyethylflurazepam	1.79	333.1/246.1	333.1/166.0	333.1/109.1
8. Nordiazepam	1.78	271.0/140.0	271.0/208.0	271.0/225.9
9. Estazolam	1.88	294.9/267.1	294.9/241.0	294.9/138.0
10. Desalkylflurazepam	1.90	289.0/140.0	289.0/165.1	289.0/226.0
11. Clonazepam	1.92	315.9/270.2	315.9/214.1	315.9/207.1
12. Alprazolam	1.99	309.4/281.1	309.4/205.0	309.4/274.1
13. Midazolam	1.26	326.1/291.2	326.1/244.2	326.1/209.0
14. Triazolam	2.06	343.1/315.0	343.1/308.2	343.1/239.2
15. Temazepam	2.13	301.2/283.1	301.2/255.1	301.2/228.1
16. Flurazepam	1.34	388.1/315.1	388.1/288.2	388.1/317.1
17. Flunitrazepam	2.24	314.4/211.0	314.4/239.1	314.4/268.1
18. Clobazam	2.26	301.1/259.1	301.1/224.0	301.1/181.1
19. Diazepam-D5 (IS)	2.42	290.0/154.1	—	—
20. Diazepam	2.45	284.8/193.1	284.8/222.2	284.8/257.1



### Synthetic Cannabinoids on Ultra Biphenyl

Peaks	tr (min)	MRM1	MRM2	MRM3
1. WIN 48098	3.85	379.2/135.2	379.2/114.3	379.2/107.3
2. JWH-200	4.34	385.3/114.0	385.3/127.0	385.3/155.0
3. WIN 55212-2	5.81	427.2/155.1	427.2/127.1	427.2/100.1
4. AM-694	7.01	436.1/309.1	436.1/231.2	—
5. JWH-015	7.23	328.3/155.1	328.3/200.1	328.3/200.1
6. JWH-250	7.25	336.3/121.1	336.3/91.0	336.3/144.0
7. JWH-073	7.48	328.2/127.1	328.2/155.2	328.2/199.9
8. JWH-018	7.75	342.3/127.1	342.3/155.1	342.3/144.9
9. JWH-081	7.88	372.2/185.2	372.2/157.1	372.2/144.1
10. JWH-019	8.01	356.3/127.2	356.3/155.0	356.3/144.2



**Column** Ultra Biphenyl (cat.# 9109552)  
**Dimensions:** 50 mm x 2.1 mm ID  
**Particle Size:** 5 µm  
**Pore Size:** 100 Å  
**Temp.:** 40 °C  
**Sample**  
**Diluent:** Methanol  
**Conc.:** 50 ng/mL  
**Inj. Vol.:** 5 µL  
**Mobile Phase**  
**A:** Water + 0.1% formic acid  
**B:** Acetonitrile + 0.1% formic acid


Time (min)	Flow (mL/min)	%A	%B
0	0.5	95	5
10	0.5	5	95
10.1	0.5	95	5
12	stop		

**Detector** AB SCIEX API 4000 MS/MS  
**Model #:** API 4000  
**Ion Source:** TurbolonSpray®  
**Ion Mode:** ESI+  
**Ion Spray Voltage:** 3000 kV  
**Curtain Gas:** 40 psi (275.8 kPa)  
**Gas 1:** 40 psi (275.8 kPa)  
**Gas 2:** 40 psi (275.8 kPa)  
**Interface Temp.:** 600 °C  
**Mode:** MRM  
**Dwell Time:** 10 ms  
**Instrument** Applied Biosystems/MDS Sciex LC-MS/MS System  
**Acknowledgement** Special thanks to Paul Kennedy and Cayman Chemical for standards.

## Chromatogram Search Tool

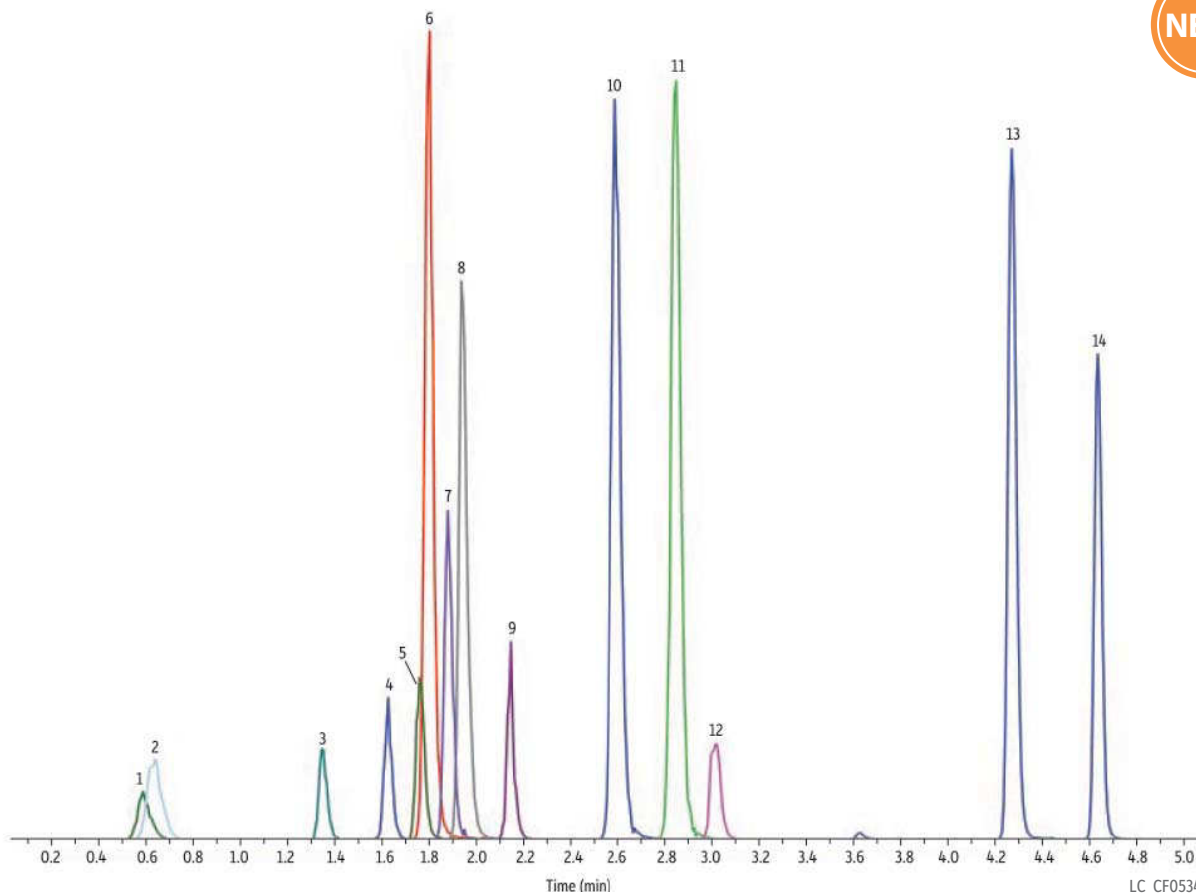
Search by compound name, synonym,  
CAS #, or keyword

[www.restek.com/chromatograms](http://www.restek.com/chromatograms)





Drugs of Abuse on Ultra Biphenyl



**Column** Ultra Biphenyl (cat.# 9109552)  
**Dimensions:** 50 mm x 2.1 mm ID  
**Particle Size:** 5 µm  
**Pore Size:** 100 Å  
**Temp.:** 30 °C  
**Sample**  
**Diluent:** 0.1% formic acid in water:0.1% formic acid in acetonitrile (98:2)  
**Conc.:** 50 ng/mL  
**Inj. Vol.:** 10 µL

**Mobile Phase**

**A:** 0.1% formic acid in water  
**B:** 0.1% formic acid in acetonitrile

Time (min)	Flow (mL/min)	%A	%B
0	0.6	98	2
2.7	0.6	60	40
4.5	0.6	0	100
5.0	0.6	0	100
5.1	0.6	98	2

**Detector**

Applied Biosystems/MDS Sciex LC-MS/MS  
**Model #:** API 4000  
**Ion Source:** TurbolonSpray®  
**Ion Spray Voltage:** +/- 4.5 kV  
**Curtain Gas:** 40 psi (275.8 kPa)  
**Gas 1:** 60 psi (413.7 kPa)  
**Gas 2:** 60 psi (413.7 kPa)  
**Interface Temp.:** 600 °C  
**Mode:** MRM

**Instrument**

Applied Biosystems/MDS Sciex LC-MS/MS System

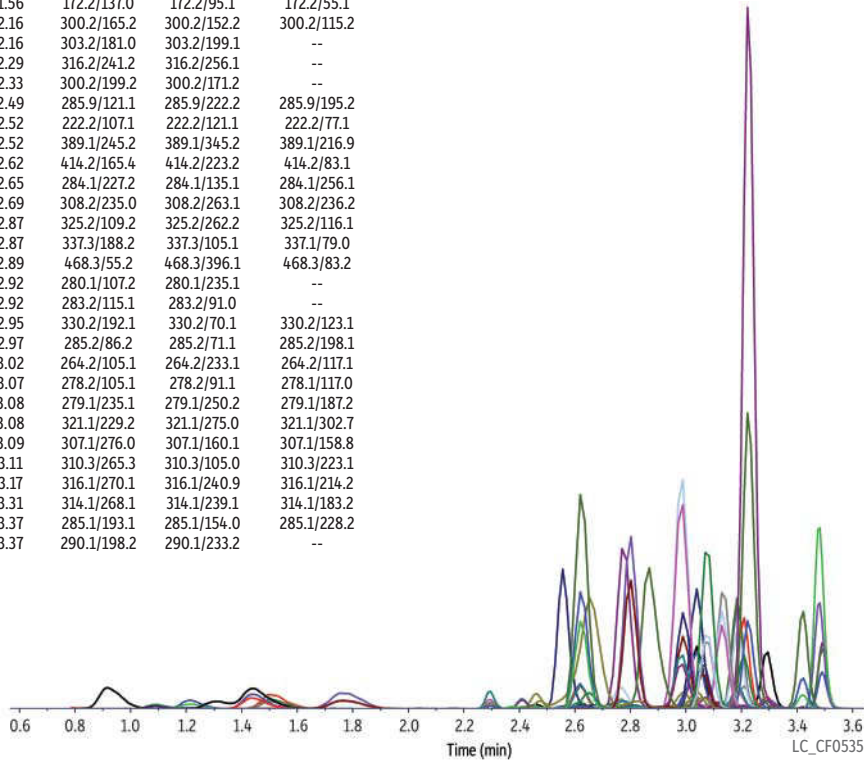
Peaks	tr (min)	Positive MRM1	Positive MRM2	Positive MRM3	Negative MRM1	Negative MRM2	Negative MRM3
1. Ecgonine	0.58	186.1/168.2	186.1/150.9	186.1/82.2	—	—	—
2. Ecgonine methyl ester	0.62	200.2/82.2	200.2/68.2	200.2/65.1	—	—	—
3. Morphine	1.35	286.1/201.3	286.1/229.9	286.1/181.1	—	—	—
4. Amphetamine	1.63	136.0/91.0	136.0/119.1	136.0/65.0	—	—	—
5. Codeine	1.76	300.2/165.2	300.2/152.2	300.2/115.2	—	—	—
6. Methamphetamine	1.80	150.0/91.2	150.0/119.0	150.0/65.0	—	—	—
7. 6-MAM	1.88	328.1/165.1	328.1/211.1	328.1/152.2	—	—	—
8. MDMA	1.94	194.1/163.1	194.1/105.1	194.1/133.0	—	—	—
9. Benzoylcegonine	2.14	290.1/168.1	290.1/105.1	290.1/77.1	—	—	—
10. Cocaine	2.59	304.2/182.1	304.2/82.1	304.2/105.0	—	—	—
11. Cocaethylene	2.84	318.2/196.2	318.2/82.2	318.2/77.1	—	—	—
12. PCP	3.02	244.2/86.1	244.2/159.2	244.2/91.1	—	—	—
13. THC-COOH	4.27	—	—	—	343.0/299.2	343.0/190.8	343.0/245.4
14. THC	4.63	315.3/193.3	315.3/93.0	315.3/69.1	—	—	—

The instrument was operated in multi-period mode for this experiment. Period 1 was ESI+, lasting from 0.0 min to 3.5 min, Period 2 was ESI-, lasting from 3.5 min to 4.5 min, Period 3 was ESI+, lasting from 4.5 min to 6.5 min

Therapeutic Drug Monitoring Compounds in Urine by LC-MS/MS on Ultra Biphenyl



Peaks	tr (min)	MRM 1	MRM 2	MRM 3
1. Morphine	0.95	286.1/229.1	286.1/201.3	286.1/181.1
2. Oxymorphone	1.08	302.1/227.2	302.1/198.1	302.1/115.1
3. Pregabalin	1.29	160.2/97.1	160.2/124.1	--
4. Hydromorphone	1.34	286.2/185.1	286.2/157.1	286.2/128.0
5. Gabapentin	1.56	172.2/137.0	172.2/95.1	172.2/55.1
6. Codeine	2.16	300.2/165.2	300.2/152.2	300.2/115.2
7. Codeine-d3 (IS)	2.16	303.2/181.0	303.2/199.1	--
8. Oxycodone	2.29	316.2/241.2	316.2/256.1	--
9. Hydrocodone	2.33	300.2/199.2	300.2/171.2	--
10. 7-Aminoclonazepam	2.49	285.9/121.1	285.9/222.2	285.9/195.2
11. Tapentadol	2.52	222.2/107.1	222.2/121.1	222.2/77.1
12. Zopiclone	2.52	389.1/245.2	389.1/345.2	389.1/216.9
13. Norbuprenorphine	2.62	414.2/165.4	414.2/223.2	414.2/83.1
14. 7-Aminoflunitrazepam	2.65	284.1/227.2	284.1/135.1	284.1/256.1
15. Zolpidem	2.69	308.2/235.0	308.2/263.1	308.2/236.2
16. Citalopram	2.87	325.2/109.2	325.2/262.2	325.2/116.1
17. Fentanyl	2.87	337.3/188.2	337.3/105.1	337.1/79.0
18. Buprenorphine	2.89	468.3/55.2	468.3/396.1	468.3/83.2
19. Doxepin	2.92	280.1/107.2	280.1/235.1	--
20. Doxepin-d3 (IS)	2.92	283.2/115.1	283.2/91.0	--
21. Paroxetine	2.95	330.2/192.1	330.2/70.1	330.2/123.1
22. Promethazine	2.97	285.2/86.2	285.2/71.1	285.2/198.1
23. Nortriptyline	3.02	264.2/105.1	264.2/233.1	264.2/117.1
24. Amitriptyline	3.07	278.2/105.1	278.2/91.1	278.1/117.0
25. EDDP	3.08	279.1/235.1	279.1/250.2	279.1/187.2
26. Lorazepam	3.08	321.1/229.2	321.1/275.0	321.1/302.7
27. Sertraline	3.09	307.1/276.0	307.1/160.1	307.1/158.8
28. Methadone	3.11	310.3/265.3	310.3/105.0	310.3/223.1
29. Clonazepam	3.17	316.1/270.1	316.1/240.9	316.1/214.2
30. Flunitrazepam	3.31	314.1/268.1	314.1/239.1	314.1/183.2
31. Diazepam	3.37	285.1/193.1	285.1/154.0	285.1/228.2
32. Diazepam-d5 (IS)	3.37	290.1/198.2	290.1/233.2	--



**Column** Ultra Biphenyl (cat.# 9109512)  
**Dimensions:** 100 mm x 2.1 mm ID  
**Particle Size:** 5 µm  
**Pore Size:** 100 Å  
**Temp.:** 30 °C  
**Sample**  
**Diluent:** Water:acetonitrile (90:10) + 0.1% formic acid  
**Conc.:** 100 ng/mL (final dilution = 20x)  
**Inj. Vol.:** 30 µL

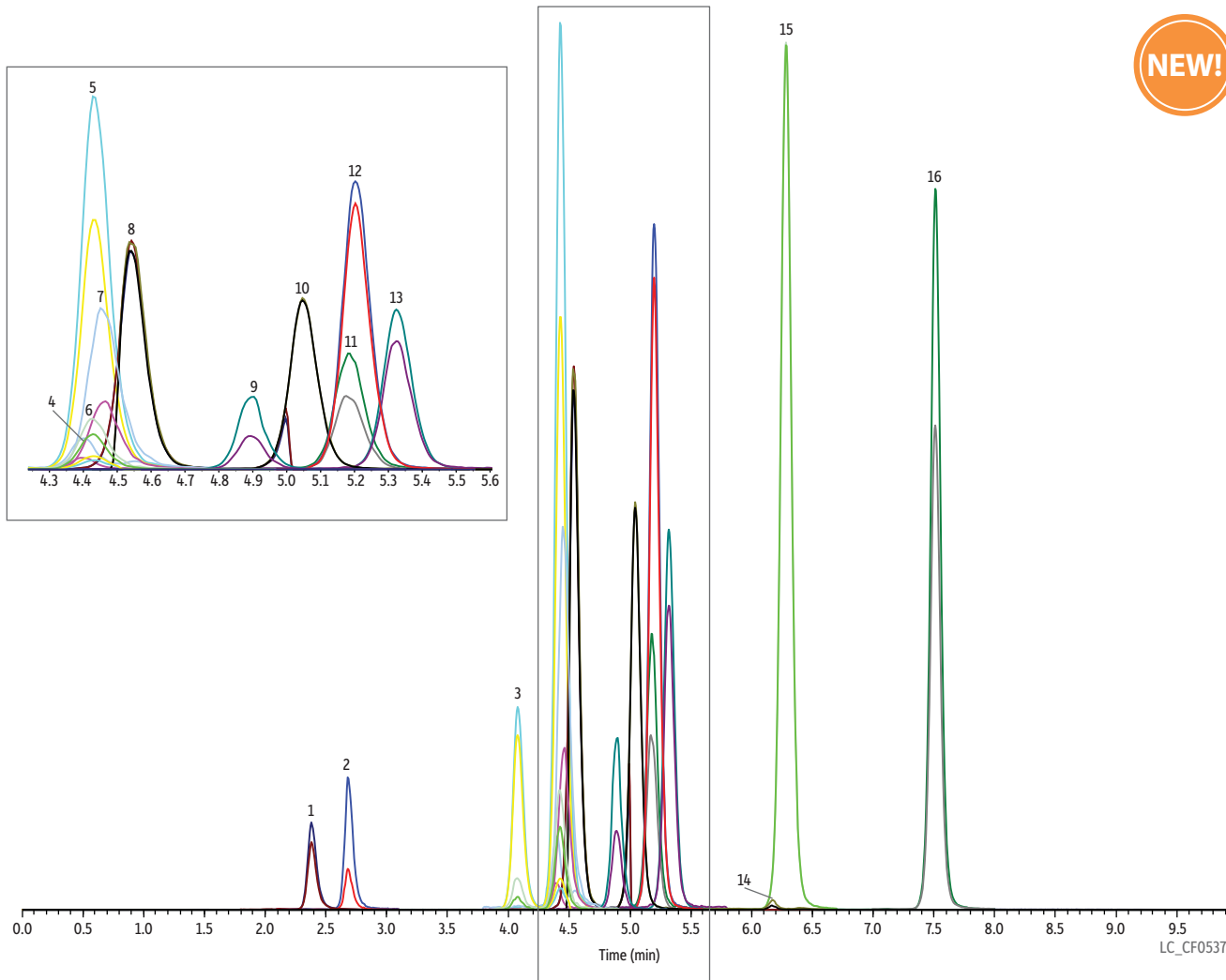
**Mobile Phase**  
**A:** Water + 0.1% formic acid  
**B:** Acetonitrile + 0.1% formic acid

Time (min)	Flow (mL/min)	%A	%B
0	0.6	90	10
1.00	0.6	90	10
3.5	0.6	0	100
4.0	0.6	0	100
4.1	0.6	90	10
5.5	0.6	90	10

**Detector** AB SCIEX API 4000 MS/MS  
**Model #:** API 4000  
**Ion Source:** TurbolonSpray®  
**Ion Mode:** ESI+  
**Ion Spray Voltage:** 3,000 kV  
**Curtain Gas:** 40 psi (275.8 kPa)  
**Gas 1:** 60 psi (413.7 kPa)  
**Gas 2:** 60 psi (413.7 kPa)  
**Interface Temp.:** 600 °C  
**Mode:** MRM  
**Instrument** API LC-MS/MS  
**Notes** A 5 µm, 10 mm x 2.1 mm Ultra Biphenyl guard column (cat.# 910950212) was used in conjunction with this analysis.

Sample was prepared as follows:  
 - Fortify urine at 100 ng/mL.  
 - To 1 mL of urine, add 1 mL of 100 mM ammonium acetate (pH = 5.6) containing 2,000 units of β-glucuronidase from *E. coli* (Sigma-Aldrich cat# G7396).  
 - Incubate for 90 minutes at 37 °C.  
 - Centrifuge at 3,000 rpm for 15 minutes.  
 - Dilute 100 µL of sample with 900 µL of water:acetonitrile (90:10) + 0.1% formic acid containing 4 ng/mL internal standard. (Total dilution factor = 20x)

Steroid Panel Analysis on the Ultra Biphenyl



**Column** Ultra Biphenyl (cat.# 9109512)  
 Dimensions: 100 mm x 2.1 mm ID  
 Particle Size: 5 µm  
 Pore Size: 100 Å  
 Temp.: 30 °C  
**Sample** Steroids panel  
 Diluent: Methanol:water (50:50)  
 Conc.: 5 ng/mL  
 Inj. Vol.: 50 µL  
**Mobile Phase**  
 A: 0.1% formic acid in water  
 B: 0.1% formic acid in methanol

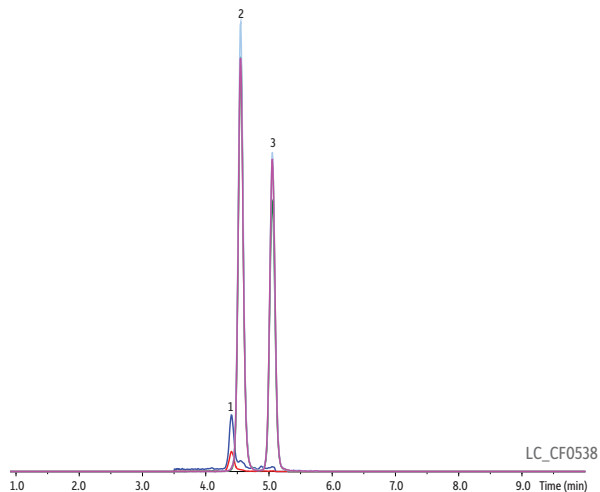
Time (min)	Flow (mL/min)	%A	%B
0.00	0.4	30	70
8.00	0.4	0	100
8.01	0.4	30	70
10.00	0.4	30	70

Max Pressure: 250 bar  
**Detector** AB SCIEX MS/MS  
 Model #: API 4000  
 Ion Source: TurbolonSpray®  
 Ion Mode: ESI+  
 Ion Spray Voltage: 5.5 kV  
 Curtain Gas: 25 psi (172.4 kPa)  
 Gas 1: 40 psi (275.8 kPa)  
 Gas 2: 40 psi (275.8 kPa)  
 Source Temp.: 350 °C  
 Mode: Scheduled MRM  
**Instrument** API LC-MS/MS  
**Notes** CAD: 8 psi (55.2 kPa)  
 MRM detection window: 60 sec  
 Target scan time: 0.55 sec

Peaks	tr (min)	Q1	Q3 Quantifier	Q3 Qualifier
1. Cortisol	2.3	363.3	121.2	327.2
2. Estradiol	2.6	255.3	159.1	133.1
3. 11-Deoxycortisol	4.0	347.4	109.2	97.1
4. DHEA	4.3	271.3	253.2	213.2
5. Boldenone	4.4	287.2	121.2	135.2
6. Corticosterone	4.4	347.4	329.2	121.1
7. Stanozolol	4.4	329.3	81.1	95.1
8. Epitestosterone	4.5	289.2	109.2	97.1
9. 17-OH-progesterone	4.8	331.3	97.2	109.5
10. Testosterone	5.0	289.2	109.1	97.0
11. Trenbolone	5.1	303.3	109.2	97.1
12. Methyltestosterone	5.1	271.2	253.1	199.2
13. Nandrolone	5.3	275.2	109.2	257.3
14. 25-Hydroxyvitamin D3	6.1	383.3	365.3	107.1
15. Androstenedione	6.2	287.2	97.1	109.2
16. Progesterone	7.5	315.3	109.2	97.1

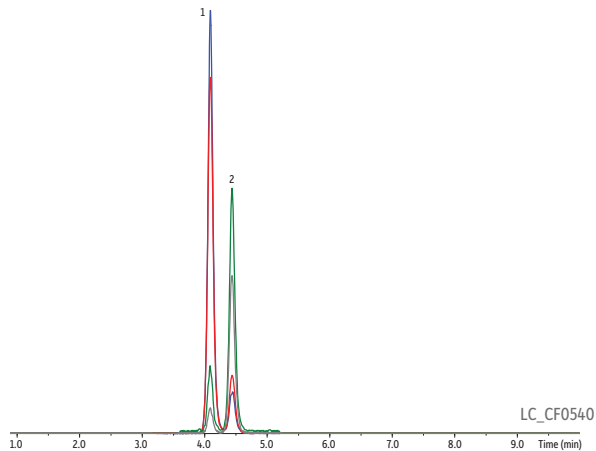
### Isobaric Steroids (DHEA, Epitestosterone, and Testosterone) on Ultra Biphenyl

Peaks	tr (min)	Q1	Q3 Quantifier	Q3 Qualifier
1. DHEA	4.3	271.3	253.2	213.2
2. Epitestosterone	4.5	289.2	109.2	97.1
3. Testosterone	5.0	289.2	109.1	97.0



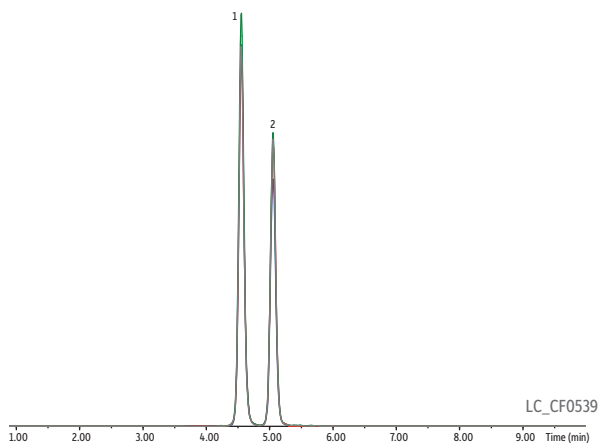
### Isobaric Steroids (11-Deoxycortisol and Corticosterone) on Ultra Biphenyl

Peaks	tr (min)	Q1	Q3 Quantifier	Q3 Qualifier
1. 11-Deoxycortisol	4.0	347.4	109.2	97.1
2. Corticosterone	4.4	347.4	329.2	121.1



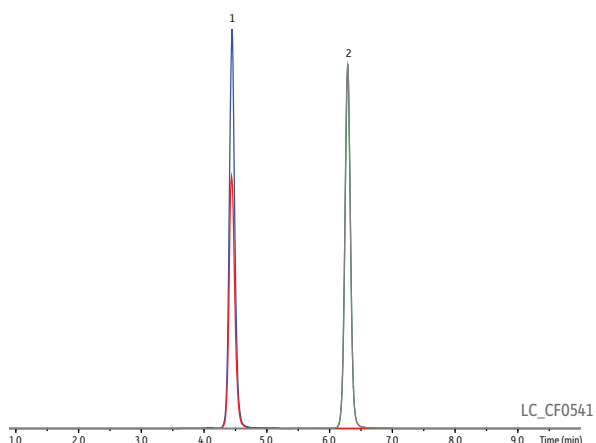
### Isobaric Steroids (Epitestosterone and Testosterone) on Ultra Biphenyl

Peaks	tr (min)	Q1	Q3 Quantifier	Q3 Qualifier
1. Epitestosterone	4.5	289.2	109.2	97.1
2. Testosterone	5.0	289.2	109.1	97.0



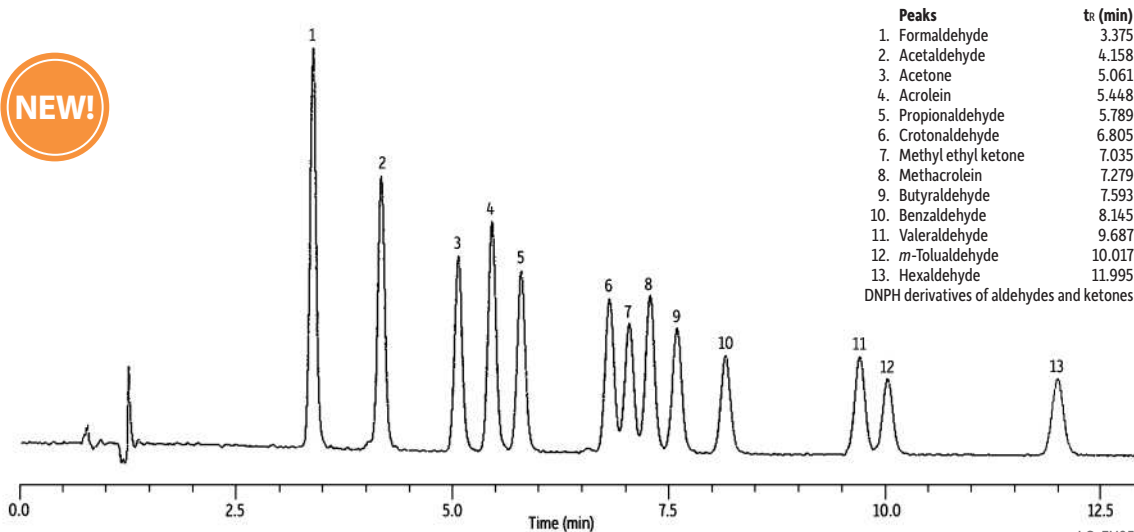
### Isobaric Steroids (Boldenone and Androstenedione) on Ultra Biphenyl

Peaks	tr (min)	Q1	Q3 Quantifier	Q3 Qualifier
1. Boldenone	4.4	287.2	121.2	135.2
2. Androstenedione	6.2	287.2	97.1	109.2



These chromatograms were generated using the same conditions that are listed on page 698.

CARB 1004 Aldehyde/Ketone-DNPH Calibration Standard on Ultra C18



Peaks	tr (min)
1. Formaldehyde	3.375
2. Acetaldehyde	4.158
3. Acetone	5.061
4. Acrolein	5.448
5. Propionaldehyde	5.789
6. Crotonaldehyde	6.805
7. Methyl ethyl ketone	7.035
8. Methacrolein	7.279
9. Butyraldehyde	7.593
10. Benzaldehyde	8.145
11. Valeraldehyde	9.687
12. <i>m</i> -Tolualdehyde	10.017
13. Hexaldehyde	11.995

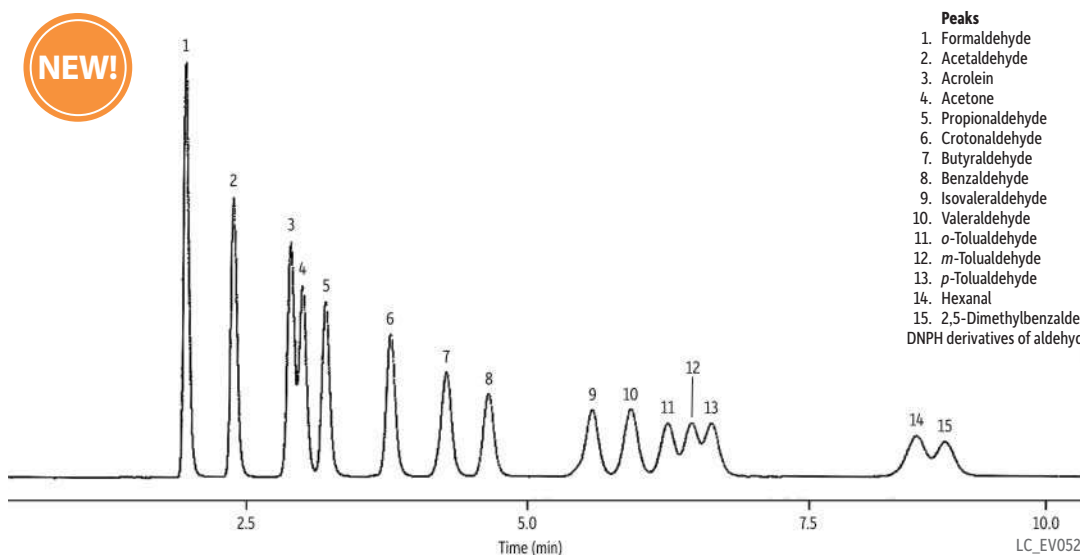
DNPH derivatives of aldehydes and ketones

**Column** Ultra C18 (cat.# 9174-565)  
**Dimensions:** 150 mm x 4.6 mm ID  
**Particle Size:** 5 µm  
**Pore Size:** 100 Å  
**Temp.:** 25 °C  
**Sample** CARB 1004 Aldehyde/Ketone-DNPH Calibration Standard (cat.# 33093)  
**Diluent:** Acetonitrile  
**Conc.:** 3 µg/mL each  
**Inj. Vol.:** 10 µL

**Mobile Phase**  
**A:** Water:Tetrahydrofuran (5:2)  
**B:** Acetonitrile  
**Time (min)** %B  
 0 30  
 13 60  
**Flow:** 1.5 mL/min  
**Max Pressure:** 187 bar  
**Detector** UV/Vis @ 365, 1 nm  
**Instrument** Shimadzu UFLCXR

LC\_EV0524

Aldehyde-Ketone-DNPH Calibration Mix on Ultra C18 by EPA TO-11A



Peaks	tr (min)
1. Formaldehyde	1.954
2. Acetaldehyde	2.376
3. Acrolein	2.884
4. Acetone	2.987
5. Propionaldehyde	3.190
6. Crotonaldehyde	3.777
7. Butyraldehyde	4.273
8. Benzaldehyde	4.653
9. Isovaleraldehyde	5.572
10. Valeraldehyde	5.919
11. <i>o</i> -Tolualdehyde	6.242
12. <i>m</i> -Tolualdehyde	6.454
13. <i>p</i> -Tolualdehyde	6.634
14. Hexanal	8.450
15. 2,5-Dimethylbenzaldehyde	8.715

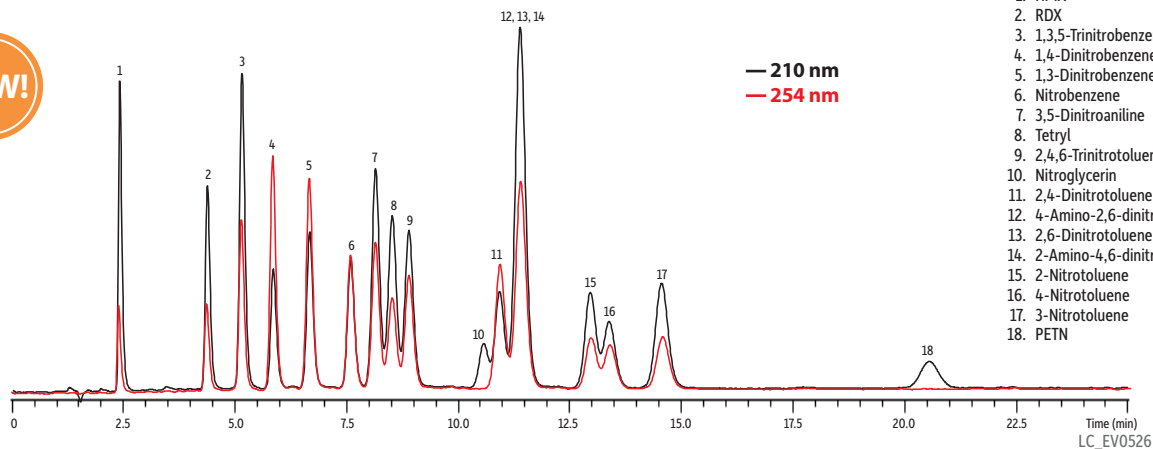
DNPH derivatives of aldehydes and ketones

**Column** Ultra C18 (cat.# 9174-565)  
**Dimensions:** 150 mm x 4.6 mm ID  
**Particle Size:** 5 µm  
**Pore Size:** 100 Å  
**Temp.:** 25 °C  
**Sample** Aldehyde-Ketone-DNPH TO-11A Calibration Mix (cat.# 31808)  
**Diluent:** Acetonitrile  
**Conc.:** 15 µg/mL each  
**Inj. Vol.:** 10 µL

**Mobile Phase** Water:Acetonitrile (30:70)  
**Flow:** 1.5 mL/min  
**Max Pressure:** 107 bar  
**Detector** UV/Vis @ 365, 1 nm  
**Instrument** Shimadzu UFLCXR

LC\_EV0525

Explosives by EPA 8330B on Ultra C8 with Trident Direct Guard Column

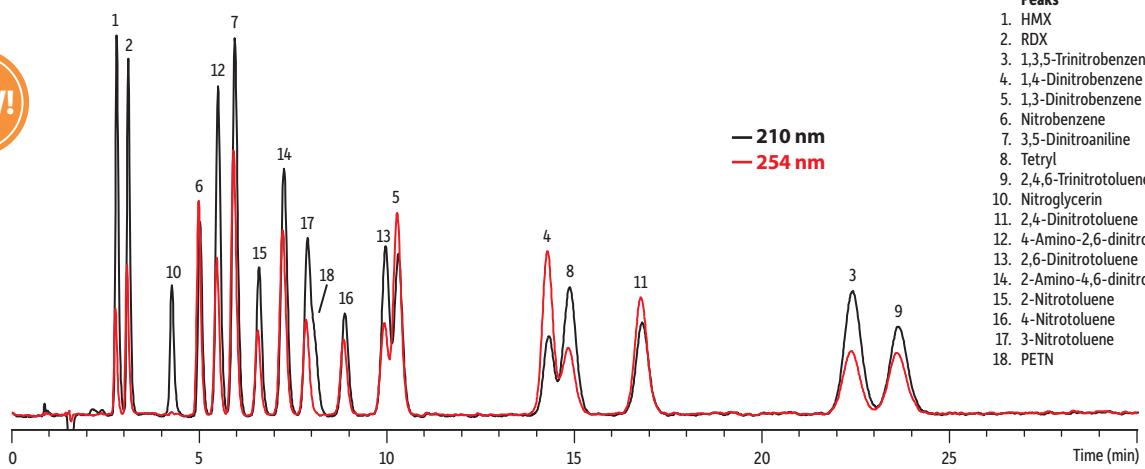


- Peaks**
1. HMX
  2. RDX
  3. 1,3,5-Trinitrobenzene
  4. 1,4-Dinitrobenzene (SS)
  5. 1,3-Dinitrobenzene
  6. Nitrobenzene
  7. 3,5-Dinitroaniline
  8. Tetryl
  9. 2,4,6-Trinitrotoluene
  10. Nitroglycerin
  11. 2,4-Dinitrotoluene
  12. 4-Amino-2,6-dinitrotoluene
  13. 2,6-Dinitrotoluene
  14. 2-Amino-4,6-dinitrotoluene
  15. 2-Nitrotoluene
  16. 4-Nitrotoluene
  17. 3-Nitrotoluene
  18. PETN

**Column** Ultra C8 (cat.# 9103565)  
**Dimensions:** 150 mm x 4.6 mm ID  
**Particle Size:** 5 µm  
**Pore Size:** 100 Å  
**Temp.:** 30 °C  
**Sample** 8330B Nitroaromatics and nitramine mix (cat.# 33204)  
 1,4-Dinitrobenzene (cat.# 33205)  
**Diluent:** Deionized water  
**Conc.:** 20 µg/mL  
**Inj. Vol.:** 10 µL  
**Mobile Phase** Water:methanol (52:48)  
**Flow:** 1.2 mL/min  
**Detector** UV/Vis @ 210/254 nm  
**Instrument** Shimadzu UFLC<sub>XR</sub>  
**Notes** Trident direct 10 mm in-line guard cartridge holder (cat.# 25083)  
 Ultra C8 10 mm x 4 mm guard cartridge (cat.# 910350210)

This is the recommended primary column for a 2 column analysis. See LC\_EV0527 (below) for the confirmation column.

Explosives by EPA 8330B on Ultra Aromax with Trident Direct Guard



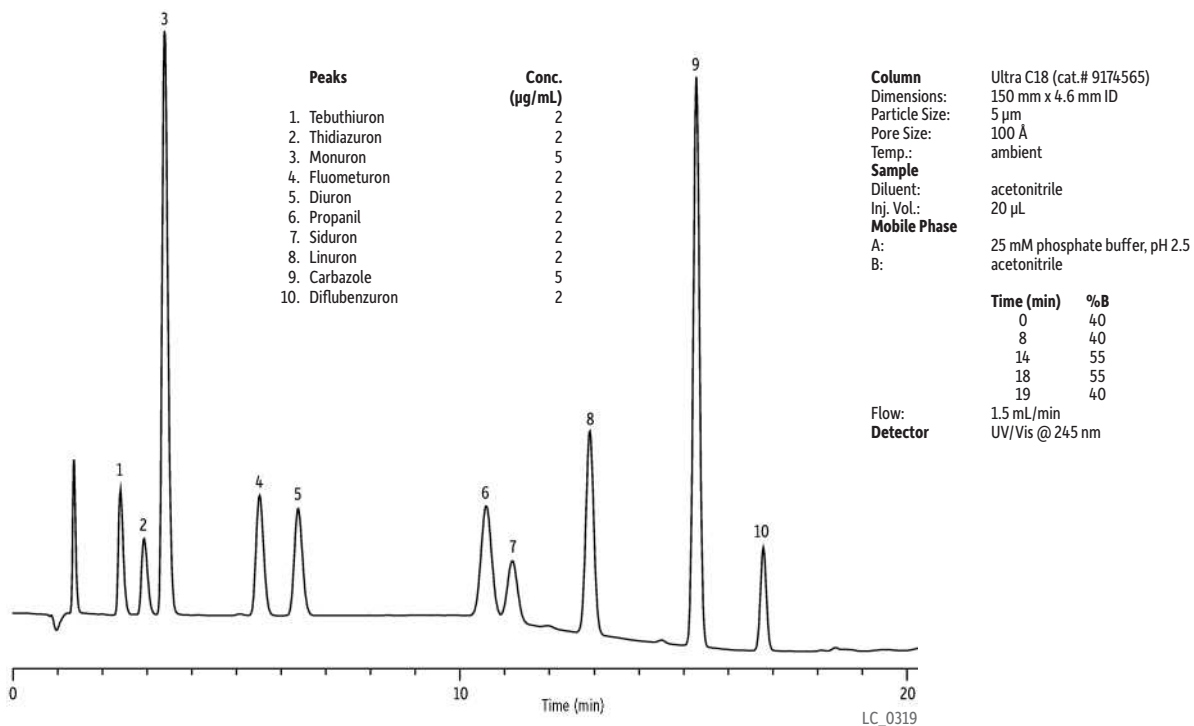
- Peaks**
1. HMX
  2. RDX
  3. 1,3,5-Trinitrobenzene
  4. 1,4-Dinitrobenzene (SS)
  5. 1,3-Dinitrobenzene
  6. Nitrobenzene
  7. 3,5-Dinitroaniline
  8. Tetryl
  9. 2,4,6-Trinitrotoluene
  10. Nitroglycerin
  11. 2,4-Dinitrotoluene
  12. 4-Amino-2,6-dinitrotoluene
  13. 2,6-Dinitrotoluene
  14. 2-Amino-4,6-dinitrotoluene
  15. 2-Nitrotoluene
  16. 4-Nitrotoluene
  17. 3-Nitrotoluene
  18. PETN

**Column** Ultra Aromax (cat.# 9127565)  
**Dimensions:** 150 mm x 4.6 mm ID  
**Particle Size:** 5 µm  
**Pore Size:** 100 Å  
**Temp.:** 35 °C  
**Sample** 8330B Nitroaromatics and nitramine mix (cat.# 33204)  
 1,4-Dinitrobenzene (cat.# 33205)  
**Diluent:** Deionized water  
**Conc.:** 20 µg/mL  
**Inj. Vol.:** 10 µL  
**Mobile Phase** Water:methanol (30:70)  
**Flow:** 1.2 mL/min  
**Detector** UV/Vis @ 210/254 nm  
**Instrument** Shimadzu UFLC<sub>XR</sub>  
**Notes** Trident direct 10 mm in-line guard cartridge holder (cat.# 25083)  
 Ultra Aromax 10 mm x 4 mm guard cartridge (cat.# 912750210)

This is the recommended confirmation column for a 2 column analysis. See LC\_EV0526 (above) for the primary column.




Herbicides (Phenylurea) on Ultra C18



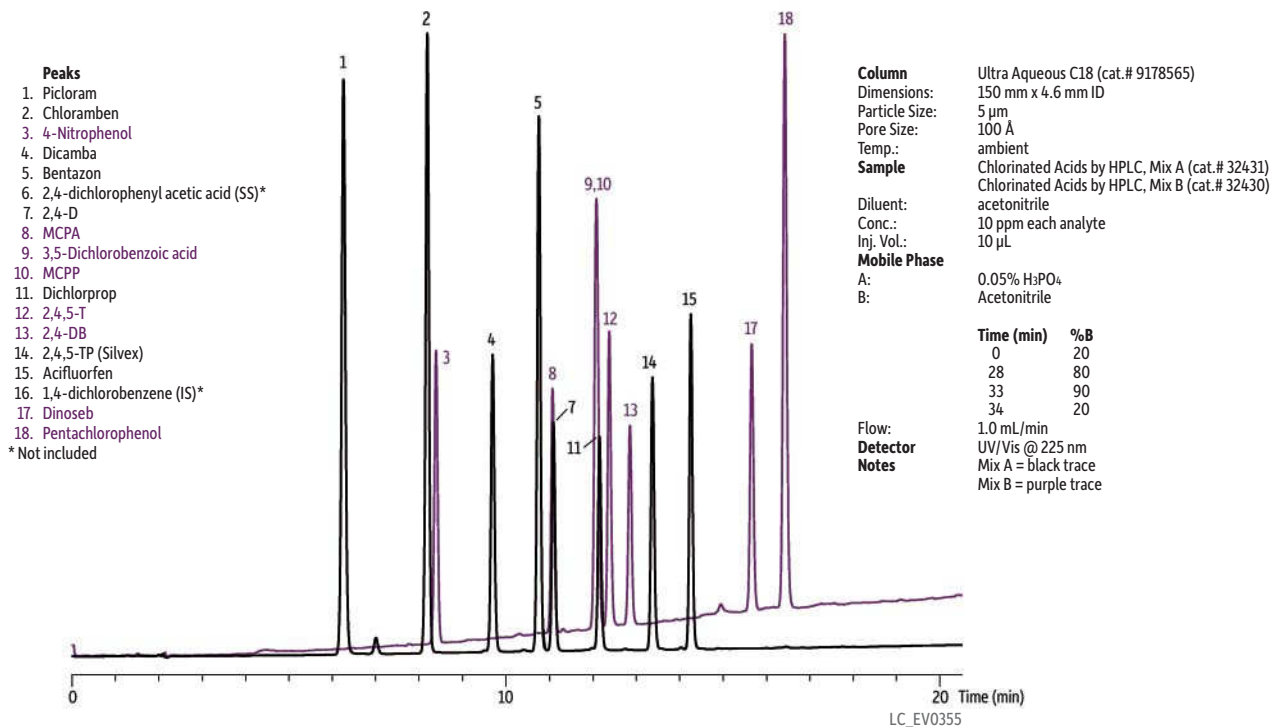
## Chromatogram Search Tool

Search by compound name, synonym,  
CAS #, or keyword

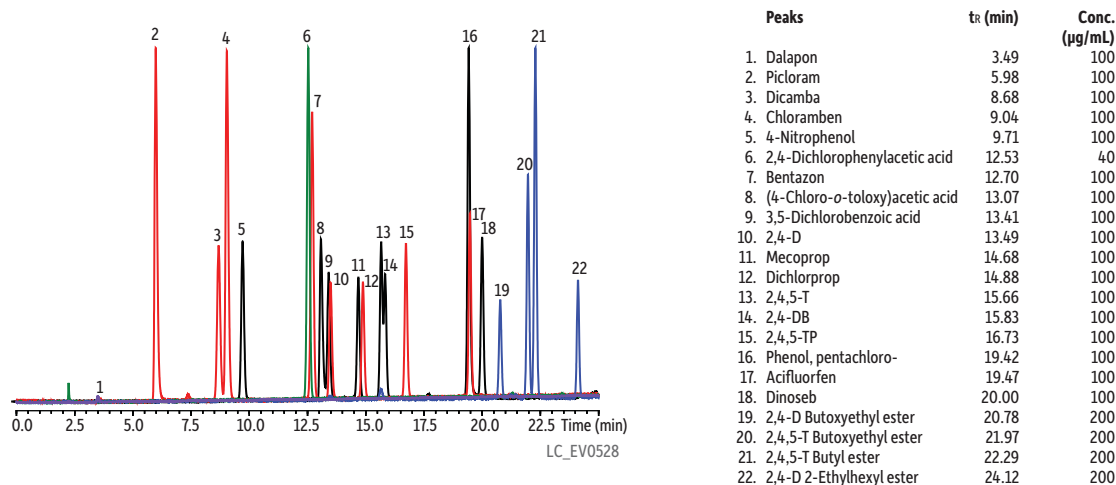
[www.restek.com/chromatograms](http://www.restek.com/chromatograms)



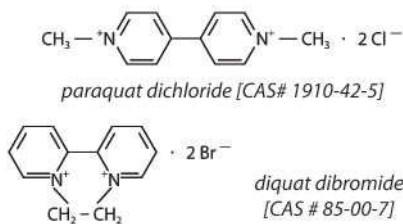
Phenoxyacid Herbicides on Ultra Aqueous C18



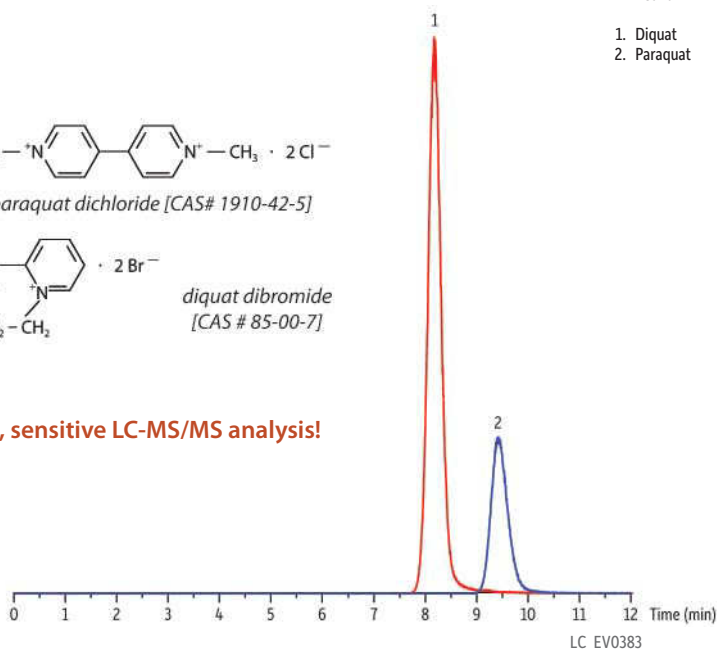
Phenoxyacid Herbicides on Ultra Cyano (Overlay)



Paraquat and Diquat on Ultra Quat



Fast, sensitive LC-MS/MS analysis!

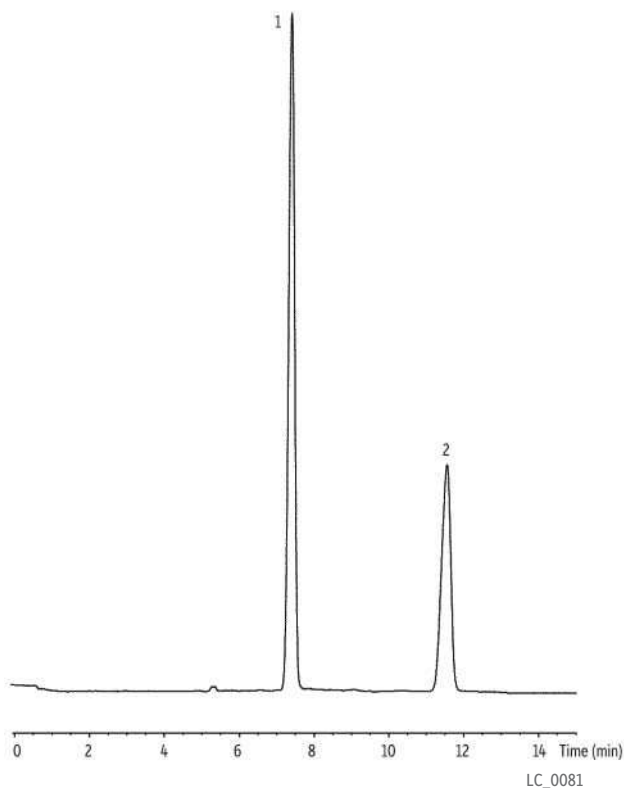


Peaks	Precursor Ion (amu)	Fragment Ion (amu)	DP (V)	Collision Energy (eV)
1. Diquat	183+	157+	30	30
2. Paraquat	93 (2+)	171+	20	20

**Column** Ultra Quat (cat.# 9181352)  
**Dimensions:** 50 mm x 2.1 mm ID  
**Particle Size:** 3 µm  
**Pore Size:** 100 Å  
**Temp.:** ambient  
**Sample**  
**Diluent:** DI Water  
**Conc.:** 5 µg/mL each component  
**Inj. Vol.:** 10 µL  
**Mobile Phase**  
**Flow:** 10 mM heptafluorobutyric acid:acetonitrile (95:5)  
**Detector** Applied Biosystems/MDS Sciex LC-MS/MS  
**Model #:** API 3200™ MS/MS system  
**Ion Source:** Electrospray  
**Ion Mode:** ESI+  
**Ion Spray Voltage:** 5.5 kV  
**Curtain Gas:** 15 psi (103.4 kPa)  
**Gas 1:** 70 psi (482.6 kPa)  
**Gas 2:** 60 psi (413.7 kPa)  
**Source Temp.:** 600 °C  
**Mode:** MRM  
**Dwell Time:** 200 ms  
**Instrument** Applied Biosystems/MDS Sciex LC-MS/MS System  
**Notes** Collision exit potential: 3V  
 Q1/Q3: unit resolution

**Acknowledgement** Data courtesy of Houssain El Aribi, Ph.D., LC/MS Product and Application Specialist, MDS SCIEX, 71 Four Valley Drive, Concord, Ontario, Canada, L4K 4V8

Pesticide (Diflubenzuron) on Ultra IBD

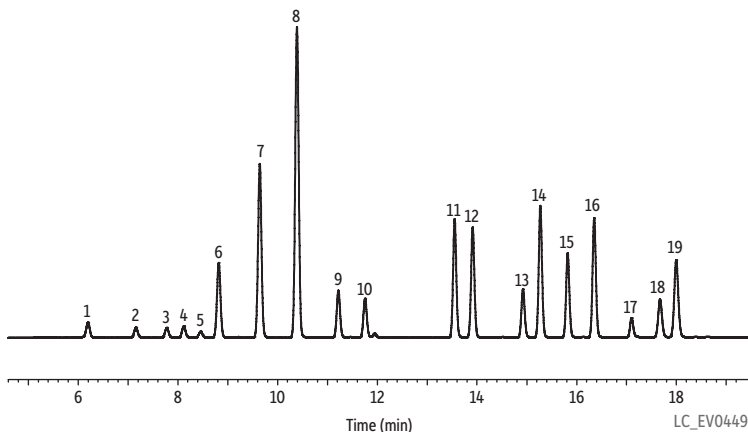


**Peaks**

1. Diflubenzuron
2. N,N'-bis-(chlorobenzyl)urea

**Column** Ultra IBD (cat.# 9175365)  
**Dimensions:** 150 mm x 4.6 mm ID  
**Particle Size:** 3 µm  
**Pore Size:** 100 Å  
**Temp.:** ambient  
**Sample**  
**Diluent:** water:acetonitrile (1:1 v/v)  
**Conc.:** 1 mg/mL  
**Inj. Vol.:** 10 µL  
**Mobile Phase** water:acetonitrile (45:55 v/v)  
**Flow:** 1.0 mL/min  
**Detector** UV/Vis @ 260 nm

**Polycyclic Aromatic Hydrocarbons on Pinnacle® II PAH EPA 8310**  
**18 component standard + benzo(j)fluoranthene**



Peaks	tr (min)
1. Naphthalene	6.19
2. Acenaphthylene	7.16
3. 1-Methylnaphthalene	7.78
4. 2-Methylnaphthalene	8.17
5. Acenaphthene	8.46
6. Fluorene	8.82
7. Phenanthrene	9.64
8. Anthracene	10.39
9. Fluoranthene	11.22
10. Pyrene	11.75
11. Benzo[a]anthracene	13.55
12. Chrysene	13.91
13. Benzo[j]fluoranthene	14.92
14. Benzo[b]fluoranthene	15.27
15. Benzo[k]fluoranthene	15.82
16. Benzo[a]pyrene	16.35
17. Dibenzo[a,h]anthracene	17.10
18. Benzo[ghi]perylene	17.67
19. Indeno[1,2,3-cd]pyrene	17.99

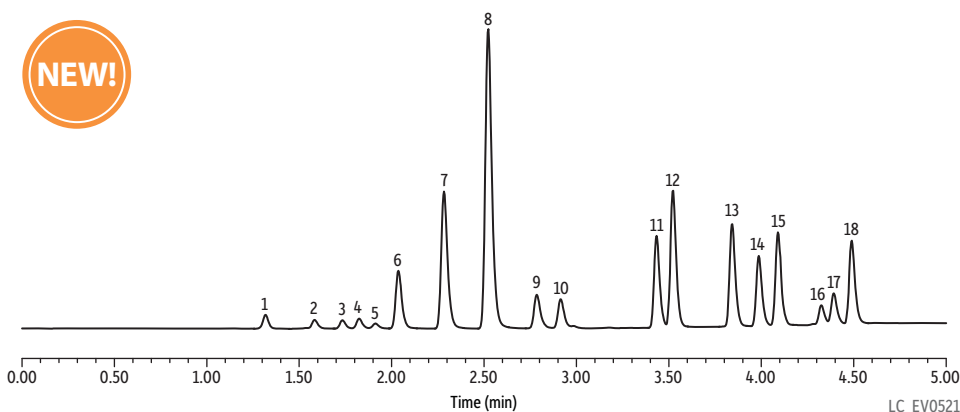
**Column** Pinnacle® II PAH (cat.# 9219463)  
 Dimensions: 150 mm x 3.2 mm ID  
 Particle Size: 4 µm  
 Pore Size: 110 Å  
 Temp.: 30 °C  
**Sample**  
 Diluent: acetonitrile  
 Conc.: 20 µg/mL each component  
 Inj. Vol.: 10 µL

**Mobile Phase**  
 A: purified water  
 B: acetonitrile  
**Time (min) %B**  
 0 40  
 7 60  
 16 100  
 18.9 100  
 19 40  
 Flow: 1.2 mL/min  
**Detector** UV/Vis @ 254 nm  
**Instrument** Shimadzu Prominence

For more PAH chromatograms, visit  
[www.restek.com/chromatograms](http://www.restek.com/chromatograms)



**EPA 8310 PAH Mix on Pinnacle® DB PAH**

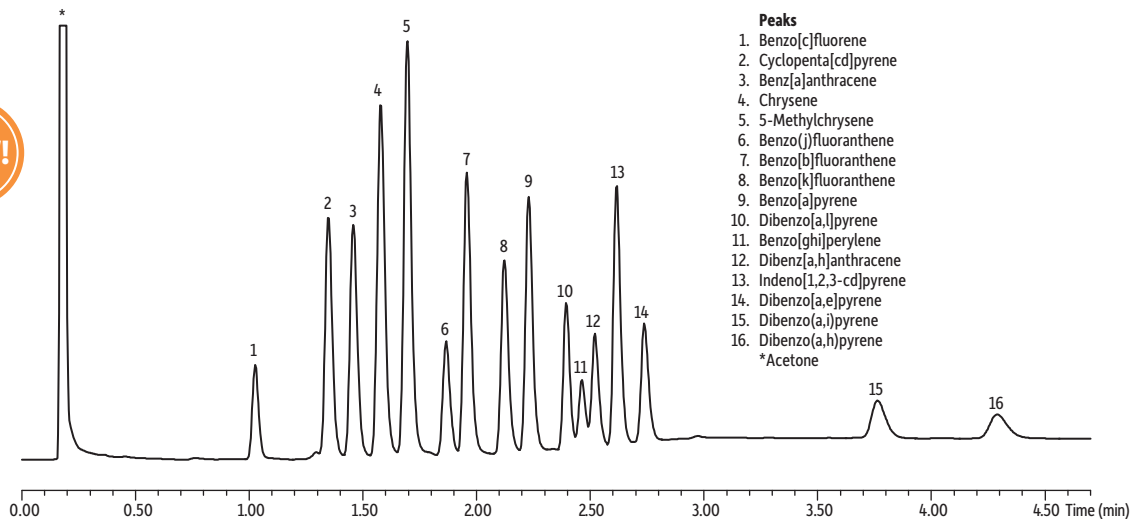


Peaks
1. Naphthalene
2. Acenaphthylene
3. 1-Methylnaphthalene
4. 2-Methylnaphthalene
5. Acenaphthene
6. Fluorene
7. Phenanthrene
8. Anthracene
9. Fluoranthene
10. Pyrene
11. Benzo[a]anthracene
12. Chrysene
13. Benzo[b]fluoranthene
14. Benzo[k]fluoranthene
15. Benzo[a]pyrene
16. Dibenzo[a,h]anthracene
17. Benzo[ghi]perylene
18. Indeno[1,2,3-cd]pyrene

**Column** Pinnacle® DB PAH (cat.# 9470252)  
 Dimensions: 50 mm x 2.1 mm ID  
 Particle Size: 1.9 µm  
 Pore Size: 140 Å  
 Temp.: 30 °C  
**Sample** EPA Method 8310 PAH Mixture (cat.# 31841)  
 Diluent: acetonitrile  
 Conc.: 10 µg/mL  
 Inj. Vol.: 1 µL

**Mobile Phase**  
 A: water  
 B: acetonitrile  
**Time (min) Flow (mL/min) %A %B**  
 0 0.8 60 40  
 2 0.8 40 60  
 4 0.8 0 100  
 4.5 0.8 0 100  
 4.51 0.8 60 40  
 5 0.8 60 40  
 Max Pressure: 724 bar  
**Detector** Photo diode array @ 254, 4.8 nm  
**Instrument** Waters

EU 15+1 PAH Mix on Pinnacle® DB PAH



- Peaks**
1. Benzo[c]fluorene
  2. Cyclopenta[cd]pyrene
  3. Benzo[a]anthracene
  4. Chrysene
  5. 5-Methylchrysene
  6. Benzo[j]fluoranthene
  7. Benzo[b]fluoranthene
  8. Benzo[k]fluoranthene
  9. Benzo[a]pyrene
  10. Dibenzo[a,l]pyrene
  11. Benzo[ghi]perylene
  12. Dibenzo[a,h]anthracene
  13. Indeno[1,2,3-cd]pyrene
  14. Dibenzo[a,e]pyrene
  15. Dibenzo[a,i]pyrene
  16. Dibenzo[a,h]pyrene
- \*Acetone

**Column** Pinnacle® DB PAH (cat.# 9470252)  
**Dimensions:** 50 mm x 2.1 mm ID  
**Particle Size:** 1.9 µm  
**Pore Size:** 140 Å  
**Temp.:** 30 °C  
**Sample** Custom EU 15+1 PAH Mix  
**Diluent:** Acetonitrile  
**Conc.:** 10 µg/mL  
**Inj. Vol.:** 1 µL

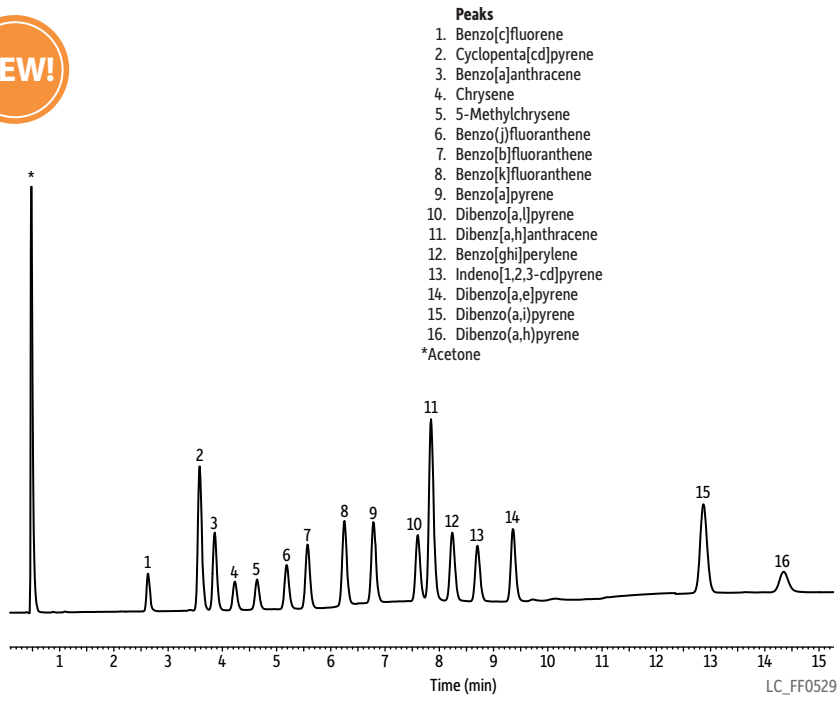
**Mobile Phase**  
**A:** Water  
**B:** Acetonitrile

Time (min.)	%B
0	65
1	75
2	100
4.2	100
4.21	65
4.7	65

**Flow:** 0.8 mL/min.  
**Max Pressure:** 725 bar  
**Detector** PDA @ 254, 4.8 nm  
**Instrument** Waters

LC\_FF0513

EU 15+1 PAHs on Pinnacle® II PAH (UV/Vis)



- Peaks**
1. Benzo[c]fluorene
  2. Cyclopenta[cd]pyrene
  3. Benzo[a]anthracene
  4. Chrysene
  5. 5-Methylchrysene
  6. Benzo[j]fluoranthene
  7. Benzo[b]fluoranthene
  8. Benzo[k]fluoranthene
  9. Benzo[a]pyrene
  10. Dibenzo[a,l]pyrene
  11. Dibenzo[a,h]anthracene
  12. Benzo[ghi]perylene
  13. Indeno[1,2,3-cd]pyrene
  14. Dibenzo[a,e]pyrene
  15. Dibenzo[a,i]pyrene
  16. Dibenzo[a,h]pyrene
- \*Acetone

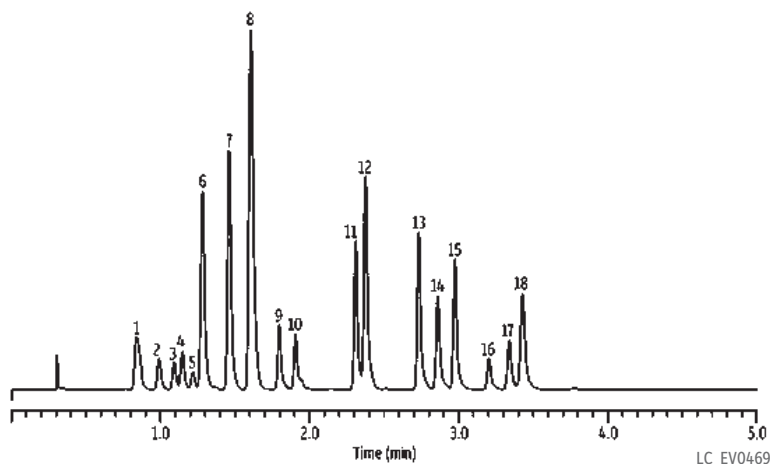
**Column** Pinnacle® II PAH (cat.# 921946E)  
**Dimensions:** 150 mm x 3.0 mm ID  
**Particle Size:** 4.0 µm  
**Pore Size:** 110 Å  
**Temp.:** 30 °C  
**Sample** custom EU 15+1 PAH Mix  
**Diluent:** acetonitrile  
**Conc.:** 10 µg/mL (ppm)  
**Inj. Vol.:** 5 µL  
**Mobile Phase**  
**A:** water  
**B:** acetonitrile:tetrahydrofuran (95:5)

Time (min)	Flow (mL/min)	%A	%B
0	1.5	30	70
3.00	1.5	25	75
10.00	1.5	0	100
14.50	1.5	0	100
14.51	1.5	30	70
16.5	1.5	30	70

**Max Pressure:** 275 bar  
**Detector** UV/Vis @ 292, 4 nm  
**Cell Temp:** 40 °C  
**Flow Cell Size:** 10 µL  
**Instrument** Shimadzu Prominence

LC\_FF0529

EPA Method 610 Polycyclic Aromatic Hydrocarbons on Pinnacle® DB PAH



- Peaks**
1. Naphthalene
  2. Acenaphthylene
  3. 1-Methylnaphthalene
  4. 2-Methylnaphthalene
  5. Acenaphthene
  6. Fluorene
  7. Phenanthrene
  8. Anthracene
  9. Fluoranthene
  10. Pyrene
  11. Benzo[a]anthracene
  12. Chrysene
  13. Benzo[b]fluoranthene
  14. Benzo[k]fluoranthene
  15. Benzo[a]pyrene
  16. Dibenzo[a,h]anthracene
  17. Benzo[ghi]perylene
  18. Indeno[1,2,3-cd]pyrene

**Column** Pinnacle® DB PAH (cat.# 9470252)  
**Dimensions:** 50 mm x 2.1 mm ID  
**Particle Size:** 1.9 µm  
**Pore Size:** 140 Å  
**Temp.:** 30 °C  
**Sample**  
**Diluent:** acetonitrile  
**Conc.:** 20 µg/mL each component  
**Inj. Vol.:** 2 µL

**Mobile Phase**  
**A:** water  
**B:** acetonitrile

Time (min)	%B
0	50
1	60
3	100
5	100

**Flow:** 0.6 mL/min  
**Detector** UV/Vis @ 254 nm  
**Instrument** Jasco X-LC

For more PAH chromatograms, visit  
[www.restek.com/chromatograms](http://www.restek.com/chromatograms)

## How can we help you today? Contact us...

customer service: **1-814-353-1300, ext. 3** | e-mail: [csreps@restek.com](mailto:csreps@restek.com)

technical service: **1-814-353-1300, ext. 4** | e-mail: [support@restek.com](mailto:support@restek.com)

sales representatives: **1-814-353-1300, ext. 3** | e-mail: [salesreps@restek.com](mailto:salesreps@restek.com)

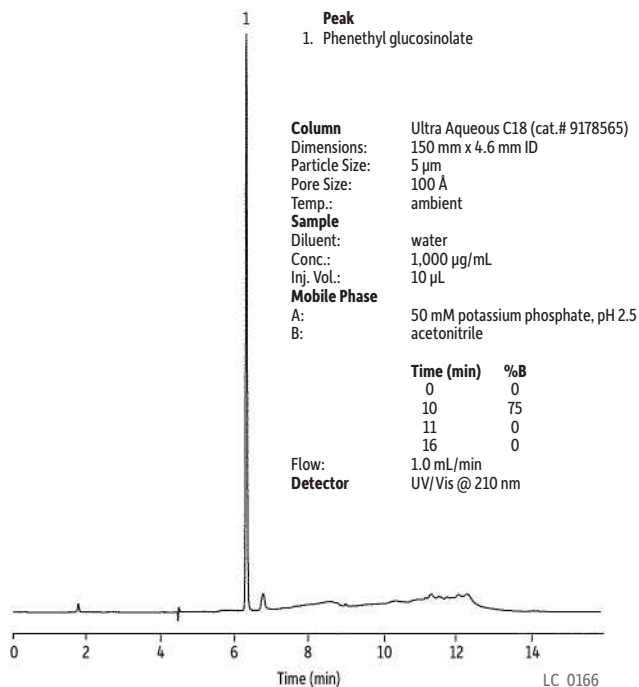
### 4 ways to order:

1. CALL: 1-800-356-1688, ext. 3 or 1-814-353-1300, ext. 3 Monday–Friday 8:00 a.m.–6:30 p.m. Eastern Time
2. FAX: 1-814-353-1309 24 hours a day
3. ONLINE: [www.restek.com](http://www.restek.com) 24 hours a day
4. E-MAIL: [csreps@restek.com](mailto:csreps@restek.com) 24 hours a day

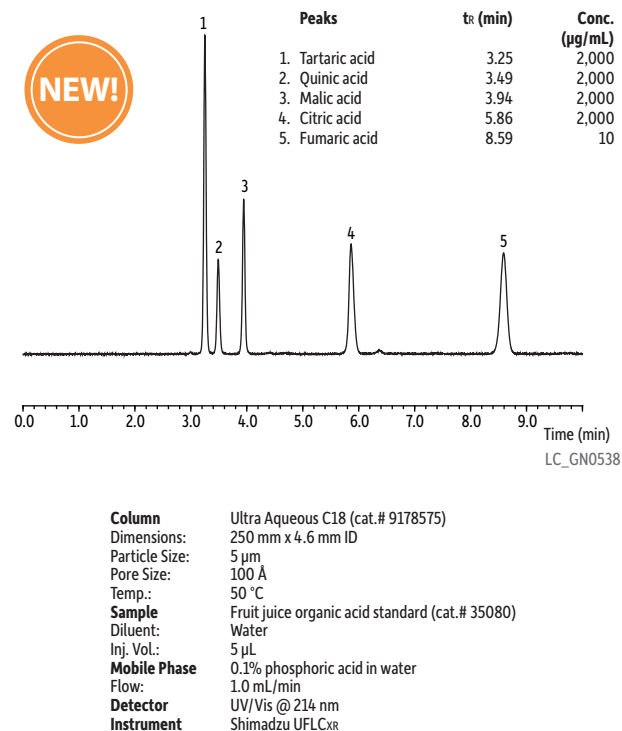
Outside the U.S.? Find a distributor at [www.restek.com/distributor](http://www.restek.com/distributor)



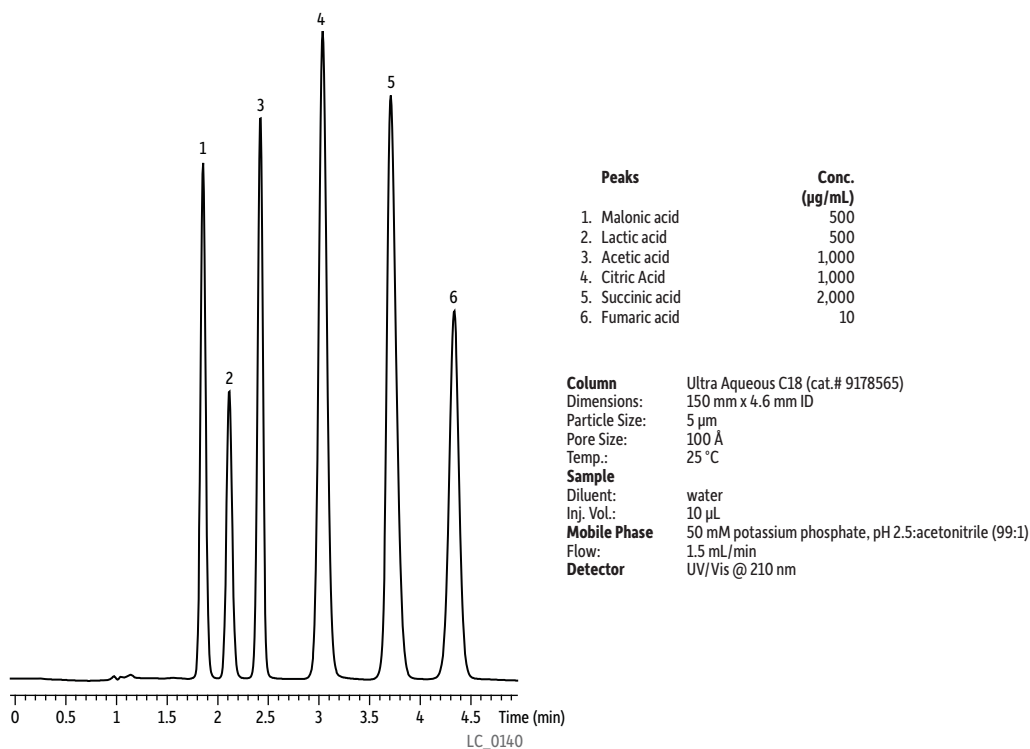
### Phenethyl Glucosinolate on Ultra Aqueous C18



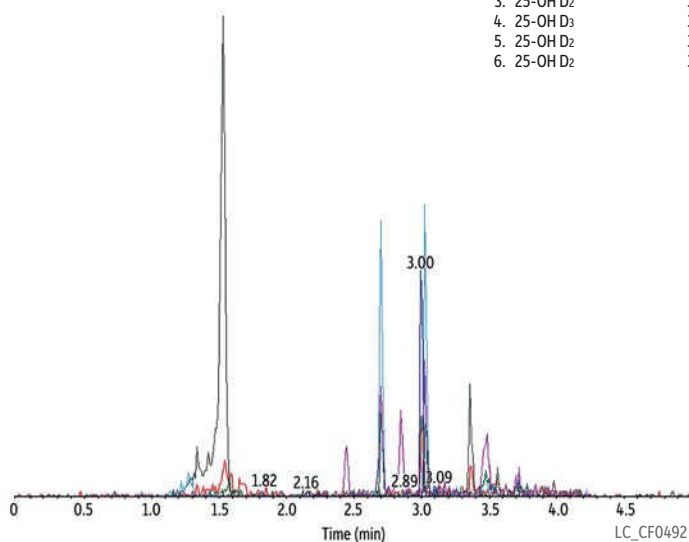
### Organic Acids on Ultra Aqueous C18



### Carboxylic Acids on Ultra Aqueous C18



Vitamin D on Ultra Aqueous C18



Peaks	tr (min)	Q1	Q3	Declustering potential (V)
1. d6-25-OH D <sub>3</sub> (IS)	3.00	389.3	211.2	68
2. 25-OH D <sub>3</sub>	3.00	383.3	211.2	68
3. 25-OH D <sub>2</sub>	3.04	395.3	229.2	55
4. 25-OH D <sub>3</sub>	3.00	383.3	229.2	68
5. 25-OH D <sub>2</sub>	3.04	395.3	269.2	55
6. 25-OH D <sub>2</sub>	3.04	395.3	119.0	55

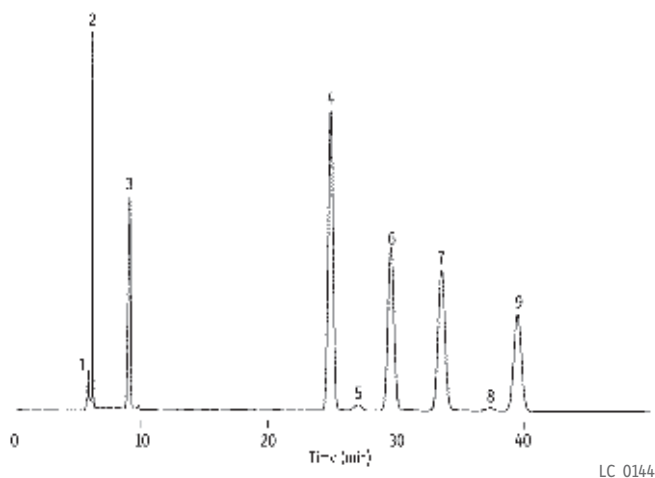
**Column** Ultra Aqueous C18 (cat.# 9178352)  
**Dimensions:** 50 mm x 2.1 mm ID  
**Particle Size:** 3 µm  
**Pore Size:** 100 Å  
**Temp.:** 40 °C  
**Sample** extracted serum sample  
**Inj. Vol.:** 20 µL  
**Mobile Phase**  
 A: 0.1% formic acid in water  
 B: 0.1% formic acid in methanol

Time (min)	%B
0	50
2.5	100
3.5	100
3.6	50
5.0	50

**Flow:** 0.7 mL/min  
**Detector** Applied Biosystems 3200 QTRAP™ LC-MS/MS system  
**Ion Source:** TurbolonSpray®  
**Ion Source:** APCI  
**Ion Mode:** APCI+  
**Mode:** MRM  
**Dwell Time:** 100 ms  
**Instrument** Shimadzu UFLCXR



Vitamins (Fat Soluble) on Ultra C18



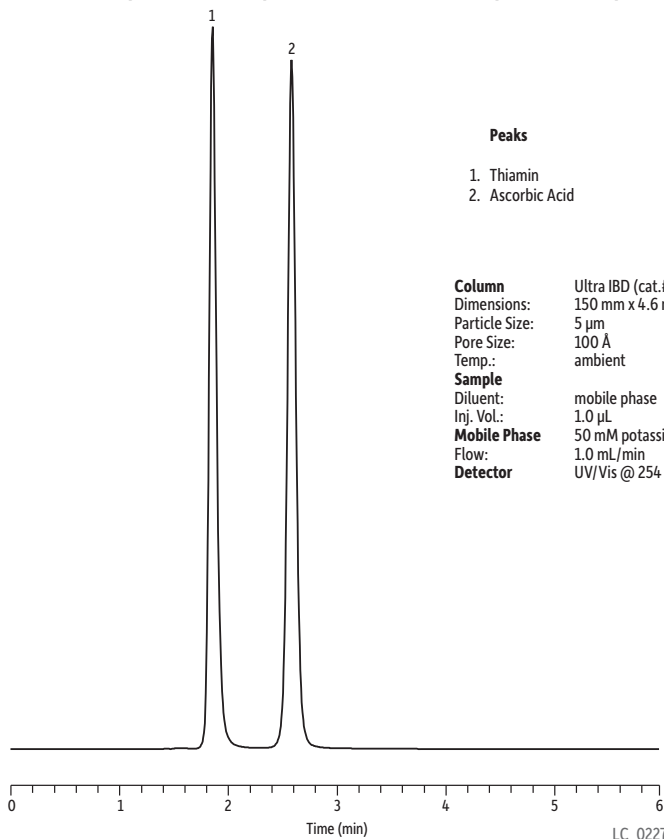
Peaks	Conc. (mg/mL)
1. solvent front	n/a
2. Menadione (Vitamin K3)	0.45
3. All-trans-Retinol (Vitamin A)	0.34
4. Vitamin D3	0.4
5. unknown	n/a
6. α-Tocopherol (Vitamin E)	2.4
7. α-Tocopherol Acetate (Vitamin E Acetate)	2.4
8. unknown	n/a
9. Phylloquinone (Vitamin K1)	0.84

**Column** Ultra C18 (cat.# 9174575)  
**Dimensions:** 250 mm x 4.6 mm ID  
**Particle Size:** 5 µm  
**Pore Size:** 100 Å  
**Temp.:** 30 °C  
**Sample** diethyl ether  
**Diluent:** diethyl ether  
**Mobile Phase**  
 A: acetonitrile:methanol (90:10, v/v)

Time (min)	Flow (mL/min)
1.00	1.00
5.00	1.00
5.01	2.00
50.0	2.00

**Detector** UV/Vis @ 280 nm

Vitamins Thiamin (Vitamin B1) and Ascorbic Acid (Vitamin C) on Ultra IBD

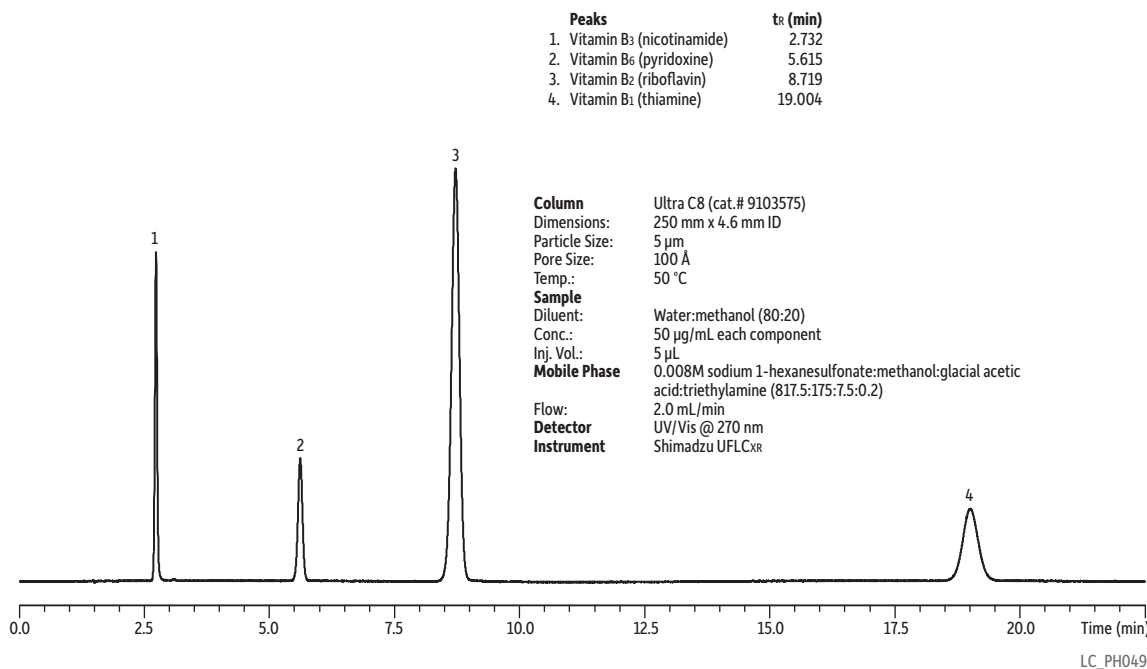


Peaks	Conc. (mg/mL)
1. Thiamin	2.5
2. Ascorbic Acid	2.5

**Column** Ultra IBD (cat.# 9175565)  
**Dimensions:** 150 mm x 4.6 mm ID  
**Particle Size:** 5 µm  
**Pore Size:** 100 Å  
**Temp.:** ambient  
**Sample**  
**Diluent:** mobile phase  
**Inj. Vol.:** 1.0 µL  
**Mobile Phase** 50 mM potassium phosphate, pH 2.5  
**Flow:** 1.0 mL/min  
**Detector** UV/Vis @ 254 nm



Vitamins B1, B2, B3, and B6 on Ultra C8

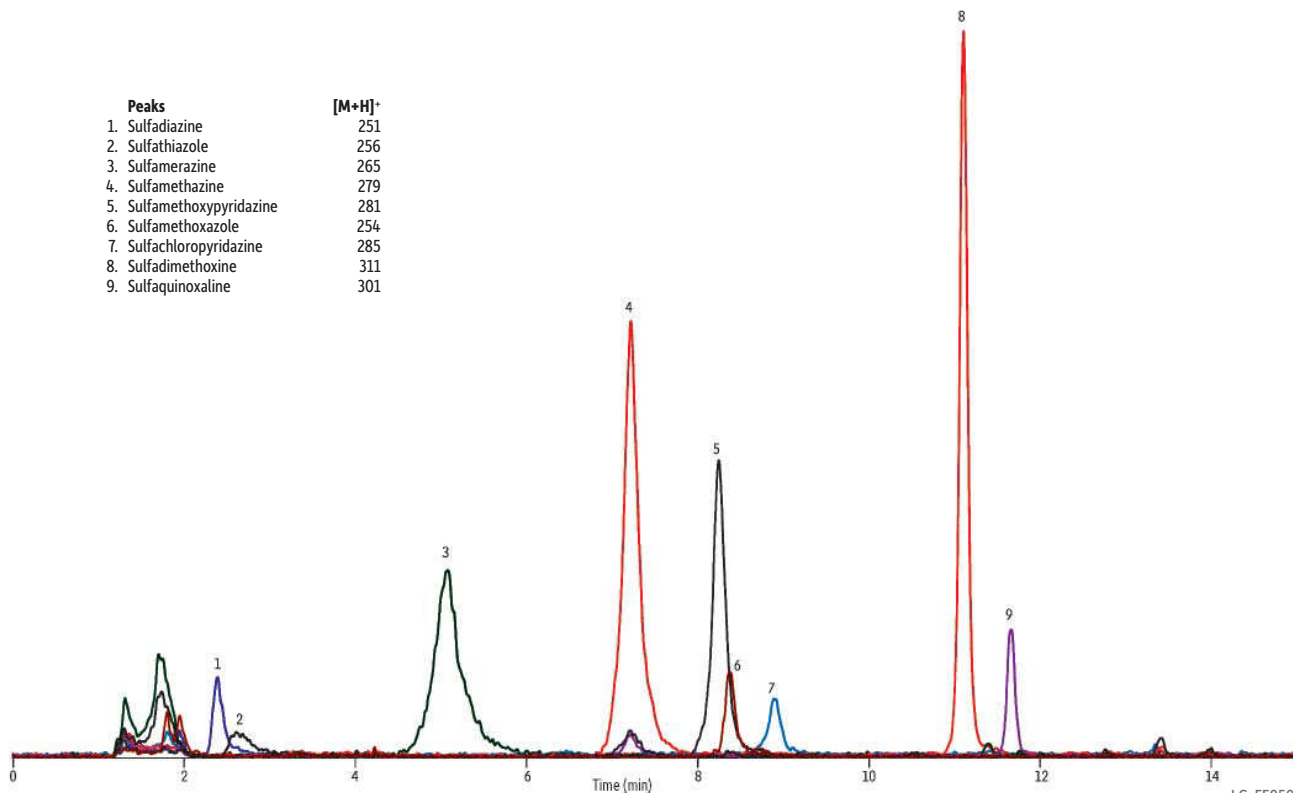


Peaks	tr (min)
1. Vitamin B3 (nicotinamide)	2.732
2. Vitamin B6 (pyridoxine)	5.615
3. Vitamin B2 (riboflavin)	8.719
4. Vitamin B1 (thiamine)	19.004

**Column** Ultra C8 (cat.# 9103575)  
**Dimensions:** 250 mm x 4.6 mm ID  
**Particle Size:** 5 µm  
**Pore Size:** 100 Å  
**Temp.:** 50 °C  
**Sample**  
**Diluent:** Water:methanol (80:20)  
**Conc.:** 50 µg/mL each component  
**Inj. Vol.:** 5 µL  
**Mobile Phase** 0.008M sodium 1-hexanesulfonate:methanol:glacial acetic acid:triethylamine (817.5:175:7.5:0.2)  
**Flow:** 2.0 mL/min  
**Detector** UV/Vis @ 270 nm  
**Instrument** Shimadzu UFLCXR

Sulfonamides in Milk on Pinnacle® DB Biphenyl

Peaks	[M+H] <sup>+</sup>
1. Sulfadiazine	251
2. Sulfathiazole	256
3. Sulfamerazine	265
4. Sulfamethazine	279
5. Sulfamethoxypyridazine	281
6. Sulfamethoxazole	254
7. Sulfachloropyridazine	285
8. Sulfadimethoxine	311
9. Sulfaquinoxaline	301



LC\_FF0502



**Column** Pinnacle® DB Biphenyl (cat.# 9409312)  
**Dimensions:** 100 mm x 2.1 mm ID  
**Particle Size:** 3 µm  
**Pore Size:** 140 Å  
**Temp.:** ambient  
**Sample** milk spiked with 200 ppb sulfonamides (see notes)  
**Diluent:** 0.2% formic acid  
**Conc.:** 4 µg/mL  
**Inj. Vol.:** 10 µL  
**Mobile Phase**  
**A:** 0.2% formic acid  
**B:** methanol:acetonitrile (80:20) with 0.2% formic acid

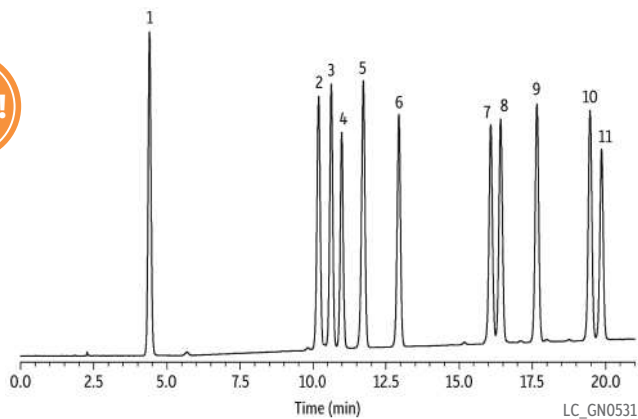
Time (min)	%B
0	15
20	100
30	100

**Flow:** 0.2 mL/min  
**Detector** LECO Unique® TOFMS  
**Run Length:** 20 min  
**Ionization Source Type:** ESI  
**Ion Mode:** positive  
**Mass Range:** 200-1,000 amu  
**Desolvation Gas (N<sub>2</sub>):** 4 L/min  
**Interface Temp.:** 120 °C  
**Nozzle Voltage:** 50 V  
**Capillary Voltage:** 3.8 kV  
**Instrument** LECO

**Notes**  
**SAMPLE:** milk spiked at 200 ppb with sulfonamides, extracted with Q-sep™ QuEChERS extraction tube, and cleaned up with Q-sep™ QuEChERS dSPE clean-up tube (cat.# 26216), then concentrated.

**FLOW:** 1 mL/min with preinjection split delivering 0.2 mL/min to column

Sulfur Antibiotics on Ultra Biphenyl



Peaks	tr (min)
1. Sulfanilamide	4.40
2. Sulfadiazine	10.18
3. Sulfapyridine	10.63
4. Sulfathiazole	10.99
5. Sulfamerazine	11.72
6. Sulfamethazine	12.94
7. Sulfachlorpyridazine	16.08
8. Sulfadoxine	16.42
9. Sulfisoxazole	17.65
10. Sulfadimethoxine	19.47
11. Sulfaquinoxaline	19.86

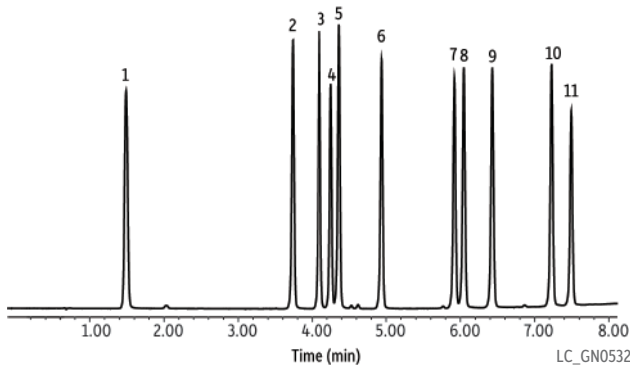
**Column** Ultra Biphenyl (cat.# 9109565)  
**Dimensions:** 150 mm x 4.6 mm ID  
**Particle Size:** 5 µm  
**Pore Size:** 100 Å  
**Temp.:** 25 °C  
**Sample**  
**Diluent:** 0.1% formic acid in water  
**Conc.:** 50 µg/mL  
**Inj. Vol.:** 10 µL  
**Mobile Phase**  
**A:** 0.1% formic acid in water  
**B:** 0.1% formic acid in acetonitrile

Time (min)	%A	%B
0	90	10
3.0	90	10
20.0	60	40
21.0	60	40

**Flow:** 1.0 mL/min  
**Detector** UV/Vis @ 265  
**Instrument** Shimadzu UFLCXR



Sulfur Antibiotics by UHPLC on Pinnacle® DB Biphenyl



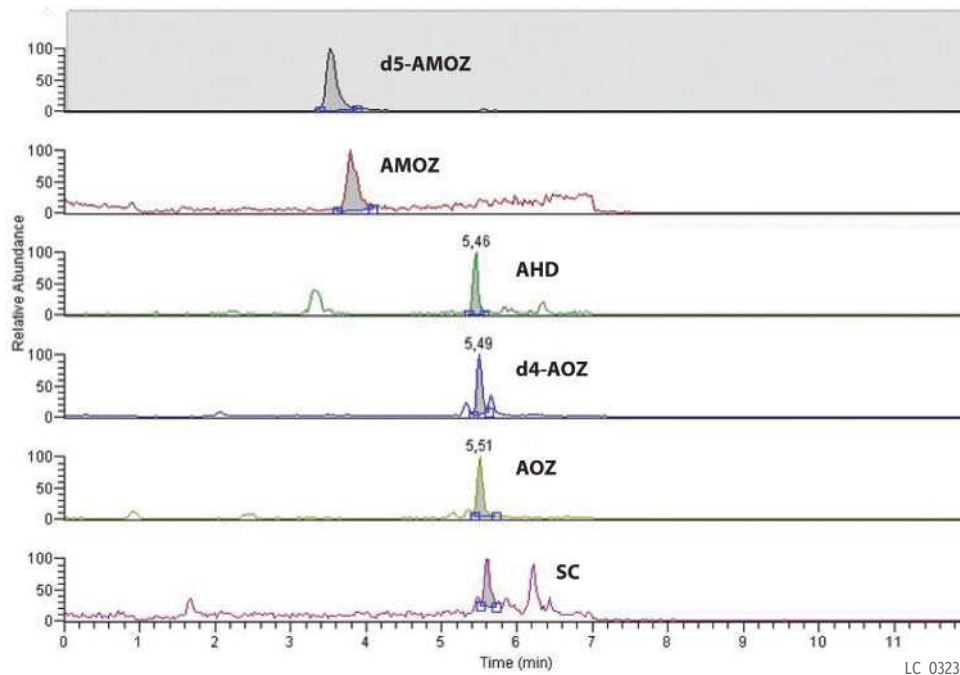
Peaks	tr (min)
1. Sulfanilamide	1.55
2. Sulfadiazine	3.74
3. Sulfapyridine	4.09
4. Sulfathiazole	4.24
5. Sulfamerazine	4.35
6. Sulfamethazine	4.91
7. Sulfachlorpyridazine	5.87
8. Sulfadoxine	5.99
9. Sulfisoxazole	6.37
10. Sulfadimethoxine	7.14
11. Sulfaquinoxaline	7.40

**Column** Pinnacle® DB Biphenyl (cat.# 9409212)  
**Dimensions:** 100 mm x 2.1 mm ID  
**Particle Size:** 1.9 µm  
**Pore Size:** 140 Å  
**Temp.:** 25 °C  
**Sample**  
**Diluent:** 0.1% formic acid in water  
**Conc.:** 50 µg/mL  
**Inj. Vol.:** 2 µL  
**Mobile Phase**  
**A:** 0.1% formic acid in water  
**B:** 0.1% formic acid in acetonitrile

Time (min)	%A	%B
0	95	5
8	60	40

**Flow:** 0.4 mL/min  
**Detector** UV/Vis @ 265 nm  
**Instrument** Shimadzu UFLCXR

Nitrofuran Metabolites by LC-MS/MS on Ultra C18 Column



LC\_0323

**Column** Ultra C18 (cat.# 9174312)  
**Dimensions:** 100 mm x 2.1 mm ID  
**Particle Size:** 3 µm  
**Pore Size:** 100 Å  
**Temp.:** 30 °C

**Sample Conc.:** 0.3 ppb each analyte

**Mobile Phase**

**A:** 0.05% formic acid in methanol  
**B:** 0.05% formic acid – 5 mM NH<sub>4</sub> formate in water

Time (min)	%B
0	90
2.5	90
5	10
10	10
12	90
15	90

**Flow:** 0.2 mL/min  
**Detector** MS/MS triple quadrupole (Thermo Scientific Discovery)  
**Ion Source:** Electrospray  
**Ion Mode:** ESI+

**Notes**

**Analyzer Parameters:**  
 Only segment: 15 min  
 Data type: centroid  
 Scan mode: SRM product  
 Scan width (m/z): 0.7  
 Scan time (s): 0.25  
 Peak width: Q1: within 0.7; Q2: 0.7  
 Collision gas pressure (mTorr): 1.5 (argon)  
 Divert valve: active, with 3 positions  
 Positions: 1° 2 min, 2° 8 min, 3° 5 min

Peaks	tr (min)	Prec. Ion	Prod. Ion	Collision E (V)	Tube Lens
1. d5-AMOZ	3.7	—	—	—	—
2. AMOZ	3.8	335	291	10	100
3. AHD	5.46	249	134	12	110
4. d4-AOZ	5.49	—	—	—	—
5. AOZ	5.51	236	134	12	120
6. SC	5.6	209	166	12	80

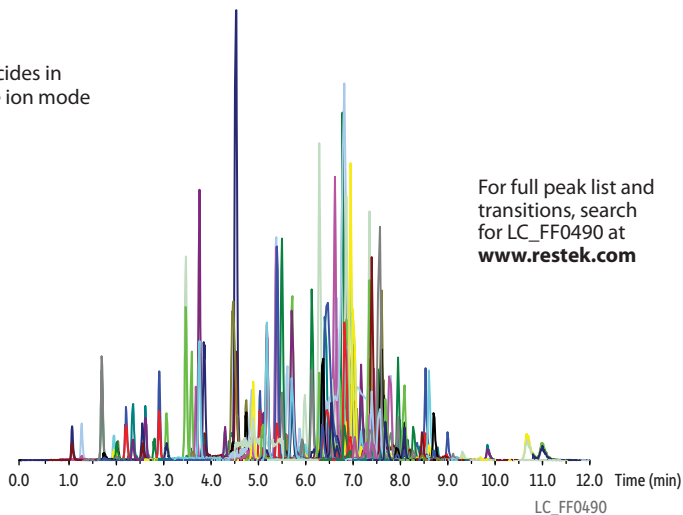
AMOZ = 3-amino-5-morpholinomethyl-2-oxazolidinone; AHD = 1-aminohydantoin hydrochloride;  
 AOZ = 3-amino-2-oxazolidinone; SC = semicarbazide





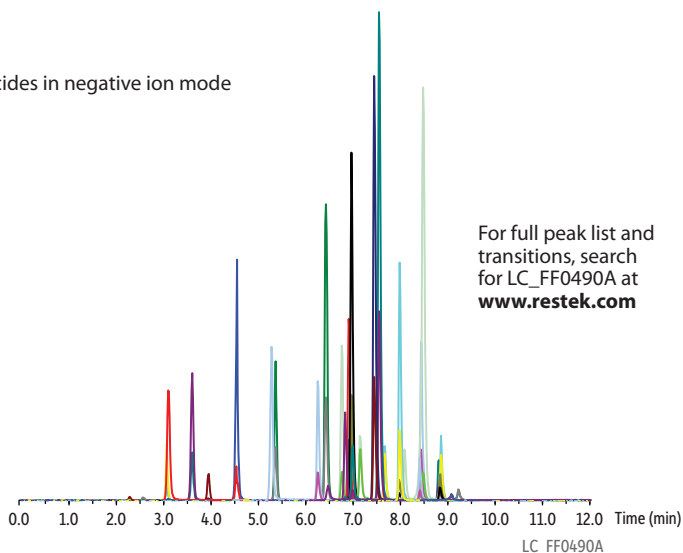
Pesticides on Ultra Aqueous C18 (LC-MS/MS)

A: Pesticides in positive ion mode



For full peak list and transitions, search for LC\_FF0490 at [www.restek.com](http://www.restek.com)

B: Pesticides in negative ion mode



For full peak list and transitions, search for LC\_FF0490A at [www.restek.com](http://www.restek.com)

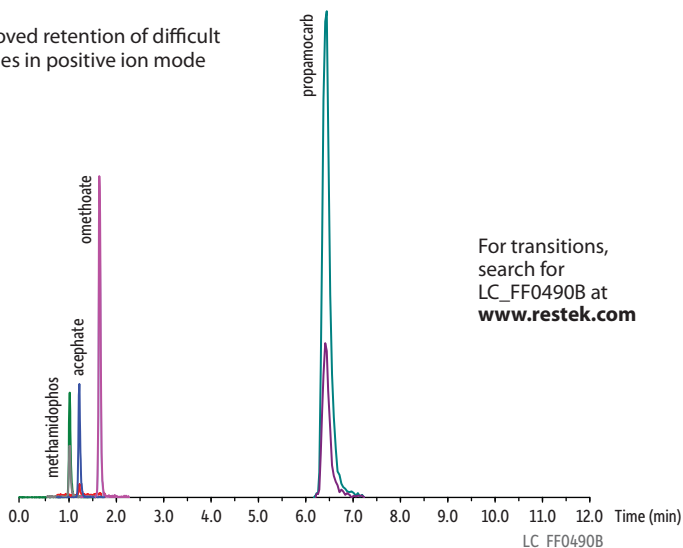
**Column** Ultra Aqueous C18 (cat.# 9178312)  
**Dimensions:** 100 mm x 2.1 mm ID  
**Particle Size:** 3 µm  
**Pore Size:** 100 Å  
**Temp.:** 35 °C  
**Sample** multicomponent pesticide standard  
**Diluent:** water  
**Conc.:** 1 ppb each pesticide  
**Inj. Vol.:** 10 µL

**Mobile Phase**  
**A:** 10 mM NH<sub>4</sub>OAc in water  
**B:** 10 mM NH<sub>4</sub>OAc in methanol

Time (min)	%B
0	20
8.0	90
12.0	100
14.8	100
14.9	20

**Flow:** 0.5 mL/min  
**Detector** Applied Biosystems/MDS Sciex LC-MS/MS  
**Model #:** 4000 QTRAP®  
**Ion Source:** TurbolonSpray®  
**Ion Mode:** A & C: ESI+  
**B:** ESI-  
**Ion Spray Voltage:** 5 kV (ESI+), -4.2kV (ESI-)  
**Gas 1:** 50 psi (344.7 kPa)  
**Gas 2:** 60 psi (413.7 kPa)  
**Source Temp.:** 600 °C  
**Instrument** Shimadzu UFLCxx

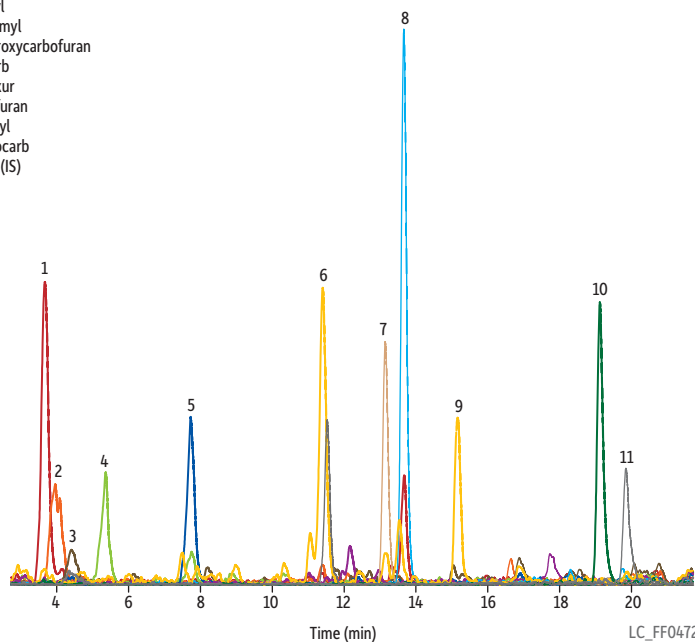
C: Improved retention of difficult pesticides in positive ion mode



For transitions, search for LC\_FF0490B at [www.restek.com](http://www.restek.com)

## Carbamates in Orange Oil on Ultra Carbamate

- Peaks**
1. Aldicarb sulfone
  2. Aldicarb sulfoxide
  3. Oxamyl
  4. Methomyl
  5. 3-Hydroxycarbofuran
  6. Aldicarb
  7. Propoxur
  8. Carbofuran
  9. Carbaryl
  10. Methiocarb
  11. BDMC (IS)



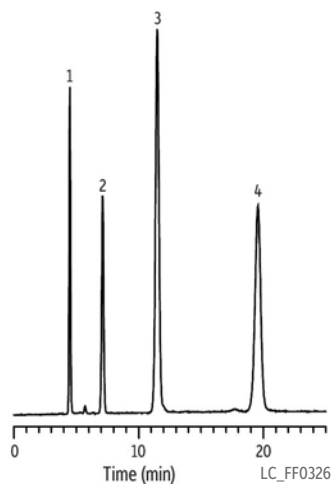
**Column** Ultra Carbamate (cat.# 9177352)  
**Dimensions:** 50 mm x 2.1 mm ID  
**Particle Size:** 3 µm  
**Pore Size:** 100 Å  
**Temp.:** ambient  
**Sample** 531.1 Carbamate Pesticide Calibration Mixture (cat.# 32273)  
 4-bromo-3,5-dimethylphenyl-N-methylcarbamate (BDMC) (cat.# 32274)  
**Diluent:** methanol  
**Conc.:** 10 ppm spiked into unprocessed orange oil  
**Inj. Vol.:** 3 µL  
**Mobile Phase**  
 A: 2 mM ammonium acetate:methanol, 90:10  
 B: 2 mM ammonium acetate:methanol, 10:90

Time (min)	%B
0	20
20	100
25	100

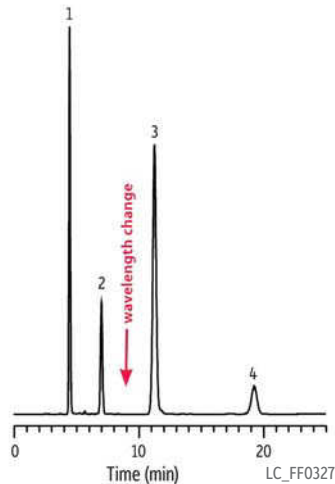
**Flow:** 0.2 mL/min  
**Detector** LECO Unique® TOFMS  
**Ionization Source**  
 Type: high flow ESI  
 Ion Mode: positive  
 Nebulizing Pressure: 100 kPa  
 Desolvation Gas (N<sub>2</sub>): 4 L/min  
 Interface Temp.: 120 °C  
 Nozzle Voltage: 62 V  
 Capillary Voltage: 2.75 kV

## Sudan Dyes on Ultra Aqueous C18

Photodiode Array Detector



Fixed Dual Wavelength Detector

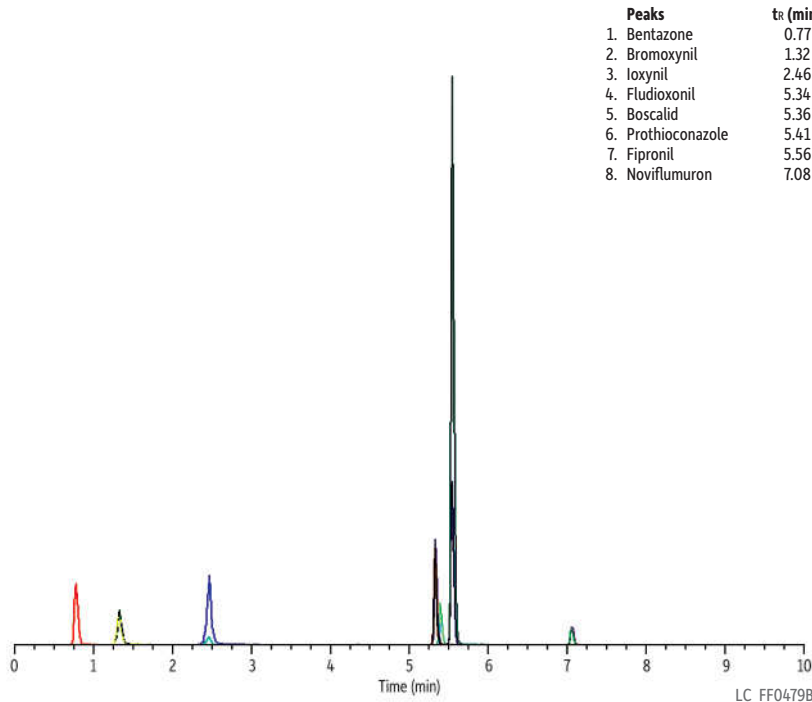


**Monitor Sudan I, II, III, and IV in a single, isocratic analysis!**

- Peaks**
1. Sudan I
  2. Sudan II
  3. Sudan III
  4. Sudan IV

**Column** Ultra Aqueous C18 (cat.# 9178565)  
**Dimensions:** 150 mm x 4.6 mm ID  
**Particle Size:** 5 µm  
**Pore Size:** 100 Å  
**Temp.:** ambient  
**Sample** mixture of Sudan I, Sudan II, Sudan III, Sudan IV  
**Diluent:** methanol  
**Conc.:** 20 µg/mL each  
**Inj. Vol.:** 20 µL  
**Mobile Phase** water:methanol (3:97)  
**Flow:** 1.0 mL/min  
**Detector** UV/Vis  
**Notes** Detector: 476/493/512/357 nm (photodiode array), 488/520 nm (fixed dual wavelength)

Pesticides on Pinnacle® DB Aqueous C18 (LC-MS/MS, ESI-)



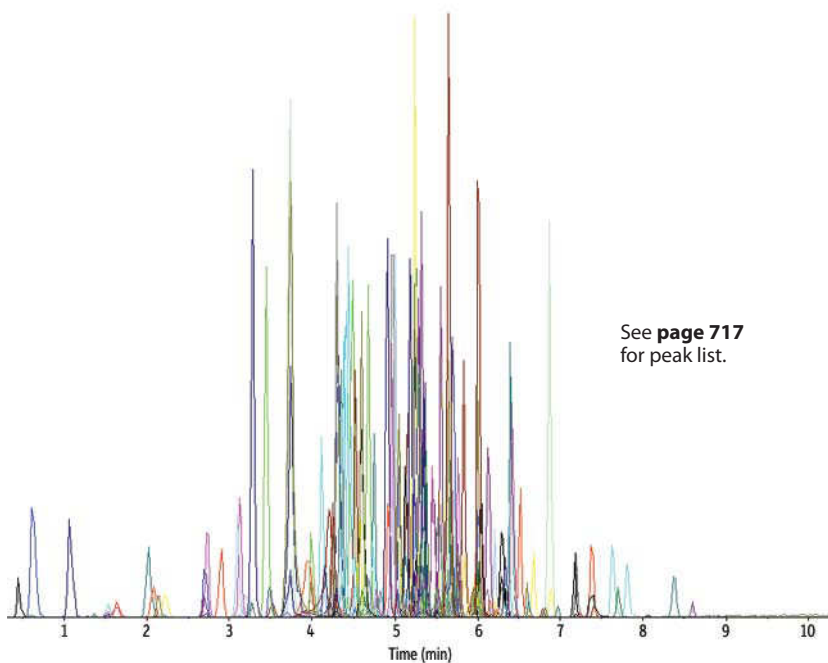
Peaks	t <sub>r</sub> (min)	Polarity	Mol. Wt.	Transition 1
1. Bentazone	0.77	negative	240.28	239.0→131.8
2. Bromoxynil	1.32	negative	276.91	275.9→80.8
3. Ioxynil	2.46	negative	370.92	369.8→126.7
4. Fludioxonil	5.34	negative	248.19	247.0→179.9
5. Boscalid	5.36	negative	343.21	343.0→307.0
6. Prothioconazole	5.41	negative	344.26	341.9→305.8
7. Fipronil	5.56	negative	437.15	434.9→329.8
8. Noviflumuron	7.08	negative	529.1	527.1→343.8

**Column** Pinnacle® DB Aqueous C18 (cat.# 9418252)  
**Dimensions:** 50 mm x 2.1 mm ID  
**Particle Size:** 1.9 µm  
**Pore Size:** 140 Å  
**Temp.:** 35 °C  
**Sample** multicomponent pesticide standard  
**Diluent:** water  
**Conc.:** 33.3 ppb each pesticide  
**Inj. Vol.:** 5 µL  
**Mobile Phase**  
**A:** 10 mM NH<sub>4</sub>OAc in water  
**B:** 10 mM NH<sub>4</sub>OAc in methanol

Time (min)	%B
0	10
1	10
8	90
10	90
11	10

**Flow:** 0.60 mL/min  
**Max Pressure:** ~517 bar  
**Detector** Applied Biosystems/MDS Sciex LC-MS/MS  
**Model #:** 4000 QTRAP® LC-MS/MS system  
**Ion Source:** TurbolonSpray®  
**Ion Mode:** ESI-  
**Ion Spray Voltage:** -4.2 kV  
**Gas 1:** 40 psi (275.8 kPa)  
**Gas 2:** 60 psi (413.7 kPa)  
**Source Temp.:** 500 °C  
**Instrument** Shimadzu UFLCxR

Pesticides on Pinnacle® DB Aqueous C18 (LC-MS/MS, ESI+)



See [page 717](#)  
for peak list.

**Column** Pinnacle® DB Aqueous C18 (cat.# 9418252)  
**Dimensions:** 50 mm x 2.1 mm ID  
**Particle Size:** 1.9 µm  
**Pore Size:** 140 Å  
**Temp.:** 35 °C  
**Sample** multicomponent pesticide standard  
**Diluent:** water  
**Conc.:** 33.3 ppb each pesticide  
**Inj. Vol.:** 5 µL  
**Mobile Phase**  
**A:** 10 mM NH<sub>4</sub>OAc in water  
**B:** 10 mM NH<sub>4</sub>OAc in methanol

Time (min)	%B
0	10
1	10
8	90
10	90
11	10

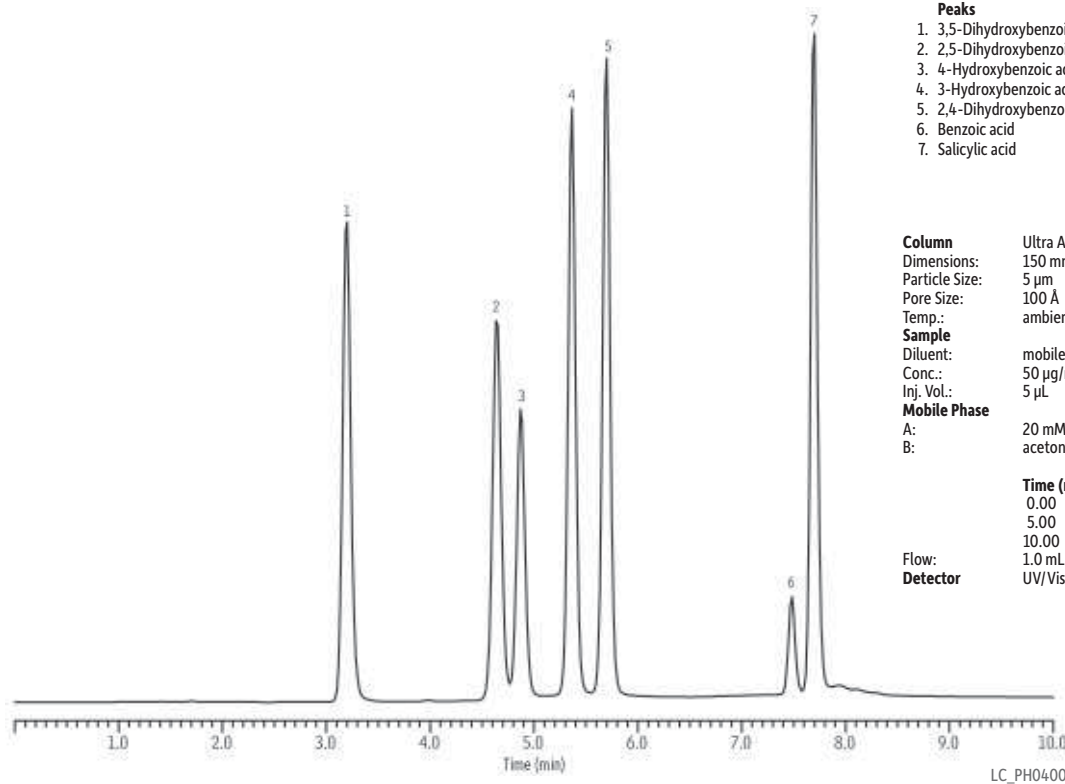
**Flow:** 0.60 mL/min  
**Max Pressure:** ~517 bar  
**Detector** Applied Biosystems/MDS Sciex LC-MS/MS  
**Model #:** 4000 QTRAP® LC-MS/MS system  
**Ion Source:** TurbolonSpray®  
**Ion Spray Voltage:** 5 kV  
**Gas 1:** 40 psi (275.8 kPa)  
**Gas 2:** 60 psi (413.7 kPa)  
**Source Temp.:** 500 °C  
**Instrument** Shimadzu UFLCxR

## Transitions for Pesticides on Pinnacle® DB Aqueous C18 (LC-MS/MS, ESI+), previous page

Peaks	t <sub>R</sub> (min)	Polarity	Mol. Wt.	Transition 1	Peaks	t <sub>R</sub> (min)	Polarity	Mol. Wt.	Transition 1
1. Methamidophos	0.45	positive	141.13	142.0→94.0	63. Mexacarbate	5.34	positive	222.28	223.2→166.2
2. Acephate	0.62	positive	183.17	184.0→142.8	64. Fludioxonil	5.34	negative	248.19	247.0→179.9
3. Bentazone	0.77	negative	240.28	239.0→131.8	65. Boscalid	5.36	negative	343.21	343.0→307.0
4. Omethoate	1.07	positive	213.14	214.0→124.9	66. Azoxystrobin	5.36	positive	403.3	404.1→372.1
5. Bromoxynil	1.32	negative	276.91	275.9→80.8	67. Methoxyfenozide	5.38	positive	368.47	369.0→149.0
6. Butoxycarboxin	1.64	positive	222.27	223.1→86.1	68. Cyproconazole	5.39	positive	291.78	292.2→70.2
7. Aldicarb sulfoxide	2.03	positive	206.26	207.1→132.1	69. Prothioconazole	5.41	negative	344.26	341.9→305.8
8. Methomyl	2.08	positive	162.21	163.1→88.1	70. Flufenacet	5.46	positive	363.34	364.0→152.0
9. Ioxynil	2.46	negative	370.92	369.8→126.7	71. Butafenacil	5.47	positive	474.82	492.2→331.1
10. Thiamethoxam	2.7	positive	291.7	292.0→211.0	72. Myclobutanil	5.51	positive	288.78	289.0→70.0
11. Monocrotophos	2.73	positive	223.17	224.1→127.0	73. Dimethomorph	5.52,5.54	positive	387.86	388.0→301.0
12. Dimethoate	2.9	positive	229.26	230.1→199.0	74. Bromuconazole 47	5.54	positive	377.06	378.0→159.0
13. Fenuron	3.1	positive	164.21	165.1→72.1	75. Prometryn	5.55	positive	241.36	242.2→158.1
14. Dioxacarb	3.12	positive	223.23	224.0→123.0	76. Fipronil	5.56	negative	437.15	434.9→329.8
15. Dicrotophos	3.28	positive	237.19	238.0→112.0	77. Triticonazole	5.58	positive	317.81	318.0→70.0
16. Vamidothion	3.45	positive	287.34	288.0→146.0	78. Tetraconazole	5.6	positive	372.12	372.0→159.0
17. Carbenazim	3.73	positive	191.19	192.0→160.0	79. Uniconazole	5.62	positive	291.78	292.2→70.2
18. Aldicarb	3.73	positive	190.27	208.1→116.0	80. Fluoxastrobin	5.62	positive	458.83	459.2→427.2
19. Formetanate	3.74	positive	221.26	222.1→165.2	81. Cyazofamid	5.63	positive	324.78	325.0→108.0
20. Acetamiprid	3.95	positive	222.67	223.1→126.1	82. Terbutryn	5.65	positive	241.36	242.2→186.0
21. Carbetamide	3.99	positive	236.27	237.0→192.0	83. Tebufenozide	5.65	positive	352.47	353.1→133.1
22. Oxamyl	3.99	positive	219.26	237.1→72.2	84. Chloroxuron	5.67	positive	290.75	291.0→72.0
23. Aminocarb	4.11, 4.44	positive	208.26	209.2→137.1	85. Picoxystrobin	5.67	positive	367.25	368.0→145.0
24. Propoxur	4.15	positive	209.24	210.1→111.0	86. Carfentrazone ethyl	5.69	positive	412.17	412.0→346.0
25. Oxadixyl	4.21	positive	278.31	279.0→219.0	87. Diclobutrazol	5.71	positive	328.21	328.0→70.0
26. Bendiocarb	4.24	positive	223.23	224.1→109.1	88. Fenoxycarb	5.72	positive	301.34	302.0→88.1
27. Thiachloprid	4.25	positive	252.71	253.2→125.0	89. Diflubenzuron	5.72	positive	310.67	311.2→158.1
28. Thiophanate methyl	4.3	positive	342.4	343.0→151.0	90. Neburon	5.74	positive	275.18	275.0→88.0
29. Methabenzthiazuron	4.31	positive	221.28	222.0→165.1	91. Flusilazole	5.76	positive	315.4	316.0→247.0
30. Tricyclazole	4.35	positive	189.23	190.0→163.0	92. Epoxiconazole	5.76	positive	329.76	330.0→121.0
31. Pyracarbolid	4.38	positive	217.27	218.2→125.0	93. Fenbuconazole	5.76	positive	336.82	337.0→125.0
32. Propamocarb	4.41	positive	188.27	189.2→102.2	94. Bupirimate	5.77	positive	316.41	317.0→166.0
33. Carboxin	4.51	positive	235.3	236.0→143.0	95. Zoxamide	5.77	positive	336.54	336.2→187.1
34. Ethiofencarb	4.52	positive	225.31	226.1→106.9	96. Fenoxone	5.79	positive	394.42	395.0→213.0
35. Carbaryl	4.58	positive	201.22	202.1→145.1	97. Benalaxyl	5.83	positive	325.41	326.0→148.0
36. Thiabendazole	4.6	positive	201.25	202.0→175.0	98. Tebuconazole	5.84	positive	307.82	308.0→70.0
37. Carbanilide	4.6	positive	212.25	213.1→94.0	99. Penconazole	5.93	positive	284.19	284.0→159.0
38. Clethodim	4.61	positive	359.91	360.0→164.0	100. Cyprodinil	5.96	positive	225.29	226.0→93.0
39. Tebuthiuron	4.68	positive	228.32	229.2→172.4	101. Propiconazole	5.96	positive	342.22	342.0→159.0
40. Fluometuron	4.75	positive	232.21	233.1→72.0	102. Alanycarb	5.98	positive	399.52	400.1→238.2
41. Metobromuron	4.82	positive	259.1	259.0→170.2	103. Triflumuron	5.99	positive	358.68	359.1→156.1
42. Flutriafol	4.84	positive	301.3	302.0→123.0	104. Thiobencarb	6	positive	257.78	258.1→125.0
43. Chlortoluron	4.92	positive	212.68	213.1→72.2	105. Pyraclostrobin	6	positive	387.83	388.0→194.0
44. Simetryn	4.96	positive	213.31	214.0→124.0	106. Benzoximate	6.01	positive	363.8	364.0→199.0
45. Pirimicarb	4.97	positive	238.29	239.2→72.1	107. Pinoxaden	6.01	positive	400.52	401.3→317.2
46. Forchlorfenuron	5.04	positive	247.68	248.0→129.1	108. Clofentezine	6.11	positive	303.15	303.0→138.0
47. Siduron	5.09	positive	232.32	233.3→137.2	109. Trifloxystrobin	6.12	positive	408.38	409.2→186.0
48. Ethofumesate	5.11	positive	286.35	304.0→121.0	110. Prochloraz	6.21	positive	376.67	376.0→308.0
49. Cyfluron	5.13	positive	198.31	199.1→89.1	111. Difenconazole	6.29	positive	406.28	406.0→251.0
50. Diuron	5.13	positive	233.1	233.1→72.0	112. Benfuracarb	6.29	positive	410.53	411.2→195.1
51. Diethofencarb	5.15	positive	267.33	268.0→226.0	113. Triflumizole	6.38	positive	345.75	346.1→278.1
52. Furalaxyl	5.18	positive	301.34	302.2→95.0	114. Buprofezin	6.4	positive	305.44	306.0→201.0
53. Methiocarb	5.24	positive	225.31	226.1→169.2	115. Piperonyl butoxide	6.42	positive	338.45	356.2→177.2
54. Secbumeton	5.24	positive	225.29	226.2→169.9	116. Pyriproxyfen	6.52	positive	321.28	322.0→96.0
55. Terbumeton	5.25	positive	225.29	226.2→169.9	117. Propargite	6.68	positive	350.48	368.0→231.0
56. Prometon	5.26	positive	225.29	226.2→142.3	118. Etoxazole	6.87	positive	359.42	360.1→141.0
57. Paclobutrazol	5.26	positive	293.8	294.0→70.0	119. Amitraz	6.89	positive	293.41	294.2→163.3
58. Promecarb	5.27	positive	207.27	208.2→109.2	120. Noviflumuron	7.08	negative	529.1	527.1→343.8
59. Dimoxystrobin	5.27	positive	326.39	327.1→205.0	121. Pyridaben	7.18	positive	364.94	365.0→147.0
60. Ametryn	5.29	positive	227.33	228.2→186.2	122. Fenpyroximate	7.2	positive	421.5	422.0→366.0
61. Methoprotetryne	5.32	positive	271.39	272.2→240.2	123. Fenpropimorph	7.38	positive	303.49	304.0→147.0
62. Triadimefon	5.32	positive	293.75	294.0→197.0	124. Spiroxamine	7.63,7.81	positive	297.48	298.0→144.0
					125. Spinosyn A	8.37	positive	731.97	732.6→142.2



Hydroxybenzoic Acids on Ultra Aqueous C18



- Peaks**
1. 3,5-Dihydroxybenzoic acid
  2. 2,5-Dihydroxybenzoic acid
  3. 4-Hydroxybenzoic acid
  4. 3-Hydroxybenzoic acid
  5. 2,4-Dihydroxybenzoic acid
  6. Benzoic acid
  7. Salicylic acid

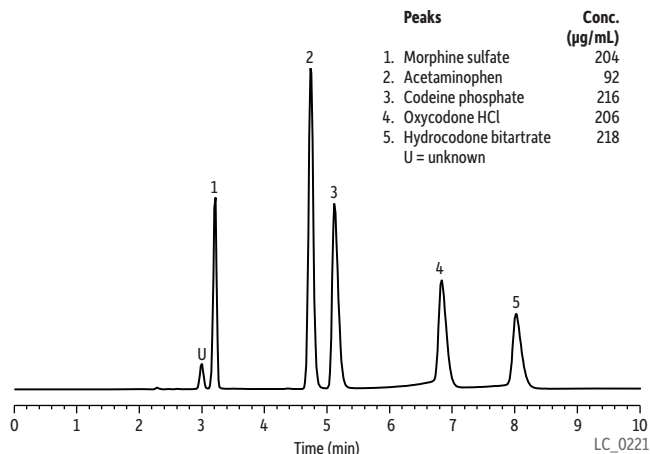
**Column** Ultra Aqueous C18 (cat.# 9178565)  
**Dimensions:** 150 mm x 4.6 mm ID  
**Particle Size:** 5 µm  
**Pore Size:** 100 Å  
**Temp.:** ambient  
**Sample**  
**Diluent:** mobile phase  
**Conc.:** 50 µg/mL each component  
**Inj. Vol.:** 5 µL  
**Mobile Phase**  
**A:** 20 mM potassium phosphate (pH 2.5)  
**B:** acetonitrile

Time (min)	%B
0.00	20
5.00	50
10.00	50

**Flow:** 1.0 mL/min  
**Detector** UV/Vis @ 210 nm

LC\_PH0400

Analgesic Acetaminophen and Narcotic Analgesics on Ultra C18

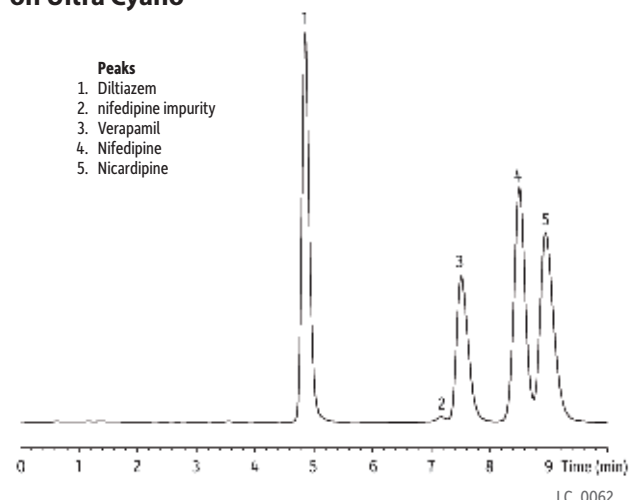


- | Peaks                     | Conc. (µg/mL) |
|---------------------------|---------------|
| 1. Morphine sulfate       | 204           |
| 2. Acetaminophen          | 92            |
| 3. Codeine phosphate      | 216           |
| 4. Oxycodone HCl          | 206           |
| 5. Hydrocodone bitartrate | 218           |
| U = unknown               |               |

**Column** Ultra C18 (cat.# 9174575)  
**Dimensions:** 250 mm x 4.6 mm ID  
**Particle Size:** 5 µm  
**Pore Size:** 100 Å  
**Temp.:** 35 °C  
**Sample** raw material mix  
**Diluent:** mobile phase  
**Inj. Vol.:** 4.0 µL  
**Mobile Phase** 10 mM potassium phosphate, pH 2.8:acetonitrile:methanol, (90:10, v/v) (85A:15B v/v)  
**Flow:** 1.0 mL/min  
**Detector** UV/Vis @ 235 nm

LC\_0221

Antiarrhythmic Calcium Channel Blockers on Ultra Cyano



- Peaks**
1. Diltiazem
  2. nifedipine impurity
  3. Verapamil
  4. Nifedipine
  5. Nicardipine

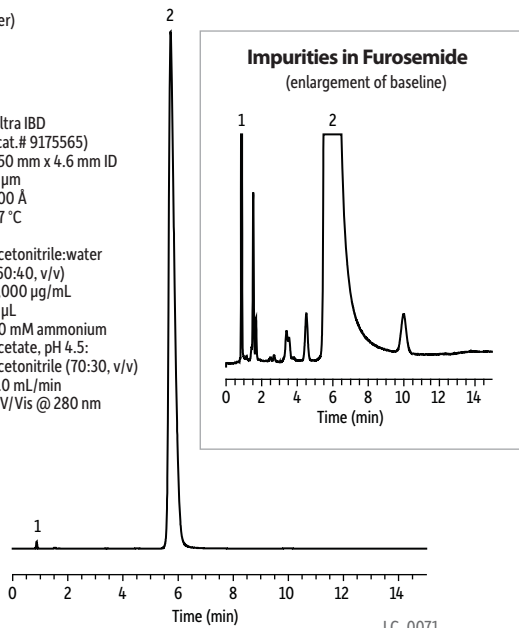
**Column** Ultra Cyano (cat.# 9106565)  
**Dimensions:** 150 mm x 4.6 mm ID  
**Particle Size:** 5 µm  
**Pore Size:** 100 Å  
**Temp.:** 30 °C  
**Sample**  
**Diluent:** acetonitrile:water (1:1)  
**Conc.:** 100 mg/mL  
**Inj. Vol.:** 5 µL  
**Mobile Phase** 20 mM potassium phosphate monobasic, pH 3.0:acetonitrile (70:30, v/v)  
**Flow:** 1.2 mL/min  
**Detector** UV/Vis @ 235 nm

LC\_0062

### Antiarrhythmic Furosemide on Ultra IBD

- Peaks**  
1. uracil (marker)  
2. Furosemide

**Column** Ultra IBD (cat.# 9175565)  
**Dimensions:** 150 mm x 4.6 mm ID  
**Particle Size:** 5 µm  
**Pore Size:** 100 Å  
**Temp.:** 27 °C  
**Sample Diluent:** acetonitrile:water (60:40, v/v)  
**Conc.:** 1,000 µg/mL  
**Inj. Vol.:** 5 µL  
**Mobile Phase** 20 mM ammonium acetate, pH 4.5: acetonitrile (70:30, v/v)  
**Flow:** 2.0 mL/min  
**Detector** UV/Vis @ 280 nm

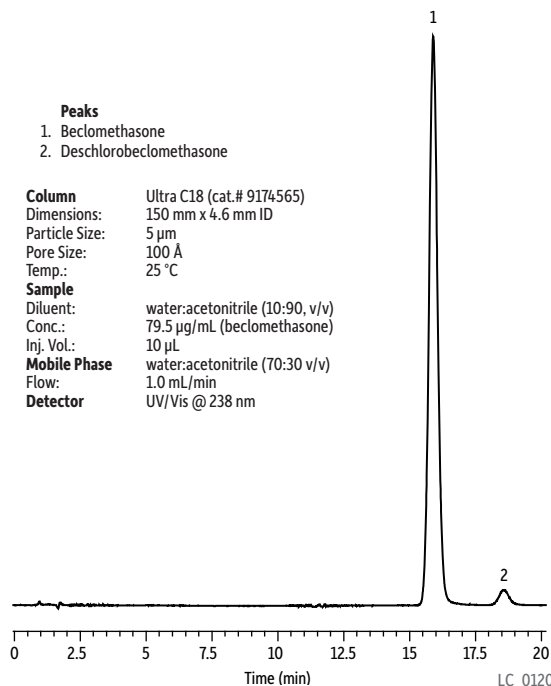


LC\_0071

### Antiasthmatic Beclomethasone on Ultra C18

- Peaks**  
1. Beclomethasone  
2. Deschlorobecclomethasone

**Column** Ultra C18 (cat.# 9174565)  
**Dimensions:** 150 mm x 4.6 mm ID  
**Particle Size:** 5 µm  
**Pore Size:** 100 Å  
**Temp.:** 25 °C  
**Sample Diluent:** water:acetonitrile (10:90, v/v)  
**Conc.:** 79.5 µg/mL (beclomethasone)  
**Inj. Vol.:** 10 µL  
**Mobile Phase** water:acetonitrile (70:30 v/v)  
**Flow:** 1.0 mL/min  
**Detector** UV/Vis @ 238 nm



LC\_0120

### Benzalkonium Chloride Compounds on Ultra IBD

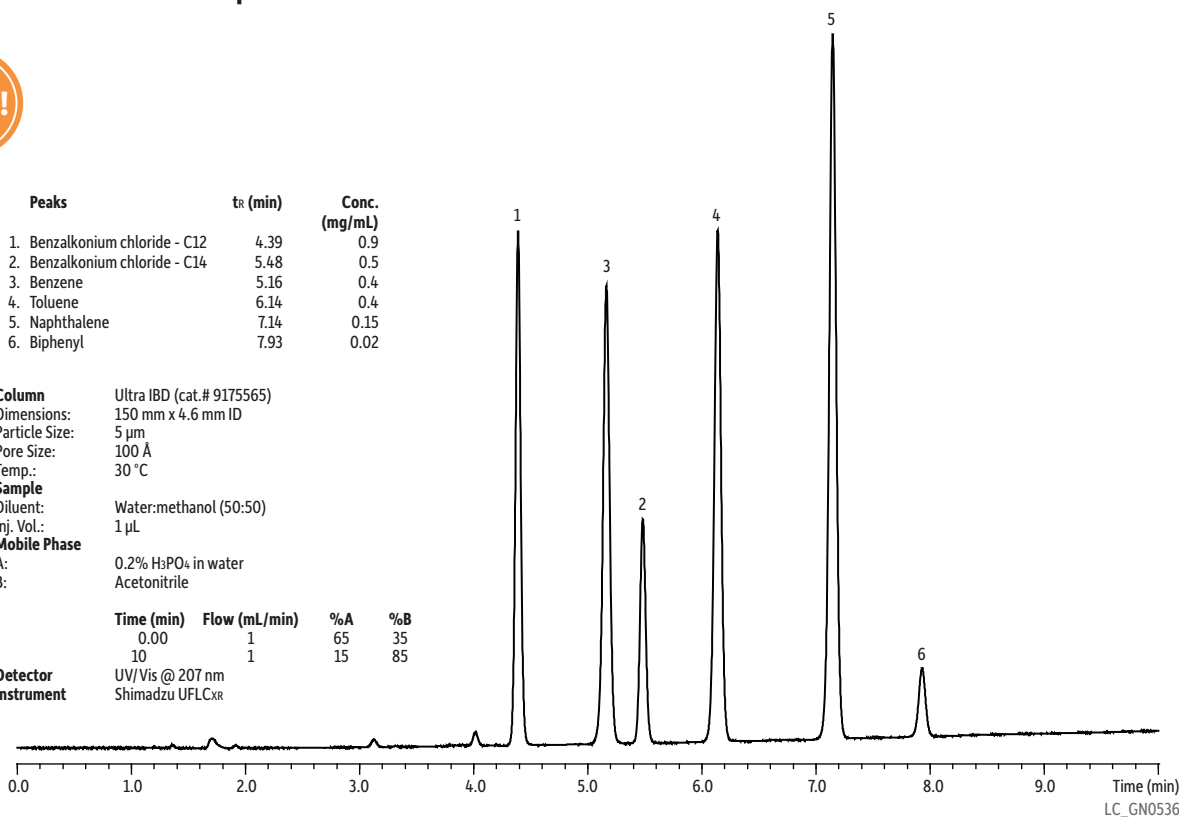


Peaks	tr (min)	Conc. (mg/mL)
1. Benzalkonium chloride - C12	4.39	0.9
2. Benzalkonium chloride - C14	5.48	0.5
3. Benzene	5.16	0.4
4. Toluene	6.14	0.4
5. Naphthalene	7.14	0.15
6. Biphenyl	7.93	0.02

**Column** Ultra IBD (cat.# 9175565)  
**Dimensions:** 150 mm x 4.6 mm ID  
**Particle Size:** 5 µm  
**Pore Size:** 100 Å  
**Temp.:** 30 °C  
**Sample Diluent:** Water:methanol (50:50)  
**Inj. Vol.:** 1 µL  
**Mobile Phase**  
A: 0.2% H<sub>3</sub>PO<sub>4</sub> in water  
B: Acetonitrile

Time (min)	Flow (mL/min)	%A	%B
0.00	1	65	35
10	1	15	85

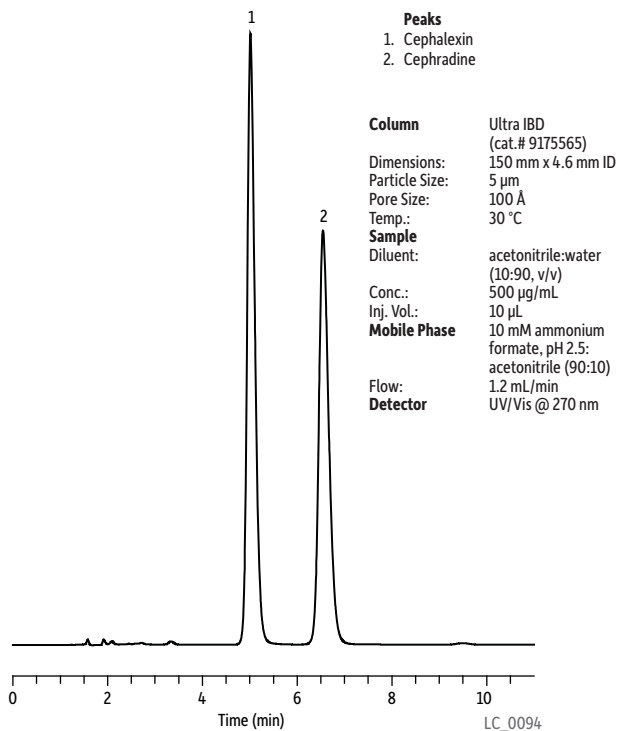
**Detector** UV/Vis @ 207 nm  
**Instrument** Shimadzu UFLCxr



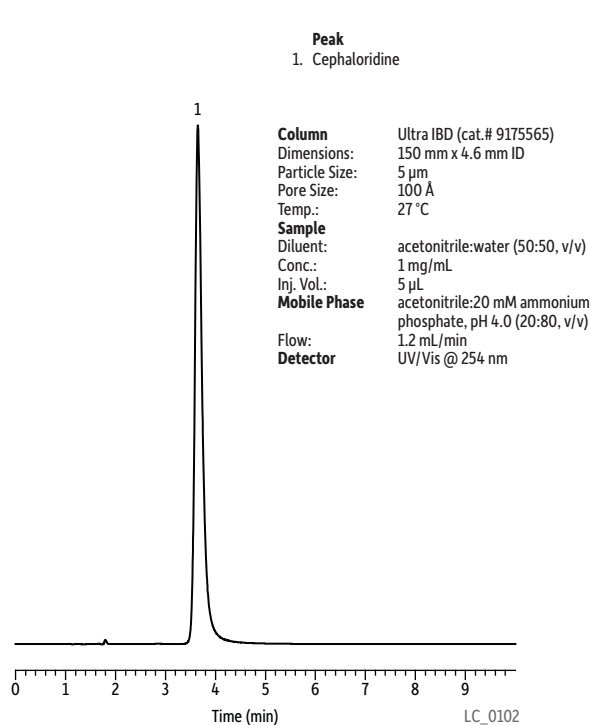
LC\_GN0536



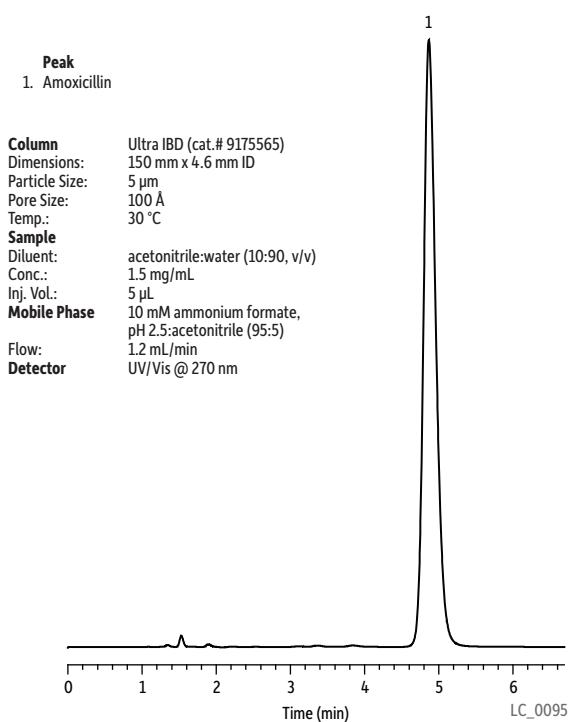
Antibiotic Cephalixin on Ultra IBD



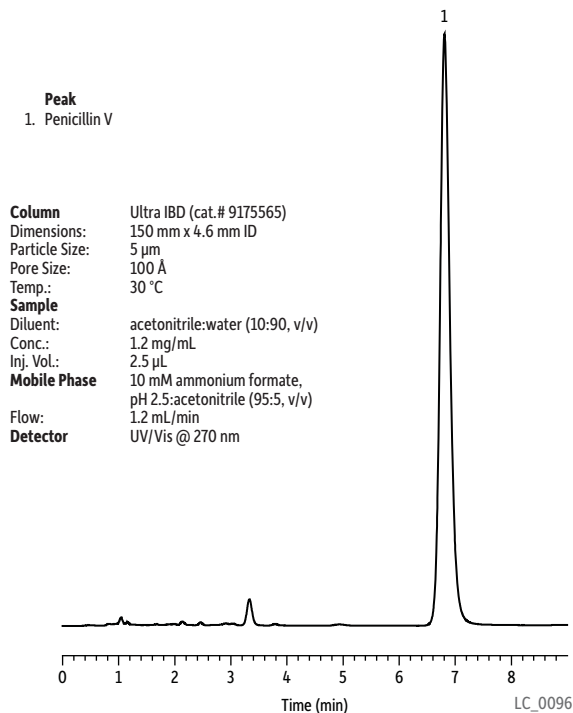
Antibiotic Cephaloridine on Ultra IBD (Reversed Phase)



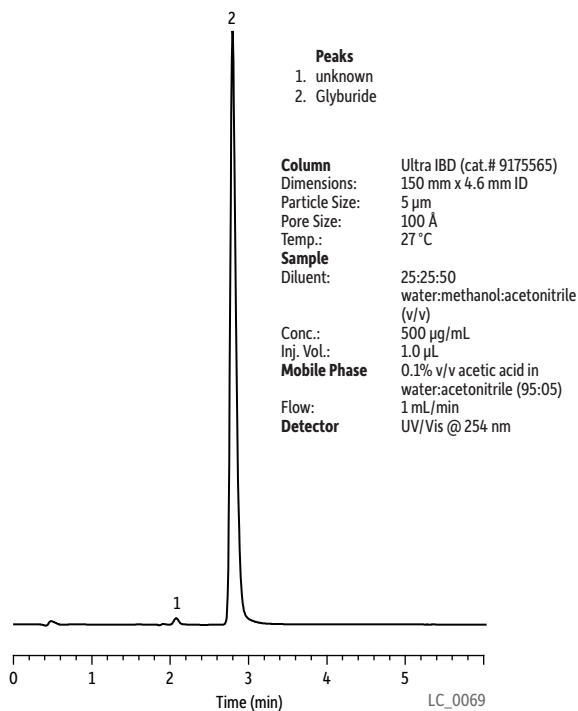
Antibiotic Amoxicillin on Ultra IBD



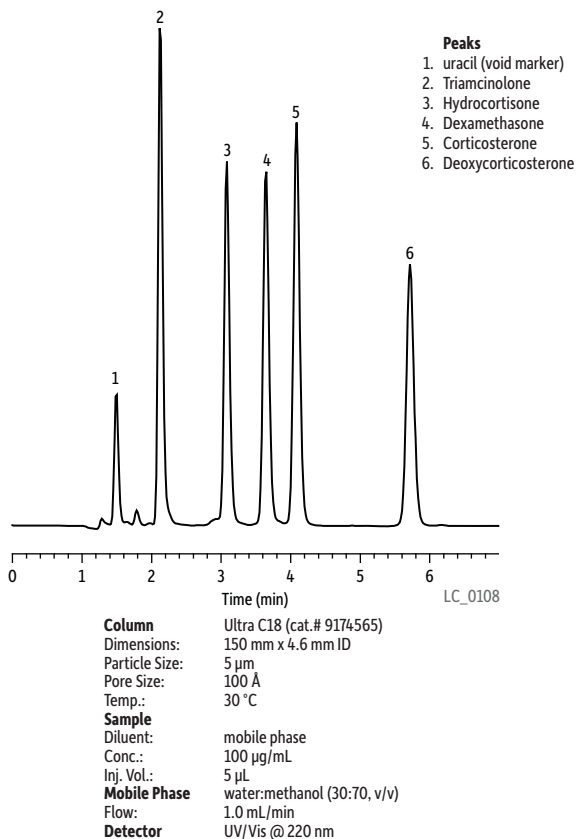
Antibiotic Penicillin V on Ultra IBD



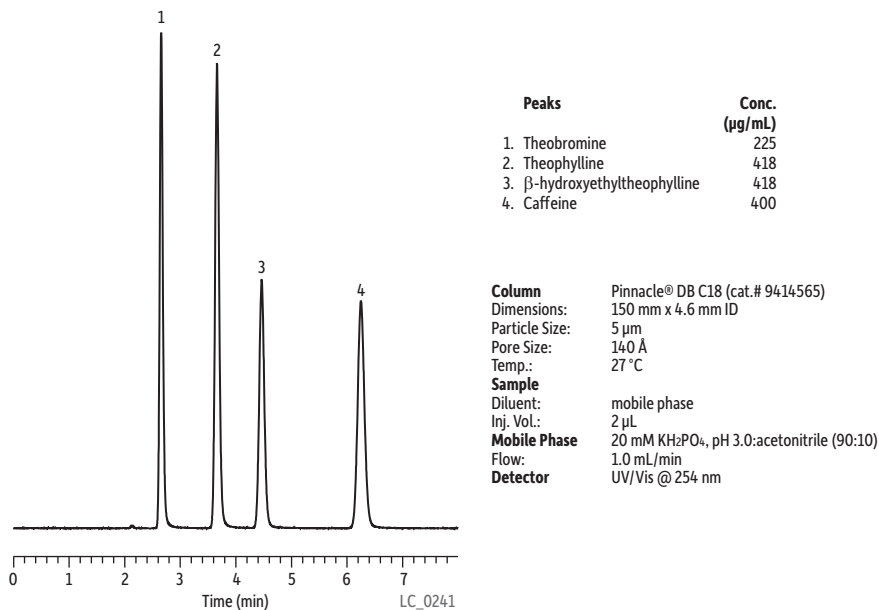
### Antidiabetic Glyburide (Glybenclamide) on Ultra IBD



### Corticosteroids on Ultra C18



### Xanthines on Pinnacle® DB C18



acenaphthene.....	33, 35, 64–66, 72, 177, 596, 613–615, 617–619, 626, 631	benzo[b]chrysene.....	35, 72, 631	<i>tert</i> -butylbenzene.....	36, 67–68, 70, 515, 622–625
acenaphthene-d10.....	33, 66, 492, 617–619	benzo[a]fluoranthene.....	35, 72, 631	butyl benzyl phthalate.....	33, 66, 617–619
acenaphthylene.....	30, 33, 35, 64–66, 72, 596, 613–615, 617–619, 626, 631	benzo[b]fluoranthene.....	33, 35, 64–66, 72, 596, 613–615, 617–619, 626, 631	butylcyclohexane.....	585
acephate.....	51, 627	benzo[ghi]fluoranthene.....	35, 72, 631	1,3-butylene glycol.....	593
acetaldehyde.....	55, 642–643, 650	benzo[j]fluoranthene.....	35, 65, 72, 614–615, 626, 631	1,4-butylene glycol.....	593
acetic acid.....	84, 641, 644	benzo[k]fluoranthene.....	33, 35, 64–66, 72, 596, 613–615, 617–619, 626, 631	butyl ether.....	629
acetochlor.....	492	benzo[ghi]perylene.....	33, 35, 64–66, 72, 596, 613–615, 617–619, 626, 631	<i>n</i> -butyl ether.....	630
acetone.....	36, 55, 67, 70, 82, 111, 583–584, 622–625, 642–643, 650, 653, 687–689	benzo[c]phenanthrene.....	35, 72, 631	<i>tert</i> -butyl ethyl ether.....	515
acetoneitrile.....	36, 70, 80, 82, 583–584, 622–623, 681, 688–689	benzo[a]pyrene.....	33, 35, 64–66, 72, 596, 613–615, 617–619, 626, 631	<i>n</i> -butyric acid.....	641
acetophenone.....	619, 629	benzo[e]pyrene.....	35, 72, 596, 626, 631	C1 (methane).....	659
acetopromazine.....	575–576, 580	benzo[pyrene].....	575–576	C2 (ethane).....	659
2-acetylaminofluorene.....	619	benzocaine.....	626	C3 (propane).....	659
acetylene.....	107, 122, 657, 661, 663–665, 677	benzocoumarin.....	626	C4:0 (methyl butyrate).....	636
acifluorfen methyl ester.....	595	benzoic acid.....	33, 66, 617–619, 645	C6 (hexane).....	675
acrolein.....	583–584	benzoic acid, methyl ester.....	629	C6:0 (methyl hexanoate).....	636
acrylamide.....	628	benzothiofene.....	679	C7 (heptane).....	666, 675
acrylonitrile.....	36, 67, 70, 622–625	benzoylcongonine.....	578	C8 (octane).....	666, 675
active amyl alcohol.....	643	benzphetamine.....	575–576, 581	C8:0 (methyl octanoate).....	636
adiponitrile.....	88	benzyl alcohol.....	33, 66, 617–619, 646	C9 (nonane).....	666, 675
air.....	665, 685	benzyl benzoate.....	646	C10 (decane).....	666, 675
alchlor.....	492, 609–610	benzyl chloride.....	583–584	C10–C100 hydrocarbons.....	101
aldrin.....	43, 63, 73, 606–610	benzyl cinnamate.....	646	C10–C40 hydrocarbons.....	671
alkanes.....	630, 671, 673	benzyl salicylate.....	645–646	C10–C44 hydrocarbons.....	667, 673
alkylthiophenes.....	679	$\alpha$ -bergamotene.....	635	C10:0 (methyl decanoate).....	636
allyl alcohol.....	67, 624	<i>trans</i> - $\alpha$ -bergamotene.....	634, 642	C11 (undecane).....	77, 666, 675
allyl chloride.....	36, 67, 70, 515, 622–625	BHA.....	642	C11:0 (methyl undecanoate).....	636
alprazolam.....	575–577	$\alpha$ -BHC.....	43, 51, 63, 73, 606–608, 610, 627	C12 (dodecane).....	77, 666, 675
AMGBL ( $\alpha$ -methylene- $\gamma$ -butyrolactone).....	651	$\delta$ -BHC.....	43, 51, 63, 73, 606–608, 610, 627	C12:0 (methyl laurate).....	636
4-aminobiphenyl.....	619	$\gamma$ -BHC.....	43, 51, 63, 73, 606–610, 627	C13 (tridecane).....	77, 666
6-aminocaproitrile.....	88	bifenthrin.....	51, 627	C13:0 (methyl tridecanoate).....	636
2-amino-4,6-dinitrotoluene.....	590	biodiesel.....	49, 76, 99, 654–656	C14 (tetradecane).....	666, 675
4-amino-2,6-dinitrotoluene.....	590	biphenyl.....	35, 72, 619, 626, 631	C14:0 (methyl myristate).....	636
aminoethylanolamine.....	685	$\beta$ -bisabolene.....	634, 642	C14:1 (methyl myristoleate).....	636
aminoethylpiperazine.....	685	bis(2-chloroethoxy)methane.....	33, 66, 617–619	C15 (pentadecane).....	666
aminomethylcyclopentylamine.....	88	bis(2-chloroethyl)ether.....	33, 66, 617–619	C15:0 (methyl pentadecanoate).....	636
2-amino-4-nitrotoluene.....	590	bis(2-chloroisopropyl)ether.....	33, 66, 617–619	C16 (hexadecane).....	666, 675
2-amino-6-nitrotoluene.....	590	bis(2-ethylhexyl)adipate.....	33, 66, 617–619	C16:0 (methyl palmitate).....	636
amitriptyline.....	575–576	bis(2-ethylhexyl)phthalate.....	33, 66, 617–619	C16:1 (methyl palmitoleate).....	636
ammelide.....	626	bis-hexamethylenetriamine.....	88	C17.....	674
ammeline.....	626	bolstar.....	61, 611	C17 (heptadecane).....	666
amobarbital.....	573–574	borneol.....	635	C17:0 (methyl heptadecanoate).....	636
amphetamine.....	87, 177, 573, 580–582	$\beta$ -bourbonene.....	634	C18.....	674
<i>n</i> -amyl acetate.....	36, 70, 622	bromazepam.....	575–576	C18 (octadecane).....	666, 675
<i>n</i> -amyl alcohol.....	643	brominated flame retardants.....	56, 586, 603–604	C18:0 (methyl stearate).....	71, 636–637
<i>tert</i> -amyl ethyl ether.....	515	bromobenzene.....	36, 67–68, 70, 515, 622–625	C18:1 (methyl elaidate).....	71, 636–637
amyl cinnamal.....	646	4-bromo-1-chlorobenzene.....	68	C18:1 (methyl oleate).....	71, 636–637
amyl cinnamic aldehyde.....	635	bromochloromethane.....	36, 67–68, 70, 515, 583–585, 622–625	C18:1 (methyl petroselaideate).....	71, 637
<i>tert</i> -amyl methyl ether.....	36, 67, 70, 515, 622–624	1,2-bromo-3-chloropropane.....	68	C18:1 (methyl petroselinolate).....	71, 637
amylcinnamyl alcohol 1.....	646	2-bromo-1-chloropropane.....	623	C18:1 (methyl transvacenate).....	71, 637
amylcinnamyl alcohol 2.....	646	bromodichloromethane.....	36, 67–68, 70, 515, 583–584, 605, 622–625	C18:1 (methyl vaccenate).....	71, 637
anethole.....	635	4-bromofluorobenzene.....	36, 67, 70, 515, 583–585, 622, 624–625	C18:2 (methyl linoleideate).....	636
aniline.....	33, 66, 617–619	4-bromo-1-fluorobenzene.....	623	C18:2 (methyl linoleate).....	71, 636–637
anisaldehyde.....	635	bromofom.....	36, 67–68, 70, 515, 583–584, 605, 622–625	C18:3 (methyl $\gamma$ -linolenate).....	636
anise alcohol.....	646	bromomethane.....	36, 67–68, 70, 231, 515, 583–584, 622–625	C18:3 (methyl linolenate).....	636
anthanthrene.....	35, 72, 631	4-bromophenyl phenyl ether.....	33, 66, 617–619	C19 (nonadecane).....	666
anthracene.....	33, 35, 51, 64–66, 72, 596, 613–615, 617–619, 626–627, 631	brompheniramine.....	578–579	C20 (eicosane).....	666, 675
aprobarbital.....	573–574	bupivacaine.....	575–576	C20:0 (methyl arachidate).....	636
arachidic acid.....	49, 641, 656	1,2-butadiene.....	109, 658, 662	C20:1 (methyl eicosenoate).....	636
Aramite.....	619	1,3-butadiene.....	107, 109, 122, 515, 583–585, 657, 661–665	C20:2 (methyl eicosadienoate).....	636
argon.....	110, 678–679	butalbitol.....	573–574	C20:3 (methyl eicosatrienoate).....	636
Aroclor 1242.....	59, 600–602	butane.....	122, 124	C20:4 (methyl arachidonate).....	636
Aroclor 1254.....	59, 600–602	<i>n</i> -butane.....	107, 109, 122, 657–665	C20:5 (methyl eicosapentaenoate).....	636
Aroclor 1260.....	602	1,2-butanediol.....	85	C21:0 (methyl heneicosanoate).....	636
Aroclor 1262.....	59, 600, 602	butanetriol.....	76, 99, 654–655	C22 (docosane).....	666
aspon.....	61, 611	1-butanol.....	629	C22:0 (methyl behenate).....	636
atrazine.....	492, 609–610, 619	2-butanol.....	121, 670	C22:1 (methyl erucate).....	636
azinos-ethyl.....	61, 611	<i>n</i> -butanol.....	48, 75, 82	C22:2 (methyl docosadienoate).....	636
azinos-methyl.....	51, 61, 611, 627	<i>sec</i> -butanol.....	643	C22:6 (methyl docosahexaenoate).....	636
azoxystrobin.....	51, 627	<i>tert</i> -butanol.....	55, 75, 77, 650, 668–669	C23 (tricosane).....	666
B100.....	99, 654–655	2-butanone.....	36, 67, 70, 583–584, 622–625, 687	C23:0 (methyl tricosanoate).....	636
barbital.....	573–574	1-butene.....	107, 109, 122, 657–659, 661–665	C24 (tetracosane).....	666, 675
BDE compounds.....	56, 586, 603–604	<i>cis</i> -2-butene.....	107, 109, 122, 657–658, 661–665	C24:0 (methyl lignocerate).....	636
behenic acid.....	49, 641, 656	<i>trans</i> -2-butene.....	107, 109, 122, 657–659, 661–665	C24:1 (methyl nervonate).....	636
bentazon methyl ester.....	595	butyl acetate.....	36, 70, 622	C25 (pentacosane).....	666
benzaldehyde.....	619, 629–630, 635	<i>n</i> -butyl acetate.....	67, 624	C26 (hexacosane).....	666
benzene.....	36, 67–68, 70, 77, 81–82, 121, 515, 583–585, 622–625, 629, 653, 660, 668, 670, 680, 688–689	<i>tert</i> -butyl alcohol.....	36, 67, 70, 515, 622–624	C28 (octacosane).....	666, 675
benzeneacetaldehyde.....	629	<i>sec</i> -butylamine.....	686	C30 (triacontane).....	666
benzidine.....	33, 66, 617–619	<i>tert</i> -butylamine.....	686	C32 (dotriacontane).....	666, 675
benzo[a]anthracene.....	33, 35, 64–66, 72, 596, 613–615, 617–619, 626, 631	<i>n</i> -butylbenzene.....	36, 67–68, 70, 515, 622–625	C34 (tetratriacontane).....	666

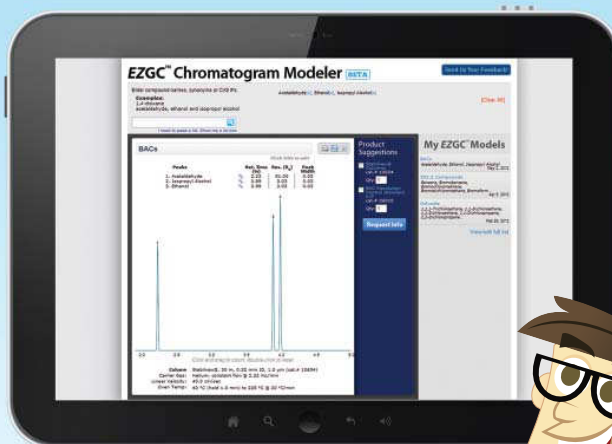
C44 (tetraetracontane).....	675	$\gamma$ -chlordane.....	43, 63, 73, 606–610	cinnamaldehyde.....	630
C5–C106 hydrocarbons.....	666–667	<i>cis</i> -chlordane.....	606	<i>trans</i> -cinnamaldehyde.....	646
C5–C44 hydrocarbons.....	79, 675	<i>trans</i> -chlordane.....	606	cinnamic alcohol.....	635
C8–C100 hydrocarbons.....	100	chlorfenvinphos.....	61, 611	cinnamic aldehyde.....	645
C8–C40 hydrocarbons.....	591	chlornob.....	610	cinnamyl acetate.....	645
$\delta$ -cadenene.....	635	chloroacetonitrile.....	625	cinnamyl alcohol.....	645–646
caffeine.....	575–576, 581	4-chloroaniline.....	33, 66, 617–619	citral 1.....	646
camphene.....	634–635, 642	chlorobenzene.....	36, 67–68, 70, 80, 515, 583–584, 622–625, 681, 688–689	citral 2.....	646
camphor.....	635, 646	chlorobenzene-d5.....	36, 67, 70, 515, 583–585, 622–624	citronellal.....	634–635, 642
cannabidiol.....	577	chlorobenzilate.....	43, 608, 610, 619	citronellol.....	646
cannabinol.....	577–578	1-chlorobutane.....	515, 625	$\beta$ -citronellol.....	635
capric acid.....	641	chlorodibromomethane.....	605	citronellyl acetate.....	634
caproic acid.....	641	chlorodifluoromethane.....	108, 515, 687	clobazam.....	576
caprolactam.....	619	chloroethane.....	36, 67–68, 70, 231, 583–584, 622–625	clonazepam.....	575–577
caprylic acid.....	641	2-chloroethanol.....	36, 67, 70, 622, 624	cocaethylene.....	578
captan.....	51, 608, 627	2-chloroethyl vinyl ether.....	68, 623	cocaine.....	578
carbamazepine.....	574	chloroform.....	36, 67–68, 70, 82, 515, 583–584, 622–625, 653, 658, 682, 688–689	codeine.....	575–576, 578–579
carbaryl.....	51, 627	chloromethane.....	36, 67–68, 70, 231, 515, 583–584, 622–625	coronene.....	35, 72, 631
carbazole.....	33, 66, 617–619	4-chloro-3-methylphenol.....	33, 66, 617–619	cotinine.....	575–576
carbon dioxide.....	123, 623, 665, 677, 685	1-chloronaphthalene.....	619	coumaphos.....	51, 61, 611, 627
carbon disulfide.....	36, 67, 70, 515, 583–584, 622–625	2-chloronaphthalene.....	33, 66, 617–619	coumarin.....	635, 646
carbon monoxide.....	110, 123, 677–679	chloropentafluoroethane.....	108, 687	crotoxyphos.....	61, 611
carbon tetrachloride.....	36, 67–68, 70, 81–82, 515, 583–584, 622–625, 680	2-chlorophenol.....	33, 66, 617–619	cumene.....	622, 670
carbonyl sulfide.....	124, 679	4-chlorophenol.....	30	cyazine.....	492, 610
carbophenothion.....	61, 611	4-chlorophenyl phenyl ether.....	33, 66, 617–619	cyanuric acid.....	626
3-carene.....	634	chloroprene.....	36, 70, 622–623	cyclohexane.....	77, 80, 88, 583–585, 668, 681
carfentrazone ethyl.....	51, 627	chlorothalonil.....	51, 610, 627	4H-cyclopenta[def]phenanthrene.....	35, 72, 631
carisoprodal.....	574	2-chlorotoluene.....	36, 67–68, 70, 515, 622–625	cyclopenta[cd]pyrene.....	35, 72, 631
carveol.....	635	4-chlorotoluene.....	36, 67–68, 70, 515, 622–625	cyclopropane.....	122, 657, 661, 664
D carveol.....	642	chloropheniramine.....	578–579	<i>p</i> -cymene.....	634–635, 642
L carveol.....	642	chlorpromazine.....	575–576, 580	cypermethrin.....	51, 627
<i>cis</i> -carveol.....	634	chlorprothixene.....	580	cyprodinil.....	51, 627
<i>trans</i> -carveol.....	634	chlorpyrifos.....	51, 61, 492, 608, 611, 627	2,4-D methyl ester.....	595
carvone.....	634–635, 642	chlorpyrifos methyl.....	61, 611	dalapon methyl ester.....	594–595
<i>cis</i> -carvyl acetate.....	634	5- $\alpha$ -cholestane.....	632	2,4-DB methyl ester.....	595
$\alpha$ -caryophyllene.....	635	cholesterol.....	632, 645	4,4'-DBOB.....	595
$\beta$ -caryophyllene.....	634–635, 642	chrysene.....	33, 35, 64–66, 72, 596, 613–615, 617–619, 626, 631	DCAA methyl ester.....	595
cathinone.....	581	chrysene-d12.....	33, 66, 492, 617–619	DCB.....	43
chloramben methyl ester.....	595	1,8-cineole.....	634, 642	DCPA.....	51, 595, 610, 627
$\alpha$ -chlordane.....	43, 63, 73, 606–610			DDD.....	176
				2,4'-DDD.....	43, 608

## Now Online! Our EZGC™ Web App Will Kick-Start Your GC Method Development

- **EZ to Register** – If you have a Restek login, you're already done! (And if you don't, you can get one at no charge and with no hassle.)
- **EZ to Get Started** – A quick, 5-minute video will show you everything you need to know.
- **EZ to Use** – Just enter your target compounds, and in seconds, the EZGC™ system gives you a customized method, including column, conditions, and model chromatogram.
- **EZ to Analyze** – Model chromatograms are fully interactive. Zoom in, view chemical structures, and even overlay mass spectra.
- **EZ to Save** – Print your chromatogram and custom settings, or save them for future reference.

Start developing incredible GC methods today!

[www.restek.com/ezgc](http://www.restek.com/ezgc)



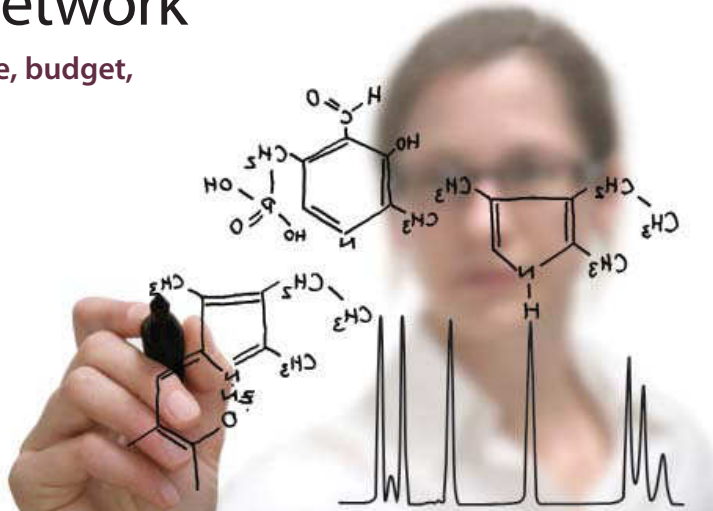
4,4'-DDD	43, 51, 63, 73, 606-608, 610, 627	1,2-dibromoethane	36, 67-68, 70, 515, 583-584, 605, 622-625	dicrotophos	61, 611
DDE	176	dibromofluoromethane	36, 67, 70, 622-624	dieldrin	43, 51, 63, 73, 606-610, 627
2,4'-DDE	43, 608	dibromomethane	36, 67-68, 70, 515, 622-625	diesel	591
4,4'-DDE	43, 51, 63, 73, 606-608, 610, 627	di- <i>n</i> -butyl phthalate	33, 66, 617-619	diesel fuel #2	649, 671-673
DDT	176	dicamba methyl ester	595	Dietary Supplements	628, 633
2,4'-DDT	43, 51, 608, 627	dichlofluanid	51, 627	diethanolamine	85-86, 685
4,4'-DDT	43, 51, 63, 73, 606-608, 610, 627	1,2-dichlorobenzene	33, 36, 66-68, 70, 515, 583-584, 617-619, 622-625	diethylamine	686
decachlorobiphenyl	63, 598-599, 606-608	1,2-dichlorobenzene-d4	515, 625	<i>m</i> -diethylbenzene	670
decanal	629-630, 642	1,3-dichlorobenzene	33, 36, 66-68, 70, 515, 583-584, 617-619, 622-625	<i>o</i> -diethylbenzene	670
decane	116, 541, 676	1,4-dichlorobenzene	33, 36, 66-68, 70, 515, 583-584, 617-619, 622-625	<i>p</i> -diethylbenzene	670
<i>n</i> -decane	585	1,4-dichlorobenzene-d4	33, 36, 66-67, 70, 492, 515, 617-619, 622-624	diethylene glycol	593, 652
decanoic acid	84, 644	3,3'-dichlorobenzidine	33, 66, 617-619	diethylenetriamine	85, 685
decanol	634	3,5-dichlorobenzoic acid methyl ester	595	diethyl ether (ethyl ether)	36, 70, 82, 515, 622-623, 625, 653, 689
3-decanol	84, 644	1,4-dichlorobutane	67-68, 623	diethyl phthalate	33, 66, 617-619
1-decylamine	30	<i>cis</i> -1,4-dichloro-2-butene	36, 70, 622-623	diethylpropion	581
deltamethrin	51, 627	<i>trans</i> -1,4-dichloro-2-butene	36, 70, 622-623, 625	difeniconazole	51, 627
demeton-O	61, 611	dichlorodifluoromethane	36, 67-68, 70, 108, 231, 515, 583-584, 622-625, 687	1,4-difluorobenzene	67, 515, 583-585, 623-624
demeton-S	61, 611	1,1-dichloroethane	36, 67-68, 70, 81-82, 515, 583-584, 622-625, 680, 688-689	diglycerides	76, 645
desethyl-atrazine	492	1,2-dichloroethane-d4	36, 70, 622-623	dihydrocarvone	634
desisopropylatrazine	492	1,1-dichloroethene	36, 67-68, 70, 81-82, 515, 583-584, 622-625, 680, 688-689	<i>trans</i> -dihydrocarvyl acetate	634
desmethyl diazepam	576	<i>cis</i> -1,2-dichloroethene	36, 67-68, 70, 80, 515, 583-584, 622-625, 681	diisopropyl ether	36, 67, 70, 515, 622-624
dextromethorphan	575-576, 578-579	<i>trans</i> -1,2-dichloroethene	36, 67-68, 70, 80, 515, 583-584, 622-625, 681	dimethenamid	492
diallate	619	1,1-dichloroethylene	658	dimethoate	51, 61, 611, 627
<i>cis</i> -diallate	43, 608	<i>cis</i> -1,2-dichloroethylene	658, 688-689	1,2-dimethoxyethane	682, 688-689
<i>trans</i> -diallate	43, 608	<i>trans</i> -1,2-dichloroethylene	658, 688-689	dimethylamine	686
1,4-diaminobutane	88	dichlorofenthion	61, 611	2,6-dimethylamine	85
1,2-diaminocyclohexane	88	dichloromethane (also see methylene chloride)	80, 681, 688-689	dimethylaminoazobenzene	619
1,5-diamino-2-methylpentane	88	2,4-dichlorophenol	33, 66, 617-619	3,3'-dimethylbenzidine	33, 66, 617-619
2,6-diamino-4-nitrotoluene	590	2,6-dichlorophenol	619	7,12-dimethylbenzo(a)anthracene	619
2,3-diaminotoluene	590	1,2-dichloropropane	36, 67-68, 70, 515, 622-625	dimethylbenzothiofenenes	679
2,4-diaminotoluene	590	2,2-dichloropropane	36, 67-68, 70, 622-625	2,3-dimethylbutane	77, 668
2,6-diaminotoluene	590	1,1-dichloropropanone	625	1,2-dimethylcyclopentane	668
diazepam	575-577	1,1-dichloropropene	36, 67-68, 70, 515, 622-625	1- <i>tert</i> -2-dimethylcyclopentane	77
diazinon	51, 61, 611, 627	<i>cis</i> -1,3-dichloropropene	36, 67-68, 70, 515, 583-584, 622-625	dimethyl disulfide	124
dibenz[a, c]anthracene	35, 72, 631	<i>trans</i> -1,3-dichloropropene	36, 67-68, 70, 515, 583-584, 622-625	dimethylethylamine	686
dibenz[a, j]anthracene	35, 72, 631	1,2-dichlorotetrafluoroethane	583-584, 622-625	dimethylformamide	688-689
dibenz[b, k]fluoranthene	35, 72, 631	1,2-dichlorotetrafluoroethene	231	2,3-dimethylheptane	77, 585, 668
dibenzo[a, e]pyrene	35, 72, 631	dichloroprop methyl ester	595	2,6-dimethylnaphthalene	626
dibenzo[a, h]acridine	65, 614	dichlorvos	51, 61, 611, 627	2,3-dimethylpentane	585
dibenzo[a, j]acridine	65, 614, 619	dicofol	51, 627	2,4-dimethylphenol	33, 66, 617-619
dibenzo[a, h]anthracene	33, 35, 64-66, 72, 596, 613-615, 617-619, 626, 631			$\alpha, \alpha, \alpha$ -dimethylphenylamine	619
7H-dibenzo(c, g)carbazole	65, 614			dimethyl phthalate	33, 66, 617-619
dibenzofuran	33, 66, 617-619			dimethyl sulfide	124, 643, 679
dibenzo[a, e]pyrene	35, 72, 631			1,2-dinitrobenzene	33, 66, 617-619
dibenzo[a, h]pyrene	35, 65, 72, 614, 631			1,3-dinitrobenzene	33, 66, 590, 617-619
dibenzo[a, i]pyrene	65, 614			1,4-dinitrobenzene	33, 66, 590, 617-619
dibenzothioephene	35, 72, 631			2,2'-dinitrobiphenyl	590
4,4'-dibromobiphenyl	610			4,6-dinitro-2-methylphenol	33, 66, 617-619
dibromochloromethane	36, 67-68, 70, 515, 583-584, 622-625			1,3-dinitronaphthalene	590
1,2-dibromo-3-chloropropane	36, 67-68, 70, 515, 605, 608, 622-625			2,4-dinitrophenol	33, 177, 617-619
				2,3-dinitrotoluene	590

## Restek's Learning Network

Solutions to fit every level of expertise, budget, schedule, and analytical topic.

- Improve throughput
- Increase confidence
- Reduce guesswork
- Save money

Learn more at [www.restek.com/seminars](http://www.restek.com/seminars)





## Compound Index for GC Chromatograms

- 2,4-dinitrotoluene ..... 33, 66, 590, 617–619  
2,6-dinitrotoluene ..... 33, 66, 590, 617–619  
3,4-dinitrotoluene ..... 590  
dinoseb methyl ester ..... 595  
di-*n*-octyl phthalate ..... 33, 66, 617–619  
1,4-dioxane ..... 33, 36, 66, 70, 80, 82, 583–584, 616–619, 622, 681, 688–689  
1,4-dioxane-*d*8 ..... 616–619  
dioxathion ..... 61, 611  
dioxins ..... 57–58, 587–589  
diphenhydramine ..... 575–576  
diphenyl ether ..... 619  
diphenylhydantoin ..... 574  
1,2-diphenylhydrazine ..... 33, 66, 617–619  
disulfoton ..... 61, 611  
dodecanal ..... 634  
dodecane ..... 85, 116, 541, 629, 676  
*n*-dodecane ..... 75, 585, 670  
dodecanoic acid ..... 84, 644  
dotricontane ..... 116, 541, 676  
ecgonine ..... 578  
ecgonine methyl ester ..... 578  
eicosane ..... 116, 541, 676  
 $\gamma$ -elemene ..... 635, 642  
endosulfan I ..... 43, 51, 63, 73, 606–608, 610, 627  
endosulfan II ..... 43, 51, 63, 73, 606–608, 610, 627  
endosulfan sulfate ..... 43, 51, 63, 73, 606–608, 610, 627  
endrin ..... 43, 51, 63, 73, 176, 606–610, 627  
endrin aldehyde ..... 43, 63, 73, 176, 606–608, 610  
endrin ketone ..... 43, 63, 73, 176, 606–608  
ephedrine ..... 581–582  
EPN ..... 61, 611  
EPTC ..... 492  
erucic acid ..... 49, 656  
estragole ..... 646  
ethylfluralin ..... 492  
ethane ..... 107, 122, 124, 657, 659–661, 663–665, 677  
ethanol ..... 48, 55, 67, 75, 77, 82, 111, 121, 583–584, 624, 642–643, 650, 653, 668–670, 688–689  
ethion ..... 61, 611  
ethoprop ..... 61, 611  
ethosuximide ..... 574  
ethyl acetate ..... 36, 67, 70, 82, 583–584, 622, 624, 630, 642–643, 653, 688–689  
ethylamine ..... 686  
*N*-ethylamphetamine ..... 87, 580  
ethylbenzene ..... 36, 67–68, 70, 77, 80, 515, 583–585, 622–625, 629–630, 653, 668, 670, 681, 688–689  
ethyl-*tert*-butyl ether ..... 36, 67, 70, 622–624  
ethyl butyrate ..... 635, 642, 645  
ethyl decanoate ..... 84, 644  
ethylene ..... 107, 122, 657, 659, 661, 663–665, 677  
ethylenediamine ..... 685  
ethylene glycol ..... 592–593, 652  
ethylene oxide ..... 82  
ethyl formate ..... 643  
ethyl laurate ..... 84, 635, 644  
ethyl mercaptan ..... 124, 643, 679  
ethyl methacrylate ..... 36, 67, 70, 515, 619, 622–625  
ethyl methanesulfonate ..... 619  
1-ethyl-2-methylbenzene ..... 670  
1-ethyl-3-methylbenzene ..... 585  
ethyl myristate ..... 84, 644  
ethyl octanoate ..... 84, 644  
ethyl palmitate ..... 84, 644  
3-ethylpentane ..... 77, 668  
ethyl propionate ..... 642  
2-ethylthiophene ..... 679  
4-ethyltoluene ..... 583–584  
ethyl vanillin ..... 635  
etridiazole ..... 610  
eucalyptol ..... 645–646  
eugenol ..... 635, 646  
FAMES  
*cis/trans* Isomers ..... 637  
Marine Oil Standard ..... 71, 638–639  
NLEA Mix ..... 47, 640  
PUFA, Animal Source ..... 639  
Saw Palmetto ..... 639  
Soy, Tallow, Rapeseed & Yellow Grease ..... 49, 656  
Vegetable Oils ..... 639–640  
famphur ..... 61, 611  
*trans*- $\beta$ -farnesene ..... 634  
farnesol 1 ..... 646  
farnesol 2 ..... 646  
fatty acids (free) ..... 641  
fenfluramine ..... 581–582  
fenhexamid ..... 51, 627  
fenitrothion ..... 61, 611  
fenpropathrin ..... 51, 627  
fensulfothion ..... 61, 611  
fenthion ..... 51, 61, 611, 627  
flunitrazepam ..... 575–577  
fluoranthene ..... 33, 35, 64–66, 72, 596, 613–615, 617–619, 626, 631  
fluorene ..... 33, 35, 64–66, 72, 596, 613–615, 617–619, 626, 631  
fluorobenzene ..... 36, 67–68, 70, 622, 625  
2-fluorobiphenyl ..... 33, 64, 66, 492, 613, 617–619  
1-fluoronaphthalene ..... 646  
2-fluorophenol ..... 33, 66, 492, 617–619  
flurazepam ..... 575–576  
fluvinate ..... 51, 627  
folpet ..... 51, 627  
fonofos ..... 492  
fonophos ..... 61, 611  
formaldehyde ..... 685  
Freon 113 ..... 68, 623  
Freon 114 ..... 231  
furans ..... 57–58, 587–588  
furfural ..... 629, 642  
gadoleic acid ..... 49, 656  
GBL ( $\gamma$ -butyrolactone) ..... 651  
geranial ..... 634, 642  
geraniol ..... 634–635, 645–646  
geranyl acetate ..... 634–635, 642  
germacrene- $\Delta$  ..... 634–635  
glutethimide ..... 574  
glycerin ..... 76  
glycerol ..... 593  
guaifenesin ..... 578–579  
haloperidol ..... 575–576  
helium ..... 678–679  
heptachlor ..... 43, 63, 73, 606–610  
heptachlor epoxide ..... 43, 51, 63, 73, 606–610, 627  
heptane ..... 82, 116, 541, 583–584, 676  
*n*-heptane ..... 585  
heptanes ..... 660  
heptanoic acid ..... 641  
heptanol ..... 634  
4-heptanone ..... 629–630  
hexachlorobenzene ..... 33, 43, 51, 66, 608–610, 617–619, 627  
hexachlorobutadiene ..... 33, 66–68, 515, 583–584, 617–619, 623–625  
hexachloro-1,3-butadiene ..... 36, 70, 622  
hexachlorocyclohexanes ..... 628  
hexachlorocyclopentadiene ..... 33, 43, 66, 608–610, 617–619  
hexachloroethane ..... 33, 66, 515, 617–619, 625  
hexachloropropene ..... 619  
hexadecane ..... 116, 541, 676  
hexadecanoic acid ..... 32, 64, 66, 73, 186, 383–384  
hexadecyl hexadecanoate ..... 647  
hexamethylenediamine ..... 88  
hexamethylenimine ..... 88  
hexamethylphosphoramide ..... 61, 611  
hexanal ..... 629  
*n*-hexanal ..... 642  
hexane ..... 116, 124, 541, 583–584, 642, 653, 659, 676, 682, 689  
*n*-hexane ..... 82, 107, 585, 658, 665  
1,6-hexanediol ..... 30  
hexanes ..... 660, 663–664  
2-hexanone ..... 36, 67, 70, 583–584, 622–625, 682, 687–689  
hexatriacontane ..... 116, 541, 676  
*trans*-2-hexenal ..... 642  
hexene ..... 659  
*trans*-2-hexenol ..... 635  
hexobarbital ..... 573  
hexyl cinnamal 1 ..... 646  
hexyl cinnamal 2 ..... 646  
HMMA ..... 87, 580  
 $\alpha$ -humulene ..... 634  
HxCDFs ..... 589  
hydrocodone ..... 578–579  
hydrogen ..... 110, 123, 677–678  
hydrogen sulfide ..... 124, 643, 679  
hydromorphone ..... 579  
hydroxycitronellal ..... 645  
hydroxycitronellol ..... 646  
imazalil ..... 51, 627  
indeno[1,2,3-*cd*]pyrene ..... 33, 35, 64–66, 72, 596, 613–615, 617–619, 626, 631  
iodomethane ..... 36, 70, 622–623, 625  
 $\alpha$ -ionone ..... 635, 642  
 $\beta$ -ionone ..... 635, 642  
iprodione ..... 51, 627  
isoamyl alcohol ..... 643  
isobutane ..... 107, 109, 122, 124, 657–665  
isobutanol ..... 48, 643  
isobutene ..... 109, 122, 661–662, 664  
isobutyl alcohol ..... 36, 67, 70, 622–624  
isobutylene ..... 107, 122, 657–659, 661, 663–665  
isobutyric acid ..... 84, 641, 644  
isocaproic acid ..... 641  
isodrin ..... 43, 608, 619  
isoeugenol ..... 646  
 $\alpha$ -isomethyl ionone 1 ..... 646  
 $\alpha$ -isomethyl ionone 2 ..... 646  
isopentane ..... 107, 109, 122, 124, 585, 657, 659–665  
isophorone ..... 33, 66, 617–619  
isopropanol ..... 48, 55, 82, 629, 643, 650, 653, 685  
isopropyl acetate ..... 36, 67, 70, 622, 624  
isopropyl alcohol ..... 75, 583–584, 642  
isopropylamine ..... 686  
isopropyl benzene ..... 36, 67–68, 70, 515, 585, 622–625  
4-isopropyltoluene ..... 36, 70, 515, 622  
*p*-isopropyltoluene ..... 67–68, 585, 623–625  
isosafrrole ..... 619  
isovaleric acid ..... 641  
*cis*-jasmone ..... 634  
kepone ..... 43, 619  
kerosene ..... 649, 671  
ketamine ..... 575–576  
*cis*-lactone ..... 84, 644  
*trans*-lactone ..... 84, 644  
lauric acid ..... 641  
leptophos ..... 61, 611  
lidocaine ..... 575–576  
lignoceric acid ..... 49, 656  
lilial ..... 646  
limonene ..... 634–635, 645–646  
 $\delta$ -limonene ..... 642  
*l*-limonene ..... 634–635  
*trans*-limonene ..... 642  
*cis*-limonene monoxide ..... 642  
*trans*-limonene monoxide ..... 642  
linalol ..... 634–635, 642, 646  
linalyl acetate ..... 635  
linoleic acid ..... 49, 641, 656  
linolenic acid ..... 49, 641, 656  
lorazepam ..... 576–577  
lyral 1 ..... 646  
lyral 2 ..... 646  
malathion ..... 51, 61, 611, 627  
MBDB ..... 87, 580  
MCPA methyl ester ..... 595  
MCPP methyl ester ..... 595  
MDA ..... 573  
MDEA ..... 573  
MDMA ..... 573  
medazepam ..... 575–576  
MEK ..... 653  
melamine ..... 626  
menthofuran ..... 635  
*l*-menthol ..... 635  
*l*-menthone ..... 634–635  
meperidine ..... 575–576  
mephentermine ..... 581  
mephobarbital ..... 573  
meprobamate ..... 574  
merphos ..... 61, 611  
merphos oxone ..... 61, 611  
mesitylene ..... 670  
metachlor ..... 610  
metalaxyl ..... 51, 627  
methacrylonitrile ..... 36, 70, 622–623, 625  
methadone ..... 575–576  
methamidophos ..... 51, 627  
methamphetamine ..... 87, 573, 580–582  
methane ..... 107, 110, 122–124, 657, 659–661, 663–665, 677–679, 689  
methanol ..... 48, 55, 75, 80, 82, 642–643, 650, 653, 681, 685–686, 688–689  
methapyrilene ..... 619  
methaqualone ..... 574  
methcathinone ..... 581  
methiocarb ..... 51, 627  
methohexital ..... 573



## Compound Index for GC Chromatograms


<i>p</i> -methoxyamphetamine (PMA).....	87, 580
methoxychlor.....	43, 63, 73, 606–610
<i>p</i> -methoxymethamphetamine (PMMA).....	87, 580
methyl acetate.....	36, 70, 515, 622–623
methyl acetylene.....	109, 657, 661–662
methyl acrylate.....	36, 67, 70, 622–625
methylamine.....	686
methylbenzothiofenenes.....	679
methyl bromochloroacetate.....	594
methyl bromodichloroacetate.....	594
2-methylbutene-2.....	77, 122, 668–669
2-methyl-2-butene.....	107, 663–665
3-methyl-1-butene.....	122
methyl <i>tert</i> -butyl ether.....	36, 67–68, 70, 75, 77, 515, 583–585, 622–625, 653, 668
methyl- <i>d</i> 3- <i>tert</i> -butyl ether.....	515, 623
methyl Cellosolve.....	48
methyl chlorodibromoacetate.....	594
3-methylcholanthrene.....	65, 614, 619
methylcyclohexane.....	80, 681, 688–689
1-methylcyclopentene.....	77, 668
methyl dibromoacetate.....	594
methyl-2,3-dibromopropionate.....	594
methyl dichloroacetate.....	594
methyl diethylamine.....	686
4-methyl-2,5-dimethoxyamphetamine.....	581
methylene chloride (dichloromethane).....	36, 67–68, 70, 82, 515, 583–584, 622–625, 629, 642, 653, 658
methylenedioxyamphetamine.....	87, 580–582
methylenedioxyethylamphetamine.....	87, 580–581
methylenedioxy-methamphetamine.....	87, 580–582
methyl ethylamine.....	686
1-methylethylbenzene.....	629
1,2-methylethylbenzene.....	77, 668
methyl ethyl ketone.....	82
methyl eugenol.....	646
2-methylfluoranthene.....	596
methyl heptadecanoate.....	49, 656
6-methyl-5-hepten-2-one.....	634
methyl iodide.....	515
methyl mercaptan.....	124, 643, 679
methyl methacrylate.....	36, 67, 70, 583–584, 622–625
methyl methanesulfonate.....	619
methyl monobromoacetate.....	594
methyl monochloroacetate.....	594
methyl myristate.....	84, 644
1-methylnaphthalene.....	33, 64–66, 77, 613–615, 617–619, 626, 668
2-methylnaphthalene.....	33, 64–66, 596, 613–615, 617–619, 626
2-methyl-5-nitroaniline.....	619
5-methylnonane.....	77, 668
methyl nonanoate.....	30
methyl-2-nonyanoate.....	646
methyl-2-octynoate.....	646
4-methyl-2-pentanone.....	36, 67, 70, 583–584, 622–625, 687
1-methylphenanthrene.....	626
methylphenidate.....	582
2-methylphenol.....	33, 66, 617–619
3-methylphenol.....	33, 66, 617–619
4-methylphenol.....	33, 66, 617–619
2-methyl-1-propanol.....	629
2-methylthiophene.....	679
3-methylthiophene.....	679
methyl tribromoacetate.....	594
methyl trichloroacetate.....	594
methylpyrrolone.....	574
metolachlor.....	492
metribuzin.....	492, 610
mevinphos.....	51, 61, 611, 627
mineral oil.....	78, 672
mineral spirits.....	649
Mirex.....	43, 608
6-monoacetylmorphine.....	579
monocrotophos.....	61, 611
monoethanolamine.....	86, 685
monoglycerides.....	76
morphine.....	575–576, 579
motor oil.....	78, 591, 672–673
myclobutanol.....	51, 627
myrcene.....	634, 642
$\beta$ -myrcene.....	635
myristic acid.....	49, 641, 656
naled.....	61, 611
1-naphthalamine.....	619
2-naphthalamine.....	619
naphthalene.....	33, 35–36, 64–68, 70, 72, 77, 515, 583–585, 596, 613–615, 617–619, 622–626, 631, 668
naphthalene- <i>d</i> 8.....	33, 66, 492, 617–619
1,4-naphthoquinone.....	619
neo-Pentane.....	660
neral.....	634, 642
nerol.....	634–635
nervonic acid.....	49, 656
neryl acetate.....	634–635, 642
nicotine.....	51, 575–576, 581, 627
2-nitroaniline.....	33, 66, 617–619
3-nitroaniline.....	33, 66, 617–619
4-nitroaniline.....	33, 66, 617–619
4-nitroanisole.....	595
nitrobenzene.....	33, 36, 66–67, 70, 617–619, 622–625
nitrobenzene- <i>d</i> 5.....	33, 66, 492, 617–619
3-nitrobiphenyl.....	590
nitrogen.....	110, 123, 677–679
nitromethane.....	682, 688–689
2-nitrophenol.....	33, 66, 617–619
4-nitrophenol.....	33, 66, 617–619
2-nitropropane.....	36, 70, 622–623, 625
4-nitroquinoline-1-oxide.....	619
<i>N</i> -nitrosobutylamine.....	619
<i>N</i> -nitrosodibutylamine.....	612
<i>N</i> -nitrosodimethylamine.....	33, 66, 612, 617–619
<i>N</i> -nitrosodimethylamine- <i>d</i> 6.....	612
<i>N</i> -nitrosodiphenylamine.....	33, 66, 617–619
<i>N</i> -nitrosodipropylamine.....	612, 619
<i>N</i> -nitrosodipropylamine- <i>d</i> 14.....	612
<i>N</i> -nitrosomethylethylamine.....	612, 619
4-nitrosomorpholine.....	619
<i>N</i> -nitrosopiperidine.....	612, 619
<i>N</i> -nitroso- <i>di-n</i> -propylamine.....	33, 66, 617–618
<i>N</i> -nitrosopyrrolidine.....	612, 619
2-nitrotoluene.....	590
3-nitrotoluene.....	590
4-nitrotoluene.....	590
<i>cis</i> -nonachlor.....	608–609
<i>trans</i> -nonachlor.....	608–609
nonanal.....	630, 634, 642
nonane.....	85, 116, 541, 676
<i>n</i> -nonane.....	585
2-nonanol.....	85
nonyl acetate.....	634
nootketone.....	635, 642
<i>cis</i> -ocimene.....	634
octacosane.....	116, 541, 676
octadecane.....	116, 541, 676
octanal.....	634, 642
octane.....	116, 541, 676
<i>n</i> -octane.....	585
octanoic acid.....	84, 644
octanol.....	634–635, 642
3-octanol.....	634
octyl acetate.....	634
3-octyl acetate.....	634
oleic acid.....	49, 641, 656
omethoate.....	51, 627
oxadixyl.....	51, 627
oxazepam.....	577
oxychlorodane.....	608
oxycodone.....	579
oxygen.....	110, 123, 677–679
palmitic acid.....	49, 641, 656
palmitoleic acid.....	49, 656
papaverine.....	575–576
parathion.....	51, 627
parathion-ethyl.....	61, 611
parathion-methyl.....	61, 611
PCBs.....	60, 596–597, 603–604
pendimethalin.....	492
pentachloroaniline.....	51, 627
pentachloroanisole.....	51, 595, 627
pentachlorobenzene.....	51, 619, 627
pentachlorobenzonitrile.....	51, 627
pentachloroethane.....	36, 67, 70, 515, 619, 622–625
pentachloronitrobenzene.....	51, 610, 619, 627
pentachlorophenol.....	33, 66, 617–619
pentachlorothioanisole.....	51, 627
pentadecane.....	30
pentafluorobenzene.....	67, 623–624
pentamethylenediamine.....	88
pentane.....	116, 122, 124, 541, 676
<i>n</i> -pentane.....	107, 109, 122, 657, 659–665
1-pentene.....	107, 122, 663–665
<i>cis</i> -2-pentene.....	107, 122, 663–665
<i>trans</i> -2-pentene.....	107, 122, 663–664
pentobarbital.....	573–574
<i>cis</i> -permethrin.....	51, 610, 627
<i>trans</i> -permethrin.....	51, 610, 627
perylene.....	35, 72, 626, 631
perylene- <i>d</i> 12.....	33, 64, 66, 492, 613, 617–619
petroleum wax.....	93
$\alpha$ -phellandrene.....	634–635, 642
phenacetin.....	619
phenanthrene.....	33, 35, 64–66, 72, 596, 613–615, 617–619, 626, 631
phenanthrene- <i>d</i> 10.....	33, 66, 492, 617–619
phendimetrazine.....	581
pheniramine.....	578–579
phenmetrazine.....	581
phenobarbital.....	573–574
phenol.....	33, 66, 617–619
phenol- <i>d</i> 6.....	33, 66, 492, 617–619
phenothiazine.....	575–576, 580
phentermine.....	581–582
phenyl acetaldehyde.....	646
1,4-phenylenediamine.....	619
phenylephrine.....	578, 581
2-phenylethanol.....	84, 644
phenylethylamine.....	581
<i>o</i> -phenylphenol.....	51, 627
phenylpropanolamine.....	578, 581–582
phenyltoloxamine.....	575–576, 578–579
phorate.....	61, 492, 611
phosalone.....	51, 627
phosmet.....	61, 611
phosphamidon.....	61, 611
phosphamidon isomer.....	61, 611
phytane.....	674
picene.....	35, 72, 631
picloram methyl ester.....	595
2-picoline.....	67, 619, 624
$\alpha$ -pinene.....	634–635, 642
$\beta$ -pinene.....	634–635, 642
piperazine.....	685
piperonyl butoxide.....	51, 627
pirimiphos methyl.....	51, 627
PnCDDs.....	589
prazepam.....	575–577
primidone.....	574
pristane.....	674
prochlorperazine.....	580
procymidone.....	51, 627
promazine.....	580
promethazine.....	580
prometon.....	492
propachlor.....	492, 610
propadiene.....	107, 109, 122, 657, 661–665
propane.....	107, 122, 124, 657, 659–661, 663–665
1,3-propanediol.....	652
1-propanol.....	55, 650
<i>n</i> -propanol.....	48, 55, 82, 643, 650
propargite.....	51, 627
propargyl alcohol.....	67, 624
propazine.....	492
propionic acid.....	84, 641, 644
propionitrile.....	36, 70, 622–623, 625
propyl acetate.....	36, 70, 622
<i>n</i> -propyl acetate.....	67, 624
<i>n</i> -propylamine.....	686
propylbenzene.....	629
<i>n</i> -propylbenzene.....	36, 67–68, 70, 515, 622–625, 670
propylene.....	107, 122, 124, 383–384, 657, 659, 661, 663–665
propylene glycol.....	592–593, 652
propylene glycol dinitrate (PGDN).....	107, 122, 124, 584, 657, 659, 661, 663–665
1,2-propylene glycol.....	593
1,3-propylene glycol.....	593
propyzamide.....	619
pseudoephedrine.....	581–582
pyraclostrobin.....	51, 627
pyrene.....	33, 35, 64–66, 72, 596, 613–615, 617–619, 626, 631
pyrene- <i>d</i> 10.....	33, 66, 617–619
pyridine.....	33, 66–67, 82, 85, 617–619, 624, 682, 688–689
pyrilamine.....	575–576, 578–579
ronnel.....	61, 611

sabinene	634, 642	2,3,5,6-tetrachlorophenol	33, 66, 617-619	trichlorofluoromethane	36, 67-68, 70, 231, 515, 583-584, 622-625
trans-sabinehydrate	634-635	2,3,4,6-tetrachlorophenol	33, 66, 617-619	trichloronate	61, 611
safrrole	619, 646	2,4,5,6-tetrachloro- <i>m</i> -xylene	63, 606-607	2,4,5-trichlorophenol	33, 66, 617-619
scopolamine	575-576	tetracontane	116, 541, 676	2,4,6-trichlorophenol	33, 66, 617-619
secobarbital	573-574	tetracosane	116, 541, 676	1,2,3-trichloropropane	36, 67-68, 70, 515, 594, 605, 622-625
simazine	492, 609-610	tetradecane	116, 541, 676	1,1,2-trichlorotrifluoroethane	36, 70, 583-584, 622
$\beta$ -sitosterol	645	tetrahydrofuran	36, 67, 70, 80, 82, 515, 583-584, 622-625, 629-630, 681, 688-689	tri- <i>o</i> -cresyl phosphate	61, 611
squalene	645	tetrahydrofuran-d8	616	tridecane	30
stearic acid	49, 641, 656	tetralin	682	<i>n</i> -tridecane	75
stirofos	61, 611	1,2,3,5-tetramethylbenzene	77, 668	triethanolamine	86, 685
styrene	36, 67-68, 70, 515, 583-584, 622-625, 629-630	tetratetracontane	116, 541, 676	triethylamine	686
sulfotep	61, 611	delta-9-THC	577	triethylene glycol monomethylether	86, 685
2,4,5-T methyl ester	595	THC-COOH	577	trifluoperazine	580
talbutal	573	thiabendazole	51, 627	trifluralin	492, 610
1,2,3,4-TCDD	58, 587	thionazin	61, 611	triglycerides	74, 76, 645
1,2,3,7-TCDD	58, 587	thiopental	573	trimeprazine	580
1,2,3,8-TCDD	58, 587	thiophene	679	trimethylamine	686
1,2,3,9-TCDD	58, 587	thioridazine	575-576, 580	1,2,3-trimethylbenzene	585
1,2,6,7-TCDD	58, 587	$\alpha$ -thujene	634, 642	1,2,4-trimethylbenzene	36, 67-68, 70, 515, 583-584, 622-625
1,2,7,8-TCDD	58, 587	thymol	645	1,3,5-trimethylbenzene	36, 67-68, 70, 515, 583-585, 622-625
1,2,8,9-TCDD	58, 587	$\alpha$ -tocopherol	647	2,3,5-trimethylnaphthalene	626
2,3,7,8-TCDD	58, 587	$\beta$ -tocopherol	647	2,2,3-trimethylpentane	77, 668
TCDDs	57, 588	$\delta$ -tocopherol	647	2,3,3-trimethylpentane	77, 668
1,2,3,9-TCDF	58, 587	$\gamma$ -tocopherol	647	trimipramine	575-576
1,2,6,9-TCDF	58, 587	DL- $\alpha$ -tocotrienol	647	1,3,5-trinitrobenzene	619
2,3,4,7-TCDF	58, 587	DL- $\beta$ -tocotrienol	647	2,3,4-trinitrotoluene	590
2,3,4,8-TCDF	58, 587	DL- $\delta$ -tocotrienol	647	2,4,5-trinitrotoluene	590
2,3,6,7-TCDF	58, 587	DL- $\gamma$ -tocotrienol	647	2,4,6-trinitrotoluene	590
2,3,7,8-TCDF	58, 587	tokuthion (prothiofos)	61, 611	tripelennamine	575-576
3,4,6,7-TCDF	58, 587	toluene	36, 67-68, 70, 77, 80, 82, 121, 515, 583-585, 622-625, 629-630, 668, 670, 681, 688-689	triphenyl phosphate	61, 611
TCDFs	57, 588	toluene-d8	36, 67, 70, 622-624	triphenylene	35, 65, 72, 596, 614-615, 631
2,4,5,6-TCMX	43	<i>o</i> -toluidine	619	triprolidine	579
tebuthiuron	51, 627	2,4,5-TP (Silvex) methyl ester	595	undecane	116, 541, 676
temazepam	575-576	trazodone	575-576	<i>n</i> -undecane	75, 585, 670
TEPP	61, 611	triallate	492	1-undecanol	30
terbufos	61, 492, 611	triazolam	575-576	unleaded gasoline	648, 671
<i>p</i> -terphenyl-d14	33, 64, 66, 492, 613, 617-619	2,4,6-tribromophenol	33, 66, 492, 617-619	valencene	635, 642
$\alpha$ -terpinene	634, 642	tributyl phosphate	61, 611	<i>n</i> -valeramide	88
$\gamma$ -terpinene	634, 642	tricaprin	76, 99, 655	<i>n</i> -valeric acid	641
terpinene-4-ol	634, 642	trichlorfon	61, 611	vanillin	84, 635, 644-645
$\alpha$ -terpineol	634-635, 642	1,2,3-trichlorobenzene	36, 67-68, 70, 515, 622-625	vinclozolin	51, 627
terpinolene	634, 642	1,2,4-trichlorobenzene	33, 36, 66-68, 70, 515, 583-584, 617-619, 622-625	vinyl acetate	36, 67, 70, 583-584, 622, 624
tetracaine	575-576	2,4,5-trichlorobiphenyl	595	vinyl chloride	36, 67-68, 70, 231, 515, 583-584, 622-625
tetrachloro- <i>m</i> -xylene	608	2,4,5-TP (Silvex) methyl ester	595	viridiflorol	634
2,3,5,6-tetrachloroaniline	51, 627	1,1,1-trichloroethane	36, 67-68, 70, 81-82, 515, 583-584, 622-625, 658, 680, 688-689	water	111, 685
1,2,3,5-tetrachlorobenzene	51, 627	1,1,2-trichloroethane	36, 67-68, 70, 515, 583-584, 622-625	<i>m</i> -xylene	36, 67-68, 70, 80, 515, 583-585, 622-625, 653, 670, 681, 688-689
1,2,4,5-tetrachlorobenzene	619	trichloroethene	36, 67-68, 70, 515, 622-625, 682	<i>o</i> -xylene	36, 67-68, 70, 80, 515, 583-585, 622-625, 653, 670, 681, 688-689
1,1,1,2-tetrachloroethane	36, 67-68, 70, 515, 622-625	trichloroethylene	82, 583-584, 653, 658, 682, 688-689	<i>p</i> -xylene	36, 67-68, 70, 77, 80, 515, 583-585, 622-625, 653, 668, 670, 681, 688-689
1,1,2,2-tetrachloroethane	36, 67-68, 70, 108, 515, 583-584, 605, 622-625, 687				
tetrachloroethene	36, 67-68, 70, 515, 583-584, 622-625				
tetrachloromethane	658				
tetrachloronitrobenzene	51, 627				

## Chromatogram Search Tool

Search by compound name,  
synonym, CAS #, or keyword

[www.restek.com/chromatograms](http://www.restek.com/chromatograms)



## Compound Index for LC Chromatograms

6-MAM	696	chlorfluazuron	714	ecgonine	696
acenaphthene	148, 159, 705, 707	(4-chloro-o-toloxyl)acetic acid	703	ecgonine methyl ester	696
acenaphthylene	148, 159, 705, 707	chloroxuron	714, 716	EDDP	697
acephate	714, 716	chlorpyrifos	714	edifenphos	714
acetaldehyde	160, 700	chlorpyrifos-methyl	714	epitestosterone	152, 698-699
acetaminophen	718	chlortoluron	714, 716	EPN	714
acetamidrid	714, 716	chrysenes	148, 159, 705-707	epoxiconazole	714, 716
acetic acid	708	cinidon-ethyl	714	estazolam	694
acetone	160, 700	citalopram	697	estradiol	152, 698
acibenzolar-s-methyl	714	citric acid	161, 533, 708	etaconazole	714
acifluorfen	703	clethodim	714, 716	ethiofencarb	714, 716
acrinathrin	714	clobazam	694	ethiofencarbsulfoxid	714
acrolein	160, 700	clofentezine	714, 716	ethion	714
AHD (1-aminohydantoin hydrochloride)	713	clomazone	714	ethiprole	714
alanycarb	714, 716	clonazepam	694, 697	ethofenprox	714
aldicarb	162, 714-716	clothianidin	714	ethofumesate	714, 716
aldicarb sulfone	162, 714-715	coecaethylene	696	ethoprophos	714
aldicarb sulfoxide	162, 714-716	cocaine	696	ethoxyquin	714
alprazolam	694	codeine	696-697	etoxazole	714, 716
AM-694	695	codeine phosphate	718	famoxadone	714
ametryn	714, 716	codeine-d3	697	fenamidone	714
7-amino clonazepam	694, 697	corticosterone	152, 698-699, 721	fenamiphos	714
7-amino flunitrazepam	694, 697	cortisol	152, 698	fenarimol	714
aminocarb	714, 716	crotonaldehyde	160, 700	fenazaquin	714
2-amino-4,6-dinitrotoluene	701	cyazofamid	714, 716	fenbuconazole	714, 716
4-amino-2,6-dinitrotoluene	701	cyclopenta[cd]pyrene	706	fenhexamid	714
amitraz	716	cycluron	714, 716	fenitrothion	714
amitriptyline	697	cymoxanil	714	fenoxycarb	714, 716
amoxicillin	720	cyproconazole	714, 716	fenpropimorph	714, 716
AMOZ (3-amino-5-morpholinomethyl-2-oxazolidinone)	713	cyrodinil	714, 716	fenpyroximate	714, 716
d5-AMOZ (3-amino-5-morpholinomethyl-2-oxazolidinone)	713	cyromazine	714	fentanyl	697
amphetamine	696	cytochrome c	693	fenthion	714
androstenedione	152, 698-699	2,4-D butoxyethyl ester	703	fenuron	714, 716
angiotensin I	693	2,4-D 2-ethylhexyl ester	703	fenuronil	716
angiotensin II, III	693	2,4-D	703	flonicamid	714
anthracene	148, 159, 705, 707	dalapon	703	fluazinam	714
AOZ (3-amino-2-oxazolidinone)	713	2,4-DB	703	flucarbazone	714
d4-AOZ (3-amino-2-oxazolidinone)	713	demeton-s-methyl	714	fludioxinil	714, 716
apomyoglobin	693	demeton-s-methylsulfon	714	flufenacet	714, 716
ascorbic acid	710	deoxycorticosterone	721	flufenoxuron	714
avermectin B1a	714	11-deoxycortisol	152, 698-699	flunitrazepam	694, 697
avermectin B1b	714	desalkylflurazepam	694	flumeturon	702, 714, 716
azoxystrobin	714, 716	deschlorobeclomethasone	719	fluranthene	148, 159, 705, 707
BDMC	162, 715	desethyl-atrazine	714	fluorene	148, 159, 705, 707
beclomethasone	719	desisopropylatrazine	714	fluopicolide	714
benalaxyl	714, 716	desmedipham	714	fluoxastrobin	714, 716
bendiocarb	714, 716	desmethylpirimicarb	714	fluquinconazole	714
benfuracarb	714, 716	dexamethasone	721	flurazepam	694
bentazon	703, 716	DHEA	152, 698-699	flusilazole	714, 716
benthiavalicarb	714	diazepam	694, 697	flutolanil	714
benthiavalicarb-isopropyl	714	diazepam-D5	694, 697	flutriafol	714, 716
benzaldehyde	160, 700	diazinon	714	fonophos	714
benzalkonium chloride-C12	719	dibenzo[a, h]anthracene	148, 159, 705-707	forchlorfenuron	714, 716
benzalkonium chloride-C14	719	dibenzo[a, e]pyrene	706	formaldehyde	160, 700
benzene	719	dibenzo[a, h]pyrene	706	formetanate	714, 716
benzo[a]anthracene	148, 159, 705-707	dibenzo[a, i]pyrene	706	fuferidazole	714
benzo[b]fluoranthene	148, 159, 705-707	dibenzo[a, l]pyrene	706	fumaric acid	161, 533, 708
benzo[j]fluoranthene	705-706	dicamba	703	furalaxyl	714, 716
benzo[k]fluoranthene	148, 159, 705-707	1,4-dichlorobenzene	703	furathiocarb	714
benzo[c]fluorene	706	3,5-dichlorobenzoic acid	703	furosemide	719
benzo[g]h]perylene	148, 159, 705-707	2,4-dichlorophenylacetic acid (2,4-DCAA)	703	gabapentin	697
benzo[a]pyrene	148, 159, 705-707	dichlorprop	703	glyburide	721
benzoic acid	718	dichlorvos	714	hexaconazole	714
benzoximate	714, 716	diclobutrazol	714, 716	hexaflumuron	714
benzoylcegonine	696	dicrotophos	714, 716	hexaldehyde	700
biphenyl	719	diethofencarb	714, 716	hexanal	700
bitertanol	714	difenoconazole	714, 716	hexanaldehyde	160
boldenone	152, 698-699	difenoxuron	714	hexythiazox	714
boscalid	714, 716	diflubenzuron	702, 704, 714, 716	HMX	701
bromazepam	694	2,4-dihydroxybenzoic acid	718	holo-transferrin	693
bromoxynil	716	2,5-dihydroxybenzoic acid	718	hydramethylnon	714
bromuconazole	714, 716	3,5-dihydroxybenzoic acid	718	hydrocodone	697
bufencarb	714	diltiazem	718	hydrocodone bitartrate	718
bupirimate	714, 716	dimethenamide	714	hydrocortisone	721
buprenorphine	697	dimethoate	714, 716	hydromorphone	697
buprofezin	714, 716	dimethomorph	714, 716	3-hydroxybenzoic acid	718
butafenacil	714, 716	2,5-dimethylbenzaldehyde	700	4-hydroxybenzoic acid	718
butocarbexim	714	dimoxystrobin	714, 716	3-hydroxycarbofuran	162, 715
butocarbeximsulfoxid	714	diniconazol	714	2-hydroxyethylflurazepam	694
butoxycarbexim	714, 716	3,5-dinitroaniline	701	$\beta$ -hydroxyethyltheophylline	721
butyraldehyde	160, 700	1,3-dinitrobenzene	701	25-hydroxyvitamin D3	152, 698
caffeine	721	1,4-dinitrobenzene	701	imazalil	714
carbanilide	716	2,4-dinitrotoluene	701	imazapyr	701
carbaryl	162, 714-716	2,6-dinitrotoluene	701	imibenconazol	714
carbazole	702	dinoseb	703	imidacloprid	714
carbendazim	714, 716	dinotefuran	714	indeno[1,2,3-cd]pyrene	148, 159, 705-707
carbetamide	714, 716	dioxacarb	714, 716	indoxacarb	714
carbofuran	162, 714-715	diphenylamin	714	loxynil	716
carboxin	714, 716	diquat	163, 704	ipconazole	714
carfentrazone-ethyl	714, 716	disulfoton	714	iprodon	714
cephalexin	720	diuron	702, 714, 716	iprovalicarb	714
cephaloridine	720	doxepin	697	irgarol	714
cephradine	720	doxepin-d3	697	isofenphos	714
chloramben	703			isoprocarb	714

isoprotruron.....	714	paclitaxel.....	714, 716	sulfamethoxy-pyridazine.....	711
isovaleraldehyde.....	700	paraquat.....	163, 704	sulfanilamide.....	145, 712
isoxaflutole.....	714	parathion-ethyl.....	714	sulfapyridine.....	145, 712
JWH-015.....	695	parathion-methyl.....	714	sulfaquinolaxaline.....	145, 711-712
JWH-018.....	695	paroxetine.....	697	sulfathiazole.....	145, 711-712
JWH-019.....	695	PCP.....	696	sulfentrazole.....	714
JWH-073.....	695	penconazole.....	714, 716	sulfisoxazole.....	145, 712
JWH-081.....	695	pencycuron.....	714	sulfotep-ethyl.....	714
JWH-200.....	695	penicillin V.....	720	sulprofos.....	714
JWH-250.....	695	pentachlorophenol.....	703	2,4,5-T butoxyethyl ester.....	703
kresoxim-methyl.....	714	PETN.....	701	2,4,5-T butyl ester.....	703
lactic acid.....	708	phenanthrene.....	148, 159, 705, 707	2,4,5-T.....	703
lenacil.....	714	phenethyl glucosinolate.....	708	tapentadol.....	697
leucine enkephalin.....	693	phenmedipham.....	714	tartaric acid.....	161, 533, 708
linuron.....	702, 714	phenthoate.....	714	tebuconazole.....	714, 716
lorazepam.....	694, 697	phenylalanine.....	692	tebufenozide.....	714, 716
lufenuron.....	714	phosmet.....	714	tebufenpyrad.....	714
malathion.....	714	phoxim.....	714	tebuthiuron.....	702, 714, 716
malic acid.....	161, 533, 708	phyloquinone.....	709	teflubenzuron.....	714
malonic acid.....	708	picloram.....	703	temazepam.....	694
MCPA.....	703	picoxystrobin.....	714, 716	tepraloxymid.....	714
MCPP.....	703	pinoxaden.....	714, 716	terbacil.....	714
MDMA.....	696	piperonyl butoxide.....	714, 716	terbufos.....	714
mandipropamid.....	714	pirimicarb.....	714, 716	terbumeton.....	714, 716
mecoprop.....	703	pirimicarb- desmethylformamido.....	714	terbutryn.....	714, 716
mefenacet.....	714	pirimiphos-ethyl.....	714	testosterone.....	152, 698-699
menadione.....	709	pregabalin.....	697	tetraconazole.....	714, 716
mepanipyrin.....	714	prochloraz.....	714, 716	tetryl.....	701
mepromil.....	714	profoxydim.....	714	THC.....	696
metaflumizone.....	714	progesterone.....	152, 698	THC-COOH.....	696
metalaxyl.....	714	17-OH-progesterone.....	152, 698	theobromine.....	721
metamitron.....	714	promecarb.....	714, 716	theophylline.....	721
metconazole.....	714	promethazine.....	697	thiabendazole.....	714, 716
methabenzthiazuron.....	714, 716	prometon.....	714, 716	thiacloprid.....	714, 716
methacrolein.....	160, 700	prometryn.....	714, 716	thiamethoxam.....	714, 716
methadone.....	697	propachlor.....	714	thiamin.....	710
methamidophos.....	714, 716	propamocarb.....	714, 716	thiazuron.....	702, 714
methamphetamine.....	696	propanil.....	702	thiobencarb.....	714, 716
meth enkephalin.....	693	propargite.....	714, 716	thiofanox.....	714
methiocarb.....	162, 714-716	propazine.....	714	thiofanoxsulfon.....	714
methomyl.....	162, 714-716	propham.....	714	thiofanoxsulfoxid.....	714
methoprottryne.....	714, 716	propiconazole.....	714, 716	thiophanate methyl.....	714, 716
methoxyfenozide.....	714, 716	propionaldehyde.....	160, 700	$\alpha$ -tocopherol.....	709
5-methylchrysene.....	706	propoxur.....	162, 714-716	$\alpha$ -tocopherol acetate.....	709
methyl ethyl ketone.....	160, 700	propoxycarbazon.....	714	tolclofos-methyl.....	714
1-methylnaphthalene.....	148, 159, 705, 707	prosulfofcarb.....	714	m-tolualdehyde.....	160, 700
2-methylnaphthalene.....	148, 159, 705, 707	prothioconazole.....	714, 716	o-tolualdehyde.....	700
methyltestosterone.....	152, 698	py cinerin i.....	714	p-tolualdehyde.....	700
metobromuron.....	714, 716	py cinerin ii.....	714	toluene.....	719
metolachlor.....	714	pymetrozin.....	714	topramezone.....	714
metoxuron.....	714	pyracarbolid.....	714, 716	2,4,5-TP (Silvex).....	703
metribuzin.....	714	pyraclostrobin.....	714, 716	tralkoxydim.....	714
mevinphos.....	714	pyrazophos.....	714	trenbolone.....	152, 698
mexacarbate.....	714, 716	pyrene.....	148, 159, 705, 707	triadimefon.....	714, 716
midazolam.....	694	pyrethrin i.....	714	triadimenol.....	714
milbemectin A3.....	714	pyrethrin ii.....	714	triamcinolone.....	721
milbemectin A4.....	714	pyridaben.....	714, 716	triazolam.....	694
molinate.....	714	pyridaphenthion.....	714	tricyclazole.....	714, 716
monocrotophos.....	714, 716	pyridoxine.....	710	trifloxystrobin.....	714, 716
monolinuron.....	714	pyrimethanil.....	714	triflumizole.....	714, 716
monuron.....	702, 714	pyriproxyfen.....	714, 716	triflumuron.....	714, 716
morphine.....	696-697	quinalphos.....	714	1,3,5-trinitrobenzene.....	701
morphine sulfate.....	718	quinic acid.....	161, 533, 708	2,4,6-trinitrotoluene.....	701
myclobutanil.....	714, 716	quinoxifen.....	714	triticonazole.....	714, 716
N,N'-bis-(chlorobenzyl)urea.....	704	RDX.....	701	tryptophan.....	692
N-desmethylflunitrazepam.....	694	all-trans-retinol.....	709	tyrosine.....	692
mandrolone.....	152, 698	riboflavin.....	710	uniconazole.....	714, 716
naphthalene.....	148, 159, 705, 707, 719	ribonuclease A.....	693	uracil.....	721
neburon.....	714, 716	rotenone.....	714, 716	val-4-angiotensin III.....	693
nicardipine.....	718	salicylic acid.....	718	val-tyr.....	693
nicotinamide.....	710	SC (semicarbazide).....	713	val-tyr-val.....	693
nifedipine.....	718	secbumeton.....	714, 716	valeraldehyde.....	160, 700
nitenpyram.....	714	sertraline.....	697	vamidothion.....	714, 716
nitrazepam.....	694	siduron.....	702, 714, 716	verapamil.....	718
nitrobenzene.....	701	Silvex.....	703	vitamin A.....	709
nitroglycerin.....	701	simetryne.....	714, 716	vitamin B1.....	710
4-nitrophenol.....	703	spinosyn A.....	714, 716	vitamin B2.....	710
2-nitrotoluene.....	701	spinosyn D.....	714	vitamin B3.....	710
3-nitrotoluene.....	701	spirodiclofen.....	714	vitamin B6.....	710
4-nitrotoluene.....	701	spiroresifen.....	714	vitamin D2.....	709
norbuprenorphine.....	697	spiroxamine.....	714, 716	vitamin D3.....	709
nordiazepam.....	694	stanozolol.....	152, 698	vitamin E.....	709
nortriptyline.....	697	succinic acid.....	708	vitamin E acetate.....	709
novaluron.....	714	Sudan I.....	715	vitamin K1.....	709
noviflumuron.....	716	Sudan II.....	715	vitamin K3.....	709
nuarimol.....	714	Sudan III.....	715	WIN 48098.....	695
omethoate.....	714, 716	Sudan IV.....	715	WIN 55212-2.....	695
oxadixyl.....	714, 716	sulfachlorpyridazine.....	145, 711-712	zolpidem.....	697
oxamyl.....	162, 714-716	sulfadiazine.....	145, 711-712	zopiclone.....	697
oxycodone.....	697	sulfadimethoxine.....	145, 711-712	zoxamide.....	714, 716
oxycodone HCl.....	718	sulfadoxine.....	145, 712		
oxydemeton-methyl.....	714	sulfamerazine.....	145, 711-712		
oxymorphone.....	697	sulfamethazine.....	145, 711-712		
oxytocin.....	692	sulfamethoxazole.....	711		

## Compound Index for Reference Standards

22:6(all- <i>cis</i> -4,7,10,13,16,19).....	529	amobarbital.....	440, 452	benzo[j]fluoranthene.....	473
acenaphthene.....	440, 458, 473-474, 498-500, 502, 504-506, 525, 558, 563-565, 567	amphetamine.....	453	benzo[k]fluoranthene.....	441, 473-474, 497-498, 500, 502, 505-506, 563-565, 567
acenaphthene-d10.....	475, 491, 496, 499, 503	d-amphetamine.....	440, 452	benzo[ghi]perylene.....	441, 473-474, 497-498, 500, 502, 505-506, 563-565, 567
acenaphthylene.....	440, 458, 473-474, 497-498, 500, 502, 505-506, 558, 563-565, 567	<i>n</i> -amyl acetate.....	457, 520	benzo[a]pyrene.....	441, 473-474, 497-498, 500, 502, 505-506, 525, 563-565, 567
acenaphthylene-d8.....	507	<i>tert</i> -amyl alcohol.....	440, 482, 521	benzo(a)pyrene-d12.....	507
acephate.....	490, 526	<i>tert</i> -amyl ethyl ether.....	440, 482, 512, 514, 520-521	benzoguanamine.....	441, 535
acetaldehyde.....	451	<i>tert</i> -amyl methyl ether.....	440, 482, 512, 514, 520-521, 561	benzoic acid.....	441, 501, 506, 533
acetaldehyde-DNPH.....	457, 480	$\alpha$ -amylcinnamaldehyde.....	534	benzoylarginine.....	441, 452
acetaldehyde-2,4-DNPH.....	440, 457	$\alpha$ -amylcinnamic alcohol.....	534	benzophetamine.....	441, 453
acetaminophen.....	550	5- $\alpha$ -androstane.....	440, 458, 559-560, 563	benzyl alcohol.....	449, 500, 502, 506, 534
acetic acid.....	532	4-androstene-3,17-dione.....	470	benzyl benzoate.....	441, 494, 534
acetochlor.....	440, 492, 496-497, 535	aniline.....	440, 448, 500-501	benzyl butyl phthalate.....	494, 497-498, 500, 505
acetochlor ESA sodium salt.....	440, 466	anthracene.....	440, 473-474, 497-498, 500, 502, 505-506, 525, 536, 563-565, 567	benzyl chloride.....	420, 472, 518
acetochlor OA.....	440, 466	anthracene-d10.....	440, 496, 507	benzyl cinnamate.....	534
acetone.....	420, 440, 448-449, 451, 480, 512-513, 518, 523	antifoam agent for purge-and-trap.....	440, 510, 512	benzyl salicylate.....	533-534
acetone-DNPH.....	457, 480	aprobarbital.....	440, 452	$\alpha$ -BHC.....	441, 484-489, 494, 497, 501, 506, 532
acetone-2,4-DNPH.....	457	Aramite.....	440, 501-502	$\beta$ -BHC.....	441, 484-489, 494, 497, 501, 506, 532
acetonitrile.....	440, 451, 520, 551, 553	argon.....	422-423	$\delta$ -BHC.....	441, 484-486, 488-489, 494, 497, 501, 506
acetophenone.....	440, 501-502, 505	Aroclor 1016.....	440, 485, 489, 494-495, 540	$\alpha$ -BHC-d6.....	537
2-acetylaminofluorene.....	501	Aroclor 1221.....	440, 485, 489, 494-495, 540	$\gamma$ -BHC.....	441, 483-489, 494, 497, 501, 506, 508, 532
acetylene.....	421, 423	Aroclor 1232.....	440, 485, 489, 494-495, 540	BHT.....	536, 539-541, 550
acifluorfen.....	440, 466-469	Aroclor 1242.....	440, 485, 489, 494-495, 540	bifenthrin.....	491, 537
acifluorfen methyl ester.....	440, 466-468	Aroclor 1248.....	440, 485, 489, 494-495, 540	biodiesel.....	442, 458, 539, 556, 559
acrolein.....	420, 440, 480, 516, 521	Aroclor 1254.....	440, 485, 489, 494-495, 540	biphenyl.....	449, 501, 505
acrolein-DNPH.....	457, 480	Aroclor 1260.....	440, 485, 489, 494-495, 540	bis(2-ethoxyethyl)phthalate.....	494
acrolein-2,4-DNPH.....	457	Aroclor 1262.....	440, 495	bis(2-methoxyethyl)phthalate.....	494
acrylamide.....	440	Aroclor 1268.....	440, 495	bis(2- <i>n</i> -butoxyethyl)phthalate.....	494
acrylonitrile.....	419-420, 440, 463, 480, 513, 516, 519-520, 526	atrazine.....	440, 470, 483-485, 489, 491-492, 497, 501, 505, 525, 535, 537	bis(2-chloroethoxy)methane.....	465, 471, 498, 500, 502, 505-506
alachlor.....	440, 470, 483-485, 489, 492, 496-497, 525, 535	aviation gas.....	440, 475, 556	bis(2-chloroethyl)ether.....	465, 471, 498, 500, 502, 505-506
alachlor ESA sodium salt.....	440, 466	azinphos-methyl.....	490, 525-526	bis(2-chloroethyl)ether-d8.....	507
alachlor OA.....	440, 466	azobenzene.....	440, 500, 502	bis(2-chloroisopropyl)ether.....	465, 471, 498, 500, 502, 505-506
aldicarb.....	483, 525	azoxystrobin.....	537	bis(2-ethylhexyl)adipate.....	441, 494, 497, 500
aldicarb sulfone.....	483	barbital.....	440, 452	bis(2-ethylhexyl)phthalate.....	441, 448-449, 494, 497-498, 500, 502, 505-506, 508
aldicarb sulfoxide.....	483	BDMC.....	441, 483	bis(4-methyl,2-pentyl)phthalate.....	494
aldrin.....	440, 484-486, 488-489, 494, 497, 501, 506, 532	bendiocarb.....	483, 525	bisphenol A.....	550
allyl alcohol.....	457, 519	bentazon.....	440, 466-469	bolstar.....	490
allyl chloride.....	420, 440, 513-514, 518, 520	bentazon methyl ester.....	466-468	bromacil.....	483, 489, 491, 497
4-allylanisole.....	534	benzaldehyde.....	440, 449, 501, 505	bromazepam.....	441, 452
alprazolam.....	440, 452	benzaldehyde-DNPH.....	457, 480	4-bromo-3,5-dimethylphenyl-N-methylcarbamate.....	441, 483
ametryne.....	489, 497	benzaldehyde-2,4-DNPH.....	457	1-bromo-4-fluorobenzene.....	418, 441, 483, 512, 514
4-aminobiphenyl.....	501	benzene.....	418-421, 423, 440, 449, 458, 463-464, 471-472, 508-526, 542-543, 551-553, 558-559, 561-565, 567	bromobenzene.....	441, 472, 510-514, 520
2-amino-4,6-dinitrotoluene.....	440, 453, 461-462	benzene-d6.....	440, 510, 522	2-bromobutanoic acid.....	441, 465
4-amino-2,6-dinitrotoluene.....	440, 453, 461-462	benzidine.....	441, 447, 457, 500-501, 506-507	2-bromobutyrate.....	441, 465
aminomethyl phosphonic acid (AMPA).....	440, 469	benzo[a]anthracene.....	441, 473-474, 497-498, 500, 502, 505-506, 563-565, 567	bromochloroacetic acid.....	465
amiodarone.....	453	benzo[b]fluoranthene.....	441, 473-474, 497-498, 500, 502, 505-506, 563-565, 567	bromochloroacetonitrile.....	460, 483
amitriptyline.....	449			2-bromochlorobenzene.....	441, 510
ammeline.....	440, 535			4-bromochlorobenzene.....	441, 510
ammeline.....	440, 535				
ammonium picrate.....	440, 453, 462				

## Searching Online for Reference Standards?



### Find a Specific Compound

Enter a compound name, synonym, or CAS # in our **Reference Standards Search Tool**.

[www.restek.com/reference](http://www.restek.com/reference)

### Find Specific Documentation

Locate MSDSs, Certificates, & Datapacks by cat. # or lot # with our **Reference Standards Documentation Search**.

[www.restek.com/documents](http://www.restek.com/documents)



## Compound Index for Reference Standards

1-bromo-2-chloroethane.....	441, 510, 518
bromochloromethane.....	418, 441, 471, 510-512, 514-517, 520, 522, 524
2-bromo-1-chloropropane.....	441, 471, 510, 516-518
bromodichloroacetic acid.....	465
bromodichloromethane.....	420, 441, 460, 471-472, 483, 509-514, 516-518, 520, 523-524
4-bromofluorobenzene.....	418, 441, 447, 464, 471-472, 510, 512, 516, 518-519, 521-522, 559
bromoform.....	420, 441, 460, 471-472, 483, 509-514, 516-520, 522-524
bromomethane.....	419-420, 441, 463, 472, 510-512, 514, 516-518, 520, 523-524
2-bromonaphthalene.....	474, 563
1-bromo-2-nitrobenzene.....	441, 490
4-bromophenyl phenyl ether.....	465, 471, 498, 500, 502, 505-506
2-bromopropionic acid.....	441, 465
bromoxynil.....	469, 525
butabarbital.....	441, 452
butachlor.....	489, 497
butachlor ESA sodium salt.....	441, 466
1,3-butadiene.....	419-420, 422-423, 441, 463, 514, 526, 563
butalbital.....	441, 452
butane.....	423
n-butane.....	421-423
1,2-butanediol.....	447-448
1,4-butanediol.....	441, 453
2,3-butanediol.....	448
(s)-(-)-1,2,4-butanetriol.....	441, 539
1-butanol.....	441
tert-butanol.....	441, 451, 482, 514, 521, 542
tert-butanol-d9.....	441, 482, 521
2-butanone.....	420, 441, 448, 480, 508, 512-513, 518, 521, 523
2-butanone-d5.....	522
1-butene.....	421-423
cis-2-butene.....	421-423
trans-2-butene.....	421-423
tert-1-butyl-3,5-dimethylbenzene.....	542-543
sec-butyl-4,6-dinitrophenol.....	493
butyl acetate.....	457, 520
n-butyl acetate.....	457, 520
tert-butyl alcohol.....	482, 512, 520, 561
butylate.....	489, 497
n-butylbenzene.....	510-514, 520, 541-543
sec-butylbenzene.....	510-514, 520, 542-543
tert-butylbenzene.....	510-514, 520, 542-543
butyl benzyl phthalate.....	494, 502, 506
butylcyclohexane.....	420, 563
n-butylcyclohexane.....	562
tert-butyl disulfide.....	448
1-tert-butyl-4-ethylbenzene.....	542-543
1-tert-butyl-2-methylbenzene.....	542-543
butylin trichloride.....	482
n-butyraldehyde-DNPH.....	457, 480
n-butyraldehyde-2,4-DNPH.....	457
butyric acid.....	532
γ-butyrolactone (GBL).....	441, 453
nC10-FAME.....	448
C10:0.....	529
nC11-FAME.....	448
C11:0.....	529
nC12-FAME.....	448
C12:0.....	529
C13.....	529
C14:0.....	529
C14:0 (methyl myristate).....	529
C14:1 (methyl myristoleate).....	529
C14:1 (cis-9).....	529
C15:0.....	529
C15:1 (cis-10).....	529
C16:0.....	529
C16:0 (methyl palmitate).....	529
C16:1 (methyl palmitoleate).....	529
C16:1 (cis-9).....	529
C17:0.....	529
C17:1 (cis-10).....	529
C18:0.....	529
C18:0 (methyl stearate).....	529
C18:1 (methyl oleate).....	529
C18:1 (methyl vaccenate).....	529
C18:1 (cis-9).....	529
C18:1 (trans-9).....	529
C18:2 (methyl linoleate).....	529
C18:2 (all-cis-9,12).....	529
C18:2 (all-trans-9,12).....	529
C18:3 (methyl linolenate).....	529
C18:3 (all-cis-6,9,12).....	529
C18:3 (all-cis-9,12,15).....	529
C20:0.....	529
C20:0 (methyl arachidate).....	529
C20:1 (methyl 11-eicosenoate).....	529
C20:1 (cis-11).....	529
C20:2 (methyl 11,14-eicosenoate).....	529
C20:2 (all-cis-11,14).....	529
C20:3 (methyl 11,14,17-eicosenoate).....	529
C20:3 (all-cis-11,14,17).....	529
C20:3 (all-cis-8,11,14).....	529
C20:4 (methyl arachidonate).....	529
C20:4 (all-cis-5,8,11,14).....	529
C20:5 (methyl eicosapentaenoate).....	529
C20:5 (all-cis-5,8,11,14,17).....	529
C21:0.....	529
C22:0.....	529
C22:0 (methyl behenate).....	529
C22:1 (methyl erucate).....	529
C22:1 (cis-13).....	529
C22:2 (all-cis-13,16).....	529
C22:6 (methyl docosahexaenoate).....	529
C22:6 (all-cis-4,7,10,13,16,19).....	529
C23:0.....	529
C24:0.....	529
C24:0 (methyl lignocerate).....	529
C24:1 (methyl nervonate).....	529
C24:1 (cis-15).....	529
C4:0.....	529
C6:0.....	529
C8:0.....	529
caffeine.....	441, 449, 453, 550
camphor.....	534
cannabichromene.....	441, 452
cannabidiol.....	441, 452
cannabigerol.....	441, 452
cannabinol.....	441, 452
ε-caprolactam.....	441, 501, 505
carbamazepine.....	550
carbaryl.....	483, 525, 537
carbazole.....	441, 491, 500, 505-506
carbofuran.....	483, 525
carbon dioxide.....	422-423
carbon disulfide.....	420, 441, 513-514, 518, 520, 523-524
carbon monoxide.....	422-423
carbon tetrachloride.....	418-420, 441, 460, 471-472, 483, 508-516, 518, 520-524, 551, 553
carbonyl sulfide.....	421
carboxin.....	489, 497
chloral hydrate.....	441, 460, 483
chloramben.....	466-469
chloramben methyl ester.....	466-468
chlordan.....	441, 485-486, 489, 491, 494, 508
cis-chlordan.....	441, 484-486, 488-489, 497, 501, 532
trans-chlordan.....	441, 484-489, 497, 501, 532
chlordiazepoxide.....	441, 452
1-chloro-4-fluorobenzene.....	441, 464, 559
chloroacetonitrile.....	513
4-chloroaniline.....	441, 500-501, 505-507
4-chloroaniline-d4.....	507
chlorobenzene.....	418-420, 441, 448, 471-472, 479, 508-514, 516, 518-524, 551, 553, 561
chlorobenzene-d5.....	418, 441, 510, 514, 519, 522
chlorobenzilate.....	441, 484, 497, 501-502
2-chlorobiphenyl.....	495, 497
1-chlorobutane.....	513-514
chlorodibromoacetic acid.....	465
chlorodibromomethane.....	513
chlorodifluoromethane.....	514-514
chloroethane.....	420, 441, 463, 472, 510-512, 516-518, 520, 523-524
chloroethane-d5.....	522
2-chloroethanol.....	441, 457, 519-520
2-chloroethyl vinyl ether.....	441, 471-472, 516, 518, 520
1-chloro-2-fluorobenzene.....	441, 510
1-chloro-3-fluorobenzene.....	510, 518
chloroform.....	418-420, 441, 460, 463, 471-472, 483, 508-518, 520-521, 523-524, 526, 551-553
chloroform-d.....	522
chloromethane.....	419-420, 441, 463, 472, 510-512, 514, 516-520, 523-524
4-chloro-3-methylphenol.....	493, 498-501, 503, 505-506
1-chloronaphthalene.....	501
2-chloronaphthalene.....	441, 471, 498, 500, 502, 505-506
chloroneb.....	484, 497
4-chloro-3-nitrobenzotrifluoride.....	441, 490
1-chlorooctadecane.....	441, 458, 479, 559, 563, 566
1-chlorooctane.....	441, 464, 479, 559, 566
2-chlorophenol.....	448, 493, 498-501, 503, 505-506
2-chlorophenol-d4.....	493, 503, 507
4-chlorophenol.....	448
4-chlorophenyl phenyl ether.....	465, 471, 498, 500, 502, 505-506
chloropicrin.....	460, 483
chloroprene.....	441, 520-521
3-chloropropene.....	419
chlorothalonil.....	484, 497, 537
2-chlorotoluene.....	510-514, 520
4-chlorotoluene.....	510-514, 520
chlorpropham.....	489, 497
chlorpyrifos.....	441, 484, 489-492, 497, 525-526, 532, 535, 537
chlorpyrifos methyl.....	532, 537
chrysene.....	441, 473-474, 497-498, 500, 502, 505-506, 525, 563-565, 567
chrysene-d12.....	475, 491, 496, 499, 503
1,8-cineole.....	533-534
cinnamal.....	534
trans-cinnamaldehyde.....	533
cinnamyl acetate.....	533
cinnamyl alcohol.....	533-534
ciprofloxacin.....	550
citral.....	534
citric acid.....	533
citronellol.....	534
clobazam.....	441, 452
clonazepam.....	441, 452
coca ethylene.....	441, 452
cocaine.....	441, 452
codeine.....	441, 452-453
continine.....	441, 453
corn oil.....	448-449, 508
coumaphos.....	490
coumarin.....	534
creosote oil.....	441, 475, 556
o-cresol.....	493
crotonaldehyde-DNPH.....	457, 480
crotonaldehyde-2,4-DNPH.....	457
cyanazine.....	441, 470, 483-484, 489, 492, 497, 525, 535
cyanuric acid.....	441, 535
cycloate.....	489, 497
cyclohexane.....	420-421, 441, 523-524, 542-543, 551, 553, 563
cyclopentane.....	421, 542-543
cyclopropane.....	422
cyprodinil.....	537
2,4-D.....	441, 466-469, 508, 525
2,4-D methyl ester.....	441, 466-468
dacthal.....	441, 484, 497
dalapon.....	441, 465-469
dalapon methyl ester.....	441, 465-468
2,4-DB.....	441, 466-469
2,4-DB methyl ester.....	466-468
DCAA methyl ester.....	466
DCPA.....	466-468, 484, 497
DCPA diacid.....	441
DCPA methyl ester (dacthal).....	466-468
2,4-DDD.....	537
2,4'-DDD.....	441
4,4'-DDD.....	441, 484-486, 488-489, 494, 497, 501, 506, 532
2,4'-DDE.....	441
4,4'-DDE.....	441, 484-489, 494, 497, 501, 506, 532
2,4'-DDT.....	441, 532
4,4'-DDT.....	441, 447, 484-489, 494, 497, 500-501, 506, 532
decachlorobiphenyl.....	442, 484, 486-487, 489, 496
decafluorobiphenyl.....	442, 473, 483, 496
decafluorotriphenylphosphine (DFTPP).....	442, 447, 497, 500, 504
decane.....	447-448, 542-543
n-decane.....	420-421, 442, 454, 474, 478-479, 525, 527, 541-542, 555, 559-567
1-decene.....	542-543
demeton-O.....	490
demeton-S.....	490
demeton-S-methyl.....	490, 526
desethyl-atrazine.....	442, 470, 492, 526, 535
desisopropylatrazine.....	442, 470, 492, 535
dextromethorphan HBr monohydrate.....	442, 452
di-nonyl phthalate.....	494
diallate.....	501-502
diazepam.....	442, 452-453
d5-diazepam.....	453
diazinon.....	489-490, 497, 525, 532



## Compound Index for Reference Standards

dibenzo[a,h]acridine.....	473	2,3-dichloropropionic acid.....	442, 465	2,6-dinitrotoluene.....	442, 453, 461-462, 471, 497-498, 500, 502, 505-506
dibenzo[a]acridine.....	473, 501	dichlorotetrafluoroethane.....	419	3,4-dinitrotoluene.....	442, 453, 461-462
dibenzo[a,h]anthracene.....	442, 473-474, 497-498, 500, 502, 505-506, 563-565, 567	1,2-dichlorotetrafluoroethane.....	419-420, 442, 521	dinoseb.....	442, 466-469, 493, 501, 525
7H-dibenzo(c,g)carbazole.....	473	dichlorprop.....	442, 466-469	dinoseb methyl ester.....	442, 466-468
dibenzofuran.....	500, 502, 505-506	dichlorprop methyl ester.....	442, 466-468	di- <i>n</i> -octyl phthalate.....	442, 494, 497-498, 500, 502, 505-506
dibenzo[a,e]pyrene.....	473	dichlorvos.....	489-490, 497, 526, 532, 537	diolein (1,3-di[ <i>cis</i> -octadecanoyl]glycerol).....	442, 539
dibenzo[a,h]pyrene.....	473-474, 563	diclofenac.....	550	1,4-dioxane.....	420, 442, 481, 501, 518, 520, 551-553
dibenzo[a,i]pyrene.....	473	diclofop methyl.....	469, 525	1,4-dioxane-d8.....	442, 475, 481, 499, 503, 519
dibenzyl phthalate.....	494	dicyclohexylamine.....	448	dipentyl phthalate.....	494
dibromoacetic acid.....	465	dieldrin.....	442, 484-489, 494, 497, 501, 506, 532	diphenamid.....	489, 497
dibromoacetonitrile.....	460, 483	diesel.....	442, 458-459, 539, 544, 556, 559	diphenyl isophthalate.....	494
4,4'-dibromobiphenyl.....	442, 484, 496	diesel fuel #2.....	442, 454-455, 458-459, 527, 556	diphenyl phthalate.....	494
dibromochloromethane.....	420, 442, 460, 471-472, 483, 509-512, 514, 516, 518, 520, 523-524	diesel fuel #2 composite.....	442, 458-459, 479, 527, 555, 560, 566	diphenylamine.....	498, 500-501, 505
1,2-dibromo-3-chloropropane.....	442, 460, 472, 483, 510-514, 518, 520, 523-524	diethanolamine.....	447-448	diphenyl ether.....	501
1,2-dibromoethane.....	419-420, 442, 460, 472, 483, 510-514, 518, 520, 522-524, 564-565	1,2-diethylbenzene.....	542-543	1,2-diphenylhydrazine.....	442, 502
dibromofluoromethane.....	442, 519	<i>p</i> -diethylbenzene.....	421	diphenyltin dichloride.....	482
dibromomethane.....	442, 472, 510-514, 518, 520	diethylene glycol.....	549	diquat dibromide.....	469
4,4'-dibromooctafluorobiphenyl.....	442, 466, 468, 496	diethylenetriamine.....	447-448	disulfoton.....	489-490, 497, 501-502
2,3-dibromopropionic acid.....	442, 465	diethyl ether (ethyl ether).....	442, 448, 513-514, 520	disulfoton sulfone.....	489, 497
2,5-dibromotoluene.....	442, 562	3,3'-diethylpentane.....	542-543	diuron.....	442, 491
di- <i>n</i> -butyl phthalate.....	494, 497-498, 500, 502, 505-506	diethyl phthalate.....	494, 497-498, 500, 502, 505-506	<i>n</i> -docosane.....	448, 474, 527, 560-565, 567
diethylchlorandate.....	442, 487-488	diflubenzuron.....	491	dodecane.....	447, 542-543
dibutyltin dichloride.....	482	1,4-difluorobenzene.....	418, 442, 471, 510, 514, 518-519, 522	<i>n</i> -dodecane.....	420-421, 447-448, 454, 474, 478, 522, 525, 527, 541, 555, 560-567
dicamba.....	442, 466-469, 525	di- <i>n</i> -hexyl phthalate.....	494	2-dodecanol.....	448
dicamba methyl ester.....	442, 466-468	diisopropyl ether.....	442, 482, 512, 514, 520-521, 561	<i>n</i> -dotriacontane.....	525, 527, 541, 561-562, 564
dichloroacetic acid.....	465	dimethachlor ESA sodium salt.....	442, 466	doxepine.....	453
dichloroacetonitrile.....	460, 483	dimethamid.....	492, 535	d5-doxepine.....	453
1,2-dichlorobenzene.....	420, 442, 448, 471-472, 498, 500, 502, 506, 509-514, 516-518, 520, 523-524, 561	dimethoate.....	490-491, 501-502, 525-526	ecgonine.....	442, 452
1,2-dichlorobenzene-d4.....	442, 503, 510, 512, 514, 522	1,2-dimethoxyethane.....	442, 551, 553	EDDP perchlorate.....	442, 452
1,3-dichlorobenzene.....	420, 442, 471-472, 498, 500, 502, 506, 510-514, 516-518, 520, 523-524, 561	3,7-dimethyl-7-hydroxyoctanal.....	533-534	EGDN.....	442, 453, 462
1,4-dichlorobenzene.....	420, 442, 471-472, 498-500, 502, 504, 506, 508-514, 516-518, 520-524, 561	N,N-dimethylacetamide.....	442, 551, 553	<i>n</i> -eicosane.....	448, 454, 474, 527, 541, 560-565, 567
1,4-dichlorobenzene-d4.....	475, 496, 499, 503, 514, 519, 522	<i>p</i> -dimethylaminoazobenzene.....	501	endosulfan I.....	442, 484-489, 494, 497, 501, 506
<i>m</i> -dichlorobenzene.....	418-419	2,6-dimethylaniline.....	447-448	$\alpha$ -endosulfan (I).....	532
<i>o</i> -dichlorobenzene.....	418-419	2,5-dimethylbenzaldehyde-DNPH.....	457, 480	endosulfan II.....	442, 484-486, 488-489, 494, 497, 501, 506
<i>p</i> -dichlorobenzene.....	418-419	3,3'-dimethylbenzidine.....	457, 501, 507	$\beta$ -endosulfan (II).....	532
3,3'-dichlorobenzidine.....	442, 457, 501, 505-507	7,12-dimethylbenzo(a)anthracene.....	501	endosulfan sulfate.....	442, 484-489, 494, 497, 501, 506, 532, 537
3,5-dichlorobenzoic acid methyl ester.....	442, 465-468	2,2-dimethylbutane.....	421, 423	endrin.....	442, 483-489, 494, 497, 501, 506, 508, 532
3,5-dichlorobenzoic acid.....	442, 465-469	2,3-dimethylbutane.....	421, 542-543	endrin aldehyde.....	483-486, 488-489, 494, 497, 501, 506
2,3-dichlorobiphenyl.....	495, 497	<i>cis</i> -1,2-dimethylcyclohexane.....	542-543	endrin ketone.....	442, 483, 485-489, 497, 501, 506
4,4'-dichlorobutane.....	442, 471, 510, 516-517	<i>trans</i> -1,2-dimethylcyclohexane.....	542-543	EPN.....	490
<i>cis</i> -1,4-dichloro-2-butene.....	442, 513, 518, 520	<i>trans</i> -1,4-dimethylcyclohexane.....	542-543	EPTC.....	489, 492, 497, 535
<i>trans</i> -1,4-dichloro-2-butene.....	442, 513, 518, 520	<i>trans</i> -1,3-dimethylcyclopentane.....	542-543	equilin.....	470
dichlorodifluoromethane.....	419-420, 442, 463, 472, 510-512, 514, 517-518, 520, 523	<i>cis</i> -1,3-dimethylcyclopentane.....	542-543	erbium perchlorate.....	449
1,1-dichloroethane.....	418-420, 442, 471-472, 510-516, 518-520, 523-524	<i>trans</i> -1,2-dimethylcyclopentane.....	542-543	erucamide.....	536, 539-541, 550
1,2-dichloroethane.....	418-420, 442, 463, 471-472, 508-518, 520-524, 526, 551, 553, 564-565	dimethylchlorosilane.....	442, 446	erythromycin.....	550
1,2-dichloroethane-d4.....	442, 510, 519, 522	1,2-dimethyl-3-ethylbenzene.....	542-543	esbiol.....	491
1,1-dichloroethene.....	418-420, 442, 471-472, 508-514, 516, 518-524, 551, 553	1,2-dimethyl-4-ethylbenzene.....	542-543	esfenvalerate.....	491
<i>cis</i> -1,2-dichloroethene.....	419-420, 442, 509-514, 520, 523-524, 551, 553	1,3-dimethyl-2-ethylbenzene.....	542-543	17-beta-estradiol.....	470, 550
<i>trans</i> -1,2-dichloroethene.....	420, 442, 471-472, 509-518, 520, 523-524, 551	1,3-dimethyl-5-ethylbenzene.....	542-543	estriol.....	470
1,1-dichloroethene-d2.....	522	1,4-dimethyl-2-ethylbenzene.....	542-543	estrone.....	470, 550
<i>cis</i> -1,2-dichloroethylene.....	418, 442, 551	N,N-dimethylformamide.....	442, 551	ethalfluralin.....	492, 535
<i>trans</i> -1,2-dichloroethylene.....	442, 551	2,3-dimethylheptane.....	420, 542-543, 563	ethane.....	421-423
dichloromethane (also see methylene chloride).....	420, 463, 526	2,5-dimethylheptane.....	542-543	ethanol.....	420, 442, 448, 451, 457, 482, 519, 521, 542, 561
2,4-dichlorophenol.....	469, 493, 498, 500-501, 505-506, 525	3,3-dimethylheptane.....	542-543	ethanol (BAC).....	451
2,6-dichlorophenol.....	442, 493, 501	3,4-dimethylheptane.....	542-543	ethion.....	490, 526, 537
2,4-dichlorophenol-d3.....	507	3,5-dimethylheptane.....	542-543	ethioprop.....	489, 497
2,4-dichlorophenylacetic acid methyl ester.....	442, 466-468	2,2-dimethylhexane.....	542-543	ethiopropophos.....	490
2,4-dichlorophenylacetic acid (2,4-DCAA).....	442, 466-468	2,3-dimethylhexane.....	542-543	2-ethoxyethanol.....	442, 551
1,2-dichloropropane.....	418-420, 442, 448, 471-472, 509-514, 516, 518, 520, 522-524	2,4-dimethylhexane.....	542-543	ethyl acetate.....	420, 448, 451, 457, 520
1,3-dichloropropane.....	510-514, 520	2,5-dimethylhexane.....	542-543	ethyl acetylene.....	423
2,2-dichloropropane.....	442, 510-513, 520	1,3-dimethyl-2-nitrobenzene.....	491	ethylbenzene.....	418-421, 442, 449, 458, 463-464, 471-472, 509-514, 516-520, 522-525, 542-543, 551, 553, 558-559, 561-565, 567
1,2-dichloropropane-d6.....	522	2,2-dimethylheptane.....	542-543	ethylbenzene-d10.....	442, 510
1,1-dichloro-2-propanone.....	460, 480, 483, 512-513	2,3-dimethylheptane.....	420-421, 542-543, 563	ethylbenzene-d5.....	442, 510
1,1-dichloropropene.....	510-514, 520	2,4-dimethylheptane.....	421, 541-543	ethyl- <i>tert</i> -butyl ether.....	442, 482, 512, 514, 520-521, 561
<i>cis</i> -1,3-dichloropropene.....	418-420, 442, 471-472, 510-514, 516-518, 520, 522-524	3,3-dimethylpentane.....	542-543	ethyl butyrate.....	533
<i>trans</i> -1,3-dichloropropene.....	418-420, 442, 471-472, 510-514, 516-518, 520, 523-524	2,4-dimethylphenol.....	493, 498, 500-501, 505-506	ethyl chloride.....	418-419
1,3-dichloropropene-d4.....	522	2,4-dimethylphenol-3,5,6-d3.....	493	ethylcyclopentane.....	542-543
2,3-dichloropropionic acid methyl ester.....	442, 465	2,6-dimethylphenol.....	448	ethylene.....	421-423
2,2-dichloropropionic acid.....	441, 465-469	$\alpha,\alpha,\alpha$ -dimethylphenylamine.....	501	ethylenediamine.....	442
		2,2-dimethylpropane.....	423	ethylene glycol.....	442, 465, 479, 519, 549, 551, 561, 565
		dimethyl phthalate.....	494, 497-498, 500, 502, 505-506	ethylene oxide.....	442, 460, 552
		dimethyl phtalate-d6.....	507	3-ethylhexane.....	542-543
		dimethyl sulfide.....	421	2-ethylhexanoic acid.....	448
		4,6-dinitro-methylphenol-d2.....	507	ethyl mercaptan.....	421
		3,5-dinitroaniline.....	442, 453, 461-462	ethyl methacrylate.....	442, 480, 501, 513-514, 519-520
		1,2-dinitrobenzene.....	442, 453, 462, 500	ethyl methanesulfonate.....	501-502
		1,3-dinitrobenzene.....	442, 453, 461-462, 500, 502	1-ethyl-2-methylbenzene.....	542-543, 559
		1,4-dinitrobenzene.....	442, 462, 500	1-ethyl-3-methylbenzene.....	542-543, 559
		4,6-dinitro-2-methylphenol.....	498, 500-501, 505, 507	1-ethyl-4-methylbenzene.....	542-543, 559
		1,3-dinitrophenol.....	442, 493, 498, 500-501, 505-507	1-ethyl-1-methylcyclopentane.....	542-543
		2,4-dinitrotoluene.....	442, 453, 461-462, 471, 497-500, 502, 504-506, 508	3-ethylcyclopentane.....	542-543

3-ethylpentane	542-543	heptachlor	443, 483-486, 488-489, 494, 497, 501, 506, 508, 532	hydrogen	422-423
2-ethyltoluene	454	heptachlor epoxide	443, 483-486, 488-489, 494, 497, 501, 506, 508, 532	hydrogen sulfide	421
3-ethyltoluene	454	2,2',3,3',4,4',5'-heptachlorobiphenyl	495, 497	hydromorphone	443, 452
4-ethyltoluene	419-420	2,2',3,4,4',5,5'-heptachlorobiphenyl	443, 495-496, 526	3-hydroxycarbofuran	483
<i>m</i> -ethyltoluene	421, 464, 558	2,2',3,4,4',5',6'-heptachlorobiphenyl	495	hydroxycitronellal	533
<i>o</i> -ethyltoluene	421, 464, 558	2,2',3,4',5,5',6'-heptachlorobiphenyl	495	ibuprofen	550
<i>p</i> -ethyltoluene	421, 464, 558	heptadecane	476, 557	imazalil	537
17- $\alpha$ -ethynyl estradiol	470, 550	<i>n</i> -heptadecane	448, 541, 560, 564-565	imidacloprid	537
etridiazole	484, 489, 497	heptane	420, 464, 542-543, 558, 564-565	indeno[1,2,3- <i>cd</i> ]pyrene	443, 473-474, 497-498, 500, 502, 505-506, 563-565, 567
etrimphos	532	<i>n</i> -heptane	420-421, 448, 478, 525, 541-542, 563, 566	iodomethane	443, 513-514, 518, 520
eugenol	534	1-heptene	542-543	Irgafos	536, 539-541, 550
famphur	501-502	<i>cis</i> -2-heptene	542-543	Irganox	536, 539-541, 550
famesol	534	<i>trans</i> -2-heptene	542-543	isobutane	421-423
fenamiphos	489, 497	<i>cis</i> -3-heptene	542-543	isobutyl alcohol	443, 457, 519-520
fenarimol	489, 497	<i>trans</i> -3-heptene	542-543	isobutylbenzene	443, 542-543
fenitrothion	532	2,2',3,4,4',5,5'-hexabromodiphenyl ether	491	isobutylcyclohexane	542-543
fensulfotlion	490	2,2',4,4',5,5'-hexabromodiphenyl	491	isobutylcyclopentane	542-543
fenfanyl	442, 453	hexachlorobenzene	443, 471, 483-485, 497-498, 500, 502, 505-506, 508, 532	isobutylene	422-423
nor-fentanyl oxalate	442, 453	2,2',3,4,4',5'-hexachlorobiphenyl	443, 495-496, 526	isobutyric acid	532
fenthion	490	2,2',3,4,4',5,5'-hexachlorobiphenyl	495	isodrin	501-502
fenvalarate	491	2,2',3,5,5',6'-hexachlorobiphenyl	495	isoeugenol	534
flumitrazepam	443, 452	2,2',4,4',5,5'-hexachlorobiphenyl	443, 495-496, 526	isooctane	479, 562
fluometuron	443, 491	2,2',4,4',5,6'-hexachlorobiphenyl	495, 497	isopentane	420-422, 542-543, 563
fluoranthene	443, 473-474, 497-498, 500, 502, 505-506, 563-565, 567	hexachlorobutadiene	471, 498, 500, 502, 506, 508, 511, 514	isophorone	461, 471, 497-498, 500, 502, 505-506
fluoranthene-d10	503	hexachloro-1,3-butadiene	418-420, 443, 498, 505, 510-513, 520	isoprene	421
fluorene	443, 458, 473-474, 497-498, 500, 502, 505-506, 558, 563-565, 567	hexachlorocyclopentadiene	443, 471, 483-485, 497-498, 500, 502, 505-506	isopropanol	451
fluorene-d10	507	hexachloroethane	443, 471, 498, 500, 502, 505-506, 508, 513-514	isopropyl acetate	457, 520
fluorobenzene	443, 471, 510, 512, 516, 518-519	hexachlorophene	443, 507	isopropyl benzene	420-421, 443, 464, 510-514, 520, 523-524, 542-543, 558-559, 563-565
2-fluorobiphenyl	443, 471, 510, 512, 516, 518-519, 499, 503, 559, 563, 565	hexachloropropene	501-502	isopropylcyclohexane	542-543
1-fluoronaphthalene	443, 496, 534	<i>n</i> -hexacosane	474, 527, 561-564, 567	isopropylcyclopentane	542-543
2-fluorophenol	443, 493, 496, 499, 503	hexadecane	481	4-isopropyltoluene	510-514, 520
fluoxtetine	550	<i>n</i> -hexadecane	447-448, 454, 474, 478-479, 481, 525, 527, 541, 560-567	<i>p</i> -isopropyltoluene	420, 563
flurazepam	443, 452	hexaldehyde-DNPH	457, 480	isosafole	501-502
fluridone	489, 497	hexaldehyde-2,4-DNPH	457	isovaleraldehyde-DNPH	457, 480
fonofos	492, 535	hexane	420, 423, 443, 542-543, 551	isovaleric acid	532
forensic ethanol	451	<i>n</i> -hexane	420-422, 448, 454, 478-479, 525, 541-542, 551, 553, 555, 559, 561, 563, 566-567	jet fuel	443, 476, 556
formaldehyde oxazoladine	443, 480	1,6-hexanediol	448	kepone	491, 501-502
formaldehyde-DNPH	443, 457, 480	2-hexanone	420, 480, 512-513, 518, 523, 551, 553	kerosene	443, 454-455, 476, 556
formaldehyde-2,4-DNPH	443, 457	2-hexanone-d5	522	kerosene composite	443, 476, 555, 560
formamide	443, 551	<i>n</i> -hexatriacontane	474, 478, 527, 541, 555, 559, 561-564, 566	lactose	449
fructose	449	hexazinone	489, 491, 497	lambda-cyhalothrin	537
fuel oil	443, 475-476, 556, 560	1-hexene	421, 423, 542-543	levorphanol	443, 453
fumaric acid	533	<i>cis</i> -2-hexene	542-543	lilial	534
gemfibrozil	550	<i>trans</i> -2-hexene	542-543	limonene	534
(+/-)-geosmin	460, 526	hexobarbital	443, 452	D-limonene	533
geraniol	533-534	hexylbenzene	542-543	linalool	534
glucose	449	$\alpha$ -hexylcinnamaldehyde	534	linuron	491, 537
DL-glutethimide	443, 452	HMX	443, 453, 461-462	lorazepam	443, 452
glycerin	443, 539, 549	hydraulic oil	443, 476, 556	lyral	534
glycolaldehyde-2,4-DNPH	443, 457	hydrocodone	443, 452	malathion	490-491, 525-526, 532
glyphosate	443, 469			malic acid	533
haloperidol	453			malononitrile	480, 519
1,6-HDIP	443, 480			maltose	449
<i>n</i> -heneicosane	478, 525, 560, 564-567			MCPA	443, 467-469
				MCPP	443, 467-469



## Restek Offers a Full Line of Certified Reference Materials

Learn more on **pages 438-439**.

[www.restek.com/iso](http://www.restek.com/iso)

3,4-MDA HCl	443, 452
3,4-MDEA HCl	443, 452
4,4'-MDIP	443, 480
3,4-MDMA HCl	443, 452
mecoprop	467, 469
melamine	443, 535
meperidine	443, 453
mephobarbital	443, 452
meprobamate	443, 453
merphos	489-490, 497
methacriphos	532
methacrolein-2,4-DNPH	457
methacrylonitrile	443, 480, 513, 519-520
methadone	443, 452
methamidophos	490, 526, 537
(+)-methamphetamine	443, 452
methane	422-423
methanol	443, 448, 451, 482, 521, 551, 553, 561
methacrylonitrile	501
methaqualone	443, 453
methidathion	490, 526
methiocarb	483
methohexital	443, 452
methomyl	483, 537
4-methoxybenzyl alcohol	449, 534
methoxychlor	443, 448-449, 483-489, 497, 501, 506, 508
2-methoxyethanol	443, 551
methyl arachidonate	443, 530-531
methyl behenate	443, 530-531
methyl docosadienoate	531
methyl eicosadienoate	443, 530-531
methyl eicosatrienoate	443, 530
methyl eicosenoate	443, 530-531
methyl elaidate (C18:1 <i>trans</i> -9)	529
methyl erucate	443, 530-531
methyl ethyl ketone-2,4-DNPH	457
methyl heineicosanoate	443, 530-531
methyl homo $\gamma$ linolenate	531
methyl lignocerate	444, 530-531
methyl linoleate (C18:2 <i>cis</i> -9,12)	529
methyl myristoleate	444, 530
methyl nervonate	444, 530-531
2-methyl-4-nitroaniline	444, 453, 461-462
methyl nonadecanoate	444, 530-531
methyl oleate (C18:1 <i>cis</i> -9)	529
methyl pentadecanoate	444, 530-531
methyl petroselaidate (C18:1 <i>trans</i> -6)	529
methyl petroselinolate (C18:1 <i>cis</i> -6)	529
methyl stearate (C18:0)	529
methyl transvacenate (C18:1 <i>trans</i> -11)	529
methyl tridecanoate	444, 530-531
methyl vaccenate (C18:1 <i>cis</i> -11)	529
methyl acetate	457, 514, 520, 523-524
methyl acrylate	513, 520
1-N-(methylamino)anthraquinone (MAAQ)	443, 451
methyl arachidate	443, 530-531, 549
methyl bromochloroacetate	465
methyl bromodichloroacetate	465
2-methyl-1,3-butadiene	542-543
2-methylbutane	423, 541
2-methyl-1-butene	542-543
2-methyl butene-2	422, 542
3-methyl-1-butene	542-543
methyl <i>tert</i> -butyl ether	420, 443, 464, 482, 513-514, 520-521, 523-524, 534, 542, 558, 561-565, 567
methyl-d3- <i>tert</i> -butyl ether	514
methyl butyl ketone	443, 551
2-methylbutylbenzene	542-543
methyl caprate	443, 530-531
methyl caproate	443, 530-531, 549
methyl caprylate	443, 530-531, 549
methyl chloride	418
methyl chlorodibromoacetate	465
3-methylcholanthrene	443, 473, 501-502
3-methylcycloheptane	542-543
4-methylcycloheptane	542-543
methylcyclohexane	421, 443, 523-524, 542-543, 551, 553
methyl cyclopentane	421, 542-543
<i>trans</i> -1-methyl-2-(4- <i>MP</i> )cyclopentane	542-543
1-methylcyclopentene	542
methyl decanoate	531, 549
methyl dibromoacetate	465
methyl-2,3-dibromopropionate	443, 465
methyl dichloroacetate	465
2-methyl-4,6-dinitrophenol	443, 493, 506-507
methyl dodecanoate	448, 531, 549
$\alpha$ -methylene- $\gamma$ -butyrolactone (AMGBL)	444, 453
methylene chloride (dichloromethane)	418-420, 444, 471-472, 509-514, 516, 518, 520, 523-524, 551-553
1-methyl-2-ethylbenzene	542
1-methyl-3-ethylbenzene	420, 525, 563
methyl ethyl ketone	451
methyl eugenol	534
methyl heptadecanoate	443, 530-531
2-methylheptane	421, 542-543
3-methylheptane	421
methyl heptanoate	443, 530-531
2-methylhexane	421, 542
3-methylhexane	421, 542-543
<i>iso</i> - $\alpha$ -methylionone	534
2-methylisoborneol	460, 526
1-methyl-2-isopropylbenzene	542-543
1-methyl-3-isopropylbenzene	542-543
1-methyl-4-isopropylbenzene	542-543
methyl laurate	444, 530-531
methyl linoleate	444, 530-531
methyl linolenate	444, 530-531
methyl mercaptan	421
methyl methacrylate	420, 444, 480, 513, 519-520
methyl methanesulfonate	501-502
methyl monobromoacetate	465
methyl monochloroacetate	465
methyl myristate	444, 530-531, 549
1-methylnaphthalene	444, 448, 458, 473, 500, 502, 542, 558, 567
2-methylnaphthalene	444, 458, 473-474, 500, 502, 505-506, 558, 563-564, 567
2-methylnaphthalene-d10	503
2-methylnonane	542-543
3-methylnonane	542-543
5-methylnonane	542
methyl nonanoate	444, 530-531
2-methyl-1-nonene	542-543
methyl-2-nonenoate	534
2-methyloctane	542-543
3-methyloctane	542-543
methyl-2-octynoate	534
methyl oleate	444, 530-531, 549
methyl palmitate	444, 530-531, 549
methyl palmitoleate	444, 530-531
methyl paraoxon	489, 497
methyl parathion	490, 501-502
2-methylpentane	421, 423, 464, 541-543, 558, 562, 564-565
3-methylpentane	421, 423, 464, 542-543, 558
4-methyl-2-pentanone	420, 444, 480, 512-513, 518, 523
2-methyl-2-pentene	542-543
4-methyl-1-pentene	542-543
2-methylphenol	493, 500-502, 505-506, 508
3-methylphenol	444, 493, 500-502, 505, 508
4-methylphenol	493, 500-502, 505-506, 508
4-methylphenol-d8	507
1-methyl-2- <i>n</i> -propylbenzene	542-543
1-methyl-3- <i>n</i> -propylbenzene	542-543
1-methyl-4- <i>n</i> -propylbenzene	542-543
<i>trans</i> -1-methyl-2-propylcyclohexane	542-543
methyl stearate	444, 530-531, 549
methyl tribromoacetate	465
methyl trichloroacetate	465
methyl undecanoate	444, 530-531
methylpyrrolone	444, 453
metolachlor	444, 470, 483-484, 489, 492, 496-497, 525, 535
metolachlor ESA sodium salt	444, 466
metolachlor OA	444, 466
metribuzin	444, 470, 484, 489, 492, 497, 525, 535
mevinphos	489-490, 497
MGK-264	489, 497
military fuel	443, 476, 557
mineral oil	459, 527
mineral spirits	444, 454-455, 477, 557
Mirex	491
molinate	489, 497
monobromoacetic acid	465
monochloroacetic acid	465
monocrotophos	490
Monolein [1-mono[ <i>cis</i> -9-octadecenoyl]- <i>rac</i> -glycerol]	444, 539
monopalmitin	444, 539
monuron	491
morphine	444, 452-453
motor oil	459, 527
motor oil composite	444, 477, 555, 560



## What are Certified Reference Materials (CRMs)?

A CRM is a reference standard that meets the following set of strict criteria defined under ISO Guide 34 and ISO/IEC 17025:

- All raw materials in the standard must be characterized via qualified methods on qualified instruments.
- The reference standard must be produced in an ISO-accredited lab under documented procedures.
- The reference standard must fall under at least one of the chemical classes for which the lab has been approved under its scope of accreditation.

To learn more about Restek's ISO quality credentials and to view our certificates (including scopes of accreditation), visit [www.restek.com/iso](http://www.restek.com/iso)

## Compound Index for Reference Standards

N-methylpyrrolidone.....	444, 551
naled.....	490
naphthalene.....	420, 444, 449, 458, 464, 473-474, 497-498, 500, 502, 505-506, 510-514, 520, 525, 542, 558, 562-565, 567
naphthalene-d8.....	444, 474-475, 496, 499, 503, 563
1-naphthol.....	483
1,4-naphthoquinone.....	501-502
1-naphthylamine.....	501
2-naphthylamine.....	501
napropamide.....	489, 497
naproxen.....	550
nicarbazin.....	444, 536
nicotine.....	444, 453
nitrazepam.....	444, 452
3-nitro- <i>o</i> -xylene.....	493
2-nitroaniline.....	500-501, 505-507
3-nitroaniline.....	500-501, 505-507
4-nitroaniline.....	500-501, 505-507
4-nitroanisole.....	466, 468
nitrobenzene.....	444, 448, 453, 461-462, 471, 498, 500, 502, 505-506, 508, 513, 520
nitrobenzene-d5.....	444, 461, 475, 496, 499, 503, 507
nitrofen.....	491
nitrogen.....	422-423
nitroglycerin.....	444, 453, 461-462
nitroguanidine.....	444, 453, 462
2-nitromesitylene.....	444, 461
nitromethane.....	444, 551, 553
2-nitrophenol.....	493, 498, 500-501, 505-506
4-nitrophenol.....	444, 466-469, 493, 498-501, 503, 505-507
2-nitrophenol-d4.....	507
4-nitrophenol-d4.....	507
2-nitropropane.....	444, 513, 520
4-nitroquinoline-N-oxide.....	501
4-nitroquinoline-1-oxide.....	502
N-nitroso- <i>di-n</i> -butylamine.....	481
N-nitrosodibutylamine.....	501
N-nitrosodiethylamine.....	481, 501
N-nitrosodimethylamine.....	444, 481, 498, 500-501, 506
N-nitrosodimethylamine-d6.....	444, 481
N-nitrosodiphenylamine.....	444, 481, 506
N-nitroso- <i>di-n</i> -propylamine-d14.....	444, 481
N-nitrosomethylethylamine.....	481, 501
N-nitrosomorpholine.....	501
N-nitrosopiperidine.....	481, 501
N-nitroso- <i>di-n</i> -propylamine.....	444, 481, 498-501, 504-506
N-nitrosopyrrolidone.....	481, 501
2-nitrotoluene.....	444, 453, 461-462
3-nitrotoluene.....	444, 453, 461-462
4-nitrotoluene.....	444, 453, 461-462
5-nitro- <i>o</i> -toluidine.....	501
2-nitro- <i>m</i> -xylene.....	491, 496
nitrous oxide.....	423
<i>cis</i> -nonachlor.....	485
<i>trans</i> -nonachlor.....	485, 497
2,2',3,3',4,4',5,5',6'-nonachlorobiphenyl.....	495
<i>n</i> -nonadecane.....	448, 474, 560, 563-565
nonanal.....	448
nonane.....	542-543
<i>n</i> -nonane.....	420-421, 448, 474, 522, 541-542, 561-564
2-nonanol.....	447-448
2-nonanone.....	448
<i>n</i> -nonatricontane.....	444, 562
1-nonene.....	542-543
<i>trans</i> -2-nonene.....	542-543
<i>cis</i> -3-nonene.....	542-543
<i>trans</i> -3-nonene.....	542-543
<i>cis</i> -4-nonene.....	542-543
4- <i>para</i> -nonylphenol.....	550
norflurazon.....	489, 491, 497
2,2',3,3',4,4',5,5',6,6'-octachlorobiphenyl.....	495, 497
<i>n</i> -octacosane.....	444, 474, 478-479, 525, 527, 541, 555, 561-564, 566-567
octadecane.....	476, 557
<i>n</i> -octadecane.....	448, 454, 474, 527, 541, 560-565, 567
octane.....	542-543
<i>n</i> -octane.....	420-421, 448, 454, 478, 525, 541-542, 562-563, 566-567
1-octanol.....	448
<i>n</i> -octatriacontane.....	527, 562, 564
1-octene.....	542-543
<i>cis</i> -2-octene.....	542-543
<i>trans</i> -2-octene.....	542-543
4- <i>tert</i> -octylphenol.....	550
omethoate.....	490, 526
oxamyl.....	483
oxazepam.....	444, 452
oxychlorodane.....	491, 532
oxycodone.....	444, 452
oxygen.....	423
oxymorphone.....	444, 452
paraquat dichloride.....	469
parathion.....	490-491, 501-502, 525
parathion-d10.....	537
PCB 138.....	444, 536-537
PCB153.....	444, 536-537
PCB 18.....	444, 536-537
PCB 28.....	444, 536-537
PCB 52.....	444, 536-537
pebulate.....	489, 497
pendimethalin.....	492, 535
2,2',4,4',5'-pentabromodiphenyl ether.....	491
2,2',4,4',6'-pentabromodiphenyl ether.....	491
pentachloroanisole.....	444, 466-468
pentachlorobenzene.....	501-502
2,2',3,4,5'-pentachlorobiphenyl.....	495
2,2',3',4,6'-pentachlorobiphenyl.....	495, 497
2,2',4,5,5'-pentachlorobiphenyl.....	444, 495-496, 526
2,3,3',4',6'-pentachlorobiphenyl.....	495
2,3,4,4',5'-pentachlorobiphenyl.....	444, 496, 526
pentachloroethane.....	444, 501, 513-514, 518, 520
pentachloronitrobenzene.....	444, 484, 501-502
pentachlorophenol.....	444, 447, 466-469, 493, 497-503, 505-508, 525
<i>n</i> -pentacontane.....	444, 525
pentacosane.....	444, 479, 565
<i>n</i> -pentacosane.....	478, 555, 559-560, 564-565
pentadecane.....	542-543
<i>n</i> -pentadecane.....	447-448, 541, 560, 564-565
pentafluorobenzene.....	444, 471, 510, 516, 519
pentafluorophenol.....	444, 496
pentane.....	423, 542-543
<i>n</i> -pentane.....	422, 448, 541-542, 562, 567
<i>n</i> -pentatriacontane.....	478, 555, 566
pentazocine.....	444, 453
1-pentene.....	421-423, 542-543
<i>cis</i> -2-pentene.....	421-422, 542-543
<i>trans</i> -2-pentene.....	421-422, 542-543
pentobarbital.....	444, 452
pentylbenzene.....	542-543
perfluorotributylamine (PFTBA).....	444, 447, 500, 504, 512, 520, 522
<i>cis</i> -permethrin.....	484, 497, 537
<i>trans</i> -permethrin.....	484, 497, 537
perylene.....	448-449, 508
perylene-d12.....	475, 491, 496, 499, 503
PETN.....	444, 453, 461-462
phenacetin.....	501-502
phenanthrene.....	444, 458, 473-474, 497-498, 500, 502, 505-506, 558, 563-565, 567
phenanthrene-d10.....	444, 475, 491, 496, 499, 503
phenylclidine.....	444, 453
phendimetrazine.....	444, 453
phenmetrazine.....	444, 453
phenobarbital.....	444, 452
phenol.....	444, 493, 498-501, 503, 505-506
phenol-d6.....	444, 496, 499, 503
phenol-d5.....	507
phentermine.....	444, 453
phenylacetaldehyde.....	534
1,4-phenylenediamine.....	501
phenylpropranolamine HCl.....	444, 452
phenyltin trichloride.....	482
phorate.....	490, 492, 501-502, 525, 535
phosphamidon.....	532
phthalic acid dicyclohexyl ester.....	494
phthalic acid diisobutyl ester.....	494
phytane.....	476, 557
picloram.....	444, 466-469, 525
picloram methyl ester.....	444, 466-468
2-picoline.....	501, 518
picric acid.....	444, 453, 462
pirimiphos methyl.....	490, 526, 532
Polywax 1000.....	101, 444, 541
Polywax 500.....	444, 541
Polywax 655.....	101, 444, 541
Polywax 850.....	444, 541
prazepam.....	444, 452
primidone.....	550
pristane.....	476, 557
procymidone.....	537
profenfos.....	490, 526
progesterone.....	550
prometon.....	489, 492, 497, 535
prometryne.....	444, 470, 489, 491, 497, 525
pronamide.....	489, 497, 501-502
propachlor.....	444, 484, 489, 492, 497, 535
propadiene.....	422
propane.....	421-423
propanil.....	491
1-propanol.....	448, 451
2-propanol.....	420, 444, 451
propargyl alcohol.....	457, 519
propazine.....	444, 470, 489, 491-492, 497, 535
propionaldehyde-DNPH.....	457, 480
propionaldehyde-2,4-DNPH.....	457
propionic acid.....	532
propionitrile.....	444, 480, 513, 519-520
propoxur.....	483
dextro-propoxyphene.....	442, 453
propyl acetate.....	457, 520
<i>n</i> -propyl acetate.....	457, 520
<i>n</i> -propylbenzene.....	421, 464, 510-514, 520, 541-543, 558-559
<i>n</i> -propylcyclopentane.....	542-543
propylene.....	420-423
propylene glycol.....	465, 479, 519, 549, 561, 565
propylene glycol dinitrate (PGDN).....	444, 453, 462
propyne.....	423
pymetrozine.....	537
pyrazophos.....	490, 526
pyrene.....	444, 473-474, 497-500, 502, 504-506, 563-565, 567
pyrene-d10.....	475, 491, 496, 499, 503, 507
pyridine.....	444, 447-448, 498, 500-502, 508, 518, 551, 553
pyridine-d5.....	444, 496
quinclorac.....	467
quinclorac methyl ester.....	467
quinic acid.....	533
quinizarin.....	449
RDX.....	445, 453, 461-462
ronnel.....	490
SAE30 motor oil:SAE40 motor oil (1:1).....	560
safrole.....	501-502, 534
secobarbital.....	445, 452
siduron.....	491
Silvex.....	469, 508
simazine.....	445, 470, 483-485, 489, 492, 497, 525, 535
simetryne.....	489, 497
squalene.....	560
stearic acid.....	481
stearyl stearate.....	445, 527
stirofos.....	489-490, 497
stoddard solvent.....	445, 454, 477, 557
styrene.....	418-421, 445, 480, 509-514, 519-520, 523-524
sucrose.....	449
sulfamethoxazole.....	550
sulfonole.....	445, 551
sulfotep.....	490, 501
sulfur.....	448-449, 459, 508, 541, 544-547
2,4,5-T.....	445, 466-469, 525
2,4,5-T methyl ester.....	445, 466-468
talbutal.....	445, 452
tartaric acid.....	533
2,4-TDIP.....	445, 480
2,6-TDIP.....	445, 480
tebuconazole.....	537
tebuthiuron.....	489, 491, 497
temazepam.....	445, 452
temephos.....	490, 525
TEPP.....	490
terbacil.....	489, 497
terbufos.....	489-490, 492, 497, 525, 535
terbufos sulfone.....	491
terbutylazine.....	445, 470
terbutryne.....	489, 497
<i>o</i> -terphenyl.....	445, 458, 479, 559-561, 563, 565
<i>p</i> -terphenyl.....	445, 458, 479, 559, 565
<i>p</i> -terphenyl-d14.....	445, 474-475, 496-497, 499, 503
$\alpha$ -terpineol.....	445
testosterone.....	470, 550
2,2',4,4'-tetrabromodiphenyl ether.....	491
tetrabutyltin.....	482
1,2,4,5-tetrachlorobenzene.....	501-502, 505
2,2',3,5'-tetrachlorobiphenyl.....	495
2,2',4,4'-tetrachlorobiphenyl.....	495, 497
2,2',5,5'-tetrachlorobiphenyl.....	445, 495-496, 526
2,3',4,4'-tetrachlorobiphenyl.....	495



## Compound Index for Reference Standards

1,1,1,2-tetrachloroethane.....	445, 472, 510–514, 518, 520	transformer oil.....	445, 540	558–559, 563–565, 567
1,1,2,2-tetrachloroethane.....	418–420, 445, 471–472, 510–514, 516–520, 523–524	<i>n</i> -triacontane.....	474, 478, 527, 541, 555, 561–564	1,2,4-trimethylbenzene.....
1,1,2,2-tetrachloroethane-d2.....	522	<i>n</i> -triacontane-d62.....	445, 560	525, 542–543, 558–559, 562, 564–565, 567
tetrachloroethene.....	420, 445, 471–472, 508–514, 516, 518, 520–524	triadimefon.....	489, 497	1,3,5-trimethylbenzene.....
tetrachloroethylene.....	418–420, 448, 460, 463, 483, 526	triallate.....	483, 492, 525, 535	418–421, 445, 464, 510–514, 520, 525, 542–543, 558–559, 563–564, 567
2,3,4,5-tetrachlorophenol.....	493	triazolam.....	445, 452	2,2,3-trimethylbutane.....
2,3,5,6-tetrachlorophenol.....	500	tribromoacetic acid.....	465	1,1-2-trimethylcyclohexane.....
2,3,4,6-tetrachlorophenol.....	445, 469, 493, 500–501, 505, 525	2,4,6-tribromophenol.....	445, 493, 496, 499, 503, 507	1,1-4-trimethylcyclohexane.....
2,4,5,6-tetrachloro- <i>m</i> -xylene.....	445, 486–487, 489	tributyl phosphate.....	445, 490	ctc-1,2,4-trimethylcyclohexane.....
<i>n</i> -tetracontane.....	445, 478, 527, 541, 555, 562, 564	tributyltin chloride.....	445, 482	ctt-1,2,4-trimethylcyclohexane.....
<i>n</i> -tetracosane.....	448, 474, 478, 527, 541, 555, 560–565, 567	Tricaprin (1,2,3-tricaprinoylglycerol).....	445, 539	ccc-1,3,5-trimethylcyclohexane.....
tetradecane.....	542–543	trichloroacetic acid.....	465	ccc-1,2,3-trimethylcyclopentane.....
<i>n</i> -tetradecane.....	447–448, 454, 474, 527, 541, 560–565, 567	trichloroacetoneitrile.....	460, 483	ctc-1,2,3-trimethylcyclopentane.....
delta-8-tetrahydrocannabinol.....	445, 452	1,2,3-trichlorobenzene.....	445, 510–514, 520, 524, 567	2,2,3-trimethylpentane.....
delta-9-tetrahydrocannabinol.....	445, 452	1,2,4-trichlorobenzene.....	418–420, 445, 471, 498–500, 502, 504, 506, 509–514, 520, 523–524	2,2,4-trimethylpentane.....
delta-9-tetrahydrocannabinolic acid A.....	445, 452	2, 2',5'-trichlorobiphenyl.....	495	558, 562, 564–565
tetrahydrofuran.....	420, 445, 513–514, 520, 551, 553	2,4,4'-trichlorobiphenyl.....	445, 496, 526	2,3,3-trimethylpentane.....
tetrahydrofuran-d8.....	445, 452, 481	2,4',5'-trichlorobiphenyl.....	495	2,3,4-trimethylpentane.....
tetrahydropyridol.....	445, 560	2,4,5-trichlorobiphenyl.....	495, 497	1,3,5-trinitrobenzene.....
tetralin.....	445, 551, 553	2,4,5-TP (Silvex) methyl ester.....	445, 466–468	445, 453, 461–462
1,2,3,5-tetramethylbenzene.....	542	1,1,1-trichloroethane.....	418–420, 423, 445, 460, 471–472, 483, 509–518, 520, 523–524, 551, 553	Triolein (1,2,3-tri[ <i>cis</i> -octadecenoyl]glycerol).....
1,2,4,5-tetramethylbenzene.....	542–543	1,1,2-trichloroethane.....	418–420, 445, 460, 471–472, 483, 509–514, 516, 518, 520, 522–524	445, 539
tetrapentyltin.....	445, 482	2,2,2-trichloroethanol.....	549	tripenyltin chloride.....
tetraphenyltin.....	482	trichloroethene.....	418–420, 445, 471–472, 508–516, 518, 520–524, 551–553	445, 490–491, 496, 536–537
tetra- <i>n</i> -propyltin.....	445, 482	trichloroethylene.....	420, 423, 460, 463, 483, 519, 526	triphenylmethane.....
<i>n</i> -tetraatriacontane.....	541	trichlorofluoromethane.....	419–420, 445, 463, 472, 510–512, 514, 516–518, 520, 523	445, 536–537
<i>n</i> -tetraatriacontane.....	479, 525, 527, 541, 561–562, 564, 567	trichloronate.....	490	tris(1,3-dichloroisopropyl)phosphate.....
teryl.....	445, 453, 461–462	2,4,5-trichlorophenol.....	445, 487, 493, 500–502, 505–508	448, 542–543
(+/-)-11-nor-9-carboxy-delta-9-THC.....	445, 452	2,4,6-trichlorophenol.....	445, 469, 493, 498, 500–502, 505–506, 508, 525	undecane.....
thebaine.....	445, 453	1,2,3-trichloropropane.....	445, 460, 465, 472, 483, 510–514, 518, 520	420–421, 541, 560, 563–565
thiabenzazole.....	537	1,1,1-trichloro-2-propanone.....	460, 483	1-undecanol.....
thiadiazuron.....	491	1,1,2-trichlorotrifluoroethane.....	419, 445, 520, 524	448
thiobencarb.....	491	1,1,2-trichloro-1,2,2-trifluoroethane.....	419–420, 523	unleaded gasoline.....
thionazin.....	502	tricrosan.....	550	445, 454–455, 464, 556
thymol.....	533	<i>n</i> -tricosane.....	560, 564–565	445, 464, 479, 555, 559, 566
Tinuvin P.....	445	tricyclazole.....	489, 497	uracil.....
ctc-123-TMCCY6.....	542–543	tridecane.....	542–543	449
tokuthion (prothiofos).....	490, 526	<i>n</i> -tridecane.....	448, 541, 560, 564–565	used motor oil composite.....
tolclofos-methyl.....	490, 526	O,O,O-triethyl phosphorothioate.....	501–502	445, 477, 555
<i>m</i> -tolualdehyde-DNPH.....	457, 480	1,2,4-triethylbenzene.....	542–543	valeraldehyde-DNPH.....
<i>m</i> -tolualdehyde-2,4-DNPH.....	457	1,3,5-triethylbenzene.....	542–543	457, 480
<i>o</i> -tolualdehyde-DNPH.....	457, 480	$\alpha,\alpha,\alpha$ -trifluorotoluene.....	445, 464, 471–472, 479, 510, 512, 516, 518, 559, 566	457
<i>p</i> -tolualdehyde-DNPH.....	457, 480	trifluralin.....	445, 483–484, 489, 492, 497, 535, 537	452
toluene.....	418–421, 445, 449, 454, 458, 463–464, 471–472, 474, 478, 509–514, 516–520, 522–525, 541–543, 551, 553, 558–559, 561–565, 567	trimethoprim.....	550	valeraldehyde-2,4-DNPH.....
toluene-d8.....	445, 510, 519, 522	1,2,4-trimethyl-5-nitrobenzene.....	445, 461	457
<i>o</i> -toluidine.....	501	1,2,3-trimethylbenzene.....	420–421, 464, 474,	452
tolyluanid.....	537			522
toxaphene.....	445, 484–486, 489, 491, 494, 508			536, 539–541, 550
2,4,5-TP (Silvex).....	445, 466–469, 508			418–421, 445, 458, 463–464, 471–472, 509–514, 517–520, 523–524, 542–543, 551, 553, 558–559, 561–565, 567
2,4,5-TP (Silvex) methyl ester.....	445, 466–468			418–421, 445, 454, 458, 463–464, 471–472, 509–514, 517–520, 522–525, 541–543, 551, 558–559, 561–565, 567



## Custom Standards

Restek is your #1 source for custom reference standards!

- Made to your specifications.
- Quick quotations.
- Most reference standards shipped within 15 working days.
- The more you buy, the more you save.

[www.restek.com/solutions](http://www.restek.com/solutions)

10000	24	10122	39	10227-125	25	10527	42	10857	88
10000-600	24	10123	39	10228	40,82	10535	42	10858	88
10001	24	10123-124	25,39	10229	40,82	10536	42	10869	88
10001-600	24	10124	39	10235	40,82	10537	42	10900	69
10002	24	10125	39	10236	40,82	10538	42	10901	69
10002-600	24	10126	39	10237	40,82	10539	42	10902	69
10012	23	10127	39	10238	40,82	10540	42	10903	69
10013	23	10128	39	10238-600	40	10541	42	10904	69
10014	23	10129	39	10239	40,82	10542	42	10905	69
10015	23	10135	39	10240	40,82	10543	42	10906	69
10022	23	10136	39	10241	40,82	10550	42	10908	69
10023	23	10137	39	10242	40,82	10551	42	10909	69
10026	62	10138	39	10243	40,82	10552	42	10910	69
10027	62	10139	39	10244	40,82	10553	42	10915	69
10029	23,30	10140	39	10250	40,82	10554	42	10916	69
10029-600	23,30	10141	39	10251	40,82	10555	42	10919	69
10032	23	10142	39	10252	40,82	10556	42	10920	69
10033	23	10143	39	10253	40,82	10557	42	10921	69
10034	23	10144	39	10253-124	25	10558	42	10968	45
10039	23,30	10147	77	10254	40,82	10567	42	10968-124	25
10039-600	23,30	10148	77	10254-125	25	10569	42	10969	45
10041	23	10149	77	10254-600	40	10570	42	10970	45
10042	23	10150	39	10255	40,82	10573	42	10970-125	25
10043	23	10151	39	10256	40,82	10605	49,81	10971	45
10043-600	23	10152	39	10257	40,82	10608	49,81	10971-126	25
10044	23	10153	39	10258	40,82	10611	49,81	10972	45
10044-600	23	10154	39	10259	40,82	10620	49,81	10973	45
10045	23,62	10155	39	10260	40,82	10621	49,81	10974	45
10045-600	23	10155-126	25,39	10266	40,82	10622	49,81	10975	45
10046	23	10156	39	10267	40,82	10623	49,52,81	10982	45
10046-600	23	10157	39	10269	40,82	10623-124	25	10986	69
10047	23	10158	39	10270	40,82	10624	49,81	10998	75
10048	23	10159	39	10270-600	40	10625	49,81	10999	75
10048-600	23	10160	39	10272	40,82	10626	49,81	11005	84
10049	23	10165	77	10273	40,82	10627	49,81	11007	84
10049-600	23	10166	39	10275	40,82	10628	49,81	11008	84
10054	23,30	10167	39	10277	40,82	10635	49,81	11009	84
10054-600	23,30	10169	39	10279	40,82	10636	49,81	11020	84
10059	23,30	10170	39	10279-126	25,83	10637	49,81	11021	84
10059-600	23,30	10172	39	10281	40,82	10638	49,81	11022	84
10064	23,30	10173	39	10282	40,82	10639	49,81	11023	84
10064-600	23,30	10175	39	10283	40,82	10640	49,81	11024	84
10065	23	10176	39	10284	40,82	10641	49,81	11025	84
10066	23	10177	39	10285	40,82	10642	49,81	11026	84
10067	23	10178	39	10287	40,82	10643	49,81	11027	84
10068	23	10179	39	10288	40,82	10651	49,81	11028	84
10069	23	10179-126	25,39	10290	40,82	10652	49,81	11035	84
10070	23	10180	39	10291	76	10654	49,81	11036	84
10073	23,30	10181	39	10292	76	10654-125	25	11037	84
10073-600	23,30	10182	39	10293	76	10655	49,81	11038	84
10075	24	10183	39	10294	76	10655-126	25	11039	84
10076	24	10184	39	10295	56	10657	49,81	11040	84
10077	24	10185	39	10296	56	10658	49,81	11041	84
10078	24	10187	39	10320	41	10666	49,81	11042	84
10079	24	10188	39	10323	41	10667	49,81	11043	84
10079-600	24	10189	39	10324	41	10669	49,81	11051	84
10080	24	10190	39	10338	41	10670	49,81	11052	84
10080-600	24	10191	39	10339	41	10672	49,81	11054	84
10081	24	10192	39	10352	41	10708	47	11055	84
10081-600	24	10193	39	10353	41	10711	47	11057	84
10082	24	10194	39	10354	41	10713	47	11058	84
10083	24	10198	39	10355	41	10714	47	11062	84
10084	24	10199	79	10420	41	10723	47	11065	84
10085	24	10205	40,82	10421	41	10724	47	11068	84
10086	24	10206	40,82	10423	41	10725	47	11120	62
10087	24	10207	40,82	10424	41	10726	47	11123	62
10090	24	10208	40,82	10435	41	10727	47	11126	62
10097	23	10209	40,82	10436	41	10728	47	11136	62
10098	23	10210	40,82	10437	41	10729	47	11137	62
10099	23	10211	40,82	10438	41	10730	47	11139	62
10100	23	10212	40,82	10439	41	10758	58	11140	62
10101	23	10220	40,82	10440	41	10759	58	11141	62
10102	23	10221	40,82	10453	41	10820	88	11196	62
10105	39	10222	40,82	10454	41	10821	88	11197	62
10106	39	10223	40,82	10455	41	10823	88	11199	62
10107	39	10223-124	25	10470	41	10824	88	11239	61
10108	39	10223-127	25	10485	41	10838	88	11240	61
10109	39	10223-600	40	10520	42	10839	88	11241	61
10110	39	10224	40,82	10521	42	10840	88	11242	61
10111	39	10224-125	25	10522	42	10851	88	11243	61
10112	39	10225	40,82	10523	42	10852	88	11244	61
10120	39	10226	40,82	10524	42	10854	88	11321	62
10121	39	10227	40,82	10526	42	10855	88	11323	62



11324	62	12451	48	13341	31	13654	32,64,66,73	15021	44
11325	62	12452	48	13342	31	13654-125	25,32	15022	44
11326	62	12454	48	13350	31	13670	32,64,66,73	15023	44,52
11335	87	12455	48	13352	31	13697	32,64,66,73	15024	44
11337	62	12457	48	13353	31	13705	34,60	15025	44
11338	87	12458	48	13354	31	13708	34,60	15026	44
11340	62	12497	71	13355	31	13720	34,60	15027	44
11350	87	12498	71	13356	31	13723	34,52,60	15028	44
11351	87	12499	71	13357	31	13724	34,60	15029	44
11352	87	12605	40	13367	31	13726	34,60	15035	44
11353	87	12606	40	13370	31	13727	34,60	15036	44
11354	87	12608	40	13373	31	13738	34,60	15037	44
11355	87	12608-124	25	13396	31	13739	34,60	15038	44
11366	87	12609	40	13397	31	13740	34,60	15039	44
11369	87	12611	40	13398	31	13753	34,60	15040	44
11385	87	12612	40	13399	31	13754	34,60	15041	44
12009	46	12620	40	13402	31	13767	34,60	15042	44
12011	46	12620-124	25	13409	31	13770	34,60	15043	44
12020	46	12621	40	13411	31	13820	34	15044	44
12021	46	12623	40	13420	31	13821	34	15045	44
12023	46	12623-124	25	13421	31	13823	34	15050	44
12023-124	25	12623-127	25	13422	31	13824	34	15051	44
12024	46	12624	40	13423	31	13835	34	15052	44
12025	46	12624-125	25	13424	31	13836	34	15053	44
12026	46	12626	40	13425	31	13837	34	15054	44
12027	46	12627	40	13426	31	13838	34	15055	44
12035	46	12635	40	13427	31	13839	34	15056	44
12036	46	12635-127	25	13435	31	13840	34	15057	44
12037	46	12637	40	13436	31	13850	34	15058	44
12038	46	12638	40	13437	31	13851	34	15059	44
12039	46	12638-124	25	13438	31	13852	34	15060	44
12040	46	12638-127	25	13439	31	13853	34	15066	44
12041	46	12639	40	13440	31	13854	34	15067	44
12042	46	12640	40	13441	31	13855	34	15069	44
12050	46	12641	40	13442	31	13856	34	15070	44
12051	46	12642	40	13450	31	13857	34	15072	44
12052	46	12650	40	13451	31	13858	34	15073	44
12053	46	12651	40	13452	31	13859	34	15075	44
12054	46	12652	40	13453	31	13865	36,70,80	15082	44
12055	46	12653	40	13454	31	13868	36,70,80	15085	44
12056	46	12654	40	13455	31	13869	36,70,80	15088	44
12057	46	12654-125	25	13456	31	13870	36,70,80	15091	44
12058	46	12655	40	13457	31	13871	36,70,80	15110	52
12066	46	12667	40	13467	31	13872	36,70,80	15111	52
12067	46	12670	40	13470	31	13873	36,70,80	15112	52
12069	46	12923	43	13481	31	13874	36,70,80	15113	52
12070	46	12924	43	13497	31	13875	36,70,80	15114	52
12072	46	12938	43	13498	31	13905	37	15115	52
12073	46	12939	43	13499	31	13906	37	15116	52
12082	46	12940	43	13502	34	13908	37	15117	52
12085	46	12955	43	13520	34	13909	37	15118	52
12088	46	13100	89	13521	34	13910	37	15119	52
12320	86	13101	89	13523	34	13923	37	15120	52
12323	86	13102	89	13524	34	13924	37	15121	52
12335	86	13103	89	13525	34	13950	37	15123	52
12338	86	13104	89	13538	34	13951	37	15124	52
12350	86	13105	89	13539	34	13952	37	15125	52
12351	86	13106	89	13540	34	13953	37	15126	52
12352	86	13107	89	13552	34	13954	37	15127	52
12353	86	13108	89	13553	34	13955	37	15128	52
12354	86	13109	89	13554	34	14020	46	15129	52
12355	86	13110	89	13555	34	14021	46	15130	52
12366	86	13111	89	13569	34	14022	46	15131	52
12369	86	13112	89	13570	34	14023	46	15608	44
12382	86	13113	89	13605	32,57,64,66,73	14024	46	15609	44
12385	86	13199	47,71	13608	32,64,66,73	14025	46	15623	44
12420	48	13223	59	13620	32,57,64,66,73	14026	46	15624	44
12421	48	13226	59	13620-127	25,32	14038	46	15638	44
12422	48	13239	59	13621	32,64,66,73	14039	46	15639	44
12423	48	13302	31	13623	32,52,57,64,66,73	14040	46	15653	44
12424	48	13311	31	13623-124	25,32	14051	46	15654	44
12425	48	13320	31	13623-127	25,32	14052	46	16016	45
12426	48	13321	31	13624	32,64,66,73	14054	46	16020	45
12427	48	13323	31,52	13626	32,64,66,73	14055	46	16021	45
12435	48	13324	31	13635	32,64,66,73	14057	46	16023	45
12436	48	13326	31	13635-124	25,32	14102	35,65	16024	45
12437	48	13327	31	13638	32,64,66,73	14111	35,65	16025	45
12438	48	13335	31	13638-124	25,32	14120	35,65	16026	45
12439	48	13336	31	13638-127	25,32	14121	35,65	16038	45
12440	48	13337	31	13639	32,64,66,73	14123	35,65	16039	45
12441	48	13338	31	13639-125	25,32	14124	35,65	16040	45
12442	48	13339	31	13650	32,64,66,73	14126	35,65	16042	45
12443	48	13340	31	13653	32,64,66,73	15020	44	16043	45

16052.....	45	19721.....	110	20142.....	214	20253.....	206	20476.....	220-221
16053.....	45	19722.....	110	20143.....	214	20254.....	206	20477.....	220-221
16054.....	45	19723.....	110	20144.....	214	20255.....	206	20480.....	209-210
16055.....	45	19737.....	112	20145.....	214	20257.....	206	20485.....	209,211,255
16056.....	45	19738.....	112	20146.....	212	20258.....	206	20486.....	209,211,255
16057.....	45	19739.....	112	20147.....	214,314	20262.....	243	20487.....	209,255
16058.....	45	19740.....	112	20148.....	214,314	20263.....	206	20504.....	252
16066.....	45	19741.....	111	20149.....	214,314	20264.....	206	20508.....	188
16069.....	45	19742.....	111	20150.....	214,314	20265.....	224	20509.....	188
16070.....	45	19743.....	111	20158.....	214	20266.....	224	20522.....	92,113,259,296
16072.....	45	19744.....	111	20159.....	214	20267.....	224	20523.....	92,113,259,296
16076.....	45	19745.....	112	20162.....	368	20268.....	224	20535.....	213
16085.....	45	19746.....	112	20163.....	368	20275.....	205	20536.....	213
16085-126.....	25,83	19747.....	112	20164.....	351	20276.....	211,255	20537.....	213
16088.....	45	19748.....	112	20165.....	351	20277.....	211,255	20543.....	249
16091.....	45	19749.....	112	20166.....	351	20278.....	211,255	20544.....	249
16092.....	45	19750.....	112	20167.....	350	20279.....	211,255	20584.....	429
16093.....	45	19751.....	112	20168.....	350	20280.....	207,210,249	20585.....	429
17005.....	74	19752.....	112	20169.....	350	20281.....	207,210,249	20586.....	429
17006.....	74	19753.....	112	20170.....	350	20282.....	207,210,249	20587.....	429
17007.....	74	19754.....	112	20171.....	350	20283.....	207,210,249	20588.....	429
17008.....	74	19755.....	106	20172.....	350	20284.....	207,210,249	20589.....	429
17009.....	74	19756.....	106	20174.....	361	20285.....	207,210,249	20600.....	271
17010.....	74	19757.....	106	20175.....	361	20286.....	214	20601.....	271
17020.....	42	19758.....	106	20177.....	275	20287.....	214	20610.....	284
17021.....	42	19759.....	107	20178.....	364	20294.....	198	20611.....	284
17023.....	42	19760.....	107	20179.....	364	20295.....	198	20612.....	203
17024.....	42	19761.....	107	20181.....	199,227,260	20296.....	215,240	20613.....	203
17035.....	42	19762.....	107	20182.....	259	20297.....	215,240	20618.....	262
17038.....	42	19763.....	108	20185.....	296	20298.....	215,240	20623.....	271
17039.....	42	19764.....	111	20188.....	297,315	20299.....	215,240	20624.....	271
17053.....	42	19765.....	111	20189.....	297,315	20301.....	253	20625.....	271
17054.....	42	19767.....	112	20190.....	297,315	20305.....	253	20626.....	272
17055.....	42	19768.....	112	20191.....	297,315	20307.....	253	20631.....	217,222-223
18004.....	55	19769.....	112	20192.....	296	20308.....	253	20634.....	226
18005.....	55	19770.....	112	20193.....	296	20309.....	253	20635.....	284
18006.....	55	19771.....	112	20197.....	203	20310.....	253	20636.....	272
18007.....	55	19772.....	112	20198.....	203	20311.....	253	20637.....	272
18074.....	78	19773.....	110	20199.....	203	20314.....	253	20638.....	271
18075.....	78	19775.....	106	20200.....	205,211	20315.....	253	20643.....	232
18076.....	85	19776.....	107	20201.....	205,211,254	20316.....	253	20645.....	230,254
18077.....	85	19777.....	109	20202.....	205,211,254	20319.....	253	20646.....	280
18078.....	85	19778.....	109	20203.....	206	20320.....	253	20647.....	280
18079.....	78	19779.....	109	20204.....	206	20339.....	199,260	20648.....	280
19000.....	120	19780.....	109	20205.....	206	20342.....	252	20652.....	238
19001.....	120	19782.....	112	20206.....	206	20343.....	252	20657.....	238
19002.....	120	19804.....	124	20207.....	206	20344.....	252	20662.....	281
19003.....	120	19805.....	124	20208.....	206	20345.....	190	20663.....	281
19004.....	120	19806.....	124	20209.....	206	20346.....	190	20664.....	281
19005.....	120	19807.....	124	20210.....	206,254	20366.....	243	20665.....	281
19006.....	120	19808.....	123	20211.....	205	20375.....	245	20666.....	281
19007.....	120	19809.....	123	20212.....	205	20387.....	261	20667.....	281
19008.....	120	19810.....	123	20213.....	205	20388.....	213	20668350.....	283
19009.....	120	19908.....	67	20215.....	206	20389.....	212	20668580.....	283
19010.....	120	19909.....	67	20217.....	206	20390.....	221	20668590.....	283
19011.....	120	19915.....	67	20218.....	206	20391.....	221	20670.....	236
19012.....	120	19916.....	67	20219.....	206	20392.....	221,230,254	20671.....	236
19013.....	120	19919.....	67	20220.....	206	20393.....	221,230,254	20672.....	236
19014.....	120	19920.....	67	20221.....	206	20394.....	213	20673.....	236
19015.....	120	19974.....	67	20222.....	206	20395.....	213	20674.....	256
19016.....	120	19985.....	67	20223.....	206	20396.....	213	20675.....	256
19017.....	120	19988.....	67	20224.....	205,211,254	20397.....	213	20676.....	256
19018.....	120	20101.....	262	20225.....	206	20398.....	213	20677.....	277,325
19019.....	120	20106.....	262	20226.....	206	20399.....	213	20677-551.....	277,325
19020.....	120	20108.....	262	20227.....	205,211	20400.....	209-210	20680.....	278
19021.....	120	20109.....	262	20228.....	205,211,254	20401.....	209-210	20680-551.....	278
19022.....	120	20110.....	231,242,251,261	20229.....	205	20402.....	209-210	20681.....	278
19023.....	120	20112.....	262	20230.....	205	20403.....	209,255	20682.....	278
19040.....	120	20113.....	263	20231.....	205	20403-261.....	62,209,255	20683.....	278
19041.....	120	20114.....	199	20232.....	205	20404.....	209,255	20684.....	278
19042.....	120	20116.....	259	20233.....	205	20404-261.....	209,255	20684-550.....	278
19043.....	120,123	20117.....	217,263	20234.....	253	20405.....	209,211,255	20686.....	271
19044.....	120,124	20120.....	237	20238.....	206	20405-261.....	209,211,255	20697.....	276
19045.....	120,123	20121.....	256	20239.....	206	20406.....	209,211,255	20698.....	272
19308.....	68	20122.....	263	20240.....	206	20406-261.....	209,211,255	20699.....	272
19309.....	68	20124.....	263	20243.....	245	20409.....	225	20706.....	187
19315.....	68	20133.....	365	20244.....	245	20429.....	52,209-210	20707.....	187
19316.....	68	20134.....	297	20246.....	206,230,254	20430.....	209-210	20708.....	187
19319.....	68	20135.....	203	20248.....	206	20445.....	209,255	20709.....	187
19320.....	68	20136.....	203	20249.....	206	20449.....	209-210	20710.....	187
19385.....	68	20137.....	212	20250.....	206	20469.....	209,255	20712.....	186
19388.....	68	20140.....	212	20251.....	206	20474.....	221	20713.....	186
19720.....	110	20141.....	212	20252.....	206	20475.....	221	20714.....	186

20715.....	190	20870.....	194	20999.....	198	21127.....	207	21253.....	327,370
20716.....	190	20871.....	194	21000.....	203,235	21128.....	207	21254.....	327,370
20717.....	190	20881.....	241	21001.....	235	21131.....	235	21255.....	328,370
20721.....	190	20882.....	241	21004.....	197	21132.....	235	21256.....	328,370
20722.....	190	20883.....	219,222-223	21005.....	196	21135.....	235	21257.....	328,370
20723.....	190	20884.....	237	21006.....	196	21136.....	235	21258.....	328,370
20724.....	190	20895.....	186	21007.....	206	21137.....	235	21259.....	328,370
20725.....	190	20896.....	186	21008.....	206	21138.....	235	21260.....	327,367
20726.....	188	20899.....	192	21009.....	220-221	21139.....	235	21261.....	327,367
20727.....	190	20900.....	192	21010.....	220-221	21140.....	340	21262.....	327,367
20728.....	190	20901.....	191	21011.....	221	21141.....	340	21263.....	327,367
20729.....	188	20902.....	253	21012.....	221	21142.....	340	21264.....	327,367
20730.....	192	20903.....	253	21015.....	214,231,242,251	21143.....	340	21265.....	328,370
20731.....	192	20904.....	190	21016.....	214,231,242,251	21147.....	341	21270.....	328,370
20732.....	192	20905.....	190	21018.....	231,242,251	21148.....	342	21271.....	328,370
20736.....	192	20906.....	190	21020.....	194	21149.....	341	21272.....	192
20737.....	192	20907.....	186	21021.....	194	21150.....	256	21273.....	192
20738.....	192	20908.....	186	21022.....	187	21151.....	256	21274.....	192
20741.....	192	20909.....	191	21023.....	187	21152.....	338	21275.....	369,429
20756.....	188	20910.....	192	21024.....	191	21153.....	338	21276.....	369,429
20759.....	191	20911.....	192	21025.....	191	21154.....	340	21277.....	369,429
20762.....	191	20912.....	186	21026.....	192	21155.....	340	21278.....	369,429
20771.....	188	20913.....	186	21027.....	192	21159.....	246,261	21279.....	369,429
20772.....	125,186,229	20914.....	186	21028.....	196	21160.....	344	21283.....	368
20773.....	186	20915.....	186	21029.....	196	21161.....	344	21284.....	352
20774.....	186	20916.....	196	21030.....	190	21162.....	344	21285.....	195
20775.....	190	20917.....	196	21031.....	190	21163.....	344	21286.....	195
20776.....	190	20936.....	196	21032.....	187	21164.....	344	21287.....	195
20777.....	190	20937.....	196	21033.....	187	21165.....	344	21288.....	195
20778.....	190	20938.....	196	21034.....	219,258	21166.....	344	21289.....	195
20779.....	190	20939.....	196	21035.....	256	21167.....	344	21290.....	195
20780.....	190	20940.....	196	21036.....	205	21172.....	238	21291.....	195
20781.....	187	20941.....	196	21037.....	205	21174.....	338	21292.....	195
20782.....	187	20942.....	196	21038.....	205	21175.....	338	21293.....	193
20783.....	187	20943.....	196	21040.....	219	21176.....	341	21294.....	193
20784.....	186	20944.....	196	21041.....	219	21177.....	341	21295.....	193
20785.....	186	20945.....	196	21043.....	231,242,251	21178.....	341	21296.....	193
20786.....	186	20946.....	196	21044.....	258	21179.....	341	21299.....	248
20787.....	252	20947.....	196	21045.....	191	21192.....	341	21301.....	237
20788.....	252	20948.....	196	21046.....	191	21193.....	341	21302.....	237
20792.....	190	20949.....	196	21050.....	336	21194.....	341	21303.....	228
20793.....	190	20950.....	196	21051.....	336	21195.....	341	21305.....	221
20794.....	190	20951.....	196	21052.....	188	21196.....	338	21306.....	221
20795.....	186	20952.....	196	21053.....	188	21197.....	338	21307.....	221
20796.....	186	20953.....	196	21054.....	188	21198.....	338	21308.....	221
20797.....	186	20954.....	188	21055.....	188	21199.....	338	21309.....	217
20798.....	186	20955.....	194	21058.....	205	21202.....	354	21313.....	232
20799.....	186	20956.....	194	21059.....	206	21205.....	368	21314.....	232
20800.....	186	20957.....	194	21060.....	205	21206.....	368	21315.....	221
20801.....	187	20964.....	228	21061.....	206	21207.....	368	21316.....	221
20802.....	187	20965.....	228	21065.....	125	21208.....	368	21317.....	221
20819.....	193	20966.....	228	21066.....	125	21209.....	368	21318.....	221
20822.....	193	20967.....	228	21067.....	125	21210.....	350	21319.....	221
20823.....	187	20970.....	190	21073.....	189	21211.....	350	21320.....	221
20824.....	187	20971.....	190	21074.....	189	21212.....	350	21321.....	284
20827.....	192	20972.....	187	21075.....	189	21213.....	350	21322.....	284
20828.....	192	20973.....	187	21077.....	191	21214.....	350	21323.....	231
20829.....	192	20974.....	188	21079.....	191	21215.....	350	21325.....	295
20830.....	192	20975.....	188	21080.....	197	21218.....	352	21327.....	283
20832.....	192	20976.....	194	21081.....	197	21220.....	351	21333.....	284
20833.....	192	20977.....	194	21082.....	197	21221.....	350	21334.....	282
20834.....	192	20978.....	194	21083.....	197	21223.....	350	21336.....	282
20835.....	192	20979.....	187	21105.....	210	21224.....	351	21337.....	282
20836.....	192	20980.....	186	21106.....	210	21228.....	351	21338.....	282
20837.....	193	20981.....	186	21107.....	210	21229.....	351	21339.....	282
20838.....	193	20982.....	186	21108.....	210	21230.....	350	21340.....	282
20839.....	193	20983.....	186	21109.....	256	21237.....	238	21347.....	283
20840.....	193	20984.....	186	21110.....	187	21238.....	220	21348.....	283
20850.....	190	20985.....	186	21111.....	187	21239.....	220	21349.....	283
20851.....	190	20986.....	186	21112.....	190	21240.....	220,225	21353.....	218
20852.....	190	20987.....	186	21113.....	190	21241.....	220,225	21356.....	317
20853.....	192	20988.....	186	21114.....	197	21242.....	220,222-223	21360-12.....	279
20854.....	192	20989.....	188	21115.....	197	21243.....	220,222-223	21360-2.....	279
20859.....	191	20990.....	187	21116.....	197	21244.....	220	21360-7.....	279
20860.....	194	20991.....	187	21117.....	197	21245.....	220	21361-11.....	279
20861.....	194	20992.....	191	21118.....	425	21246.....	220,230,254	21361-5.....	279
20862.....	194	20993.....	191	21121.....	207,246	21247.....	220,230,254	21361-6.....	279
20863.....	194	20994.....	187	21122.....	207	21248.....	220	21384.....	212
20864.....	194	20995.....	187	21123.....	207	21249.....	220	21385.....	212
20865.....	194	20996.....	187	21124.....	207	21250.....	327,370	21386.....	212
20868.....	194	20997.....	186	21125.....	207	21251.....	327,370	21387.....	212,255
20869.....	194	20998.....	188	21126.....	207	21252.....	327,370	21388.....	212,255

21389	212,255	21657	273	21775	337	21916	288	22055	412
21392	248	21660	273	21776	337	21917	288	22056	412
21393	218	21661	273	21777	337	21918	288	22057	412
21394	426	21666	280	21779	337	21919	288	22058	412
21394-PI	426	21667	280	21780	337	21920	288	22061	268,325
21399	219,258	21668	280	21782	337	21923	288	22062	268,325
21400	427	21669	280	21787	337	21924	288	22064	226,273
21401	427	21671	275	21788	337	21925	288	22065	218,227,260
21402	427	21682	236	21795	341	21926	288	22066	263
21409	215,221	21683	236	21796	345	21927	288	22067	239
21468	191	21685	228	21797	345	21928	288	22068	225,234
21469	191	21686	236	21798	345	21929	288	22069	225,234
21470	191	21687	236	21799	345	21930	288	22071	235
21471	191	21688	236	21800	288	21931	288	22072	194
21475	243	21689	236	21801	288	21932	288	22073	194
21476	243	21690	241	21802	288	21933	268,288	22074	197
21500	291	21691	228	21803	288	21934	288	22075	197
21501	291	21694	236	21804	288	21935	288	22076	226
21502	291	21695	236	21805	288	21936	288,405	22077	237
21503	291	21696	236	21806	288	21937	288	22078	222-223,225
21504	291	21697	236	21807	288	21941	288	22079	245
21505	291	21699	235	21808	288	21942	288	22080	226
21506	291	21700	188	21809	288	21943	288	22081	271
21507	291	21701	188	21810	288	21944	288	22082	251
21508	291	21702	188	21811	288	21945	288	22083	220
21509	291	21703	188	21815	288	21946	288	22084	220
21510	291	21705	195	21816	288	21947	288	22085	220
21511	291	21706	195	21817	288	21948	288	22086	220
21512	291	21707	195	21818	288	21957	288	22089	248
21513	291	21708	191	21819	288	21958	288	22090	398
21514	291	21709	191	21820	288	21959	288	22091	398
21515	291	21710	221	21823	288	21960	288	22092	398
21516	291	21711	191	21824	288	21961	288	22093	398
21517	291	21712	191	21825	288	21962	288	22094	399
21540	289	21713	195	21826	288	21982	267	22095	399
21541	289	21714	191	21827	288	21983	267	22096	399
21542	289	21715	191	21828	288	21984	268	22097	399
21543	289	21716	191	21829	288	21991	266,272	22098	403
21544	289	21717	192	21830	288	21992	272	22099	403
21545	289	21718	192	21831	288	21997	266,271	22100	402
21546	289	21719	195	21832	288	21999	266	22101	402
21547	289	21720	341	21833	268,288	22004	278	22102	403
21548	289	21721	341	21834	288	22005	278	22103	403
21549	289,405	21722	341	21835	288	22006	278	22104	412
21550	289	21723	342	21836	288	22007	278	22105	399
21551	289	21724	338	21837	288	22008	278	22106	399
21552	289	21725	338	21841	288	22010	266,271	22107	399
21553	289	21728	339	21842	288	22011	271	22108	399
21554	289	21729	339	21843	288	22012	272	22111	426
21555	289	21730	339	21844	288	22013	272	22111-PI	426
21556	289	21731	339	21845	288	22014	271	22112	426
21557	289	21732	339	21846	288	22015	271	22112-PI	426
21558	289	21733	339	21847	288	22017	272	22113	426
21559	289	21734	339	21848	288	22019	267	22113-PI	426
21572	425	21741	343	21878	219	22020	267	22114	416
21572-R100	425	21742	343	21879	219	22021	267	22115	416
21581	256	21743	343	21883	219,237	22022	267	22116	416
21582	256	21744	343	21884	219	22023	268	22117	416
21583	256	21745	343	21891	191	22025	268	22118	413
21584	256	21746	343	21892	191	22026	268	22119	413
21586	289	21749	343	21893	241	22027	268	22120	413
21587	289	21750	343	21894	232,258	22028	267	22121	401
21588	289	21751	343	21895	245	22029	267	22122	410
21589	289	21752	343	21896	191	22030	267	22123	410
21593580	283	21753	343	21896-200.1	191	22031	267	22124	410
21601	262	21754	343	21897	191	22032	425	22126	406
21610	226,273	21755	343	21897-200.5	191	22038	412	22127	406
21620	236	21756	343	21898	248	22039	412	22128	228
21621	236	21761	344	21899	248	22040	412	22129	277,325
21642	198	21762	344	21900	288	22041	412	22130	277,325
21646	278	21763	344	21901	288	22042	412	22131	277,325
21647	278	21764	344	21902	288,405	22043	412	22132	277,325
21648	277,325	21765	344	21903	288	22044	412	22133	277,325
21649	276	21766	344	21904	288	22045	412	22134	277,325
21650	125	21767	344	21905	288	22046	412	22135	277,325
21651	125	21768	344	21906	288	22047	412	22136	280
21652	277,325	21769	343	21907	288	22049	412	22137	280
21653	276	21770	343	21908	288	22050	412	22138	280
21653-551	276	21771	343	21909	288	22051	412	22139	280
21653-552	276	21772	343	21910	288	22052	412	22140	281
21654	276	21773	343	21911	288,405	22053	412	22141	281
21655	276	21774	343	21915	288	22054	412	22142	281

22143	281	22284	194	22423	242	22525	289	22611	287
22171	194	22285	194	22424	125,229	22526	289	22612	287
22172	194	22286	194	22425	125,229	22527	289	22613	287
22173	194	22287	194	22426	125,229	22528	289	22614	287
22174	194	22288	196	22427	125,229	22530	289	22615	287
22175	222	22289	196	22428	125,229	22531	289	22616	287
22176	222	22292	326,371	22429	125,229	22532	289	22617	287
22177	222	22293	326,371	22430	125,229	22533	289	22618	287
22178	222	22294	326,371	22433	336	22534	289	22620	287
22179	235	22296	326,371	22434	336	22535	289	22622	297
22180	235	22297	326,371	22435	336	22536	292	22623	297
22181	218	22298	326,371	22436	336	22537	292	22624	297
22182	246,257	22299	326,371	22437	336	22538	292	22627	297
22183	250,257	22318	244	22438	336	22539	292	22628	291
22184	241,257	22319	244	22439	336	22540	287	22629	291
22185	244,257	22320	244	22440	336	22541	287	22630	246
22186	228,257	22328	236	22441	344	22542	287	22631	246
22187	263	22329	234	22442	344	22543	287	22632	246
22188	294	22330	250,258	22443	344	22544	287	22656	202
22189	294	22331	245	22444	344	22545	287	22656-R	202
22190	294	22333	246,258	22445	281	22546	287	22657	201-202,266
22191	294	22334	246,261	22446	281	22547	287	22658	201,266
22192	294	22335	241,258	22447	281	22548	287	22664	224
22193	294	22336	215	22452	280	22549	287	22665	224
22194	294	22337	238	22454	251	22550	287	22666	224
22195	294	22343	238	22455	251,261	22551	287	22667	224
22196	294	22344	268	22456	269	22552	287	22668	224
22197	294	22345	268	22457	269	22553	287	22669	224
22198	294	22346	268	22458	269	22554	287	22670	224
22199	294	22347	219	22459	269	22555	287	22671	224
22200	294	22348	219	22460	269	22556	287	22672	224
22201	294	22349	215	22461	269	22557	287	22673	224
22204	294	22350	215	22462	269	22558	287	22674	224
22205	294	22351	215	22463	269	22559	287	22683	240
22209	294	22352	215	22464	270	22560	129	22684	215
22210	206	22353	189	22465	270	22561	287	22685	232
22211	206	22354	239	22466	270	22562	287	22686	224
22212	206	22355	239	22467	270	22563	287	22687	233
22213	205	22356	296	22468	270	22564	287	22688	245
22214	205	22357	296	22469	270	22565	287	22689	218
22215	205	22358	347	22470	270	22566	287	22690	425
22216	205	22359	347	22471	270	22567	287	22691	425
22217	205	22360	347	22472	270	22568	287	22692	238
22218	205	22361	347	22473	270	22569	287	22695	238
22219	206	22362	347	22474	270	22570	287	22697	345
22220	210	22363	238	22475	270	22571	287	22698	345
22221	207,210,249	22364320	279	22476	270	22573	287	22699	345
22222	207,210,249	22364330	279	22477	270	22574	287	22700	345
22223	207,215	22364350	279	22478	270	22575	287	22701	345
22224	207,215	22367	268,325	22479	270	22576	287	22702	345
22225	207,215	22368	280	22480	270	22577	287	22703	345
22226	216,353	22369	280	22481	270	22578	287	22704	345
22227	216,353	22370	280	22482	301	22579	287	22705	345
22228	216,353	22371	280	22483	301	22580	287	22706	345
22229	216,353	22372	280	22485	297	22581	287	22707	337
22230	216,353	22373	280	22486	297	22582	287	22709	337
22231	247	22374	280	22487	297	22583	287	22710	337
22232	247	22375	280	22488	293	22584	287	22711	337
22233	247	22376	281	22489	293	22585	287	22712	337
22234	247	22377	281	22490	293	22586	287	22713	345
22235	247	22378	281	22491	293	22587	287	22714	345
22236	247	22379	281	22492	293	22588	287	22715	345
22237	247	22380	281	22493	293	22589	287	22716	345
22238	247	22400	186	22494	293	22590	287	22717	345
22239	247	22401	186	22495	293	22591	287	22718	345
22240	247	22402	186	22496	293	22592	287	22719	345
22241	215	22403	186	22497	293	22593	287	22720	345
22242	215	22404	186	22500	292	22594	287	22721	223
22268	188	22405	186	22501	292	22595	287	22722	223
22269	188	22406	186	22502	292	22596	287	22723	223
22270	188	22407	186	22503	292	22597	287	22724	222-223
22271	188	22408	186	22504	292	22600	273	22725	223
22272	188	22409	186	22505	292	22601	273	22726	223
22273	188	22410	186	22506	292	22602	273	22727	223
22274	194	22411	196	22507	292	22603	273	22728	222-223
22275	194	22412	196	22508	292	22604	273	22729	222-223
22276	194	22413	196	22509	292	22605	273	22730	223
22277	194	22414	196	22520	289	22606	273	22731	223
22278	195	22419	189	22521	289	22607	273	22732	222-223
22279	195	22420	189	22522	289	22608	244	22733	223
22282	253	22421	191	22523	289	22609	244	22734	223
22283	194	22422	191	22524	289	22610	287	22735	223

22736.....	223	22858.....	258	22942.....	405	23067.....	274	23156.....	286
22737.....	326,371	22863.....	289	22943.....	405	23068.....	274	23157.....	286
22741.....	326,371	22864.....	289	22944.....	405	23069.....	274	23158.....	286
22742.....	326,371	22865.....	289	22945.....	405	23070.....	274	23159.....	286
22743.....	326,371	22866.....	289	22946.....	405	23071.....	274	23160.....	286
22744.....	326,371	22867.....	289	22947.....	405	23072.....	233	23161.....	286
22745.....	326,371	22868.....	289	22948.....	405	23073.....	233	23162.....	286
22746.....	326,371	22869.....	289	22949.....	405	23074.....	233	23163.....	286
22747.....	326,371	22870.....	289	22950.....	412	23075.....	233	23164.....	286
22748.....	326,371	22871.....	289	22951.....	412	23078.....	236	23165.....	286
22749.....	356	22872.....	289	22952.....	412	23079.....	236	23166.....	286
22750.....	356	22873.....	289	22953.....	412	23080.....	249	23167.....	286
22751.....	356	22875.....	289	22954.....	416	23082.....	344	23168.....	286
22753.....	356	22876.....	289	22955.....	416	23083.....	344	23169.....	286
22754.....	356	22878.....	289	22956.....	416	23084.....	344	23170.....	286
22755.....	356	22879.....	289	22957.....	416	23085.....	344	23171.....	286
22756.....	356	22880.....	289	22964.....	416	23086.....	344	23172.....	286
22757.....	356	22881.....	289	22965.....	416	23087.....	344	23173.....	286
22758.....	356	22882.....	289	22966.....	412	23088.....	344	23174.....	286
22759.....	356	22883.....	289	22967.....	412	23089.....	344	23175.....	286
22760.....	356	22884.....	289	22968.....	412	23090.....	344	23176.....	286
22761.....	356	22885.....	289	22969.....	428	23091.....	344	23177.....	286
22762.....	356	22886.....	289	22970.....	428	23092.....	344	23178.....	286
22763.....	356	22887.....	289	22972.....	245	23093.....	344	23179.....	282,286
22764.....	356	22889.....	289	22973.....	186	23094.....	344	23180.....	286
22765.....	356	22890.....	289	22974.....	186	23095.....	344	23181.....	286
22766.....	349	22891.....	289	22975.....	186	23100.....	231,242,251,286	23182.....	286
22767.....	349	22892.....	289	22976.....	186	23101.....	286	23183.....	286
22768.....	349	22893.....	289	22979.....	188	23102.....	286	23184.....	282,286
22769.....	349	22894.....	289	22980.....	188	23103.....	286	23185.....	286
22770.....	349	22896.....	292	22983.....	187	23104.....	286	23186.....	282,286
22771.....	349	22897.....	292	22984.....	187	23105.....	286	23187.....	286
22772.....	349	22898.....	293	22985.....	187	23106.....	286	23188.....	286
22773.....	349	22899.....	293	22986.....	192	23107.....	286	23189.....	286
22774.....	349	22900.....	293	22987.....	192	23108.....	286	23190.....	286
22775.....	349	22901.....	293	22990.....	193	23109.....	286	23191.....	286
22776.....	349	22902.....	293	22991.....	193	23110.....	286	23192.....	286
22777.....	349	22903.....	293	22992.....	193	23111.....	286	23193.....	286
22778.....	349	22904.....	287	22993.....	193	23112.....	231,242,251,286	23194.....	286
22779.....	240	22905.....	287	22997.....	250,261	23113.....	286	23195.....	286
22780.....	240	22906.....	287	22998.....	261,295	23114.....	286	23196.....	286
22781.....	243	22907.....	287	22999.....	250,261,295	23115.....	286	23197.....	285
22782.....	216,240,243,245	22909.....	287	23001.....	295	23116.....	286	23198.....	294
22783.....	368	22910.....	287	23002.....	295	23117.....	286	23199.....	294
22784.....	368	22911.....	287	23004.....	295	23118.....	286	23200.....	294
22788.....	340	22912.....	287	23009.....	297	23119.....	286	23201.....	294
22789.....	340	22914.....	292	23010.....	235	23120.....	286	23202.....	294
22790.....	340	22915.....	292	23011.....	296	23121.....	286	23203.....	294
22791.....	340	22916.....	406	23012.....	296	23122.....	286	23204.....	294
22792.....	340	22917.....	406	23015.....	259	23123.....	286	23205.....	294
22793.....	340	22919.....	406	23018.....	218,227	23124.....	286	23206.....	294
22800.....	226,273	22920.....	406	23019.....	241	23125.....	286	23207.....	294
22809.....	216	22921.....	426	23020.....	256	23126.....	286	23208.....	294
22810.....	216	22921-PI.....	426	23026.....	259	23127.....	286	23209.....	294
22811.....	216	22922.....	426	23027.....	259	23128.....	286	23210.....	294
22812.....	216,240,243,245	22922-PI.....	426	23029.....	296	23129.....	282,286	23211.....	294
22813.....	216	22923.....	426	23030.....	296	23130.....	286	23212.....	294
22814.....	216	22923-PI.....	426	23031.....	226,273	23131.....	286	23213.....	294
22815.....	216,240,243,245	22924.....	426	23032.....	226,273	23132.....	286	23214.....	294
22820.....	226,273	22924-PI.....	426	23033.....	295	23133.....	286	23215.....	294
22831.....	344	22925.....	426	23034.....	237,261,295	23134.....	282,286	23216.....	294
22832.....	344	22925-PI.....	426	23035.....	225,234	23135.....	286	23300.1.....	179
22833.....	344	22926.....	426	23036.....	234	23136.....	282,286	23300.25.....	179
22834.....	344	22926-PI.....	426	23037.....	234	23137.....	286	23300.5.....	179
22835.....	344	22927.....	426	23038.....	244	23138.....	286	23301.1.....	179
22836.....	344	22927-PI.....	426	23039.....	226	23139.....	286	23301.25.....	179
22839.....	201,266	22928.....	426	23040.....	226	23140.....	286	23301.5.....	179
22839-R.....	201,266	22928-PI.....	426	23041.....	234	23141.....	285	23302.1.....	179
22840.....	429	22929.....	426	23042.....	226	23142.....	294	23302.25.....	179
22841.....	429	22929-PI.....	426	23043.....	234	23143.....	294	23302.5.....	179
22842.....	429	22930.....	405	23044.....	234	23144.....	294	23303.1.....	179
22843.....	429	22931.....	405	23045.....	234	23145.....	294	23303.25.....	179
22844.....	429	22932.....	405	23052.....	234	23146.....	294	23303.5.....	179
22845.....	429	22933.....	405	23053.....	234	23147.....	294	23305.1.....	179
22846.....	429	22934.....	405	23057.....	248	23148.....	294	23305.25.....	179
22847.....	429	22935.....	405	23058.....	248	23149.....	294	23305.5.....	179
22848.....	429	22936.....	405	23061.....	244	23150.....	286	23306.1.....	180
22849.....	429	22937.....	405	23062.....	244	23151.....	286	23306.25.....	180
22850.....	429	22938.....	405	23063.....	244	23152.....	286	23306.5.....	180
22855.....	238	22939.....	405	23064.....	234	23153.....	286	23307.1.....	180
22856.....	339	22940.....	405	23065.....	274	23154.....	286	23307.5.....	180
22857.....	339	22941.....	405	23066.....	274	23155.....	286	23308.1.....	179



**INDEX**  
**Catalog #**

23308.25.....	179	23349.....	394	23439.25.....	184	23931.....	360	24029.....	380
23308.5.....	179	23350.....	394	23439.5.....	184	23932.....	360	24030.....	380
23309.1.....	179	23351.....	394	23440.1.....	184	23933.....	360	24031.....	375
23309.5.....	179	23352.....	394	23440.25.....	184	23934.....	360	24032.....	375
23310.1.....	179	23353.....	394	23440.5.....	184	23935.....	360	24034.....	375
23310.25.....	179	23354.....	394	23441.1.....	184	23936.....	360	24035.....	375
23310.5.....	179	23355.....	394	23441.25.....	184	23937.....	360	24036.....	375
23311.1.....	180	23356.....	394	23441.5.....	184	23938.....	360	24038.....	375
23311.25.....	180	23357.....	394	23442.1.....	184	23939.....	360	24048.....	380
23311.5.....	180	23358.....	394	23442.25.....	184	23940.....	360	24049.....	376
23312.1.....	179	23359.....	394	23442.5.....	184	23941.....	360	24050.....	375
23312.25.....	179	23360.....	394	23443.1.....	184	23942.....	360	24051.....	375
23312.5.....	179	23362.....	394	23443.5.....	184	23943.....	360	24052.....	375
23313.1.....	179	23363.....	394	23444.1.....	184	23944.....	360	24053.....	417
23313.25.....	179	23364.....	394	23444.5.....	184	23945.....	360	24054.....	415
23313.5.....	179	23365.....	394	23445.1.....	184	23946.....	360	24055.....	415
23314.1.....	179	23366.....	394	23445.5.....	184	23947.....	360	24056.....	415
23314.25.....	179	23367.....	394	23446.1.....	184	23948.....	360	24057.....	415
23314.5.....	179	23368.....	394	23446.5.....	184	23949.....	360	24058.....	415
23315.1.....	179	23369.....	394	23447.1.....	184	23950.....	346,387	24059.....	415
23315.25.....	179	23370.....	395	23447.5.....	184	23951.....	346,387	24060.....	415
23315.5.....	179	23372.....	395	23448.1.....	184	23952.....	346,387	24061.....	415
23316.1.....	179	23373.....	395	23448.5.....	184	23953.....	346,387	24062.....	415
23316.25.....	179	23374.....	395	23449.1.....	182	23954.....	346,387	24063.....	415
23316.5.....	179	23375.....	395	23449.5.....	182	23955.....	346,387	24064.....	415
23317.1.....	182	23376.....	395	23450.1.....	182	23956.....	346,387	24065.....	415
23317.25.....	182	23377.....	393	23450.5.....	182	23957.....	346,387	24066.....	415
23317.5.....	182	23378.....	393	23451.1.....	182	23958.....	346,387	24067.....	415
23318.1.....	183	23379.....	393	23451.5.....	182	23959.....	346,387	24068.....	415
23318.25.....	183	23380.....	393	23452.1.....	182	23960.....	346,387	24069.....	415
23318.5.....	183	23381.....	395	23452.5.....	182	23961.....	346,387	24070.....	415
23319.1.....	183	23382.....	395	23453.1.....	182	23962.....	346,387	24071.....	415
23319.25.....	183	23383.....	395	23453.5.....	182	23963.....	346,387	24072.....	415
23319.5.....	183	23384.....	395	23454.1.....	182	23964.....	346,387	24073.....	415
23320.1.....	183	23385.....	395	23454.5.....	182	23965.....	346,387	24074.....	415
23320.5.....	183	23386.....	395	23455.1.....	183	23966.....	386	24075.....	415
23321.1.....	183	23387.....	395	23455.5.....	183	23967.....	386	24076.....	415
23321.25.....	183	23388.....	417	23456.1.....	183	23968.....	386	24077.....	415
23321.5.....	183	23389.....	417	23456.5.....	183	23969.....	386	24078.....	415
23322.1.....	183	23390.....	395	23457.1.....	183	23970.....	386	24079.....	415
23322.5.....	183	23391.....	395	23457.5.....	183	23971.....	386	24080.....	415
23323.1.....	184	23392.....	395	23458.1.....	183	23972.....	386	24081.....	415
23323.25.....	184	23393.....	395	23458.25.....	183	23973.....	386	24082.....	415
23323.5.....	184	23394.....	395	23458.5.....	183	23974.....	386	24083.....	415
23324.1.....	184	23395.....	395	23459.1.....	183	23975.....	386	24084.....	415
23324.25.....	184	23396.....	347	23459.5.....	183	23976.....	386	24085.....	415
23324.5.....	184	23397.....	347	23460.1.....	181	23977.....	386	24086.....	415
23325.1.....	184	23398.....	347	23460.5.....	181	23978.....	386	24087.....	415
23325.25.....	184	23399.....	347	23461.1.....	181	23979.....	386	24088.....	415
23325.5.....	184	23400.....	284	23461.25.....	181	23980.....	386	24089.....	415
23326.1.....	184	23401.....	284	23461.5.....	181	23981.....	386	24090.....	415
23326.25.....	184	23402.....	284	23462.1.....	181	23982.....	386	24091.....	415
23326.5.....	184	23406.....	220	23462.5.....	181	23983.....	386	24100.....	400
23327.1.....	184	23411.....	220	23463.1.....	181	23984.....	386	24104.....	400
23327.5.....	184	23412.....	220	23463.5.....	181	23985.....	386	24108.....	400
23328.1.....	181	23413.....	220	23465.1.....	181	23986.....	386	24120.....	400,405
23328.5.....	181	23414.....	220	23465.5.....	181	23987.....	386	24121.....	411
23329.1.....	181	23415.....	221	23466.1.....	181	23988.....	386	24123.....	407
23329.25.....	181	23416.....	221	23466.5.....	181	23989.....	386	24129.....	424
23329.5.....	181	23417.....	221	23908.....	360	23990.....	385	24130.....	426
23330.1.....	181	23418.....	220	23909.....	360	23991.....	383	24130-PI.....	426
23330.5.....	181	23419.....	220	23910.....	360	23992.....	383	24131.....	426
23331.1.....	181	23420.....	220	23911.....	360	23993.....	385	24131-PI.....	426
23331.5.....	181	23428.10.....	180	23912.....	360	23994.....	385	24132.....	426
23332.1.....	181	23429.10.....	180	23913.....	360	23995.....	385	24132-PI.....	426
23332.5.....	181	23430.1.....	180	23914.....	360	23996.....	391	24133.....	426
23333.1.....	179	23430.5.....	180	23915.....	360	23997.....	383	24133-PI.....	426
23333.25.....	179	23431.10.....	180	23916.....	360	23998.....	391	24134.....	426
23333.5.....	179	23432.10.....	180	23917.....	360	23999.....	392	24134-PI.....	426
23334.1.....	180	23433.10.....	180	23918.....	360	24002.....	378	24140.....	398
23334.5.....	180	23434.1.....	180	23919.....	360	24003.....	378	24140-650.....	398
23338.....	395	23434.5.....	180	23920.....	360	24004.....	380	24141.....	398
23339.....	393	23435.1.....	183	23921.....	360	24008.....	378	24141-650.....	398
23340.....	393	23435.25.....	183	23922.....	360	24011.....	379	24142.....	398
23341.....	393	23435.5.....	183	23923.....	360	24014.....	378	24142-650.....	398
23342.....	394	23436.1.....	184	23924.....	360	24016.....	378	24143.....	398
23343.....	394	23436.5.....	184	23925.....	360	24017.....	380	24143-650.....	398
23344.....	394	23437.1.....	184	23926.....	360	24020.....	380	24144.....	400
23345.....	394	23437.5.....	184	23927.....	360	24021.....	380	24145.....	400
23346.....	394	23438.1.....	184	23928.....	360	24025.....	380	24146.....	400
23347.....	394	23438.5.....	184	23929.....	360	24027.....	380	24147.....	400
23348.....	394	23439.1.....	184	23930.....	360	24028.....	380	24148.....	400

24151.....	408	24268.....	401	24539.....	361	24652.....	338	24760.....	364
24160.....	402	24269.....	400	24540.....	361	24653.....	338	24761.....	364
24161.....	402	24270.....	400	24541.....	362	24654.....	343	24762.....	364
24162.....	402	24282.....	407	24542.....	362	24655.....	343	24763.....	365-366
24163.....	402	24285.....	401	24543.....	362	24656.....	343	24764.....	365-366
24164.....	402	24295.....	416	24544.....	362	24657.....	343	24765.....	365-366
24165.....	402	24323.....	225	24545.....	363	24658.....	199,227,260,343	24766.....	362
24166.....	402	24324.....	198	24546.....	363	24659.....	343	24767.....	362
24167.....	402	24351.....	338	24547.....	363	24662.....	343	24768.....	362
24168.....	402	24352.....	338	24548.....	363	24663.....	343	24769.....	362
24169.....	402	24353.....	338	24549.....	363	24664.....	343	24770.....	363
24170.....	403,405	24354.....	338	24551.....	363	24665.....	343	24771.....	363
24171.....	403,405	24355.....	338	24555.....	363	24668.....	340	24772.....	363
24172.....	399	24356.....	338	24556.....	363	24669.....	340	24773.....	363
24173.....	399	24357.....	338	24557.....	364	24670.....	340	24774.....	363
24174.....	399	24358.....	338	24558.....	364	24671.....	338	24775.....	363
24175.....	399	24359.....	338	24559.....	364	24672.....	338	24776.....	363
24176.....	399	24360.....	338	24560.....	364	24673.....	338	24777.....	363
24177.....	399	24361.....	338	24561.....	364	24674.....	338	24778.....	363
24178.....	399	24362.....	338	24562.....	364	24675.....	342	24779.....	363
24179.....	399	24363.....	338	24563.....	364	24676.....	342	24780.....	350
24180.....	398	24364.....	338	24564.....	364	24677.....	342	24781.....	350
24180-650.....	398	24365.....	338	24567.....	364	24678.....	343	24782.....	350
24181.....	398	24366.....	338	24568.....	364	24679.....	343	24783.....	350
24181-650.....	398	24367.....	338	24571.....	364	24680.....	343	24784.....	350
24182.....	398	24368.....	338	24572.....	364	24681.....	343	24785.....	350
24182-650.....	398	24369.....	338	24575.....	364	24683.....	344	24786.....	350
24183.....	398	24370.....	338	24576.....	364	24684.....	344	24787.....	350
24183-650.....	398	24383.....	338	24578.....	364	24685.....	344	24789.....	351
24185.....	411	24384.....	338	24581.....	364	24686.....	344	24790.....	350
24186.....	411	24385.....	338	24582.....	364	24691.....	337	24791.....	350
24187.....	411	24386.....	338	24584.....	364	24692.....	337	24793.....	350
24188.....	411	24433.....	339	24591.....	364	24693.....	337	24794.....	350
24189.....	411	24434.....	339	24592.....	350	24694.....	345,389-390	24795.....	350
24190.....	411	24443.....	339	24593.....	350	24699.....	232	24797.....	351
24191.....	411	24444.....	339	24594.....	350	24700.....	361	24798.....	350
24192.....	411	24445.....	339	24595.....	350	24701.....	361	24799.....	350
24193.....	411	24446.....	339	24596.....	350	24702.....	361	24800.....	350
24194.....	411	24453.....	339	24597.....	350	24703.....	361	24801.....	350
24195.....	411	24454.....	339	24598.....	350	24704.....	361	24802.....	365
24196.....	411	24455.....	339	24599.....	350	24705.....	361	24803.....	365
24197.....	411	24456.....	339	24600.....	350	24706.....	361	24804.....	365
24198.....	411	24473.....	340	24605.....	365	24707.....	361	24805.....	365
24199.....	411	24474.....	340	24606.....	365	24708.....	361	24806.....	365
24205.....	411	24485.....	340	24607.....	365	24709.....	361	24807.....	365
24206.....	411	24486.....	340	24608.....	365	24710.....	361	24808.....	327,367
24207.....	411	24487.....	340	24609.....	365	24711.....	361	24809.....	327,367
24208.....	411	24488.....	340	24615.....	366	24712.....	361	24810.....	357
24215.....	408	24493.....	340	24616.....	366	24713.....	361	24811.....	357
24216.....	402	24494.....	340	24617.....	358,361	24715.....	361	24812.....	357
24217.....	402	24495.....	340	24619.....	341	24716.....	361	24813.....	357
24218.....	403	24496.....	340	24620.....	341	24717.....	364	24814.....	357
24219.....	403	24497.....	340	24621.....	341	24718.....	362	24815.....	357
24226.....	408	24498.....	340	24622.....	341	24719.....	362	24816.....	357
24229.....	403	24501.....	340	24623.....	341	24720.....	362	24817.....	357
24230.....	417	24502.....	340	24624.....	341	24721.....	362	24818.....	357
24232.....	403	24503.....	340	24625.....	341	24722.....	362	24819.....	233
24233.....	403	24504.....	340	24626.....	342	24723.....	362	24820.....	351
24234.....	403	24505.....	340	24627.....	342	24724.....	364	24821.....	351
24235.....	403	24506.....	340	24628.....	342	24725.....	364	24823.....	351
24236.....	403	24508.....	337	24629.....	342	24726.....	364	24824.....	351
24237.....	403	24510.....	337	24630.....	341	24727.....	364	24825.....	351
24238.....	403	24511.....	337	24631.....	341	24728.....	364	24826.....	351
24239.....	403	24512.....	337	24632.....	341	24729.....	364	24827.....	207,246
24245.....	403	24513.....	337	24633.....	341	24730.....	364	24828.....	207,246
24246.....	403	24516.....	337	24634.....	341	24734.....	364	24829.....	207,246
24247.....	403	24517.....	337	24635.....	341	24735.....	364	24830.....	363
24248.....	403	24518.....	337	24636.....	341	24737.....	364	24831.....	363
24249.....	403	24518A.....	337	24637.....	341	24738.....	364	24832.....	363
24255.....	403	24519.....	337	24638.....	341	24739.....	364	24833.....	363
24256.....	403	24520.....	337	24639.....	341	24741.....	364	24834.....	363
24257.....	403	24528.....	326,371	24640.....	341	24742.....	364	24835.....	363
24258.....	403	24529.....	326,371	24641.....	341	24743.....	364	24836.....	363
24259.....	403	24530.....	358,361	24642.....	342	24746.....	358	24837.....	363
24260.....	403	24531.....	361	24643.....	342	24747.....	358	24838.....	363
24261.....	403	24532.....	361	24644.....	342	24748.....	358	24839.....	363
24262.....	403	24533.....	361	24645.....	342	24749.....	358	24840.....	358
24263.....	403	24534.....	361	24646.....	338	24750.....	364	24841.....	358
24264.....	403	24535.....	361	24647.....	338	24752.....	364	24842.....	358
24265.....	403	24536.....	361	24648.....	338	24755.....	364	24843.....	358
24266.....	403	24537.....	361	24649.....	338	24757.....	364	24844.....	358
24267.....	407	24538.....	361	24651.....	338	24759.....	328,364,370	24845.....	358

24846	358	24956	354	25080	128	25252	315	25360	310
24848	206,230,254	24961	359	25081	128	25253	315	25361	310
24849	206,230,254	24962	359	25082	169	25254	315	25362	310
24851	354	24967	361	25083	169	25255	315	25363	310
24852	354	24969	249	25084	169	25256	389	25364	310
24853	354	24970	249	25087	169	25257	389	25365	310
24854	354	24971	248	25088	169	25258	299	25366	310
24855	354	24972	248	25095	314	25259	299	25367	310
24857	354	24973	249	25096	314	25260	302	25368	310
24858	354	24974	191	25100	329	25261	302	25369	310
24860	327,370	24975	191	25101	329	25262	302	25370	310
24861	327,370	24978	193	25102	329	25263	302	25371	310
24862	327,370	24979	193	25103	329	25264	302	25372	310
24863	327,370	24980	305	25104	329	25265	299	25373	310
24864	327,370	24981	305	25105	329	25266	301	25374	309
24865	327,370	24982	305	25106	329	25267	301	25375	309
24866	327,367	24983	305	25107	329	25268	301	25378	309
24867	327,367	24984	305	25108	329	25269	301	25379	309
24868	327,367	24985	305	25109	329	25270	299	25380	309
24869	327,367	24986	304	25110	329	25271	299	25381	311
24870	327,367	24989	317	25111	329	25272	299	25382	311
24871	327,367	24990	302	25112	329	25273	301	25384	311
24880	366	24993	168	25113	329	25275	299	25385	311
24881	366	24994	168	25114	329	25276	301	25386	309
24882	366	24995	168	25115	329	25277	301	25387	309
24883	366	24996	168	25116	329	25278	299	25388	309
24884	366	24997	168	25117	329	25279	308	25392	311
24885	366	24998	404	25118	329	25280	308	25393	390
24886	366	24999	404	25119	329	25281	308	25394	390
24887	366	25008	320	25120	329	25282	305	25399	302
24888	366	25014	320	25121	329	25284	304	25400	128
24889	366	25015	314	25122	329	25287	305	25401	128
24890	366	25016	314	25123	329	25288	305	25404	312
24891	366	25017	324	25124	329	25289	305	25405	312
24892	366	25018	324	25125	329	25290	305	25406	312
24894	351	25020	324	25126	329	25291	305	25407	312
24895	350	25021	170	25127	329	25292	305	25408	312
24896	249	25022	169-170	25128	329	25294	305	25409	312
24898	366	25023	169-170	25129	329	25295	305	25410	312
24899	245	25028	128	25130	329	25300	318	25412	311
24900	346	25030	128	25131	329	25301	318	25417	311
24901	346	25032	129	25132	329	25302	318	25420	311
24902	346	25033	129	25133	329	25303	318	25423	312
24903	346	25034	129	25134	329	25304	318	25424	312
24904	346	25035	129	25135	329	25305	318	25427	312
24905	346	25036	129	25138	321	25306	315,318	25428	309
24906	346	25037	129	25139	301,317	25307	315,318	25429	309
24907	346	25038	129	25140	301,317	25308	315	25431	303
24912	205	25039	129	25143	307	25309	315	25432	303
24913	275	25040	170	25144	307	25310	315	25433	303
24914	275	25041	170	25145	307	25311	318,320	25434	303
24915	275	25042	128	25146	307	25312	318,320	25435	303
24916	249	25044	128	25147	316	25313	320	25436	303
24917	249	25045	129	25148	316	25314	320	25437	303
24918	217	25046	129	25149	316	25315	320	25438	303
24919	365	25047	129	25150	316	25319	318	25466	301
24920	356	25048	129	25151	316	25320	315	25467	301,317
24921	356	25049	129	25152	316	25321	317	25468	304
24922	354,356,359	25050	129	25153	316	25323	314	25469	304
24923	356,359	25051	129	25154	316	25324	314	25470	304
24924	359	25052	129	25155	316	25325	317	25471	304
24925	356,359	25053	129	25156	316	25326	316	25472	305
24926	356,359	25054	129	25157	316	25327	316	25473	305
24927	359	25055	129	25158	316	25328	316	25474	306
24928	356,359	25056	129	25159	316	25329	316	25475	306
24929	356,359	25057	169-170	25176	301	25330	316	25476	306
24930	356,359	25058	299	25189	322	25331	316	25477	306
24932	356,359	25059	302	25194	322	25332	316	25478	306
24933	356,359	25065	315	25238	320	25333	316	25479	306
24934	359	25066	315	25239	320	25334	316	25480	306
24935	359	25067	315	25240	315	25335	316	25481	306
24937	250	25068	315	25241	315	25336	316	25482	306
24938	358,361	25069	315	25242	315	25337	316	25483	306
24939	365	25070	315	25243	315	25338	316	25484	306
24940	365	25071	329	25244	315	25339	316	25485	306
24941	327,367	25072	329	25245	315	25341	321	25486	306
24942	365	25073	329	25246	315	25342	321	25487	306
24943	365	25074	329	25247	315	25343	321	25488	306
24944	365	25075	329	25248	315	25344	301	25489	306
24945	327,367	25076	329	25249	315	25345	301	25492	311
24952	357	25077	329	25250	315	25347	301	25493	311
24953	357	25078	329	25251	315	25349	299	25494	311

25495.....	308	25803.....	139	26079.....	378	26191.....	390	26289.....	404
25496.....	308	25804.....	139	26080.....	378	26193.....	376	26290.....	404
25497.....	309	25805.....	139	26081.....	378	26194.....	376	26291.....	404
25498.....	310	25806.....	139	26082.....	378	26195.....	376	26292.....	404
25499.....	376	25807.....	139	26083.....	378-379	26204.....	381	26293.....	404
25500.....	127	25926.....	313	26084.....	378-379	26206.....	375	26294.....	404
25501.....	127	25927.....	313	26085.....	375	26207.....	375	26295.....	404
25502.....	127	25928.....	313	26086.....	375	26209.....	403	26296.....	404
25503.....	127	25929.....	313	26087.....	376	26210.....	403	26297.....	427
25504.....	127	25930.....	313	26088.....	376	26211.....	403	26298.....	427
25506.....	127	25931.....	313	26091.....	376	26212.....	403	26299.....	427
25507.....	127	25932.....	313	26092.....	376	26215.....	383	26300.....	427
25508.....	127	25933.....	313	26093.....	376	26216.....	383	26301.....	427
25509.....	127	25934.....	313	26096.....	389	26217.....	383	26302.....	427
25510.....	127	25935.....	313	26098.....	389	26218.....	383	26303.....	427
25511.....	127	25936.....	313	26100.....	389	26219.....	383	26304.....	427
25550.....	129	25937.....	313	26110.....	388-389	26220.....	383	26305.....	427
25551.....	129	25938.....	313	26112.....	389	26221.....	383	26306.....	427
25552.....	129	25939.....	313	26114.....	389	26222.....	383	26307.....	427
25553.....	129	25940.....	170,313	26116.....	389	26223.....	383	26308.....	427
25561.....	129	25941.....	309	26118.....	389	26224.....	383	26309.....	427
25562.....	129	25942.....	308	26119.....	389	26225.....	383	26310.....	427
25563.....	129	25943.....	308	26120.....	389	26226.....	383	26311.....	427
25564.....	129	25944.....	308	26121.....	345,389	26228.....	375	26312.....	427
25565.....	129	25945.....	308	26122.....	345,389	26229.....	389	26313.....	427
25566.....	129	25946.....	308	26123.....	383	26230.....	385	26314.....	427
25567.....	129	25947.....	308	26124.....	383	26231.....	385	26315.....	427
25568.....	129	25948.....	309	26125.....	383	26232.....	385	26316.....	427
25569.....	129	25949.....	309	26126.....	383	26233.....	385	26317.....	427
25570.....	129	25950.....	309	26127.....	376	26234.....	385	26318.....	427
25571.....	129	25951.....	309	26128.....	376	26235.....	383	26319.....	427
25572.....	129	25952.....	309	26129.....	376	26236.....	383	26320.....	427
25573.....	129	25953.....	309	26130.....	378-379	26237.....	383	26322.....	427
25574.....	129	25954.....	309	26131.....	378-379	26238.....	383	26323.....	427
25575.....	129	25955.....	310	26132.....	390	26239.....	383	26324.....	427
25576.....	129	25956.....	310	26134.....	390	26242.....	383	26326.....	427
25577.....	129	25957.....	310	26135.....	381	26243.....	383	26327.....	427
25578.....	129	25958.....	311	26136.....	381	26244.....	383	26336.....	405
25579.....	129	25959.....	389	26137.....	381	26245.....	383	26337.....	405
25580.....	129	25988.....	380	26138.....	256	26246.....	391	26338.....	405
25581.....	129	25990.....	169-170	26139.....	256	26247.....	391	26339.....	405
25582.....	129	25991.....	378-379	26140.....	256	26248.....	391	26340.....	419
25583.....	129	25992.....	379	26141.....	256	26249.....	385	26341.....	419
25584.....	129	25993.....	388	26142.....	386	26250.....	379	26342.....	419
25585.....	129	25994.....	388	26143.....	386	26251.....	391	26343.....	419
25586.....	129	25995.....	388	26144.....	386	26252.....	410	26344.....	419
25587.....	129	25996.....	388	26145.....	380,386	26253.....	410	26345.....	419
25588.....	129	25997.....	388	26146.....	386	26254.....	410	26346.....	418
25589.....	129	26000.....	377	26147.....	386	26255.....	410	26347.....	418
25590.....	129	26001.....	377	26148.....	386	26256.....	410	26348.....	418
25591.....	129	26002.....	377	26149.....	386	26257.....	410	26349.....	418
25592.....	129	26003.....	377	26150.....	386	26258.....	410	26350.....	418
25593.....	129	26004.....	377	26151.....	386	26259.....	410	26351.....	418
25594.....	129	26005.....	377	26152.....	386	26260.....	390	26352.....	418
25595.....	129	26006.....	377	26153.....	386	26261.....	199,227,260	26353.....	418
25596.....	129	26007.....	377	26155.....	386	26262.....	199,227,260	26354.....	418
25597.....	129	26008.....	377	26156.....	386	26263.....	404	26355.....	418
25598.....	129	26009.....	377	26157.....	386	26264.....	404	26356.....	419
25599.....	129	26010.....	377	26158.....	386	26265.....	404	26357.....	420
25608.....	129	26011.....	377	26159.....	391	26266.....	404	26358.....	420
25609.....	129	26012.....	377	26160.....	391	26267.....	404	26359.....	420
25610.....	129	26013.....	377	26161.....	391	26268.....	404	26360.....	420
25611.....	129	26014.....	377	26162.....	391	26269.....	404	26361.....	421,458,463,
25612.....	129	26015.....	377	26166.....	389	26270.....	404		517,519,558
25613.....	129	26016.....	377	26167.....	390	26271.....	404	26362.....	421,458,463,
25614.....	129	26017.....	377	26168.....	390	26272.....	404		517,519,558
25615.....	129	26018.....	377	26169.....	390	26273.....	404	26363.....	421
25616.....	129	26019.....	377	26170.....	390	26274.....	404	26364.....	421
25620.....	129	26020.....	377	26172.....	390	26275.....	404	26365.....	421
25621.....	129	26021.....	377	26174.....	390	26276.....	404	26366.....	420,563
25622.....	129	26022.....	380	26176.....	390	26277.....	404	26367.....	420,463,526
25623.....	129	26023.....	380	26178.....	390	26278.....	404	26368.....	421
25624.....	129	26024.....	380	26180.....	389	26279.....	404	26369.....	421
25625.....	129	26030.....	375	26181.....	392	26280.....	404	26370.....	421
25626.....	129	26031.....	375	26182.....	392	26281.....	404	26371.....	425
25627.....	129	26032.....	376	26183.....	392	26282.....	404	26372.....	425
25628.....	129	26033.....	381	26184.....	389	26283.....	404	26373.....	428
25641.....	126	26035.....	375	26185.....	392	26284.....	404	26374.....	428
25642.....	126	26063.....	376	26187.....	389-390	26285.....	404	26375.....	428
25800.....	139	26065.....	376	26188.....	389-390	26286.....	404	26376.....	428
25801.....	139	26077.....	378	26189.....	390	26287.....	404	26377.....	428
25802.....	139	26078.....	378	26190.....	389	26288.....	404	26378.....	428

26393.....	301	27086.....	204,217,240,248	30036.....	509	30243.....	471,516	30444.....	511
26395.....	319	27087.....	204,217,240,248	30037.....	509	30244.....	517	30445.....	511
26396.....	319,321	27088.....	204,217,240	30038.....	509	30245.....	440	30446.....	511
26397.....	319,321	27089.....	204,217,240	30040.....	441,510	30246.....	440,480,516	30447.....	513
26398.....	319,321	27090.....	204,217,240,243,248	30041.....	510,518	30248.....	440	30450.....	567
26399.....	319,321	27091.....	204,217,240,243,248	30042.....	463,472,511-512, 517-518,520,523	30249.....	440	30451.....	567
26400.....	324	27092.....	204	30043.....	511	30250.....	441	30452.....	562
26401.....	324	27093.....	204	30044.....	511	30251.....	441	30453.....	442,562
26402.....	324	27094.....	204	30045.....	511	30252.....	441	30454.....	562
26403.....	324	27095.....	204	30046.....	511	30253.....	441	30456.....	523
26404.....	324	27096.....	204,248	30047.....	511	30254.....	441	30457.....	522
26405.....	324	27097.....	204,248	30048.....	445,471,479,510, 518,559,566	30258.....	441	30460.....	523
26406.....	324	27098.....	204,245	30049.....	442,510	30259.....	441	30461.....	559
26407.....	324	27099.....	204,245	30051.....	458,464,472,517,519,558	30261.....	441	30462.....	445
26408.....	329	27121.....	204,217	30055.....	517	30263.....	441	30463.....	510,518
26409.....	321	27122.....	204,217	30056.....	472	30264.....	441	30465.....	482,520,561
26410.....	321	27124.....	204	30057.....	472	30265.....	441,520	30466.....	442,482,521,561
26411.....	321	27125.....	204	30062.....	472,518	30266.....	441	30467.....	443,482,521,561
26412.....	321	27127.....	204	30065.....	464,558	30267.....	441	30468.....	564
26413.....	321	27128.....	204	30066.....	441,464,559	30270.....	442	30469.....	441
26414.....	321	27130.....	204	30067.....	441,464,519,559	30271.....	442	30470.....	441,482,521
26415.....	321	27131.....	204	30068.....	445,464,479,559,566	30272.....	442	30471.....	465,479,519,561,565
26416.....	316	27133.....	204,240	30069.....	464,558	30274.....	442	30472.....	443,476,557
26417.....	324	27134.....	204,240	30073.....	519	30275.....	442	30473.....	444
26418.....	324	27136.....	204,217,240	30074.....	519	30276.....	442	30474.....	441
26419.....	324	27137.....	204,217,240	30075.....	519	30277.....	442	30475.....	520
26420.....	324	27139.....	204,217,240	30076.....	521	30278.....	442	30476.....	442,521
26421.....	324	27140.....	204,217,240	30080.....	479	30279.....	442	30477.....	457,520
26422.....	324	27142.....	204,217,240,243	30081.....	445,464,555,559	30280.....	442	30479.....	519
26423.....	299	27143.....	204,217,240,243	30082.....	441,464,519,559	30281.....	442	30482.....	444,447,500,504, 512,520,522
26424.....	299	27145.....	204	30083.....	445,464,479,559,566	30283.....	442	30483.....	478,555
26425.....	303	27146.....	204	30084.....	441,464,479,559,566	30285.....	442	30484.....	472,512,516
26426.....	305	27148.....	204	30089.....	445	30286.....	442	30485.....	464,558
26427.....	305	27149.....	204	30091.....	522	30287.....	442,481	30486.....	464,558,564-565
26428.....	309	27151.....	204	30092.....	522	30288.....	442,482,521,561	30487.....	445,454,477,557
26429.....	309	27152.....	204	30093.....	445,522	30289.....	442	30488.....	458,464,472, 517,519,558
26430.....	307	27155.....	204,245	30094.....	440,475,556	30290.....	442	30489.....	457,520
26516.....	323	27155.....	204,245	30096.....	445,454,464,556	30292.....	443	30492.....	524
26517.....	323	27184.....	225	30097.....	445,454	30293.....	443	30494.....	440
26518.....	323	27185.....	230,254	30098.....	445,454	30297.....	443	30495.....	440
26519.....	307	27190.....	237	30099.....	445,454	30299.....	444	30497.....	471,516
26520.....	299	27191.....	237	30100.....	455	30300.....	513	30498.....	442
26521.....	305	27192.....	237	30112.....	445,452,481	30304.....	513	30540.....	564
26522.....	300	27193.....	237	30201.....	512	30400.....	444	30541.....	564
26526.....	300	27194.....	233	30202.....	513	30401.....	444	30542.....	564
26527.....	300	27195.....	233	30203.....	513	30402.....	443,482,521	30543.....	474,564
26528.....	300	27196.....	233	30204.....	513	30403.....	444	30544.....	564
26529.....	300	27197.....	318	30205.....	445,464,555,559	30404.....	444	30545.....	474,565
26530.....	300	27198.....	318	30206.....	445,464,555,559	30407.....	444	30600.....	480,516
26531.....	300	27199.....	225	30207.....	440,475,556	30409.....	444	30601.....	513
26532.....	300	27200.....	226	30208.....	440	30410.....	445	30602.....	480,512
26533.....	300	30001.....	522	30211.....	509	30411.....	445	30603.....	510,512
26534.....	300	30002.....	522	30212.....	516,518	30412.....	445	30604.....	562
26535.....	300	30003.....	441,447,522	30213.....	458,464,472,517,519,558	30413.....	445	30605.....	562
26536.....	300	30004.....	522	30214.....	457,519	30414.....	445	30607.....	512
26537.....	300	30005.....	522	30215.....	480,519	30415.....	445	30608.....	460,526
26538.....	318	30006.....	480,518,523	30216.....	445,457,521,523	30416.....	445	30609.....	441,460,483
26539.....	318	30007.....	523	30217.....	518	30418.....	445	30611.....	478,525
26540.....	318	30008.....	523	30218.....	518	30419.....	445	30613.....	443
26541.....	318	30009.....	524	30219.....	509	30420.....	445	30614.....	442,481,519
26542.....	318	30010.....	524	30220.....	509	30421.....	445	30615.....	460,483
26543.....	319	30011.....	522	30221.....	509	30422.....	445	30616.....	460,483
26544.....	319	30012.....	440,449	30222.....	471,518	30423.....	445	30617.....	440,482,521
26545.....	319	30013.....	514	30223.....	441,510	30424.....	445	30618.....	441,482,521
26546.....	329	30014.....	514	30224.....	441,510	30425.....	445	30619.....	512
26547.....	309	30015.....	514	30225.....	445,510	30426.....	445	30620.....	442,460,552
26549.....	320	30016.....	514	30226.....	441,510	30427.....	520	30621.....	440
26550.....	319	30017.....	514	30227.....	442,510	30429.....	445	30622.....	441
26551.....	318	30020.....	463,472,516	30228.....	441,510	30430.....	442	30624.....	522
26552.....	355	30021.....	472,516	30230.....	441,510	30431.....	511	30625.....	522
26553.....	355	30022.....	472,517	30231.....	464,558,561	30432.....	511	30626.....	482,520
26554.....	355	30023.....	471,516-517	30233.....	509	30433.....	565	30627.....	442,482,521
26555.....	355	30024.....	508,521	30235.....	509	30434.....	562	30628.....	442,482,521
26556.....	355	30025.....	440,510	30236.....	561	30435.....	442,562	30629.....	440,482,521
26557.....	355	30026.....	441,471,510,518,559	30237.....	464,558	30436.....	445,454	30630.....	522
26558.....	355	30027.....	442,510	30238.....	441,521	30437.....	455	30631.....	440,482,521
26559.....	355	30028.....	442,510	30239.....	512	30438.....	523	30632.....	523
26560.....	355	30029.....	442,510	30240.....	519	30439.....	463,472,511-512, 517-518,520,523	30633.....	520
27082.....	204,217	30030.....	443,471,510,518	30241.....	519	30442.....	524	30634.....	442
27083.....	204,217	30031.....	444,510	30242.....	521			30642.....	514
27084.....	204,217	30032.....	442,471,510,518						
27085.....	204,240,248	30035.....	471,516						



30645	440,480,516,521	31074.25	499,504	31268	440	31497	442,502	31698	478,555,566
30646	440,480,516,521	31075	503	31269	440	31498	444,453,462	31699	449
30671	445,540	31082	503	31270	441	31499	444,453,462	31800	441
30672	540	31083	503	31271	441	31600	444,453,462	31801	441
30673	540	31084	499,504	31272	441	31601	442,453,462	31802	441
30674	540	31084.15	499,504	31273	441	31602	444,453,462	31803	441
30712	542	31084.25	499,504	31274	441	31607	461	31804	441
30713	543	31085	503	31275	441	31608	461	31805	449
30715	543	31086	475,499,503	31276	442	31609	461	31806	501
30717	543	31086.15	475,499,503	31277	443	31610	461	31807	533
30719	543	31086.25	475,499,503	31278	443	31612	444,453,461-462	31808	457,480
30721	543	31087	499,503	31279	443	31613	454	31809	449
30723	542	31087.15	499,503	31280	444	31614	561	31810	507
31001	442,447,500,504	31087.25	499,503	31281	444	31615	447,500	31811	443,507
31002	503	31088	493	31282	444	31616	500	31813	507
31003	503	31089	493	31283	444	31617	500	31814	478,566
31004	499,504	31090	493	31284	441	31618	501	31815	501
31004.15	499,504	31091	443,496	31285	444	31619	501	31816	445,560
31004.25	499,504	31092	443,496	31291	442	31620	502	31817	560
31005	503	31093	442,458,555,560	31292	443	31621	502	31818	560
31006	475,496,499,503	31094	443,476,555,560	31296	444	31623	502	31819	478,555,559
31006.15	475,496,499,503	31095	445,458,479,559,565	31297	444	31624	440,502	31821	444,453,462
31006.25	475,496,499,503	31096	443,458,479,559,565	31298	444	31626	502	31822	440,510,512
31007	506	31097	445,458,479,559,565	31299	445	31627	502	31823	443,451
31008	506		559-561,565	31400	445	31628	536,550	31825	491,496
31009	506	31098	441,458,479,559,565	31401	445,496	31629	445	31826	491,496
31010	506		559,563,566	31402	445	31630	459,527	31827	497
31011	473,506	31116	550	31403	444	31631	459,527	31828	445,474,496-497
31012	506	31117	550	31409	442	31636	445,527	31829	498
31013	506	31118	550	31415	441	31637	478,555	31830	561
31014	499	31200	478,555	31420	441	31638	560	31831	561
31014.15	499	31206	475,496,499,503	31426	442	31639	478,566	31832	561
31014.25	499	31206.15	475,496,499,503	31427	444	31641	459,527	31833	441
31024	475,499,503	31206.25	475,496,499,503	31428	444	31644	465	31834	457,501,506
31024.15	475,499,503	31208	507	31429	444	31645	465	31835	442,457,506-507
31024.25	475,499,503	31210	507	31430	441	31646	465	31836	441
31025	499,503	31211	441,507	31435	443	31647	465	31837	443,457
31025.15	499,503	31214	560,564-565	31436	443	31648	445,465	31838	441,475,556
31025.25	499,503	31215	443,476,556	31439	445	31649	442,465,468	31839	443,476,556
31026	442,457,506	31216	443,475,556	31441	441	31650	442,465	31840	442,446
31027	502,508	31217	443,475,556	31442	442	31651	442,465	31841	473
31028	498,502,508	31218	443,476,556,560	31443	442	31652	442,465,468	31842	442,473
31029	493	31219	443,476,557	31444	442	31653	441,465	31843	473
31030	457,501,506	31220	443,476,557	31449	441	31655	442,465	31845	494
31031	494	31222	541	31450	462	31656	443,465	31846	494
31032	481	31223	541	31451	462	31657	444,453,462	31847	441,494
31033	461,471	31224	454	31452	442,453,461-462	31658	444,453,462	31848	494
31034	465,471	31225	444,454,477,557	31453	442,453,462	31659	444,453,462	31850	500
31035	471	31226	444,454	31455	473	31660	444,453,462	31852	457,501,507
31036	498	31227	444,454	31456	444,562	31661	442,453,462	31853	442,481
31037	440,496	31228	444,454	31457	481	31662	442,453,462	31854	441,483
31039	442,496	31229	443,454,476,556	31458	474,563	31663	442,453,462	31855	442,483,496
31040	442,466,468,496	31230	443,454	31459	563	31664	442,453,462	31856	442,466,468
31041	442,496	31231	443,454	31460	563	31665	443,453,462	31857	473
31043	444,474,496,563	31232	443,454	31462	507	31666	445,453,462	31858	442,527
31044	444,461,496	31233	442,454,458,556	31463	507	31667	445,453,462	31859	445,527
31045	444,496	31234	442,454	31464	444,477,555,560	31668	445,453,462	31860	445,527
31046	444,496	31235	442,454	31465	445,477,555	31669	445,453,462	31864	470,525
31047	443,496	31236	442,454	31469	474,567	31670	440,453,462	31865	483,525
31048	444,496	31237	455	31470	440	31671	440,453,462	31867	490,525
31049	444,496	31238	455	31472	482	31672	444	31868	469,525
31053	449	31239	455	31473	482	31673	458,473,558	31871	525
31061	499	31240	476,557	31474	445,482	31674	541	31872	525
31061.15	499	31242	443,476,556	31475	445,482	31675	541	31877	444,562
31061.25	499	31243	443,476,556	31476	445,482	31676	459,527	31878	562
31062	475,499,503	31244	443,475,556	31477	445,482	31677	527	31879	441
31062.15	475,499,503	31246	443,475,556	31478	445,482	31678	527	31880	442,458,539,556,559
31062.25	475,499,503	31248	443,476,556,560	31479	563	31679	527	31881	441,465
31063	499,503	31249	443,476,556,560	31480	474,563	31680	527	31882	441,465
31063.15	499,503	31250	443,476,557	31481	474,563	31681	445,527	31885	475,499,503
31063.25	499,503	31252	443,476,557	31482	479,566	31682	459,527	31885.15	475,499,503
31064	567	31254	443,476,557	31483	479,566	31684	479,525	31885.25	475,499,503
31065	440,458,559-560,563	31256	443,476,555,560	31484	479,566	31685	444,525	31886	475,499,503
31066	445,458,559-561	31257	443,476,555,560	31487	444,479,565	31687	500	31886.15	475,499,503
31069	449	31258	442,458,555,560	31488	474,567	31687.15	500	31886.25	475,499,503
31071	499	31259	442,458,555,560	31489	567	31687.25	500	31887	475,499,503
31071.15	499	31260	444,454,477,557	31490	567	31688	457,501,507	31887.15	475,499,503
31071.25	499	31261	444,454,477,557	31491	567	31689	500	31887.25	475,499,503
31072	503	31262	443,476,557	31492	504	31694	493	31888	475,499,503
31073	503	31264	473	31493	503	31695	493	31888.15	475,499,503
31074	499,504	31266	562	31494	506	31696	493	31888.25	475,499,503
31074.15	499,504	31267	440	31496	440	31697	493	31889	475,499,503



31889.15	475,499,503	32072	441,489,491	32277	490	33008	491	33200	444,466
31889.25	475,499,503	32073	487	32278	490	33009	491	33201	444,466
31890	440,453,462	32074	487	32279	441,490	33010	491	33202	441,466
31891	549	32075	440,495,540	32280	445,490	33011	497	33203	442,466
31892	549	32076	440,495,540	32281	445,490	33012	489,497	33204	462
31893	549	32077	440,495,540	32282	441,490	33013	489,497	33205	442,462
31894	549	32078	440,495,540	32283	445,496	33017	440	33207	440,496
31896	465	32079	440,495,540	32284	445,496	33020	443,539	33208	440,496
31898	481	32080	440,495,540	32285	444,496	33021	444,539	33209	444,496
31899	497	32081	440,495,540	32286	443,496	33022	442,539	33211	497
31900	505	32082	440,495,540	32287	443,496	33023	445,539	33227	494
31902	505	32083	440,495,540	32288	443,496	33024	441,539	33247	443,535
31903	505	32084	440,495,540	32289	442,484,487,496	33025	445,539	33248	441,535
31904	505	32085	440,495,540	32290	496,526	33026	444,539	33249	440,535
31905	505	32086	440,495,540	32291	486,488	33027	444,447,500,504,512,520,522	33250	440,535
31954	481	32087	440,495,540	32292	486,488	33028	475,499,503	33251	441,535
31963	537	32088	440,495,540	32293	444,496	33029	499,503	33252	441
31964	445,537	32089	494	32294	496,526	33028.15	475,499,503	33253	535
31995	473,502	32090	494	32297	488	33028.25	475,499,503	33254	535
31996	443,502	32091	444,484	32298	488	33029	499,503	33255	444,537
31998	470	32092	442,484	32299	495	33029.15	499,503	33256	444,537
31999	537	32093	484	32400	494	33029.25	499,503	33257	444,537
32000	486	32094	484	32401	495	33030	499,504	33258	445,537
32001	487	32095	484	32404	489	33030.15	499,504	33259	445,537
32002	487	32096	484	32406	492,535	33030.25	499,504	33260	445,537
32003	489	32097	484	32407	492,535	33031	499	33261	444,536
32004	489	32098	441	32408	492,535	33031.15	499	33262	444,537
32005	445,484,489,491	32099	441	32409	440,495	33031.25	499	33263	444,537
32006	440,495	32200	441	32410	440,495	33032	441,539	33264	440,536
32007	440,495	32201	441	32412	532	33033	445,539	33265	536
32008	440,495	32202	441	32413	532	33034	542	33266	536
32009	440,495	32203	441	32414	532	33035	546	33267	536
32010	440,495	32204	440	32415	486,488,497,501	33036	546	33268	536
32011	440,495	32205	440	32416	495	33037	546	33900	461
32012	440,495	32206	441	32417	484,487	33038	546	33901	442,453,461-462
32013	486,508	32207	441	32418	490,526	33039	546	33902	444,461
32014	469,508	32208	440	32419	501	33040	546	33903	445,461
32015	445,484,486,489,491,508	32209	441	32420	495,497	33041	546	33905	462
32016	441,486,489,491,508	32211	441	32423	489,497	33042	546	33906	448
32017	445,487	32212	441	32424	445,540	33043	545	33908	447
32018	488	32215	441	32425	445,540	33044	545	33909	448
32019	448,508	32216	441	32426	443,469	33045	545	33910	444,481
32021	441,489,491	32217	441	32427	443,469	33046	545	33911	444,481
32022	485	32218	442	32428	440,469	33047	545	33912	445
32023	448,508	32226	441	32429	467,469	33048	545	33913	503
32024	485	32227	441	32430	467,469	33049	541	34000	441,452
32025	442,487	32228	443	32431	467,469	33050	541	34002	443,452
32027	445,487	32230	443	32432	441,465-469	33051	459,544	34003	443,453
32028	445,487	32231	443	32433	491	33052	459,544	34004	443,453
32029	442,484,487	32232	443	32434	491	33053	459,544	34005	443,452
32030	442,484,487	32233	443	32435	483	33054	459,544	34006	444,452
32031	488	32235	444	32436	444	33055	459,544	34007	444,452
32032	488	32236	445	32437	469	33056	459,544	34008	442,453
32033	488	32238	445	32438	483	33057	546	34009	445,453
32034	488	32239	441	32439	442,466-468	33058	546	34010	441,452
32039	495	32240	441	32443	467	33059	546	34011	441,452
32040	488	32241	441	32444	467	33060	544	34014	452
32041	449,508	32243	445	32445	442,470,526	33061	544	34015	441,452
32042	449,508	32244	445	32446	442,470	33062	544	34016	441,452
32045	484	32245	445	32447	445,470	33063	547	34017	442,452
32049	442,466-468	32246	445	32448	444,470	33064	547	34018	442,452
32050	442,466-468	32247	442	32449	444,470	33065	547	34020	440,452
32053	442,466,468	32248	442	32450	442	33066	547	34021	443,452
32054	466-468	32249	442	32453	486	33067	547	34022	441,453
32055	466-468	32250	442	32454	486	33068	547	34024	444,453
32056	441,465-469	32251	442	32456	495	33069	547	34025	444,453
32057	441,465-468	32252	442	32457	486	33070	547	34026	444,453
32058	467-468	32253	441,465-469	32459	501	33071	547	34027	444,453
32059	467-468	32254	441,465-468	32460	501	33072	547	34028	440,452
32060	485,494	32255	440	32461	470	33073	500	34029	440,452
32061	466,468	32256	440	32463	442,485	33073.15	500	34030	440,452
32062	466,468	32257	440	32464	442,485	33073.25	500	34031	441,452
32063	466	32261	441	32465	442,485	33074	440,457	34032	441,452
32064	440,495	32264	442,468	32466	442,485	33082	443,457	34033	443,452
32065	440,495	32265	444,468	32467	442,485	33091	443,457	34034	443,452
32066	440,495	32266	444	32468	485	33092	440,466	34035	443,452
32067	440,495	32268	444	33000	445,480	33093	457	34036	444,452
32068	440,495	32269	443,468	33001	445,480	33094	440,466	34037	444,452
32069	440,495	32271	443,468	33002	443,480	33096	440,466	34038	445,452
32070	440,495	32272	483	33003	443,480	33098	491	34039	445,452
32071	445,484,489,491	32274	441,483	33004	443,480	33099	440,466	34042	440,452
		32275	483	33007	491	33105	534	34043	441,452

34044	441,452	34429-PI	421	34489	423	35016	531	36004	552
34045	441,452	34430	419	34489-PI	423	35017	531	36005	442,460,552
34046	441,452	34430-PI	419	34491	423	35018	531	36006	552
34047	442,452	34431	419	34492	423	35021	531	36007	552
34049	443,452	34431-PI	419	34492-PI	423	35022	531	36008	552
34050	443,452	34432	419	34493	423	35023	531	36009	552
34051	443,452	34432-PI	419	34493-PI	423	35024	531	36010	451
34053	444,452	34433	419	34494	423	35025	531	36011	451
34054	444,452	34433-PI	419	34495	423	35026	531	36224	444,541
34055	444,452	34434	420	34495-PI	423	35027	531	36225	101,444,541
34056	445,452	34434-PI	420	34496	423	35034	531	36226	444,541
34057	445,452	34435	420	34497	423	35035	531	36227	101,444,541
34058	443,452	34435-PI	420	34497-PI	423	35036	531	36232	451
34059	443,453	34436	420	34498	423	35037	443,530	36233	451
34060	444,453	34436-PI	420	34499	423	35038	443,530	36234	451
34062	444,453	34437	420	34499-PI	423	35039	443,530	36235	451
34063	443,452	34437-PI	420	34500	423	35040	444,530	36236	451
34064	443,453	34438	422	34500-PI	423	35041	443,530	36237	451
34065	444,452	34439	422	34501	423	35042	444,530	36238	451
34066	441,452	34440	422	34501-PI	423	35043	444,530	36239	451
34067	445,452	34441	422	34502	423	35044	444,530	36248	451
34068	445,452	34442	422	34502-PI	423	35045	444,530	36249	451
34069	442,452	34443	422	34504	423	35046	444,530	36251	451
34070	443,452	34445	421	34505	423	35047	444,530	36252	451
34071	443,452	34445-PI	421	34505-PI	423	35048	444,530	36253	451
34072	443,452	34448	423	34507	423	35049	444,530	36254	451
34073	444,452	34449	423	34508	423	35050	443,530	36255	451
34077	441,453	34449-PI	423	34508-PI	423	35051	444,530	36256	451
34078	441,453	34451	423	34511	423	35052	444,530	36257	451
34079	444,453	34452	423	34511-PI	423	35053	444,530	36259	451
34080	445,453	34452-PI	423	34512	423	35054	444,530	36260	451
34081	442,452	34453	423	34512-PI	423	35055	444,530	36262	451
34082	442,453	34453-PI	423	34514	423	35056	443,530	36264	451
34083	442,453	34454	423	34514-PI	423	35057	443,530	36265	451
34084	441,453	34454-PI	423	34515	423	35058	443,530	36266	451
34085	444,453	34455	423	34516	423	35059	443,530	36268	451
34086	441,453	34457	423	34516-PI	423	35060	443,530	36269	451
34090	445,452	34457-PI	423	34518	423	35061	443,530	36270	553
34091	441,452	34458	423	34519	423	35062	443,530	36271	551
34092	441,452	34458-PI	423	34519-PI	423	35063	443,530	36273	551
34093	445,452	34459	423	34521	423	35064	444,530	36274	553
34400	419	34459-PI	423	34522	423	35065	444,530	36276	451
34400-PI	419	34460	423	34522-PI	423	35066	529	36278	451
34402	418	34461	423	34524	423	35076	448	36279	551,553
34402-PI	418	34461-PI	423	34525	423	35077	529	36280	551
34404	418	34462	423	34525-PI	423	35078	529	36281	440,551
34404-PI	418	34462-PI	423	34527	423	35079	529	36282	440,551
34406	418	34463	423	34528	423	35080	533	36283	441,551
34406-PI	418	34464	423	34528-PI	423	35081	533	36284	441,551
34408	418	34464-PI	423	34529	423	35100	531,549	36285	441,551
34408-PI	418	34465	423	34530	423	35101	531,549	36286	441,551
34410	419	34466	423	34530-PI	423	35103	448	36287	442,551
34410-PI	419	34466-PI	423	34531	423	35108	447	36288	442,551
34412	418	34467	423	34532	423	35202	448	36289	442,551
34412-PI	418	34468	423	34532-PI	423	35222	442	36290	442,551
34414	421,458,463, 517,519,558	34468-PI	423	34534	423	35226	448	36291	442,551
34414-PI	421,458,463, 517,519,558	34469	423	34534-PI	423	35262	440	36292	442,551
34418	420,463,526	34469-PI	423	34537	423	35272	532	36293	442,551
34418-PI	420,463,526	34471	423	34537-PI	423	35600	447	36294	442,481,551
34420	421	34472	423	34539	423	35601	447	36295	442,551
34420-PI	421	34472-PI	423	34539-PI	423	35602	447	36296	442,551
34421	419	34473	423	34540	420,563	35603	447	36297	442,551
34421-PI	419	34474	423	34540-PI	420,563	35604	447	36298	443,551
34422	418	34474-PI	423	34541	421	35605	447	36299	443,551
34422-PI	418	34476	423	34541-PI	421	35606	447	36332	451
34423	418	34477	423	34542	421	35607	447	36333	451
34423-PI	418	34477-PI	423	34542-PI	421	35608	447	36334	451
34424	418	34478	423	34560	420	35610	447	36335	451
34424-PI	418	34478-PI	423	34561	421	35611	447	36336	451
34425	418	34479	423	34561-PI	421	35612	447	36337	451
34425-PI	418	34479-PI	423	35000	448	35614	447	36338	451
34426	419	34480	423	35002	447	35615	447	36339	451
34426-PI	419	34480-PI	423	35004	449	35616	446	36340	453
34427	418	34482	423	35005	449	35617	446	36341	453
34427-PI	418	34483	423	35006	448	35618	446	36400	443,551
34428	421,458,463, 517,519,558	34483-PI	423	35008	448	35619	446	36401	443,551,561
34428-PI	421,458,463, 517,519,558	34484	423	35010	531	35620	446	36402	443,551
34429	421	34485	423	35011	531	35621	446	36403	443,551
		34485-PI	423	35012	531	35622	446	36404	444,551
		34487	423	35013	531	35623	446	36405	444,551
		34488	423	35014	531	35624	446	36406	444,551
		34488-PI	423	35015	531	35625	446	36407	444,551

36408	445,551	70046	92	70223	94	70552	95	72025	96
36409	445,551	70047	92	70224	94	70555	95	72026	96
36410	445,551	70080	92	70225	94	70558	95	72027	96
36411	445,551	70081	92	70226	94	70567	95	72028	96
36412	445,551	70083	92	70227	94	70569	95	72037	96
36413	445,551	70084	92	70228	94	70570	95	72040	96
36414	445,551	70086	92	70235	94	70573	95	72043	96
36415	445,551	70087	92	70236	94	70605	96	72050	96
36416	445,551	70089	92	70237	94	70608	96	72051	96
40101	39	70090	92	70238	94	70611	96	72052	96
40102	39	70101	93,101	70239	94	70620	96	72053	96
40103	39	70102	93	70240	94	70621	96	72054	96
40110	39	70104	101	70241	94	70622	96	72055	96
40111	39	70105	93	70242	94	70623	96	72056	96
40112	39	70106	93	70243	94	70624	96	72057	96
40201	40,82	70107	93	70250	94	70625	96	72058	96
40202	40,82	70109	93	70251	94	70626	96	72066	96
40203	40,82	70112	100	70252	94	70627	96	72067	96
40210	40,82	70114	93	70253	94	70628	96	72069	96
40211	40,82	70115	100	70254	94	70635	96	72070	96
40212	40,82	70116	93	70255	94	70636	96	72072	96
40402	41	70117	93	70256	94	70637	96	72073	96
40410	41	70118	100	70257	94	70638	96	72082	96
40411	41	70119	100	70258	94	70639	96	72085	96
40501	42	70120	93	70267	94	70640	96	72088	96
40502	42	70121	93	70270	94	70641	96	75035	96
40510	42	70122	93	70273	94	70642	96	75038	96
40511	42	70123	93	70277	94	70643	96	75050	96
40602	49,81	70124	93	70279	94	70651	96	75052	96
40701	47	70125	93	70281	94	70652	96	75053	96
40702	47	70126	93	70282	94	70654	96	75055	96
40703	47	70127	93	70283	94	70655	96	75058	96
40914	69	70128	93	70284	94	70657	96	75067	96
40915	69	70129	93	70285	94	70658	96	75070	96
40924	45	70130	100	70287	94	70666	96	75073	96
40925	45	70131	100	70288	94	70667	96	75082	96
41302	59	70132	100	70289	99	70669	96	75085	96
41303	59	70133	100	70289-273	99	70670	96	75088	96
41304	59	70134	100	70290	99	70672	96	76020	95
42001	46	70135	93	70290-273	99	70900	97	76021	95
42002	46	70136	93	70291	99	70903	97	76022	95
42003	46	70137	93	70291-273	99	70908	97	76023	95
42011	46	70138	93	70292	99	70909	97	76024	95
42012	46	70139	93	70293	99	70910	97	76025	95
42102	62	70140	93	70294	99	70915	97	76026	95
42301	62	70141	93	70320	94	70916	97	76027	95
42302	62	70142	93	70321	94	70919	97	76028	95
42902	43	70143	93	70322	94	70920	97	76050	95
43602	32,64,66,73	70144	93	70323	94	70921	97	76051	95
43604	32,64,66,73	70150	93	70324	94	70922	97	76052	95
43605	32,64,66,73	70151	93	70325	94	70923	97	76053	95
43607	32,57,64,66,73	70152	93	70326	94	70924	97	76054	95
43702	34,60	70153	93	70327	94	70925	97	76055	95
43800	31,53	70154	93	70328	94	70926	97	76056	95
43801	31,53	70155	93	70350	94	70927	97	76057	95
43802	31,53	70156	93	70351	94	70928	97	76058	95
43815	32,53,64,66,73	70157	93	70352	94	70929	97	76066	95
43816	32,53,64,66,73	70158	93	70353	94	70968	97	76067	95
43817	32,53,64,66,73	70159	93	70354	94	70969	97	76069	95
43820	35,53,65	70167	93	70355	94	70971	97	76070	95
43821	35,53,65	70170	93	70356	94	70973	97	76072	95
43830	49,53,81	70173	93	70357	94	71811	93	76073	95
43831	49,53,81	70177	93	70358	94	71812	93	76082	95
43835	44,53	70179	93	70381	94	71813	93	76085	95
43836	44,53	70181	93	70382	94	71814	93	76088	95
45001	44	70182	93	70384	94	71815	93	77005	98
45002	44	70183	93	70385	94	71816	93	77007	98
45003	44	70184	93	70387	94	71821	94	77008	98
45010	44	70185	93	70388	94	71822	94	77010	98
45011	44	70187	93	70435	95	71823	94	77020	95
45012	44	70188	93	70438	95	71824	94	77023	95
49314	68	70189	93	70450	95	71825	94	77035	95
49315	68	70191	93	70452	95	71826	94	77038	95
49316	35,72	70192	93	70453	95	71891	97	77050	95
49317	35,72	70193	93	70455	95	71892	97	77053	95
49318	35,72	70199	99	70458	95	71893	97	79712	113
49914	67	70205	94	70467	95	71894	97	79712-273	113
49915	67	70208	94	70470	95	72020	96	79714	113
70044	92	70211	94	70473	95	72021	96	79714-273	113
70044-600	92	70220	94	70482	95	72022	96	79716	113
70045	92	70221	94	70485	95	72023	96	79716-273	113
70045-600	92	70222	94	70488	95	72024	96	79717	113

79717-273.....	113	80482.....	124	910136E.....	150	910335E.....	149	9106555.....	154
79718.....	113	80483.....	124	91015.....	167	9103361.....	149	9106557.....	167
79718-273.....	113	80484.....	124	910150210.....	171	9103362.....	149	9106558.....	167
79723.....	113	80485.....	124	910150212.....	171	9103365.....	149	9106559.....	167
79723-273.....	113	80486.....	123	9101511.....	150	910336E.....	149	910655E.....	154
79728.....	113	83606.....	121	9101512.....	150	91035.....	167	9106561.....	154
79728-273.....	113	88000.....	122	9101515.....	150	910350210.....	171	9106562.....	154
80000.....	118	88004-875.....	122	910151E.....	150	910350212.....	171	9106565.....	154
80105.....	119	88012.....	119	9101521.....	150	9103511.....	149	9106567.....	167
80106.....	119	88013.....	119	9101522.....	150	9103512.....	149	9106568.....	167
80107.....	119	88014.....	119	9101525.....	150	9103514.....	149	9106569.....	167
80116.....	119	88015.....	119	910152E.....	150	9103515.....	149	910656E.....	154
80121.....	119	9100311.....	154	9101531.....	150	9103517.....	166	9106571.....	154
80122.....	119	9100312.....	154	9101532.....	150	9103518.....	166	9106572.....	154
80125.....	118	9100315.....	154	9101535.....	150	9103519.....	166	9106575.....	154
80126.....	118	910031E.....	154	910153E.....	150	910351E.....	149	9106577.....	167
80127.....	119	9100331.....	154	9101551.....	150	9103521.....	149	9106578.....	167
80128.....	118	9100332.....	154	9101552.....	150	9103522.....	149	9106579.....	167
80129.....	118	9100335.....	154	9101555.....	150	9103525.....	149	910657E.....	154
80205.....	119	910033E.....	154	910155E.....	150	910352E.....	149	9107311.....	154
80206.....	119	9100351.....	154	9101561.....	150	9103531.....	149	9107312.....	154
80207.....	119	9100352.....	154	9101562.....	150	9103532.....	149	9107315.....	154
80211.....	119	9100355.....	154	9101565.....	150	9103535.....	149	910731E.....	154
80216.....	119	910035E.....	154	910156E.....	150	910353E.....	149	9107331.....	154
80305.....	119	9100361.....	154	9101571.....	150	9103551.....	149	9107332.....	154
80311.....	119	9100362.....	154	9101572.....	150	9103552.....	149	9107335.....	154
80400.....	118	9100365.....	154	9101575.....	150	9103555.....	149	910733E.....	154
80401.....	118	910036E.....	154	910157E.....	150	9103557.....	166	9107351.....	154
80405.....	118	91005.....	167	9102311.....	150	9103558.....	166	9107352.....	154
80409.....	118	910050210.....	171	9102312.....	150	9103559.....	166	9107355.....	154
80415.....	118	910050212.....	171	9102315.....	150	910355E.....	149	910735E.....	154
80416.....	118	9100511.....	154	910231E.....	150	9103561.....	149	9107361.....	154
80417.....	118	9100512.....	154	9102331.....	150	9103562.....	149	9107362.....	154
80420.....	118	9100515.....	154	9102332.....	150	9103564.....	149	9107365.....	154
80425.....	118	9100517.....	167	9102335.....	150	9103565.....	149	910736E.....	154
80426.....	118	9100518.....	167	910233E.....	150	9103567.....	166	91075.....	167
80427.....	118	9100519.....	167	9102351.....	150	9103568.....	166	910750210.....	171
80428.....	119	910051E.....	154	9102352.....	150	9103569.....	166	910750212.....	171
80429.....	119	9100521.....	154	9102355.....	150	910356E.....	149	9107511.....	154
80430.....	119	9100522.....	154	910235E.....	150	9103571.....	149	9107512.....	154
80433.....	118	9100525.....	154	9102361.....	150	9103572.....	149	9107515.....	154
80436.....	122	910052E.....	154	9102362.....	150	9103575.....	149	910751E.....	154
80437.....	122	9100531.....	154	9102365.....	150	9103577.....	166	9107521.....	154
80439.....	119	9100532.....	154	910236E.....	150	9103578.....	166	9107522.....	154
80440.....	119	9100535.....	154	91025.....	167	9103579.....	166	9107525.....	154
80441.....	118	910053E.....	154	910250210.....	171	910357E.....	149	910752E.....	154
80442.....	118	9100551.....	154	910250212.....	171	9106311.....	154	9107531.....	154
80443.....	118	9100552.....	154	9102511.....	150	9106312.....	154	9107532.....	154
80444.....	118	9100555.....	154	9102512.....	150	9106315.....	154	9107535.....	154
80445.....	118	9100557.....	167	9102515.....	150	910631E.....	154	910753E.....	154
80446.....	118	9100558.....	167	910251E.....	150	9106331.....	154	9107551.....	154
80447.....	118	9100559.....	167	9102521.....	150	9106332.....	154	9107552.....	154
80448.....	118	910055E.....	154	9102522.....	150	9106335.....	154	9107555.....	154
80449.....	118	9100561.....	154	9102525.....	150	910633E.....	154	910755E.....	154
80450.....	118	9100562.....	154	910252E.....	150	9106351.....	154	9107561.....	154
80451.....	119	9100565.....	154	9102531.....	150	9106352.....	154	9107562.....	154
80452.....	119	9100567.....	167	9102532.....	150	9106355.....	154	9107565.....	154
80453.....	119	9100568.....	167	9102535.....	150	910635E.....	154	910756E.....	154
80454.....	119	9100569.....	167	910253E.....	150	9106361.....	154	9107571.....	154
80455.....	119	910056E.....	154	9102551.....	150	9106362.....	154	9107572.....	154
80456.....	119	9100571.....	154	9102552.....	150	9106365.....	154	9107575.....	154
80457.....	119	9100572.....	154	9102555.....	150	910636E.....	154	910757E.....	154
80458.....	119	9100575.....	154	910255E.....	150	91065.....	167	9109311.....	152
80459.....	119	9100577.....	167	9102561.....	150	910650210.....	171	9109312.....	152
80461.....	118	9100578.....	167	9102562.....	150	910650212.....	171	9109315.....	152
80462.....	118	9100579.....	167	9102565.....	150	9106511.....	154	910931E.....	152
80463.....	118	910057E.....	154	910256E.....	150	9106512.....	154	9109331.....	152
80464.....	118	9101311.....	150	9102571.....	150	9106515.....	154	9109332.....	152
80465.....	118	9101312.....	150	9102572.....	150	9106517.....	167	9109335.....	152
80466.....	118	9101315.....	150	9102575.....	150	9106518.....	167	910933E.....	152
80467.....	118	910131E.....	150	910257E.....	150	9106519.....	167	9109351.....	152
80468.....	118	9101331.....	150	9103311.....	149	910651E.....	154	9109352.....	152
80469.....	118	9101332.....	150	9103312.....	149	9106521.....	154	9109355.....	152
80470.....	118	9101335.....	150	9103315.....	149	9106522.....	154	910935E.....	152
80473.....	119	910133E.....	150	910331E.....	149	9106525.....	154	9109361.....	152
80474.....	119	9101351.....	150	9103331.....	149	910652E.....	154	9109362.....	152
80475.....	119	9101352.....	150	9103332.....	149	9106531.....	154	9109365.....	152
80476.....	119	9101355.....	150	9103335.....	149	9106532.....	154	910936E.....	152
80477.....	118	910135E.....	150	910333E.....	149	9106535.....	154	910950210.....	171
80478.....	118	9101361.....	150	9103351.....	149	910653E.....	154	910950212.....	171
80479.....	118	9101362.....	150	9103352.....	149	9106551.....	154	9109511.....	152
80480.....	119	9101365.....	150	9103355.....	149	9106552.....	154	9109512.....	152

**INDEX**  
**Catalog #**

9109515	152	916556E	161	9175518	164	9178557	164	921945E	158
9109517	165	9165575	161	9175519	164	9178558	164	9219462	158
9109518	165	9165585	161	917551E	153	9178559	164	9219465	158
9109519	165	9174311	149	9175521	153	917855E	151	921946E	158
910951E	152	9174312	149	9175522	153	9178561	151	9219472	158
9109521	152	9174315	149	9175525	153	9178562	151	9219475	158
9109522	152	917431E	149	917552E	153	9178565	151	921947E	158
9109525	152	9174331	149	9175531	153	9178567	164	921950210	158
910952E	152	9174332	149	9175532	153	9178568	164	921950212	158
9109531	152	9174335	149	9175535	153	9178569	164	9409212	145
9109532	152	917433E	149	917553E	153	917856E	151	9409232	145
9109535	152	9174351	149	9175551	153	9178571	151	9409252	145
910953E	152	9174352	149	9175552	153	9178572	151	9409311	145
9109551	152	9174355	149	9175555	153	9178575	151	9409312	145
9109552	152	917435E	149	9175557	164	9178577	164	9409315	145
9109555	152	9174361	149	9175558	164	9178578	164	940931E	145
9109557	165	9174362	149	9175559	164	9178579	164	9409331	145
9109558	165	9174365	149	917555E	153	917857E	151	9409332	145
9109559	165	917436E	149	9175561	153	9179311	153	9409335	145
910955E	152	91745	167	9175562	153	9179312	153	940933E	145
9109561	152	917450210	171	9175565	153	9179315	153	9409351	145
9109562	152	917450212	171	9175567	164	917931E	153	9409352	145
9109565	152	9174511	149	9175568	164	9179331	153	9409355	145
9109567	165	9174512	149	9175569	164	9179332	153	940935E	145
9109568	165	9174514	149	917556E	153	9179335	153	9409361	145
9109569	165	9174515	149	9175571	153	917933E	153	9409362	145
910956E	152	9174517	166	9175572	153	9179351	153	9409365	145
9109571	152	9174518	166	9175575	153	9179352	153	940936E	145
9109572	152	9174519	166	9175577	164	9179355	153	940950210	171
9109575	152	917451E	149	9175578	164	917935E	153	940950212	171
9109577	165	9174521	149	9175579	164	9179361	153	9409511	145
9109578	165	9174522	149	917557E	153	9179362	153	9409512	145
9109579	165	9174525	149	917650210	171	9179365	153	9409515	145
910957E	152	917452E	149	917650212	171	917936E	153	940951E	145
9127311	151	9174531	149	9177311	162	9179511	153	9409521	145
9127312	151	9174532	149	9177312	162	9179512	153	9409522	145
9127315	151	9174535	149	9177315	162	9179515	153	9409525	145
912731E	151	917453E	149	917731E	162	9179517	165	940952E	145
9127331	151	9174551	149	9177351	162	9179518	165	9409531	145
9127332	151	9174552	149	9177352	162	9179519	165	9409532	145
9127335	151	9174555	149	9177354	162	917951E	153	9409535	145
912733E	151	9174557	166	9177355	162	9179521	153	940953E	145
9127351	151	9174558	166	917735E	162	9179522	153	9409551	145
9127352	151	9174559	166	917750210	162	9179525	153	9409552	145
9127355	151	917455E	149	917750212	162	917952E	153	9409555	145
912735E	151	9174561	149	9177575	162	9179531	153	940955E	145
9127361	151	9174562	149	9178311	151	9179532	153	9409561	145
9127362	151	9174564	149	9178312	151	9179535	153	9409562	145
9127365	151	9174565	149	9178315	151	917953E	153	9409565	145
912736E	151	9174567	166	917831E	151	9179551	153	940956E	145
912750210	171	9174568	166	9178331	151	9179552	153	9409571	145
912750212	171	9174569	166	9178332	151	9179555	153	9409572	145
9127511	151	917456E	149	9178335	151	9179557	165	9409575	145
9127512	151	9174571	149	917833E	151	9179558	165	940957E	145
9127515	151	9174572	149	9178351	151	9179559	165	9410212	147
912751E	151	9174575	149	9178352	151	917955E	153	9410232	147
9127521	151	9174577	166	9178355	151	9179561	153	9410252	147
9127522	151	9174578	166	917835E	151	9179562	153	9410311	147
9127525	151	9174579	166	9178361	151	9179565	153	9410312	147
912752E	151	917457E	149	9178362	151	9179567	165	9410315	147
9127531	151	9175311	153	9178365	151	9179568	165	941031E	147
9127532	151	9175312	153	917836E	151	9179569	165	9410331	147
9127535	151	9175315	153	917850210	171	917956E	153	9410332	147
912753E	151	917531E	153	917850212	171	9179571	153	9410335	147
9127551	151	9175331	153	9178511	151	9179572	153	941033E	147
9127552	151	9175332	153	9178512	151	9179575	153	9410351	147
9127555	151	9175335	153	9178515	151	9179577	165	9410352	147
912755E	151	917533E	153	9178517	164	9179578	165	9410355	147
9127561	151	9175351	153	9178518	164	9179579	165	941035E	147
9127562	151	9175352	153	9178519	164	917957E	153	9410361	147
9127565	151	9175355	153	917851E	151	9181352	163	9410362	147
912756E	151	917535E	153	9178521	151	918150210	163	9410365	147
9127571	151	9175361	153	9178522	151	918150212	163	941036E	147
9127572	151	9175362	153	9178525	151	9181565	163	941050210	171
9127575	151	9175365	153	917852E	151	9219412	158	941050212	171
912757E	151	917536E	153	917852E	151	9219415	158	9410511	147
915950210	160	917550210	171	9178531	151	921941E	158	9410512	147
9159523-700	160	917550212	171	9178532	151	9219422	158	9410515	147
9159525-700	160	9175511	153	9178535	151	9219425	158	941051E	147
916550210	161	9175512	153	917853E	151	921942E	158	9410521	147
916550212	161	9175515	153	9178551	151	9219452	158	9410522	147
9165565	161	9175517	164	9178555	151	9219455	158	9410525	147







## A

## Accessories

GC	172–297
HPLC	298–329
Sample Preparation	374–395
<b>Adaptors</b>	<b>See also Connectors</b>
<b>Micropacked Inlet Conversion Kits</b>	<b>125, 229</b>
Packed Column Inlet Adaptor Kit	125
<b>Adsorbent, Bulk</b>	<b>417</b>
<b>Agilent GC Instrument Parts</b>	<b>215–238</b>
<b>Agilent HPLC Instrument Parts</b>	<b>299–302</b>
<b>Agilent Supplies, GC</b>	
Air Diverter	226
Autosampler Supplies	238
Backpressure Regulator Kit	226
Cables	238
Capillary Column Nuts	219
Capillary Installation Gauge	219, 258
Chemical Traps	226, 273
Column Hanger	228
Compact Ferrules	206
Detector Supplies	
Cables	238
ECD/FID Dual-Purpose Make-Up Gas Kit	237
EZ No-Vent GC Column-Mass Spectrometer Connector	231
FID Collector Assemblies	235
FID Flow Measuring Adaptor	203, 235
FID Gauge Pack	235
FID Ignitor	235
FID Jets	236
FID/Injector Cleaning Kit	237
FID Maintenance Kits	235
FID/NPD Adaptor Fitting	237
MSD Conversion Fitting	232
MSD Source Nut	232
Plug Nut, Injector/Detector	219, 237
Direct Injection Inserts	228
Dual-Column Analysis	
Capillary Inlet Adaptor Fitting Kits	254
Ferrules	254
Reducing Nut	225
Electron Multipliers	233
EPC Test Kit	225
FID Maintenance Kits	235
Finger-Tight Nuts	219
GC-MS Consumables	231–233
Heater Block	225
Heater/Sensor Assembly	225
Injection Ports	222–224
Injectors	228
Inlet Adaptor Fitting Kits	225, 230
Inlet Liner Seals	215
Inlet Liners	179–180, 185–188
Base-Deactivated	185
CIS4 and PTV	180
Direct Injection	180, 188
Packing Materials and Tools	198–199
Siltek Metal	188
Sky	179–180
Split	179, 187
Split/Splitless	179, 187
Splitless	179, 186
SPME	187
Uniliner	180, 188
Inlet Maintenance Kit	218
Inlet Seals	220–221
Microseal Septa	216
O-Rings, Inlet Liner	215
PTV Seals	215, 221
Septa	204, 217

Septum Nuts	217
Septum-Purged Packed Column Port Weldment	228
Syringes	350–352, 356–359
Tool Kit, MLE	228
Z-Belt	238
<b>Agilent System Replacement Parts, GC</b>	<b>225–226</b>
<b>Agilent System Replacement Parts, HPLC</b>	<b>299–302</b>
<b>Air Compressor Traps</b>	<b>272</b>
<b>Air Diverter</b>	<b>226</b>
<b>Air (Zero) Generators</b>	<b>278</b>
<b>Air Sampling</b>	
Section Table of Contents	396
Canister Supplies	406–410
Canisters	
Carrying Box Kit	408
Carrying Case	408
Cleaning System	406
Dual Canister Sampling Manifold	404
Gauges	400–401
Heating Jacket	407
Humidification Chamber	407
Miniature	411
Reconditioning Service	409
Sampling Timer	407
SilcoCan	398
TO-Can	399
Valves	400
Gas Standards	
BTEX Gas Mixture	420
Cylinder Stand	424
Japan Calibration	420
Natural Gas	422
Ozone Precursor	421
Refinery Gas	422
Scott Transportable Gases	423
TO-14A	418–420
TO-15	420
PUF Supplies	
Cartridges	416
Glass Holder	416
Plugs	416
Resin	417
Sample Inlets	403
Sampling Bags	412
Sampling Kits, Passive Air	402–405, 410
Syringes	369, 429
Test Gauges	401
Thermal Desorption Unit Tubes	415
Ultra-Clean Resin	417
Vacuum Bag Sampler	413
<b>Alaska UST Reference Standards</b>	<b>559</b>
<b>Allen (Hex Key) Wrenches</b>	<b>250, 261, 295</b>
<b>Allure HPLC Columns</b>	<b>160–161</b>
<b>Amine Column Test Mix</b>	<b>447</b>
<b>Analytical Reference</b>	
Materials	<b>See Reference Standards</b>
<b>Antifoam Agent for Purge-and-Trap Samples</b>	<b>440, 510, 512</b>
<b>APEX Supplies</b>	<b>189, 239</b>
<b>Applications (Chromatograms)</b>	
Table of Contents	568–569
GC Applications	570–689
GC Applications by Phase Index	571–572
GC Compound Index for Applications	722–726
HPLC Applications	690–721
HPLC Applications by Phase Index	691
HPLC Compound Index	728–729
<b>Arizona UST Reference Standards</b>	<b>561</b>
<b>Aroclor Reference Standards</b>	<b>440, 494–495, 540</b>
<b>ASE Extraction Systems, Parts and Supplies</b>	<b>388–392</b>

<b>ASTM Reference Standards</b>	<b>See page 434</b>
<b>ATAS Accessories</b>	<b>239</b>
<b>ATAS Injector Liners</b>	<b>189</b>
<b>Autosampler</b>	
Supplies for Agilent GCs	238
Syringes, GC	350–360
Syringes, HPLC	326–328
Vials	344
<b>Aviation Gas Reference Standards</b>	<b>440, 475, 556</b>

## B

## Backpressure Regulators

Gas	284
Gas Kit	226
Mobile Phase	324
<b>Ball Valves</b>	<b>294</b>
<b>Base-Deactivated GC Accessories</b>	
Fused Silica Guard Columns	24
Inlet Liners	185
Wool	198
<b>Bench Organizers</b>	<b>316</b>
<b>Bender, Tubing</b>	<b>297</b>
<b>Biodiesel</b>	
Reference Standards	441, 458, 539, 556, 559
<b>Biphenyl HPLC Columns</b>	<b>145, 152, 156, 165</b>
<b>Blank Ferrules</b>	<b>206</b>
<b>Bonded Stationary Phases, Packed Column</b>	<b>115–116, 118</b>
<b>Book Holders</b>	<b>316</b>
<b>Bottles, Mobile Phase</b>	<b>318</b>
<b>Bruker/Varian GC Supplies</b>	
Capillary Installator Gauge	241, 258
Capillary Nuts	241
EZ No-Vent GC-MS Connector	242
Inlet Liner Seals	240
Inlet Liners	
Direct Injection	190–191
For 1075/1077 GCs	190
For 1078/1079 GCs	181, 191
For 1177 GCs	181, 191
Sky	181
SPI	181, 190
Split	181, 190–191
Splitless	181, 190–191
SPME	181, 190
Uniliner	181, 190–191
Inlet Spring, Siltek	241
Rethreading Tool	241
Septa	240
Syringes	354
Tool Kit, MLE	241, 257
<b>Brushes, Tube</b>	<b>262</b>
<b>BTEX Reference</b>	
Standards	421, 458, 463–464, 472, 517, 519, 558
<b>BTO Septa</b>	<b>204, 217, 240, 243, 245, 248</b>
<b>Bubble Flowmeters</b>	<b>203</b>
<b>Bulk Adsorbents</b>	<b>381</b>
<b>Bulk Packing Materials</b>	
GC	126–129
HPLC (Silica)	167
<b>Burets, Glassware</b>	<b>393</b>
<b>By-Pass Line for Tekmar Purge-and-Trap</b>	<b>256</b>

## C

<b>Cables for Agilent GCs</b>	<b>238</b>
<b>Calibration Mixtures</b>	<b>See Reference Standards</b>
<b>California UST Reference Standards</b>	<b>561</b>
<b>Canister Supplies</b>	<b>410</b>

**Canisters**

Carrying Cases.....	408
Cleaning System.....	406
Dual Canister Sampling Manifold.....	404
Gauges.....	400–401
Heating Jacket.....	407
Humidification Chamber.....	407
Miniature.....	411
Reconditioning Service.....	409
Sampling Timer.....	407
SilcoCan.....	398
TO-Can.....	399
Tripod.....	408
Valves.....	400

**Capillary GC Columns**

Section Table of Contents.....	9
Application-Specific Columns	
<i>Clinical, Forensic &amp; Toxicology</i> .....	55
<i>Environmental</i> .....	56–70
<i>Foods, Flavors &amp; Fragrances</i> .....	71–74
<i>Petroleum &amp; Petrochemical</i> .....	75–79
<i>Pharmaceutical</i> .....	80–83
<i>Specially Deactivated</i> .....	84–89
Applications (Chromatograms).....	568–689
Table of Contents.....	568–569
GC Applications by Phase Index.....	571–572
GC Compound Index for Applications.....	722–726
Chiral Columns.....	89
Column Selection.....	12–17
Cross-Reference Chart.....	18–19
FAMEWAX.....	71
Fast GC.....	53
GCxGC Columns.....	50–52
General-Purpose Columns.....	39–49
Guard Columns	
Overview.....	20–21
Base-Deactivated.....	24
Hydroguard.....	24, 92
Integra-Guard (Built-in).....	25
Intermediate-Polarity Deactivated.....	23, 92
Polar Deactivated.....	23
Mass Spectroscopy.....	31–36, 40, 44, 57, 64, 66, 73
MXT Columns	
MXT-1.....	93, 101
MXT-1 Sim Dist.....	93, 101
MXT-1301.....	95
MXT-1701.....	96
MXT-1HT Sim Dist.....	100–101
MXT-20.....	94
MXT-200.....	96
MXT-2887.....	99
MXT-35.....	95
MXT-5.....	94
MXT-50.....	95
MXT-500 Sim Dist.....	101
MXT-502.2.....	97
MXT-624.....	97
MXT-65.....	95
MXT-65TG.....	98
MXT-Alumina BOND.....	113
MXT-Biodiesel TG.....	99
MXT-MSieve 5A.....	113
MXT-Q-BOND.....	113
MXT-S-BOND.....	113
MXT-Volatiles.....	97
MXT-WAX.....	96
MXT Tubing Scorer.....	92, 113, 259, 296
PLOT Column Particle Trap.....	112
Retention Gaps.....	23–25
Retention Time Reference Standards.....	478, 555
Organic Volatile Impurities (OVI).....	683–684
Volatiles (VOA) Mixtures.....	620–621

**Rt- Columns**

Rt-2560.....	47, 71
Rt-Alumina BOND PLOT.....	106–109
Rt- $\beta$ DEXcst.....	89
Rt- $\beta$ DEXm.....	89
Rt- $\beta$ DEXsa.....	89
Rt- $\beta$ DEXse.....	89
Rt- $\beta$ DEXsm.....	89
Rt- $\beta$ DEXsp.....	89
Rt-MSieve 5A PLOT.....	110
Rt-Q-BOND PLOT.....	111
Rt-QS-BOND PLOT.....	112
Rt-S-BOND PLOT.....	112
Rt-TCEP.....	75
Rt-U-BOND PLOT.....	112
Rt-XLSulfur Micropacked.....	120, 124
Rt-XLSulfur Packed.....	124
Rt- $\gamma$ DEXsa.....	89
Rtx- Columns	
Rtx-1.....	39
Rtx-1301.....	45
Rtx-1614.....	56
Rtx-1701.....	46
Rtx-20.....	41
Rtx-200.....	44, 52–53
Rtx-200MS.....	44
Rtx-225.....	46
Rtx-2330.....	47
Rtx-2887.....	79
Rtx-35.....	41
Rtx-35 Amine.....	87
Rtx-440.....	43
Rtx-5.....	40, 82
Rtx-5 Amine.....	86
Rtx-5 DHA Tuning.....	77
Rtx-5MS.....	40
Rtx-50.....	42
Rtx-502.2.....	69
Rtx-65.....	42
Rtx-65TG.....	74
Rtx-624.....	45
Rtx-BAC Plus 1.....	55
Rtx-BAC Plus 2.....	55
Rtx-Biodiesel TG.....	76
Rtx-CL Pesticides.....	62
Rtx-CL Pesticides2.....	62
Rtx-DHA.....	77
Rtx-Dioxin2.....	58
Rtx-G27.....	83
Rtx-G43.....	83
Rtx-Mineral Oil.....	78
Rtx-OPPesticides.....	61
Rtx-OPPesticides2.....	61
Rtx-PCB.....	59
Rtx-VMS.....	67
Rtx-Volatile Amine.....	85
Rtx-Volatiles.....	69
Rtx-VRX.....	68
Rtx-Wax.....	48
Rxi- Columns	
Rxi-1HT.....	37
Rxi-1ms.....	31, 52–53
Rxi-17.....	34
Rxi-17Sil MS.....	35, 52–53, 65
Rxi-35Sil MS.....	34
Rxi-5HT.....	37
Rxi-5ms.....	31
Rxi-55il MS.....	32, 52–53, 57, 64, 66, 73
Rxi-624Sil MS.....	36, 70, 80
Rxi-PAH.....	72
Rxi-XLB.....	34, 52, 60
Selecting a Column.....	12–17

**Stabilwax Columns**

Stabilwax.....	49, 52–53, 81
Stabilwax-DA.....	84
Stabilwax-DB.....	88
Tubing Scorer, MXT.....	92, 113, 259, 296
Tubing Scorers, Fused Silica.....	259
Capillary HPLC Columns.....	Please Inquire
Capillary Tubing.....	291–293
Capillary-Grade Hydrocarbon Trap.....	272
Caps, Column End, Capillary GC.....	258
Carbamate Reference Standards.....	483
CarboBlack	
Packings.....	127
Solid Supports.....	119
CarboFrit Inlet Liner Packing Material.....	198
CarboFrit Inserts.....	198
CarboPrep Cartridges.....	375–376
Carlo Erba Supplies... See Thermo Scientific GC Supplies	
Carrier Gas Purifiers.....	See Gas Purifiers
Catalog Number Index.....	737–755
CE Instruments/ThermoQuest	
Supplies.....	See Thermo Scientific GC Supplies
Centrifuge, Q-sep 3000.....	385
Ceramic Scoring Wafer.....	259
Certified Vials.....	340
CGA Fittings.....	282
Check Valves, HPLC.....	324
Chemical Standards.....	See Reference Standards
Chemical Traps.....	226, 273
Chiral Capillary GC Columns.....	89
Chlordane Solutions.....	441, 489, 491, 508
Chloroprene Reference Standards.....	441, 521
Chromatograms (Applications)	
Table of Contents.....	568–569
GC Applications.....	570–689
GC Applications by Phase Index.....	571–572
GC Compound Index for Applications.....	722–726
HPLC Applications.....	690–721
HPLC Applications by Phase Index.....	691
HPLC Compound Index.....	728–729
Chromatograph Installation Kit.....	295
Chromatography Columns.....	See Capillary GC Columns, HPLC Columns, PLOT Columns, Packed Columns.
See also column names (e.g., Rtx)	
Chromatography Seminars.....	5
Chromosorb Packings.....	129
Clean-Cut Tubing Cutter.....	315
CLP Reference Standards.....	See page 436
Coatings, Tubing (Surface Treatments)	
Frequently Asked Questions.....	290
Collector Assemblies, FID.....	235
Column Hanger for Agilent GCs.....	228
Column Heater, HPLC.....	323
Column Installation, GC	
Caps.....	258
Gauge.....	219, 232, 241, 246, 250, 258
Kits	
Micropacked Columns.....	125
Packed Columns.....	125
Nuts.....	219
Tools.....	257–263
Column Selection	
GC.....	12–17
PLOT.....	103
Column Test Mixes	
GC.....	447–448
HPLC.....	449
Columns.....	See Capillary GC Columns, HPLC Columns, PLOT Columns, Packed Columns. See also column names (e.g., Rtx)
Compact Ferrules for Agilent GCs.....	206
Compact Steel Ruler.....	262

**Composite Fuel Reference**

Standards ..... 464, 555–556, 559

**Compound Index**

For GC Application Chromatograms ..... 722–726

For HPLC Application Chromatograms ..... 728–729

For Reference Standards ..... 730–736

**Connecticut UST Reference Standards ..... 561****Connectors, Column****MXT**

MXT Low Dead Volume ..... 213

MXT Low Dead Volume "Y" ..... 213

Replacement Nuts and Ferrules ..... 213

**PEEK, HPLC**

Press-Tight

Deactivated Universal ..... 209–211, 255

Polyimide Resin ..... 209, 255

Siltek-Deactivated ..... 209–211, 255

Universal ..... 209–211, 255

Universal Angled "Y" ..... 209, 255

Universal "Y" ..... 209, 211, 255

**SeCure "Y"**

Valco ..... 212, 214

**Vu2–Union**

..... 210

**Connectors, Tubing**

Brass ..... 282, 285–286, 288

PEEK ..... 314

Pipe ..... 282, 285–289

Reducing ..... 282, 285–288

Silcosteel-CR-Treated ..... 287, 289

Siltek-Treated ..... 287, 289

Stainless Steel ..... 282, 285–286, 288

Sulfur-Treated ..... 287, 289

Transfer Line Reducing Kit ..... 251

Tube ..... 282, 285–289

**Valco**

Male Pipe to Valco Internal Adaptor ..... 214

Nuts and Ferrules ..... 214

One-Piece Fused Silica Adaptor ..... 214

Treated ..... 289

Zero Dead Volume Internal Union ..... 214, 314

Zero Dead Volume ..... 214, 314

**Controllers, Flow ..... 403****Copper Tubing ..... 291****Crimp-Top Vials ..... 336, 338**

Aluminum Crimp Seals w/Septa ..... 338

Convenience Kits ..... 338

Limited Volume Inserts ..... 337

Limited Volume Vials ..... 338

Snap Seal Style ..... 336, 338

**Crimp-Top WISP Vials ..... 343**

Aluminum Seals w/Septa ..... 343

WISP 4-8 (Snap Seal) ..... 343

**Crimpers, Vial Cap**

Electronic ..... 347

Squeeze-Type ..... 347

**Cross-Reference Charts**

GC Columns ..... 18–19

PLOT Columns ..... 103

Syringes ..... 352

USP (GC) ..... 131

USP (HPLC) ..... 140

**Cross Unions ..... See Connectors, Unions****Custom**

Coated Packing Materials ..... 132

**Columns**

Capillary GC ..... Please Inquire

HPLC ..... Please Inquire

Micropacked GC ..... 133

Packed GC ..... 133

**Request Forms**

Reference Standards ..... www.restek.com/solutions

Packed GC Columns ..... 134

**Cutters, Tubing ..... 315****Cyanopropyl SPE Cartridge ..... 375****Cyclohexyl SPE Cartridge ..... 375****Cylinder Holder ..... 284****Cylinder Stand ..... 424****Cylinder Valve Wrench ..... 284****Cylinders, Sample ..... 426****D****D3606 Application Column Set, Packed Columns ..... 121****Deactivation**

Guard Columns ..... 23–24, 92

**Liner Packings**

Deactivated Wool ..... 198

**Liners**

Base-Deactivated ..... 185

Siltek-Deactivated ..... 185

**Debubblers, HPLC ..... 320****Decappers, Vial**

Electronic ..... 347

Squeeze-Type ..... 347

**Degasser, HPLC ..... 322****Derivatization Reagents ..... 446–447****Detector Supplies****Agilent GCs**

Cables ..... 238

ECD/FID Dual-Purpose Make-Up Gas Kit ..... 237

EZ No-Vent GC Column-Mass

Spectrometer Connector ..... 231

FID/NPD Adaptor Fitting ..... 237

FID Base Weldment ..... 234

FID Collector Assemblies ..... 235

FID Collector Housing Kit ..... 234

FID Collector Mount ..... 234

FID Flow Measuring Adaptor ..... 203, 235

FID Gauge Pack ..... 235

FID Ignitor ..... 235

FID Jet Removal Tool ..... 236

FID Jets ..... 236

FID Maintenance Kits ..... 235

FID Spanner Wrench ..... 234

MSD Conversion Fitting ..... 232

MSD Source Nut ..... 232

Plug Nut, Injector/Detector ..... 219, 237

Jet Reamers ..... 263

**PerkinElmer GCs**

FID Jet ..... 244

FID Part Kit ..... 244

Nozzle Insulator ..... 244

PID Lamps ..... 256

**Diaphragm Valves ..... 398, 400****Diatomaceous Earth ..... 381****Diatomite Packings ..... 126****Diesel Reference Standards**

Biodiesel Calibration Standards ..... 539

Diesel Fuel #2 ..... 442, 458, 527, 555–556

Diesel Internal Standards ..... 458, 559

Diesel Surrogate Standards ..... 458, 559

Diesel/Biodiesel Blend ..... 442, 458, 539, 556, 559

Low Sulfur ..... 459, 544

**Direct Injection Inlet Liners**

For Agilent GCs ..... 180, 188

For Bruker/Varian GCs ..... 190–191

For PerkinElmer GCs ..... 182, 193

For Shimadzu GCs ..... 183, 195

For Thermo Scientific GCs ..... 196

**Direct Injection Inserts ..... 228****Diskcover-47**

Extraction Disk Holder ..... 380

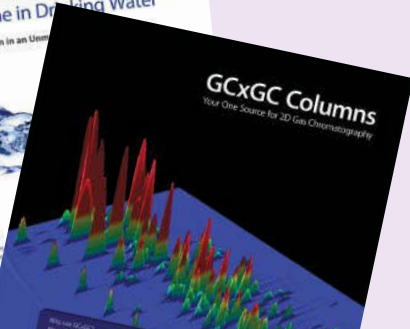
Reservoir ..... 380

**Disks, SPE ..... 380****Distributors ..... 2–3****DNPH Reference Standards ..... 457****Dressing Tool ..... 297, 315****Drinking Water Reference Standards ..... See page 435****Drug Prep I SPE Cartridge ..... 376****Drug Prep II SPE Cartridge ..... 376****Drug Reference Materials ..... 452–453**

A New Solution for Trace-Level Analysis  
of 1,4-Dioxane in Drinking Water  
Large Volume Injection in an Ultrahigh-Pressure LC



Set up for Success  
• Prepare 100% compatible  
base of mobile phase  
• 50 µm mobile phase  
• 100% compatible  
• 100% compatible  
• 100% compatible



# Request Restek Technical Literature

Sign up to receive special offers and  
technical articles from Restek.

[www.restek.com/subscribe](http://www.restek.com/subscribe)



- Dual-Column Analysis**
- Connectors
    - SeCure "Y"..... 254–255
    - Siltek Press-Tight..... 255
    - Universal Angled "Y" Press-Tight..... 255
    - Universal "Y" Press-Tight..... 255
  - Ferrules ..... 254
  - For Agilent GCs
    - Capillary Inlet Adaptor Fitting Kit..... 254
    - Reducing Nut..... 225
  - Inlet Adaptor Fitting Kits ..... 254
  - Packed Column Inlet Fittings
    - Graphite Ferrules ..... 254
- Dual-Purpose Make-Up Gas Kit ..... 237**
- Dual Vespel Ring Inlet Seals ..... 220**
- E**
- ECD/FID Dual-Purpose Make-Up Gas Kit ..... 237**
- ECD Vent Trap ..... 272**
- ELCD Supplies**
- Hall 1000 Replacement Accessories ..... 256
  - Nickel Reaction Tubes ..... 256
  - PTFE Transfer Lines ..... 256
- Electron Multipliers ..... 233**
- Encapsulated Ferrules ..... 205**
- Environmental Analysis**
- Reference Standards..... See Reference Standards
- EPA Method Reference Standards**
- 1311..... 508
  - 1664..... 481
  - 418.1..... 479
  - 500 Series Methods..... See page 435
  - 600 Series Methods..... See page 436
  - 8000 Series Methods ..... See page 436
  - CLP..... See page 436
- European Pharmacopoeia Method ..... 553**
- Evaluation Mixtures, Column..... 447–448**
- Evaporator Apparatus, Glassware..... 393**
- Explosives Reference Standards ..... 453, 461–462**
- Extraction Apparatus, Glassware ..... 394**
- Extraction System Parts**
- ASE..... 388–392
  - SPE ..... 378–380
- EZ No-Vent GC Column-Mass Spectrometer**
- Connector ..... 231, 242, 251
- EZ Twist Top Split/Splitless Injection Port..... 223**
- F**
- FAMEWAX Capillary GC Column ..... 71**
- Fast GC Columns..... 53**
- Fatty Acid Methyl Ester Mixtures ..... 529–531**
- Ferrule Removal Kit ..... 212**
- Ferrules**
- Blank..... 206
  - Capillary..... 205
  - Compact—for Agilent GCs..... 206
  - Dual-Column..... 206, 230, 254
  - Encapsulated..... 205
  - EZ No-Vent..... 231, 242, 251
  - For Agilent GCs ..... 206
  - For MXT Connectors ..... 213
  - For Shimadzu GCs ..... 207, 246
  - For Thermo Scientific GCs ..... 207, 249
  - M4 Fitting ..... 207, 249
  - Reducing..... 206
  - SeCure "Y" Connector..... 211
  - Standard..... 206, 254
  - Two-Hole ..... 206, 230, 254
  - Vu2–Union Connector..... 210
- FID Parts..... 244**
- FID Performance Evaluation Standard..... 447**
- FID Supplies..... See Detector Supplies**
- Filters**
- For ASE Extraction Cells ..... 389–390
  - Gas..... See Gas Purifiers
  - In-Line, Air Sampling..... 403
  - Inlet, HPLC ..... 320
  - Last Drop, HPLC..... 320
  - Mobile Phase ..... 320
  - Passive Air Sampling ..... 403
  - Resprep SPE Flow Filter ..... 380
  - Syringe Filters..... 386
  - UHPLC ..... 168
  - Vials, Thomson SINGLE StEP..... 346
- Filtration Glassware ..... 321**
- Finger-Tight Nuts, GC..... 219**
- Fire Debris Reference Standards..... 454–455**
- Fisons Supplies ..... See Thermo Scientific GC Supplies**
- Fittings**
- Brass..... 282, 285–286, 288
  - CGA..... 282
  - Column End, HPLC ..... 329
  - EXP HPLC..... 313
  - Kits ..... 285
  - MSD Conversion..... 232
  - Packed Column..... 117
  - Packed Column Inlet Adaptor Kit..... 125
  - Packed Column Reduction..... 117
  - Pipe (Parker)..... 288–289
  - Pipe (Swagelok) ..... 282, 285–287
  - Pipe-to-Tube..... 282, 285–289
  - Reduction..... 282, 285–288
  - Silcosteel-CR-Treated..... 287, 289
  - Siltek-Treated ..... 287, 289
  - Stainless Steel ..... 282, 285–286, 288
  - Sulfinert-Treated ..... 287, 289
  - Tube (Parker) ..... 288–289
  - Tube (Swagelok)..... 282, 285–287
  - Valco (Treated) ..... 289
  - Welded Reducers, Packed Column..... 117
  - Welded VCR, Packed Column ..... 117
- Flash Arrestor ..... 282**
- Flashlight..... 263, 297**
- Flasks, Glassware..... 394–395**
- Flexible Stainless Steel Hose..... 282**
- Flip Seal Dual Vespel Ring Inlet Seals..... 220**
- Florida UST Reference Standards ..... 562**
- Florisil Cartridge Quality Control Standard ..... 527**
- Florisil SPE Cartridge ..... 375**
- Flow Controller, Veriflow Air Sampling..... 403**
- Flowmeters ..... 202–203, 266**
- Food Testing Reference Standards..... 532**
- Frits**
- Air Sampling..... 403, 405
  - HPLC..... 169–170, 329
  - SPE ..... 377
- Fuel Oil Degradation Mix..... 476, 557**
- Fuel Reference Standards..... See Reference Standards**
- Funnels, Glassware ..... 395**
- Fused Silica**
- Adaptors ..... See Connectors
  - Capillary Columns ..... See Capillary GC Columns
  - See also column names (e.g., Rtx)
  - GCxGC Columns..... 50–52
  - Guard Columns..... 23–25, 92
  - Retention Gaps..... 23–25, 92
- G**
- Gas**
- Cylinder Holder ..... 284
  - Filters ..... See Gas Purifiers
  - Flowmeters..... 202–203, 266
  - Generators
    - Hydrogen ..... 274
    - Hydrogen/Zero Air (FID Stations) ..... 275
    - International Power Cord Sets..... 275–276, 278
    - Nitrogen..... 276–277, 325
    - Zero Air..... 278
    - Zero Air/Hydrogen (FID Stations) ..... 275
  - Leak Detectors ..... 201, 266
  - Management System ..... 266
  - Pressure Regulators ..... See Regulators
  - Purifiers
    - Overview ..... 265
    - Chemical and Vent Traps..... 271–272
    - Restek Gas Management System ..... 266
    - Super-Clean Gas Purifiers ..... 267–268
    - Thermal Gas Purifier ..... 273
    - VICI/Matsen Modules ..... 273
  - Reference Standards..... 418–423
  - Sampling
    - Cylinders ..... 426
    - Loops..... 429
    - Valves ..... 427, 429
- Gas Management**
- Section Table of Contents..... 264
  - Fittings ..... 285–289
  - Flowmeters..... 202–203, 266
  - Gas Purification..... 265
  - Generators..... 274–278
  - Installation Tools ..... 295
  - Leak Detector..... 201, 266
  - Overview..... 265
  - Regulators & Accessories ..... 279–282
  - Tubing & Fitting Tools ..... 296–297
  - Tubing & Valves ..... 290–294
- Gas-Tight Syringes..... 364–368**
- Gasoline Reference Standards**
- Gasoline Internal Standards ..... 464, 559
  - Gasoline Range Organics ..... 464, 558
  - Gasoline Surrogate Standards..... 464, 559
  - Gasoline, Low Sulfur ..... 545
  - Gasoline, Unleaded ..... 454–455, 464, 559
- Gauges**
- FID ..... 235
  - Gap Inspection Gauge..... 297
  - Test, Air ..... 401
  - Vacuum ..... 400, 405
  - Vacuum/Pressure ..... 399–400
- GC Accessories ..... See Instrument Supplies, GC**
- GC Chromatograph Installation Kit ..... 295**
- GC Column Test Mixes..... 447–448**
- GC Columns..... See Capillary GC Columns, PLOT Columns, Packed Columns. See also column names (e.g., Rtx).**
- GC Phases Cross-Reference ..... 18–19, 103
  - GCxGC Columns..... 50–52
  - GC-MS Cleaning Kit ..... 233
  - GC-MS Tuning Mixture..... 447, 500
  - Generators ..... 274–278
  - Gerstel GRAPHPACK Ferrules..... 207
  - Glass Impingers, Midget..... 417





- Inlet Liner**  
 Packing Tool ..... 199, 260  
 Removal Tool ..... 199, 227, 260  
 Seals  
   For Agilent (Gerstel/CIS) ..... 215, 221  
   For Bruker/Varian ..... 215, 240  
   For Thermo Scientific ..... 248
- Inlet Liners**  
 Overview ..... 175–178  
 APEX Liners ..... 189  
 ATAS Liners ..... 189  
 For Agilent GCs  
   Base-Deactivated ..... 185  
   CIS4 and PTV ..... 180  
   Direct Injection ..... 180, 188  
   Siltek Metal ..... 188  
   Sky ..... 179–180  
   Split ..... 179, 187  
   Split/Splitless ..... 179, 187  
   Splitless ..... 179, 186  
   SPME ..... 187  
   Uniliner ..... 180, 188  
 For Bruker/Varian GCs  
   Direct Injection ..... 190–191  
   For 1075/1077 GCs ..... 190  
   For 1078/1079 GCs ..... 181, 191  
   For 1177 GCs ..... 181, 191  
   Sky ..... 181  
   SPI ..... 181, 190  
   Split ..... 181, 190–191  
   Splitless ..... 181, 190–191  
   SPME ..... 181, 190  
   Uniliner ..... 181, 190–191  
 For PerkinElmer GCs  
   Direct Injection ..... 182, 193  
   PSS ..... 182, 192  
   Sky ..... 181  
   Split ..... 182, 192  
   Splitless ..... 182, 192  
   Uniliner ..... 182, 192–193  
   Zero Dilution ..... 193  
 For Shimadzu GCs  
   Direct Injection ..... 183, 195  
   PTV ..... 183, 195  
   Sky ..... 183  
   Split ..... 183, 194  
   Splitless ..... 183, 194  
   SPME ..... 195  
   Uniliner ..... 183, 195  
 For Thermo Scientific GCs  
   Direct Injection (TRACE & Focus SSL) ..... 196  
   Siltek Metal ..... 197  
   Sky ..... 184  
   Split (TRACE & Focus SSL) ..... 184, 196  
   Splitless (TRACE & Focus SSL) ..... 184, 196  
   Uniliner (TRACE & Focus SSL) ..... 196  
 Deactivations ..... 185  
 Packing Materials & Tools ..... 198–199  
 Prepacked ..... 198  
 Siltek ..... 185  
 Uniliner Liners for Packed Injection Port Conversion ..... 253  
 Vu-Tight ..... 252
- Inlet Maintenance Kit** ..... 218  
**Inlet Seal Washers** ..... 221  
**Inlet Seals** ..... See **Instrument Supplies, GC**  
**Inlet Supplies** ..... See **Instrument Supplies, GC**
- Installation Kits**  
 Chromatograph ..... 295  
 Packed and Micropacked Columns ..... 125, 229
- Instrument Supplies, GC**  
 Section Table of Contents ..... 200  
 Air Diverter ..... 226  
 Backpressure Regulator Kit ..... 226  
 Capillary Column Caps ..... 258  
 Capillary Installation Gauges ..... 219, 241, 246, 250, 258  
 Capillary Nuts ..... 219, 241  
 Chemical Traps for Agilent GCs ..... 226, 273  
 Claw and Holder Tool ..... 199, 227, 260  
 Detector Supplies ..... See **Detector Supplies**  
 Direct Injection Inserts ..... 228  
 Direct Injection Liner Adaptor ..... 228  
 Dual-Column Analysis ..... See **Dual-Column Analysis**  
 ELCD Supplies ..... 256  
 Electron Multipliers ..... 233  
 Finger-Tight Column Nuts ..... 219  
 Flowmeters ..... 202–203, 266  
 For Agilent GCs  
   Autosampler Supplies ..... 238  
   Cables ..... 238  
   Detector Supplies ..... 234–237  
   Dual-Column Supplies ..... 230  
   GC-MS Supplies ..... 231–233  
   Injection Port Supplies ..... 222–224  
   Inlet Liners ..... 179–180, 186–188  
   Inlet Supplies ..... 215–221  
   Packed Column Supplies ..... 228–229  
   Replacement Parts ..... 225–226  
   Tools ..... 227–228  
 For APEX Injectors ..... 189, 239  
 For ATAS Injectors ..... 189, 239  
 For Bruker/Varian GCs  
   Inlet Liners ..... 181, 190–191  
   Other Supplies ..... 240–242  
 For PerkinElmer GCs  
   Inlet Liners ..... 182, 192–193  
   Other Supplies ..... 243–244  
 For Shimadzu GCs  
   Inlet Liners ..... 183, 194–195  
   Other Supplies ..... 245–246  
 For Thermo Scientific GCs  
   Inlet Liners ..... 184, 196–197  
   Other Supplies ..... 247–251  
 GC-MS Cleaning Kit ..... 233  
 Injection Port Repair Tool ..... 218  
 Injection Ports ..... 222–224  
 Inlet Adaptor Fitting Kits ..... 225, 230, 254  
 Inlet Liner Packing Tool ..... 199, 260  
 Inlet Liner Removal Tool ..... 199, 227, 260  
 Inlet Liners ..... See **Inlet Liners**  
 Inlet Maintenance Kits ..... 218, 235  
 Inlet Seals ..... 220–221, 240, 247–248  
 Installation Gauges, Capillary ..... 219, 232, 241, 246, 250, 258  
 Leak Detectors ..... 201, 266  
 Liner Packing Materials  
   Base-Deactivated Wool ..... 198  
   CarboFrit Inlet Liner Packing ..... 198  
   CarboFrit Puller/Inserter Tool ..... 198  
   Deactivated Wool ..... 198  
   Inlet Liner Packing Tool ..... 199, 260  
   Inlet Liner Removal Tool ..... 199, 227, 260  
   Wool Puller/Inserter Tool, Mini ..... 199  
 Maintenance Kits ..... 218, 235  
 Microseal Septa ..... 216, 240, 243, 245  
 Moisture Control By-Pass Line for  
   Tekmar Instruments ..... 256  
 O-Rings, Inlet Liner ..... 215, 240  
 PID Lamps ..... 256  
 Pump Oil ..... 233  
 Purge-and-Trap Spargers ..... 256  
 Reducing Nut ..... 225
- Septa**  
 BTO Septa ..... 204, 217, 240, 243, 245, 248  
 Microseal Septa ..... 216, 240, 243, 245  
 Thermolite Septa ..... 204, 217, 240, 243, 245  
 Septum Nut Removal Tool for Agilent GCs ..... 217  
 Septum Nuts ..... 217  
 Septum-Purged Packed Column Port Weldment ..... 228  
 Split Vent Line for Agilent GCs ..... 226, 273  
 Wool, Deactivated ..... 198
- Instrument-Grade Tubing** ..... 291  
**Integra-Guard Columns** ..... 25  
**Interlock Vials** ..... 336  
**Intermediate-Polarity Deactivated Guard Columns** ..... 23  
**Internal Standards** ..... See **Reference Standards**  
**International Reference Materials** ..... 525–527
- J**  
 Japan Calibration Mix ..... 420, 463, 526  
 Jet Fuel Reference Standards ..... 443, 476, 557  
 Jet Reamers ..... 263  
 Jets, FID ..... See **Detector Supplies**
- K**  
 Kerosene Reference Standards ..... 443, 454–455, 476, 555–556  
 Kuderna-Danish Evaporator Concentrator ..... 393
- L**  
 Lab Organizers ..... 316  
 Lamp, PID ..... 256  
 Lamps, HPLC Detector ..... 302–304, 306, 312  
 Last Drop Filter, HPLC ..... 320  
 LCLocker HPLC Organizer ..... 316  
 Leak Detectors ..... 201, 266  
 Limited Volume Inserts for Vials ..... 337  
 Limited Volume Vials ..... 338, 341  
 Liner Deactivations ..... 185  
 Liner Packing Materials and Tools ..... 198–199  
 Liners ..... See **Inlet Liners**  
 Liquid Phase Cross-Reference (USP-GC) ..... 131  
 Liquid Phases, GC ..... 130  
 Los Angeles County WIP Reference Standards ..... 561  
 Low-Pressure Inlet Filter, HPLC  
   Slip-on ..... 320
- M**  
 M4 Fitting Ferrules ..... 207, 249  
 Make-Up Gas Kits for Agilent GCs ..... 237  
 Manifold, SPE ..... 378–379  
 Mass Spectrometry Electron Multipliers ..... 233  
 Massachusetts UST Reference Standards ..... 562–563  
 Medical Marijuana Reference Standards ..... 452  
 Membrane Filtration Glassware ..... 321  
 Merlin Microseal Septa ..... 216, 240, 243, 245  
 Merlin MicroShot Injector ..... 216, 353  
 Mesh Sizes, GC Column Packings ..... 132  
 Metering Valves ..... 294  
 Methane Cylinder ..... 203  
 Method Development Toolbox, USLC ..... 139  
 Michigan UST Reference Standards ..... 564  
 Micro-Vials ..... 336  
**Micropacked Columns**  
   Custom Columns ..... 133  
   Installation Kits ..... 125, 229  
   Rt-XLSulfur ..... 120, 124  
   ShinCarbon ..... 120, 123



- Microsampling Inserts**..... 337  
**Microsampling Vials**..... 336  
**Microseal Septa**..... 216, 240, 243, 245  
**Military Fuel Reference Standards**..... 476, 557  
**Mineral Spirits Reference Standards**..... 444, 454–455, 477, 557  
**Mini pHPerch Storage Unit**..... 316  
**Mini-Regulator, Gas Cylinder**..... 425  
**Miniature Canisters & Accessories**..... 410–411  
**MINICYL Regulator, Gas Cylinder**..... 284  
**Mississippi UST Reference Standards**..... 564  
**MLE Tool Kit**..... 228, 241, 244, 246, 250, 257  
**Mobile Phase Accessories, HPLC**..... 318–323  
**Moisture Control By-Pass Line for Tekmar Instruments**..... 256  
**Moisture Traps**..... 266, 271  
**Molecular Sieve**  
   Packed Columns..... 119  
   PLOT Columns..... 110  
**Motor Oil Reference Standards**..... 477, 555  
**MS Columns, GC**..... 31–36, 40, 44, 57, 64, 66, 73  
**MS-GC Cleaning Kit**..... 233  
**MSD Accessories**..... 232  
   Capillary Installation Tool..... 232, 258  
   Conversion Fitting..... 232  
   Ion Source Cleaning Materials..... 232  
   Rough Pump Oil..... 233  
   Source Nut..... 232  
**MXT**  
   Capillary GC Columns  
     MXT-1..... 93, 101  
     MXT-1 Sim Dist..... 93, 101  
     MXT-1HT Sim Dist..... 100–101  
     MXT-1301..... 95  
     MXT-1701..... 96  
     MXT-20..... 94  
     MXT-200..... 96  
     MXT-2887..... 99  
     MXT-35..... 95  
     MXT-5..... 94  
     MXT-50..... 95  
     MXT-500 Sim Dist..... 101  
     MXT-502.2..... 97  
     MXT-624..... 97  
     MXT-65..... 95  
     MXT-65TG..... 98  
     MXT-Alumina BOND..... 113  
     MXT-Biodiesel TG..... 99  
     MXT-Msieve 5A PLOT..... 113  
     MXT-Q-BOND..... 113  
     MXT-S-BOND..... 113  
     MXT-Volatiles..... 97  
     MXT-WAX..... 96  
   Connectors  
     Connector Kits..... 212–213  
     For Fused Silica..... 212  
     For Metal..... 213  
     Low Dead-Volume..... 213  
     Low Dead-Volume "Y"..... 213  
     Replacement Ferrules and Nuts..... 213  
   Guard Columns and Transfer Lines..... 92  
   Needle Files..... 262  
   Tubing Scorer..... 92, 113, 259, 296  
**N**  
**n-Octane on Res-Sil C Packed Column**..... 128  
**Neat Compounds**..... 440–445  
**Needle File, MXT**..... 262  
**Needles**..... See Syringes - Replacement Needles  
**Nitroaromatic Reference Standards**..... 453, 461–462  
**Nitrogen Generators**..... 276–277, 325  
**Normal Phase SPE Cartridges**..... 375  
**Northwest UST Regional Method Reference Standards**..... 565  
**Nuts, GC**  
   Capillary..... 219  
   Detector Plug..... 219, 237  
   Finger-Tight Capillary..... 219  
   MSD Source..... 232  
   Reducing..... 225  
   Septum..... 217  
     For Agilent..... 217  
     For Shimadzu..... 245  
   Stainless Steel..... 219, 241  
**Nuts, Tube & Pipe Fittings**..... 285–286, 288  
**O**  
**O-Rings, Inlet Liner**..... 215, 239–240, 243, 245  
**O-Rings, Jumbo Syringe**..... 369, 429  
**Oil & Grease**  
   Reference Standards..... 481  
   SPE Disk..... 380  
**Oil-Free Vacuum/Pressure Station**..... 378  
**Open Supply Bins**..... 316  
**OPN on Res-Sil C Packed Columns**..... 128  
**Opti-Cap Bottle Cap**..... 318  
**Oregon UST Reference Standards**..... 565  
**Organizers, Lab**..... 316  
**Organochlorine Pesticide Reference Standards**..... 484–489  
**Organophosphorus Pesticide Reference Standards**..... 490  
**Organotin Reference Standards**..... 482  
**Organotin SPE Cartridges**..... 376  
**Orifices, Air Sampling**..... 403  
**Oxygen Traps**..... 266, 271  
**Ozone Precursor Mixtures**..... 421  
**P**  
**Packed Column FID Jets**..... 236  
**Packed Column Inlet Conversion**  
   Inlet Adaptor Kits..... 125  
   Packed Column to Capillary Column..... 252–254  
**Packed Columns**  
   Bonded Stationary Phases..... 115–116, 118  
   Bulk Packing Materials..... 127–129  
   CarboBlack  
     Packings..... 127  
     Solid Supports..... 119, 127  
   Chromosorb  
     Packings..... 129  
     Solid Supports..... 118  
   Custom  
     Coated Packing Materials..... 132  
     Column Configurations..... 135  
     Columns..... 133  
     Micropacked Columns..... 133  
     Order Form..... 134  
   D3606 Application Column Set..... 121  
   Diatomite Packings..... 126  
   Fittings..... 117  
   Inlet Adaptor Kits..... 125  
   Liquid Phase Cross-Reference..... 131  
   Liquid Phases..... 130  
   Mesh Sizes..... 132  
   Micropacked Columns..... 120, 123–124  
   Molecular Sieves..... 119  
   Packing Materials..... 126–129  
   Porous Polymer Packings  
     Chromosorb Century..... 129  
     HayeSep Series..... 129  
     Porapak Series..... 129  
   Reduction Fittings..... 117  
   Request Form, Custom..... 134  
   Res-Sil Packings..... 128  
   Rt-XLSulfur..... 124  
   ShinCarbon..... 123  
   Silcoport Packings..... 126  
   Solid Support Cross-Reference..... 131  
   Specialty Columns..... 121–124  
   Standard Column Configurations..... 135  
   Stock Packed Columns..... 121–124  
   Tenax Packings..... 129  
   Tubing..... 117  
   Welded Tubing Reducers..... 117  
   Welded VCR Fittings..... 117  
**Packing Materials**  
   GC  
     CarboBlack..... 127  
     Chromosorb..... 129  
     Custom..... 132  
     Diatomite..... 126  
     Porous Polymer..... 129  
     Res-Sil..... 128  
     Silcoport..... 126  
     Tenax..... 129  
   HPLC, Bulk..... 167  
   Inlet Liner..... 198–199  
**Parker Fittings**..... 288–289  
**Parker Valves**..... 289, 294  
**Passive Air Sampling Kits**..... 402–405, 410  
**PCB Reference Standards**  
   Aroclor Solutions..... 494–495, 540  
   PCB Congeners..... 495–496  
   PCB Standards in Oil..... 540  
**PEEK**  
   Column Connector..... 314  
   Fitting Extractor..... 317  
   Tubing..... 315  
   Tubing Cutter..... 315  
   Tubing Elbows..... 315  
   Union..... 314  
   Washers for ASE Extraction Unit..... 389–390  
**Pennsylvania UST Reference Standards**..... 565  
**PerkinElmer GC Supplies**  
   FID Parts, Auto SYS..... 244  
   Injector Adapter, Auto SYS..... 244  
   Inlet Liners  
     Direct Injection..... 182, 193  
     PSS..... 182, 192  
     Sky..... 182  
     Split..... 182, 192  
     Splitless..... 182, 192  
     Uniliner..... 182, 192–193  
     Zero Dilution..... 193  
   O-Rings, Inlet Liner..... 243  
   Septa..... 204, 243  
   Syringes..... 357  
   Tool Kit, MLE..... 244  
   Wrench Set..... 261  
**PerkinElmer HPLC Supplies**  
   Instrument Parts..... 303  
   Syringes, Autosampler..... 326, 371  
**Pesticide Reference Standards**..... 483–492  
**Petroleum Reference Standards**  
   Biodiesel..... 539  
   Finished Motor Oil & Aviation Gasoline..... 540  
   PCBs in Transformer Oil..... 540  
   Simulated Distillation..... 541  
   Spark Ignition Engine Fuels..... 542–543

- Sulfur..... 544–547  
UST Monitoring..... 555–567
- Pharmaceutical Reference Standards**
- Fatty Acids ..... 549  
Limit of Diethylene & Ethylene Glycol Standards..... 549  
Pharmaceutical Compounds in Drinking Water ..... 550  
Plastic Container Testing ..... 550  
Residual Solvents  
*European Pharmacopoeia*..... 553  
*USP* ..... 551–552
- Phase Cross Reference**
- Capillary GC Columns ..... 18–19  
HPLC (U.S. Pharmacopoeia)..... 140  
PLOT Columns ..... 103
- Phenol Reference Standards**..... 493
- Photoionization (PID) Lamps** ..... 256
- Pinnacle DB HPLC Columns** ..... 142–148, 159
- Pinnacle II HPLC Columns**..... 158
- Pipe Fittings**..... 282, 285–289
- Pipettes, Glassware** ..... 395
- Piston**
- Seal Insertion Tool..... 317  
Seals..... 301
- Plastic Syringes**..... 349
- Plier Set**..... 295
- PLOT Columns**
- MXT Columns  
*MXT-Alumina BOND*..... 113  
*MXT-Msieve 5A*..... 113  
*MXT-Q-BOND* ..... 113  
*MXT-S-BOND* ..... 113  
Particle Trap ..... 112  
Phase Cross-Reference Chart ..... 103
- Rt- Columns  
*Rt-Alumina BOND*..... 106–109  
*Rt-Msieve 5A*..... 110  
*Rt-Q-BOND* ..... 111  
*Rt-QS-BOND* ..... 112  
*Rt-S-BOND* ..... 112  
*Rt-U-BOND*..... 112
- Plug Valves** ..... 294
- Plumbing Connectors**..... See **Connectors, Tubing**
- Pocket Magnifier**..... 263
- Polar Deactivated Fused Silica Guard Columns**..... 23
- Poly Crimp Vials**
- Cap with Septum ..... 339  
Seals..... 339
- Polycyclic Aromatic Hydrocarbon Reference Standards**..... 473–475
- Polyimide Resin** ..... 209, 255
- Polywax Calibration Materials**..... 101, 444, 541
- Porapak Packings**..... 129
- Porous Polymer**
- Packed Columns ..... 118  
Packings ..... 129  
PLOT Columns ..... 112
- Preconnected Guard Column/Transfer Line**..... 208
- Prep Columns, HPLC** ..... 164–167
- Press-Tight Connectors**..... 208–209
- Pressure Gauges**..... 273, 400
- Protocol Station**..... 283
- PTFE**
- Ferrules, GC ..... 207  
Syringes, PTFE-Tip..... 328, 364–365, 370  
Transfer Lines for ELCDs ..... 256  
Tubing Cutter..... 315  
Tubing, HPLC..... 315
- PTFE Tape**..... 297
- PTV Inlet Liners**
- For Agilent GCs ..... 180  
For Shimadzu GCs ..... 195
- PUF Supplies**
- Cartridges ..... 416  
Glass Holder..... 416  
Plugs..... 416
- Pulse Dampers, Mobile Phase**..... 320
- Pump Oil, GC** ..... 233
- Pump Parts, HPLC** ..... 301, 303, 305–306, 309–311
- Purge-and-Trap Supplies**
- Moisture Control By-Pass Line ..... 256  
Spargers..... 256
- Purifiers**..... See **Gas Purifiers**
- Q**
- QuEChERS Products, Q-sep**
- Accessories ..... 385  
Bottle Top Solvent Dispenser ..... 385  
Centrifuge..... 385  
Packets..... 382–383  
Reference Standards..... 536–537  
Tube Racks ..... 385  
Tubes ..... 382–383
- R**
- Reamers** ..... 263
- Rechargeable S-Traps**..... 271
- Reconditioning Service: Air Canisters** ..... 409
- Reducing Ferrules** ..... 206
- Reducing Nut** ..... 225
- Reference Information**
- Seminars ..... 5
- Reference Standards**
- Detailed Table of Contents ..... 432–437  
500 Series Methods ..... See page 435  
600 Series Methods..... See page 436  
8000 Series Methods ..... See page 436  
Acrolein..... 440, 480, 516, 521  
Alaska UST ..... 559–560  
Aldehydes/Ketones..... 457, 480  
Amine Column Test Mix ..... 447  
Aroclor Solutions..... 440, 494–495, 540  
ASTM Methods ..... See page 434  
Aviation Gas ..... 440, 475, 556  
Bank Dye (MAAQ) ..... 443, 451  
Benzidine Mix ..... 457, 501, 506  
Biodiesel ..... 441, 458, 539, 556, 559  
Blood Alcohol ..... 451  
BTEX Gas Mixtures ..... 421, 458, 463–464, 472, 517, 519, 558  
Canadian Environmental Methods..... 525  
Carbamates..... 483  
Chlordane ..... 441, 489, 491, 508  
Chlorinated Acid Herbicides..... 466–469  
Chloroprene..... 441, 521  
CLP  
*GPC Calibration Mix*..... 508  
*Pesticides*..... 486–489  
*Semivolatiles* ..... 503–507  
*Volatiles* ..... 522–524  
CLP Methods ..... See page 436  
Column Evaluation Mixtures  
*GC Column Test Mixes* ..... 447–448  
*HPLC Column Test Mixes* ..... 449  
Composite Fuels  
*Diesel Fuel #2 Composite* ..... 442, 458, 555, 560  
*Kerosene Composite* ..... 443, 476, 555, 560  
*Unleaded Gasoline Composite*... 445, 464, 555, 559  
Connecticut UST..... 561  
Creosote Oil..... 441, 475, 556
- Custom Request  
Form..... [www.restek.com/solutions](http://www.restek.com/solutions)  
Derivatization Reagents ..... 446–447
- Diesel**
- Diesel Fuel #2* ..... 442, 458, 555–556  
*Diesel Internal Standards* ..... 458, 559  
*Diesel Range Organics (DRO)*..... 567  
*Diesel Surrogate Standards*..... 458, 559  
Diesel/Biodiesel Blend ..... 442, 458, 539, 556, 559  
Disinfection Byproducts ..... 460, 483  
DNPH Reference Standards ..... 457  
Drinking Water (500 Series)..... See page 435  
Drinking Water Odor Standard ..... 460, 526  
Drugs (Exempt) ..... 452–453  
EPA Methods  
418.1..... 479  
500 Series (Drinking Water)..... See page 435  
600 Series (Wastewater)..... See page 436  
1311 ..... 508  
1614 ..... 491  
1664 ..... 481  
3500 ..... See page 436  
8000 Series (Solid Waste)..... See page 436  
CLP ..... See page 436  
Ethanol..... 442, 482, 521, 561  
Ethylene Oxide ..... 442, 460, 552  
European Pharmacopoeia Method ..... 553  
Evaluation Mixtures, Column ..... 447–449, 533  
Explosives by GC ..... 453, 461–462  
Explosives by HPLC ..... 453, 462  
Fatty Acid Methyl Esters..... 530–531  
Fire Debris..... 454–455, 458, 464, 476, 556  
Florida UST..... 562  
Food Testing ..... 532  
Forensic..... 451–455  
Formaldehyde-DNPH Mix..... 443, 457  
Fragrance Allergens..... 534  
Fragrance Materials Test Mix ..... 533  
Fruit Juice Organic Acid..... 533  
Fuel Oil Degradation Mix ..... 476, 557
- Gas Reference Standards, Air Sampling**
- BTEX Gas*..... 421, 458, 463, 517, 519, 558  
*Japan Calibration* ..... 420, 463, 526  
*Natural Gas*..... 422  
*Ozone Precursor*..... 421  
*Refinery Gas*..... 422  
*Scott Transportable Gases* ..... 423  
*TO-14A* ..... 418–421  
*TO-15*..... 420
- Gasoline**
- Gasoline Internal Standards*..... 464, 559  
*Gasoline Range Organics (GRO)* ..... 464, 558  
*Gasoline Surrogate Standards*..... 464, 559  
*Gasoline, Unleaded*..... 445, 454–455, 464, 555–556, 559
- GC Column Test Mixtures** ..... 447–448
- GC-MS Tuning Mixture**..... 447, 500
- Glycols** ..... 465, 479, 519, 561, 565
- Grob Test Mix**..... 448
- Haloacetic Acids**..... 465
- Herbicides** ..... 466–470, 483, 496–497, 508
- HPLC Column Test Mixtures** ..... 449
- Hydraulic Oil** ..... 443, 476, 556
- International Reference Standards**..... 447–448
- Japan Calibration Mixture** ..... 420, 463, 526
- Jet Fuel** ..... 443, 476, 556
- Kerosene**..... 443, 454–455, 476, 555–556, 560
- Los Angeles County WIP**..... 561
- Massachusetts UST** ..... 562–563
- Medical Marijuana**..... 452
- Michigan UST**..... 564
- Military Fuels** ..... 476, 557

Mineral Spirits.....	444, 454–455, 477, 557
Mississippi UST .....	564
Motor Oil	
<i>Motor Oil Composite</i> .....	444, 477, 555, 560
<i>Used Motor Oil Composite</i> .....	445, 477, 555
Neat Compounds.....	440–445
Nitroaromatics.....	453, 461–462
Nitrogen/Phosphorus Pesticides.....	489–490, 497, 501, 526
Northwest UST Regional Method.....	559–560, 565, 567
Oil & Grease.....	481
Oregon UST.....	565
Organochlorine (OC) Pesticides.....	See pages 435–436
Organophosphorus (OP) Pesticides .....	See pages 435–436
Organometallics.....	482
Organotins.....	482
Oxygenates.....	482, 520
Ozone Precursors .....	421
Paraquat & Diquat.....	469
PCB	
<i>Aroclor Solutions</i> .....	440, 494–495, 540
<i>PCB Congeners</i> .....	496, 526
<i>PCB Standards in Oil</i> .....	440, 495, 540
Pennsylvania UST .....	565
Pesticides.....	See pages 435–436
Petroleums	
<i>Low Sulfur</i> .....	544–545
<i>Simulated Distillation</i> .....	541
<i>UST Monitoring</i> .....	555–567
Pharmaceuticals, Residual Solvents	
<i>European Pharmacopoeia</i> .....	553
<i>USP</i> .....	551–552
Phenols .....	493
Phenylurea Pesticide Mixes.....	491
Plastic Container Testing.....	536, 550
Polybrominated Diphenylethers (PBDEs).....	491
Polywax.....	101, 444, 541
QuEChERS Standards .....	536–537
Residual Solvents .....	552–553
Retention Time Reference Standards.....	478, 555
Single Source Fuels	
<i>Aviation Gas</i> .....	440, 475, 556
<i>Fuel Oils</i> .....	443, 475–476, 556, 560
<i>Jet Fuel A</i> .....	443, 476, 556
Solid Waste Methods (8000 Series) .....	See page 436
State-Specific Environmental Methods ...	492, 559–567
Stoddard Solvent.....	445, 454, 477, 557
TCLP Solid Waste.....	469, 486, 498, 502, 508, 521
Tennessee UST.....	565
Test Mixes .....	447–449
Texas TNRC UST	
<i>Method 1005</i> .....	478, 566
<i>Method 1006</i> .....	478, 566
TO-14A.....	418–421
TO-15.....	420
Toxaphene.....	445, 484–486, 489, 491, 508
Toxicity Characteristic Leaching Procedure ...	469, 486, 498, 502, 508, 521
Transformer Oil, PCB-Free.....	445, 540
TRPH.....	479
Tuning Mixture.....	442, 447, 500, 504
Unleaded Gasoline ...	445, 454–455, 464, 555–556, 559
USP <467> Method.....	551–552
UST Monitoring.....	555–567
<i>Fuels</i> .....	555–557
<i>Military Fuels</i> .....	476, 557
<i>Mineral Spirits</i> .....	444, 454–455, 477, 557
<i>Motor Oil</i> .....	444, 477, 555, 560
<i>Petroleum Hydrocarbons</i> .....	See page 437
<i>Petroleum Volatiles</i> .....	464, 558
<i>Retention Time Reference Standard</i> .....	478, 555
<i>State-Specific Methods</i> .....	555–567
<i>Volatiles (VOA) Mixtures</i> .....	See pages 510–524
Washington UST.....	474, 567
Wastewater Methods (600 Series).....	See page 436
Weathered Petrochemical.....	454–455
Well Investigation Program (WIP).....	561
Wisconsin UST.....	567
<b>Refillable Hydrocarbon Trap .....</b>	<b>272</b>
<b>Regulators</b>	
Backpressure Regulator, Gas.....	226, 284
Backpressure Regulator, HPLC.....	324
Dual-Stage Regulators.....	279–281
Flash Arrestor, Flammable Gas.....	282
Flexible Stainless Steel Hose.....	282
High-Purity VOC.....	425
Mini-Regulator .....	425
MINICYL Regulator.....	284
Protocol Station .....	283
Scott Transportable Gases.....	425
Silcosteel Regulators .....	279
Single-Stage Regulators .....	279–281
Single-Stage VOC Regulator Syringe Adaptor Kit ...	425
Switchover Systems .....	283
Tools	
<i>CGA Fittings</i> .....	282
<i>Cylinder Valve Wrench</i> .....	284
<i>Universal Cylinder Wrench</i> .....	284
<i>Wall-Mount Cylinder Holder</i> .....	284
Ultra-High-Purity	
<i>Brass Regulators</i> .....	280
<i>Stainless Steel Regulators</i> .....	281
<b>Replacement Parts, GC Instruments .....</b>	<b>See listings for instrument manufacturer</b>
<b>Replacement Parts, HPLC Instruments.....</b>	<b>299–312</b>
<b>Request Forms</b>	
Packed GC Columns.....	134
Reference Standards.....	www.restek.com/solutions
<b>Res-Sil Packings.....</b>	<b>128</b>
<b>Reservoir, Capillary GC .....</b>	<b>203</b>
<b>Reservoirs, SPE .....</b>	<b>377, 380</b>
<b>Residual Solvent Reference Standards.....</b>	<b>551–553</b>
<b>Resin</b>	
Polyimide .....	209, 255
SDVB.....	417
SPE Disk .....	380
Ultra-Clean Resin .....	417
<b>Resprep SPE</b>	
12- & 24-Port Tube Manifold.....	378
Diskcover-47 Extraction Disk Holder .....	380
Diskcover-47 Reservoir.....	380
Disks.....	380
Manifolds.....	378–379
Replacement Accessories.....	377
Sample Delivery System .....	379
SPE Flow Filter.....	380
<b>Resprep SPE: Sample Delivery System.....</b>	<b>379</b>
<b>Retention Gaps .....</b>	<b>24, 92</b>
<b>Retention Indices</b>	
Organic Volatile Impurities (OVI) .....	683–684
Volatiles (VOA) Mixtures .....	620–621
<b>Rethreading Tools .....</b>	<b>218, 227, 241</b>
<b>Reversed Phase SPE Cartridge.....</b>	<b>375</b>
<b>Rinsing Reservoir, Capillary GC.....</b>	<b>203</b>
<b>Rt GC Columns</b>	
Rt-2560 Capillary .....	47, 71
Rt-Alumina BOND PLOT.....	106–109
Rt-βDEXcst Chiral.....	89
Rt-βDEXm Chiral.....	89
Rt-βDEXsa Chiral .....	89
Rt-βDEXse Chiral .....	89
Rt-βDEXsm Chiral.....	89
Rt-βDEXsp Chiral .....	89
Rt-γDEXsa Chiral.....	89
Rt-Msieve 5A PLOT .....	110
Rt-Q-BOND PLOT .....	111
Rt-QS-BOND PLOT .....	112
Rt-S-BOND PLOT.....	112
Rt-TCEP Capillary.....	75
Rt-U-BOND PLOT .....	112
Rt-XLSulfur Micropacked.....	120, 124
Rt-XLSulfur Packed .....	124
<b>Rtx Capillary GC Columns</b>	
Rtx-1.....	39
Rtx-1301 .....	45
Rtx-1614 .....	56
Rtx-1701.....	46
Rtx-20 .....	41
Rtx-200.....	44, 52–53
Rtx-200MS .....	44
Rtx-225 .....	46
Rtx-2330 .....	47
Rtx-2887.....	79
Rtx-35 .....	41
Rtx-35 Amine.....	87
Rtx-440.....	43
Rtx-5 .....	40, 82
Rtx-5 Amine .....	86
Rtx-5 DH A Tuning.....	77
Rtx-5MS .....	40
Rtx-50 .....	42
Rtx-502.2 .....	69
Rtx-65 .....	42
Rtx-65TG .....	74
Rtx-624 .....	45
Rtx-BAC Plus 1.....	55
Rtx-BAC Plus 2.....	55
Rtx-Biodiesel TG.....	76
Rtx-CLPesticides .....	62
Rtx-CLPesticides Kits .....	62
Rtx-CLPesticides2.....	62
Rtx-DHA.....	77
Rtx-Dioxin2.....	58
Rtx-G27.....	83
Rtx-G43.....	83
Rtx-Mineral Oil .....	78
Rtx-OPPesticides.....	61
Rtx-OPPesticides2.....	61
Rtx-PCB.....	59
Rtx-VMS.....	67
Rtx-Volatile Amine .....	85
Rtx-Volatiles .....	69
Rtx-VRX .....	68
Rtx-Wax .....	48
<b>Ruler, Compact Steel.....</b>	<b>262</b>
<b>Rupture Disc Tees .....</b>	<b>427</b>
<b>Rxi Capillary GC Columns</b>	
Rxi-1HT.....	37
Rxi-1ms .....	31, 52–53
Rxi-17 .....	34
Rxi-17Sil MS .....	35, 52–53, 65
Rxi-35Sil MS.....	34
Rxi-5HT .....	37
Rxi-5ms .....	31
Rxi-5Sil MS.....	32, 52–53, 57, 64, 66, 73
Rxi-624Sil MS .....	36, 70, 80
Rxi-PAH .....	72
Rxi-XLB.....	34, 52, 60

- S**
- Sample Cylinder Valves** ..... 427
- Sample Cylinders** ..... 426
- Sample Delivery System** ..... 379
- Sample Inlets** ..... 403
- Sample Loops** ..... 429
- Sample Preparation**
- Section Table of Contents ..... 373
- Accessories
- Caps ..... 377
- Connectors ..... 377
- Female Luer End Cap ..... 377
- Frits ..... 377
- Resprep SPE Flow Filter ..... 380
- Tubes, Empty ..... 377
- ASE Extraction System Parts and Supplies ..... 388–392
- Bulk Adsorbents ..... 381
- Cartridges
- Bonded Reversed Phase ..... 375
- CarboPrep ..... 375–376
- Closed End ..... 375
- Florisil ..... 375
- Method Specific ..... 376
- Normal Phase ..... 375
- Pesticide Residue Cleanup ..... 376
- Reversed Bonded Phase ..... 375
- Specialty Cartridges ..... 376
- Centrifuge ..... 385
- Disks, Resprep ..... 380
- Filter Vials, Thomson SINGLE STEP ..... 346
- Flow Filters ..... 380
- Glassware ..... 393–395, 417
- Burets ..... 393
- Evaporator Apparatus ..... 393
- Extraction Apparatus ..... 394
- Flasks ..... 394–395
- Funnels ..... 395
- Glass Impingers, Midget ..... 417
- Pipettes ..... 395
- Stopper ..... 395
- Manifolds, Resprep ..... 378–379
- Parts for ASE Systems ..... 388–391
- Parts for Diskcover-47 Extraction System ..... 380
- PEEK Washers ..... 389–390
- QuEChERS Products, Q-sep
- Bottle Top Solvent Dispenser ..... 385
- Centrifuge ..... 385
- Packets ..... 382–383
- Reference Standards ..... 536–537
- Tube Racks ..... 385
- Tubes ..... 382–383
- Sample Delivery System ..... 379
- Syringe Filters ..... 386
- Tools for ASE Systems ..... 392
- Tubes
- dSPE ..... 382–383
- QuEChERS ..... 382–383
- Vacuum Pressure Station ..... 378
- Sampling Bags, Air** ..... 412–413
- Sampling Kits, Passive Air** ..... 402, 405
- Sampling Valves** ..... 429
- Sapphire Scribe** ..... 259
- Scoring Wafer** ..... 259
- Scott Transportable Gases** ..... 423
- Screw-Thread Vials** ..... 340–344
- Screwdrivers** ..... 237, 261, 295
- SDVB Resin** ..... 417
- Seals**
- GC Inlet ..... 220–223, 225, 230, 247–248, 254
- Insertion Tool, HPLC ..... 317
- Pump, HPLC ..... 301–311
- SeCure "Y" GC Column Connector** ..... 211, 255
- Seminars** ..... 5
- Semivolatiles**
- Reference Standards ..... See Reference Standards
- Septa** ..... 204, 216–217, 240, 243, 245, 248
- Septa Holder Kits, Thermo Scientific** ..... 248
- Septum Cap, Thermo Scientific** ..... 248
- Septum Nuts** ..... 217
- Septum Puller** ..... 217, 263
- Septum Packed Purge Port Weldment** ..... 228
- Shimadzu GC Supplies**
- Capillary Installation Gauge ..... 246, 258
- Capillary Nut ..... 245
- Ferrules ..... 207, 246
- FID Jets ..... 246
- Injector Nut Kit, GC ..... 245
- Injector Wrench ..... 246, 261
- Inlet Liners
- Direct Injection ..... 183, 195
- PTV ..... 195
- Sky ..... 183
- Split ..... 183, 194
- Split/Splitless ..... 183, 194
- Splitless ..... 183, 194
- SPME ..... 195
- Unliner ..... 183
- Merlin Microseal Adaptor Kit ..... 245
- O-Rings, Inlet Liner ..... 245
- Septa, Plug ..... 245
- Septum Nut ..... 245
- Syringes ..... 358
- Tool Kit, MLE ..... 246, 257
- Wrench Set ..... 246, 261
- Shimadzu HPLC Instrument Parts** ..... 304–305
- ShinCarbon Columns** ..... 120, 123
- Short-Cap Vials** ..... 340
- Shut-Off Valves** ..... 294
- SilcoCan Air Sampling Canisters**
- Canisters ..... 398
- Carrying Cases ..... 408
- Cleaning System ..... 406–407
- Gauges ..... 399–400
- Reconditioning Service ..... 409
- Supplies ..... 407–408
- Valves & Gauges ..... 399–400
- Silcoport Packings** ..... 126
- Silcosteel Treated**
- Regulators ..... 279
- Tubing ..... 293
- Silcosteel-CR Treated**
- Fittings ..... 289
- Tubing ..... 293
- Silica SPE Cartridge** ..... 375
- Silica, Bulk HPLC Packing Materials** ..... 167
- Siltek Treated**
- Filter ..... 403
- Fittings ..... 287, 289, 405
- Inlet Liners ..... 185
- Inlet Liners, Metal
- For Agilent GCs ..... 188
- For Thermo Scientific GCs ..... 197
- Orifice ..... 403
- Press-Tight Connectors ..... 209–211
- Tubing ..... 292–293
- Vials ..... 332
- Similar Performance GC Phases**
- Cross-Reference ..... 18–19, 103
- Simulated Distillation Reference Standards** ..... 541
- Single Component Solutions** ..... 440–445
- Single Source Fuels Reference Standards** ..... 556
- Sky Liners** ..... 175–184
- Sleeves** ..... See Inlet Liners
- Slide-Lock Tweezers** ..... 262
- Soap Film Bubble Flowmeter** ..... 203
- Solid Phase Extraction** ..... See Sample Preparation
- Solid Supports, GC**
- CarboBlack ..... 119
- Chromosorb ..... 118
- Silcoport ..... 126
- USP Cross-Reference ..... 131
- Solid Waste Reference Standards** ..... See page 436
- Solvent Debubbler** ..... 320
- Spargers, Purge-and-Trap** ..... 256
- SPE** ..... See Sample Preparation
- Specialty SPE Cartridges** ..... 376
- SPI Inlet Liners**
- For Bruker/Varian GCs ..... 181, 190

## Restek's Learning Network

Solutions to fit every level of expertise, budget, schedule, and analytical topic.

Learn more at [www.restek.com/seminars](http://www.restek.com/seminars)





- Split Inlet Liners**  
 For Agilent GCs ..... 179, 187  
 For Bruker/Varian GCs ..... 181, 190–191  
 For PerkinElmer GCs ..... 182, 192  
 For Shimadzu GCs ..... 183, 194  
 For Thermo Scientific GCs ..... 184, 196–197
- Split Vent Line** ..... 226, 273
- Splitless Inlet Liners**  
 For Agilent GCs ..... 179, 186  
 For Bruker/Varian GCs ..... 181, 190–191  
 For PerkinElmer GCs ..... 182, 192  
 For Shimadzu GCs ..... 183, 194  
 For Thermo Scientific GCs ..... 184, 196
- SSI Tube Cutting Machine** ..... 296
- Stabilwax Capillary GC Columns**  
 Stabilwax ..... 49, 52–53, 81  
 Stabilwax-DA ..... 84  
 Stabilwax-DB ..... 88
- Stainless Steel Tubing** ..... 291, 293
- Standards** ..... See Reference Standards
- STAR Service Rewards Program (U.S. Only)** ..... Inside back cover
- State-Specific UST Reference Standards** ..... 559–567
- Stationary Phases** ..... See Capillary GC Columns, HPLC Columns, PLOT Columns, Packed Columns.  
 See also column names (e.g., Rxi).
- Stopper, Glassware** ..... 395
- Storage Rack for Vials** ..... 339
- Storage Units, HPLC** ..... 316
- Sulfinert Treat**  
 Fittings ..... 289, 405  
 Gas Sampling Valves & Replacement Rotors ..... 429  
 Rupture Disc Tee ..... 427  
 Sample Cylinder Valves ..... 427  
 Sample Cylinders ..... 426  
 Sample Loops ..... 429  
 Tubing ..... 292–293
- Super-Clean Gas Purifiers** ..... 267–270, 325
- SW-846** ..... See page 436
- Swagelok Fittings** ..... 282, 285–287
- Swagelok Valves** ..... 294
- Swaging Tool** ..... 297
- Switchover Systems, Gas Cylinder** ..... 283
- Syringe Filters** ..... 386
- Syringes**  
 Section Table of Contents ..... 348  
 Overview (Syringe Basics) ..... 348–349  
 A-2 Luer ..... 368  
 Air Sampling  
   Jumbo ..... 369, 429  
   Spare O-rings ..... 369, 429  
 Autosampler  
   For Agilent GCs ..... 350–352  
   For Bruker/Varian 8000 Series GCs ..... 354  
   For HPLC ..... 326, 371  
   For PerkinElmer GCs ..... 357  
   For Shimadzu GCs ..... 358  
   For Thermo Scientific GCs ..... 359  
 Cross-Reference Table for Agilent GCs ..... 352  
 Gas-Tight ..... 351, 364–368  
   PTFE Tip ..... 364–365  
   With Shut-Off Valves ..... 366  
 HPLC  
   Autosampler ..... 326, 371  
   Gas-Tight for Rheodyne & Valco Valves ..... 327, 367  
   Microliter Liquid-Type for  
     Rheodyne & Valco Valves ..... 327, 370  
     Priming for Waters HPLC Pumps ..... 328, 370  
     Syringes for Waters U6K Valves ..... 328, 370  
   Large Volume ..... 350  
   Luer-Lock Needles ..... 365–366  
 Merlin MicroShot Injector ..... 216, 353  
 Micro-Volume ..... 363  
 Microliter Syringes ..... 350, 361–362  
 Model V Valve ..... 366  
 Overview ..... 348–349  
 Plastic ..... 349  
 Precision Sampling  
   A-2 Luer Gas-Tight Syringes ..... 368  
   Heavy Duty Purge & Trap Syringe ..... 368  
   Luer-lock Valve Adaptor ..... 368  
 Replacement Needles  
   For Agilent Autosampler Syringes ..... 351  
   For Bruker/Varian 8000 Series Syringes ..... 354  
   For Gas-Tight Syringes for  
     Rheodyne & Valco Valves ..... 327, 367  
   For Gas-Tight Syringes with  
     Shut-off Valves ..... 366–367  
   For HPLC Syringes ..... 327–328, 367, 370  
   For Luer-Lock Syringes ..... 365–366  
   For PerkinElmer Autosampler Syringes ..... 357  
   For PTFE Tip, Gas-Tight Syringes ..... 365  
   For Shimadzu Autosampler Syringes ..... 358  
   For Thermo Scientific ..... 359  
   For Waters U6K Valves ..... 328, 370  
 Syringe Guides ..... 366  
 Syringe O-rings ..... 369, 429
- T**
- Table of Contents** ..... 1
- TCLP Solid Waste Reference Standards** ..... 508
- TDU (Thermal Desorption Unit) Tubes, Air Sampling** ..... 415
- Tedlar Gas Sampling Bags** ..... 412
- Tee Wrench** ..... 297
- Tees**  
 Pipe & Tube Fittings ..... 282, 285–289  
 Rupture Disc ..... 427
- Temperature Controller, HPLC** ..... 323
- Tenax Packings** ..... 129
- Tennessee UST Reference Standards** ..... 565
- Test Gauges, Air Sampling** ..... 401
- Test Mixes**  
 GC ..... 447–448  
 HPLC ..... 449
- Texas UST Reference Standards** ..... 479, 566
- Thermal Desorption Unit Tubes, Air Sampling** ..... 415
- Thermal Gas Purifier** ..... 273
- Thermo Scientific GC Supplies**  
 Adaptors for Capillary Columns ..... 249  
 Capillary Installation Gauge ..... 250, 258  
 EZ No-Vent GC-MS Connector ..... 251  
 FID Jet ..... 249  
 Fixing Nut for TRACE & Focus SSL ..... 249  
 Graphite Ferrules for M4 Fittings ..... 207, 249  
 Graphite Sealing Ring ..... 248  
 Hex Key Set, Metric ..... 250, 261, 295  
 Inlet Liner Seals ..... 248  
 Inlet Liners  
   Direct Injection (TRACE & Focus SSL) ..... 196  
   Siltek Metal ..... 197  
   Sky ..... 184  
   Split (TRACE & Focus SSL) ..... 184, 196–197  
   Splitless (TRACE & Focus SSL) ..... 184, 196  
 Liner Cap ..... 248  
 Liner Cap Removing Tool ..... 250  
 Septa ..... 248  
 Septa Holder Kits for TRACE & Focus SSL ..... 248  
 Septum Cap for TRACE & Focus SSL ..... 248  
 Syringes ..... 354, 356, 359  
 Terminal Fitting Nut ..... 249  
 Tool Kit, MLE ..... 250, 257  
 Transfer Line Reducing Kit ..... 251  
 Wrench Set, Metric ..... 250, 261
- Thermo Separation HPLC Instrument Parts** ..... 306
- Thermolite Septa** ..... 204, 217, 240, 243, 245, 248
- Thermometer** ..... 263
- TO Air Sampling Reference Standards**  
 TO-14A ..... 418–421  
 TO-15 ..... 420
- TO-Can Air Sampling Canisters**  
 Canisters ..... 399  
 Carrying Cases ..... 408  
 Cleaning System ..... 406–407  
 Gauges ..... 399–400  
 Reconditioning Service ..... 409  
 Supplies ..... 407–408  
 Valves & Gauges ..... 399–400
- Toggle Valves** ..... 294
- Tools**  
 5-in-1 Magnetic Screwdriver ..... 295  
 54-Piece Tool Kit ..... 295  
 ASE Extraction System ..... 392  
 Brushes  
   Nylon ..... 262  
   Stainless Steel ..... 262  
 Capillary Column Installation  
   Capillary Installation Gauge ..... 219, 232, 241, 246, 250, 258  
   Ceramic Scoring Wafer ..... 259  
   Compact Steel Ruler ..... 262  
   High-Temperature String ..... 262  
   MLE Tool Kits ..... 228, 241, 244, 246, 250, 257  
   Needle Files ..... 262  
   Pocket Magnifier ..... 263  
   Rethreading Tool ..... 218, 227, 241  
   Sapphire Scribe ..... 259  
   Slide-Lock Tweezers ..... 262  
   Stainless Steel Tube Brushes ..... 262  
   Wrench, Open-End, 1/4- to 3/16-Inch ..... 213  
   Wrench, Open-End, 1/4- to 5/16-Inch ..... 261  
 Claw and Holder ..... 199, 227, 260  
 Column Cutter, Capillary GC ..... 259  
 Cylinder Valve Wrench ..... 284  
 Flashlight ..... 263, 297  
 Gap Inspection Gauge ..... 297  
 GC Installation Kit ..... 295  
 Hand Drill, Mini ..... 263  
 HPLC ..... 317  
 Injection Port Repair Tool ..... 218  
 Injector Wrench ..... 218, 227, 246, 260–261  
 Inlet Liner Packing Tool ..... 199, 260  
 Inlet Liner Removal Tool ..... 199, 227, 260  
 Maintenance Kits, GC ..... 228, 241, 244, 246, 250, 257  
 Maintenance Kits, HPLC ..... 299, 307  
 PEEK Fitting Extractor ..... 317  
 Piston Seal Insertion Tool ..... 317  
 Plier Set ..... 295  
 Ruler, 15 cm, Steel ..... 262  
 Screwdriver ..... 295  
 Septum Nut Removal Tool ..... 217  
 Swaging Tool ..... 297  
 Tool Kits, MLE ..... 228, 241, 244, 246, 250, 257  
 Tubing  
   Bender ..... 297  
   Cutter Dressing Tool ..... 315  
   Cutters ..... 296, 315  
   Reamers ..... 297  
 ValvTool ..... 317

- Wrenches  
Adjustable.....295  
Cylinder.....284  
Cylinder Valve.....284  
Injector.....218, 227, 246, 260–261  
Open-End.....213, 261  
Tee.....297  
ValvTool.....317
- Toxaphene Solutions** 441, 445, 484–486, 489, 491, 508  
**TRACE Supplies**..... See Thermo Scientific GC Supplies  
**Trademarks**.....4  
**Transfer Lines (Guard Columns)**  
Capillary GC.....23–25  
MXT Stainless Steel, GC.....92
- Traps**  
Overview of Gas Purifiers.....265  
Air Compressor Hydrocarbons.....272  
Chemical Traps for Agilent GCs.....226, 273  
ECD Vent.....272  
Gas Purifiers.....266, 269–272  
Rechargeable Gas Purifiers  
Molecular Sieve S-Trap.....271  
Refillable Hydrocarbon.....272  
Restek Gas Management System.....266, 271–272  
Super-Clean.....267–270, 325  
VICI Mat/Sen Gas-Specific Purifier Modules.....273
- Trident HPLC Guard Columns**.....169–171  
**TRPH Reference Standards**.....479  
**Tube Brushes**.....262  
**Tube Fittings**.....268, 282, 285–289, 405
- Tubing**  
Bender.....297  
Clips.....315  
Connectors..... See Connectors, Tubing  
Copper.....291  
Cutter Dressing Tool.....315  
Cutters.....296, 315  
Electropolished.....292  
HPLC Column.....315, 329  
Hydroguard.....24, 293  
Instrument-Grade.....291  
PEEK.....315  
PTFE.....315  
Reamers.....297  
Scorer for MXT Columns.....92, 113, 259, 296  
Silcosteel-CR-Treated.....292–293  
Silcosteel-Treated.....293  
Siltek-Treated.....292–293  
Stainless Steel.....291, 293, 315  
Sulfinert-Treated.....292–293  
Swaging Tool.....297
- Tuning Mixture**.....447, 500, 504  
**Two-Hole Ferrules**.....206, 230, 254
- U**  
**UHPLC Columns**.....142–148  
**UHPLC Filters**.....168  
**Ultra HPLC Columns**.....149–154, 162–167  
**Ultra-Clean Resin**.....417  
**Uniliner Inlet Liners**  
For Agilent GCs.....180, 188  
For Bruker/Varian GCs.....190–191  
For PerkinElmer GCs.....193  
For Shimadzu GCs.....195  
For Thermo Scientific GCs.....196
- Unions**  
Brass.....231, 242, 251, 268, 282, 285–286, 288, 405  
PEEK.....314  
Pipe.....231, 242, 251, 268, 282, 285–289, 405  
Reducing.....231, 242, 251, 268, 282, 285–289, 405  
Silcosteel-CR Treated.....287, 289, 405  
Siltek/Sulfinert Treated.....287, 289, 405  
Stainless Steel.....231, 242, 251, 268, 282, 285–286, 288, 405  
Transfer Line Reducing Kit.....251  
Tube.....231, 242, 251, 268, 282, 285–289, 405  
Zero Dead Volume.....214, 314
- Unleaded Gasoline Reference Standards**.....445, 454, 464, 555–556, 559  
**USLC**.....137–139  
**US Pharmacopoeia Cross Reference**.....140  
**USP <467> Reference Standards**.....552  
**UST Reference Standards**.....554
- V**  
**Vacuum**  
Bag Sampler, Air Sampling.....413  
Gauge.....399–400, 405  
Pressure Station for Resprep SPE Systems.....378
- Valco Fittings**.....212, 214, 289, 314  
**Valve Adaptor, Luer Lock Needles**.....368  
**Valve Parts, HPLC**.....301, 303, 305, 310, 311
- Valves**  
Ball.....289  
Check, HPLC.....324  
Diaphragm, Air Sampling.....400  
Metering, GC.....294  
Plug.....289, 294  
Sampling, Sulfinert-Treated.....429  
Shut-off, GC.....294
- Varian GC Supplies**..... See Bruker/Varian GC Supplies  
**Vent for GC-MS**.....231, 242, 251  
**Vent Trap**.....272  
**Veriflo Flow Controller**.....403  
**Vernier Knob**.....294  
**Vespel Ring Inlet Seal, Dual**.....220
- Vials**  
Section Table of Contents.....332  
Overview (Vial Basics).....332–335
- 2.0 mL Vials**  
8 mm Screw-Thread.....341  
9 mm Short-Cap, Screw-Thread.....340  
10 mm Screw-Thread.....342  
11 mm Crimp-Top.....338  
11 mm Poly Crimp.....339
- Accessories**  
Crimpers and Decappers.....347  
Sampling Valves, Mininert.....346  
Storage Racks.....339  
Certified.....340  
Convenience Kits.....338  
Crimp Top.....336, 338  
Filter Vials, SINGLE STEP (SPE).....346  
Headspace.....344  
Interlock.....336  
Microsampling.....336  
Micro-Vials.....336  
Mininert Precision Sampling.....346
- Poly Crimp.....339  
Prcleaned VOA.....345  
Quick Reference Size Chart.....334–335  
Sample Collection Vials for ASE.....345, 389–390  
Screw Thread.....340–344  
Screw Thread Caps.....340–344  
Septum Selection Guide.....332  
Shell.....343  
Short-Cap, Screw-Thread.....340  
Siltek Deactivated.....332  
Versa Vial.....345  
VOA Sampling Vials.....345  
WISP.....343
- VICI Mat/Sen Gas-Specific Purifier Modules**.....273  
**Viton O-Rings**.....215, 245  
**Viva HPLC Columns**.....155–157  
**Volatiles (VOA) Reference Standards**..... See Reference Standards
- Vu-Tight**.....252  
Inlet Liners.....252  
Installation Fittings.....252
- Vu2-Union Connectors**.....210
- W**  
**Warranty**.....4  
**Washington UST Reference Standards**.....474, 567  
**Waste Overflow Indicator, HPLC**.....319  
**Wastewater Methods**  
Reference Standards..... See page 436  
**Waters HPLC Instrument Parts**.....307–312  
**Weathered Petrochemical**  
Reference Standards.....454–455  
**Well Investigation Program Reference Standards**.....561  
**Wide-Pore HPLC Columns**.....155–157  
**Wisconsin UST Reference Standards**.....464, 558, 567  
**WISP Vials**.....  
**Wizard Dollar Program (U.S. Only)**..... Inside back cover  
**Wool Puller/Insertor**.....199  
**Wool, Deactivated**.....198
- Wrenches**  
Adjustable.....295  
Cylinder.....284  
Cylinder Valve.....284  
Hex Key (Allen).....250, 261, 295  
Injector.....218, 227, 246, 260–261  
Metric Set.....250, 261, 295  
Open-End.....213, 246, 261  
Spanner Wrench for Agilent GCs.....234  
Tee 297  
ValvTool.....317
- X**  
**XAD Equivalent Resin**.....417
- Z**  
**Zero Air Generators**.....275, 278  
**Zero Dead Volume Connectors**.....214, 314


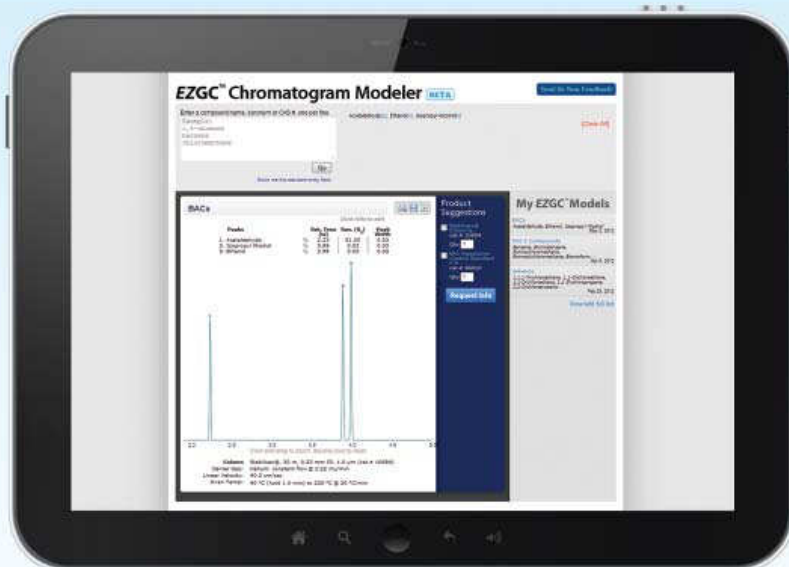
Can't find what you're looking for? Check out our website at

[www.restek.com](http://www.restek.com)



# NOW ONLINE!

Our EZGC™ Web App Will Forever Change How You Develop Methods



## It Doesn't Get Much Easier Than the EZGC™ Chromatogram Modeler

A revolutionary new version of our popular EZGC™ application is now live—it's easier to use and *it's absolutely free*. Just enter your compounds, and our cutting-edge system will recommend not only a GC column, but also the conditions to reliably separate your target analytes. It will even show you a modeled chromatogram! On a PC or Mac, desktop or tablet, the EZGC™ web app can go anywhere and will quickly become your go-to resource for creating robust, customized methods.

- **It's EZ to Register**
  - If you have a Restek login, you're already done! (And if you don't, you can get one at no charge and with no hassle.)
- **It's EZ to Get Started**
  - A quick, five-minute video will show you everything you need to know.
- **It's EZ to Use**
  - Just enter your target compounds, and in seconds, the EZGC™ system gives you a customized method, including column, conditions, and model chromatogram.
- **It's EZ to Analyze**
  - Model chromatograms are fully interactive. Zoom in, view chemical structures, and even overlay mass spectra.
- **It's EZ to Save**
  - Print your chromatogram and custom settings, or save them for future reference.

Start developing incredible GC methods at [www.restek.com/ezgc](http://www.restek.com/ezgc)



# 3-IN-1 TECHNOLOGY

Highest Inertness • Lowest Bleed • Exceptional Reproducibility

## Lower Detection Limits With Groundbreaking Column Technology

Rxi® technology unifies outstanding inertness, low bleed, and high reproducibility into a single high-performance column line. Take variation out of the equation and get the most consistent results for trace-level analysis with Rxi® columns.

### phases available

- Rxi®-1ms
- Rxi®-1HT
- Rxi®-5ms
- Rxi®-5Sil MS
- Rxi®-5HT
- Rxi®-XLB
- Rxi®-624Sil MS
- Rxi®-35Sil MS
- Rxi®-17
- Rxi®-17Sil MS
- Rxi® guard/retention gap columns
- Rxi® secondary columns for GCxGC



### Make the Switch to Rxi® Columns!

Experience what Rxi® does for so many others

- Lower detection limits
- Better peak shape
- Accurate results

Learn more at [www.restek.com/rxi](http://www.restek.com/rxi)

**Learn More**

on pages 26–37!





[www.restek.com](http://www.restek.com)

**RESTEK**

Lit. Cat.# GNCT1714-INT

© 2012 Restek Corporation. All rights reserved.  
Printed in the U.S.A.

**Restek U.S.** • 110 Benner Circle • Bellefonte, PA 16823 • 1-814-353-1300 • 1-800-356-1688 • fax: 1-814-353-1309 • [www.restek.com](http://www.restek.com)

**Restek France** • phone: +33 (0)1 60 78 32 10 • fax: +33 (0)1 60 78 70 90 • [www.restek.fr](http://www.restek.fr)

**Restek GmbH** • phone: +49 (0)6172 2797 0 • fax: +49 (0)6172 2797 77 • [www.restekgmbh.de](http://www.restekgmbh.de)

**Restek Ireland** • phone: +44 (0)2890 814576 • fax: +44 (0)2890 814576 • e-mail: [restekireland@aol.com](mailto:restekireland@aol.com)

**Restek Japan** • phone: +81 (3)6459 0025 • fax: +81 (3)6459 0025 • e-mail: [restekjapan@restek.com](mailto:restekjapan@restek.com)

**Thames Restek U.K. LTD** • phone: +44 (0)1494 563377 • fax: +44 (0)1494 564990 • [www.thamesrestek.co.uk](http://www.thamesrestek.co.uk)

**Restek China** • phone: +86-10-8588-6775 • fax: +86-10-8588-6743 • [cn.restek.com](http://cn.restek.com)

